



CRACOW OPEN 2025

level III



PCC

08-10 VIII 2025

Przyszowice
Target Alfa Silesia Shooting Range

Sponsors



<https://wykrojniki.pl>



<https://roleski.pl>



<https://krakarmory.pl>



<https://halinka-arms.pl>



<https://gunsmasters.pl>



<https://biggun.pl>



<https://gatshop.pl>



<https://dynamitoutfit.pl>



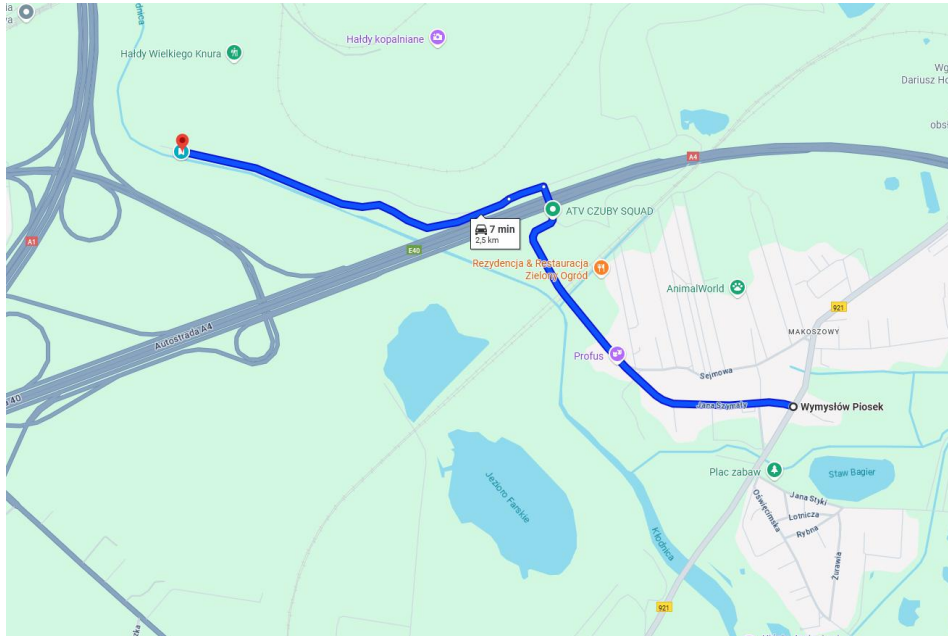
<https://traper.tarnow.pl>

TAS shooting range

How to get there

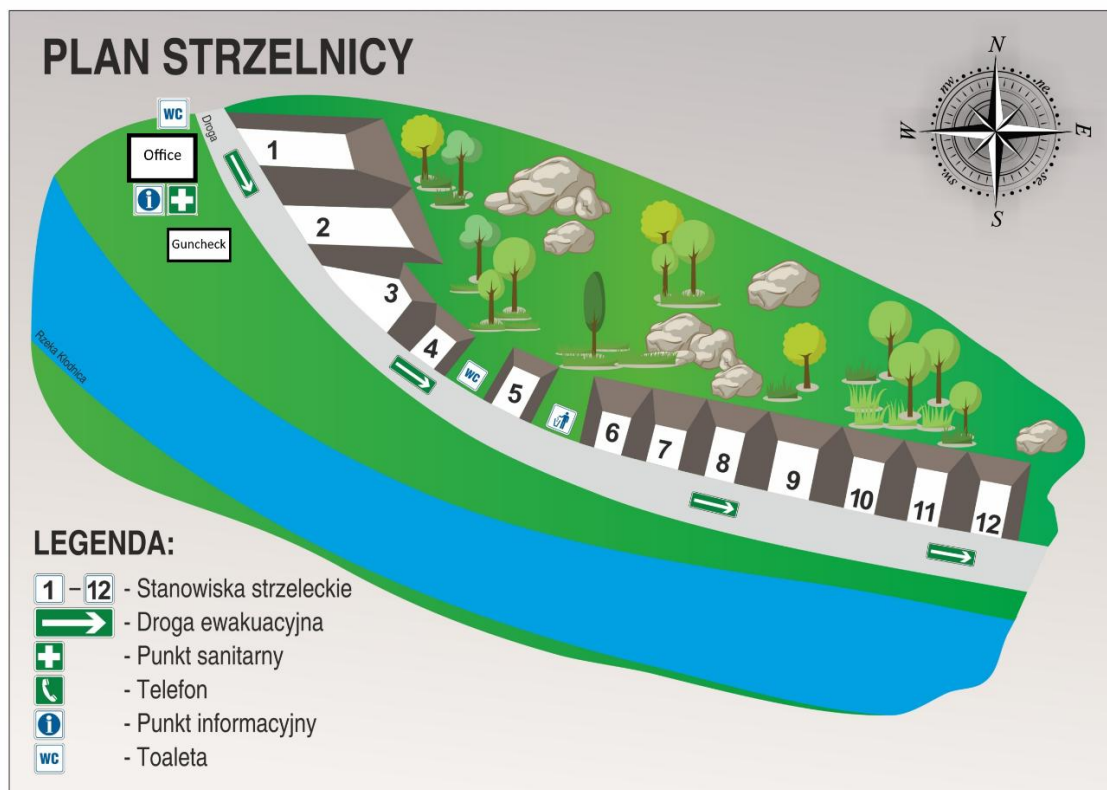
GPS coordinates 50.2692946,18.732931

Google Map link <https://maps.app.goo.gl/L7m5CuTYzqxG5hPi8>



Plan

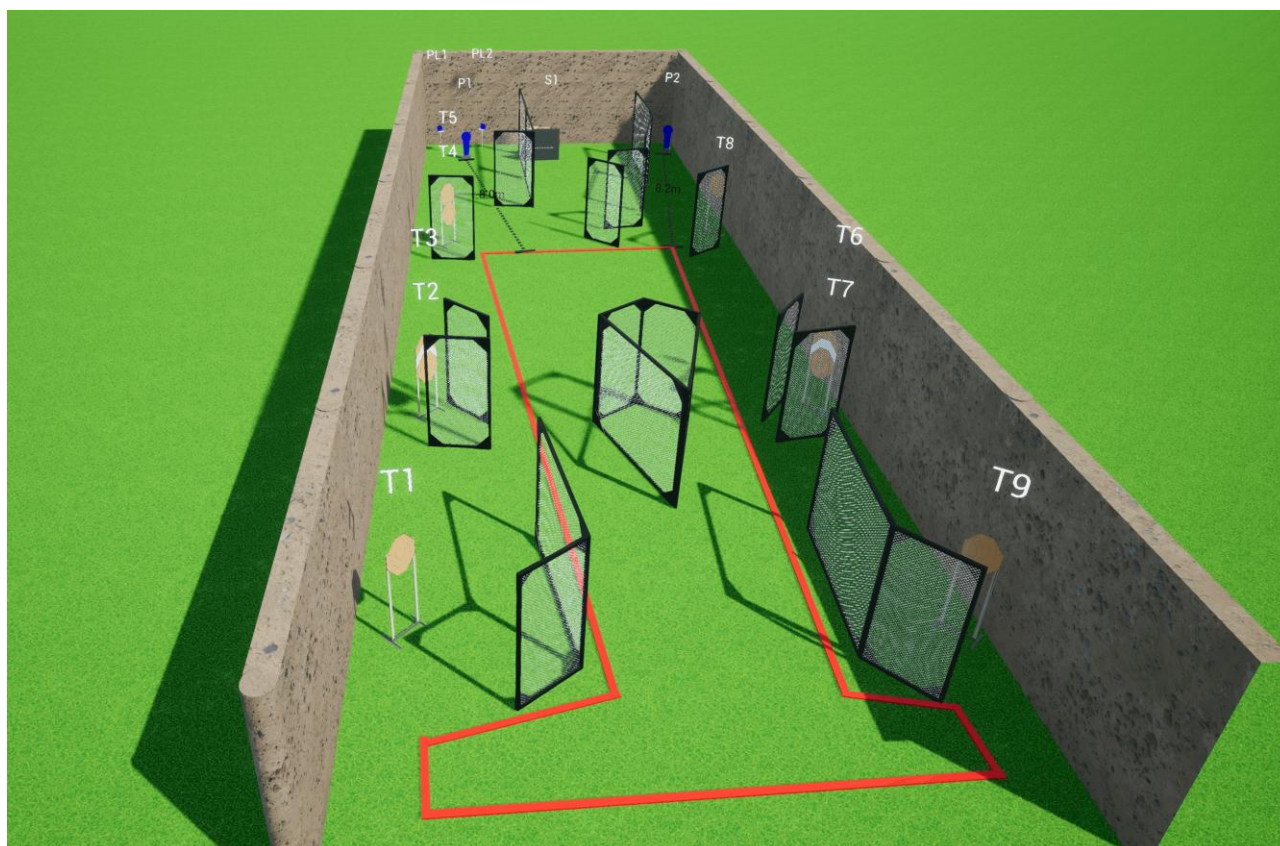
<https://strzelnicatas.pl/plan-strzelnicy/>





Cracow Open 2025

Stage 1



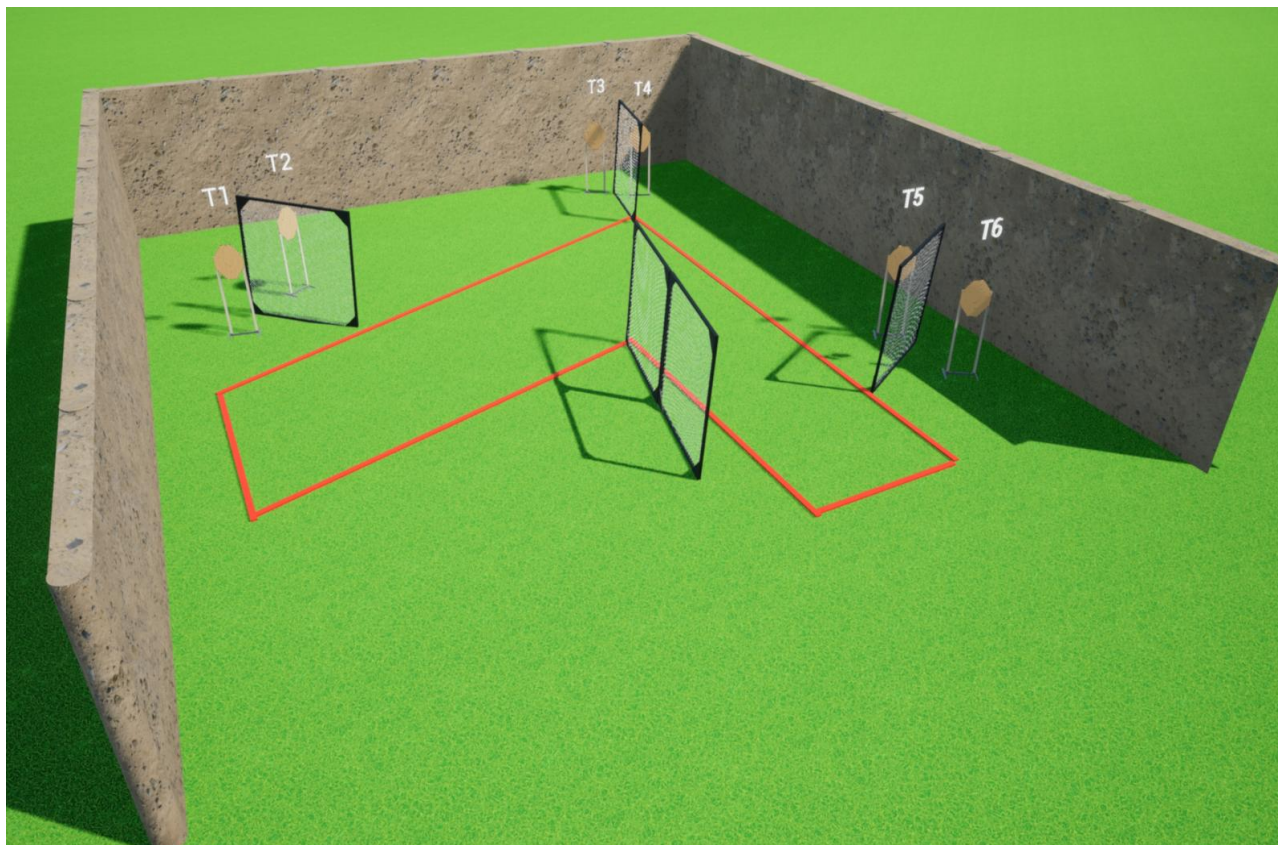
Targets	IPSC Targets	10
	IPSC Mini Poppers	2
	IPSC Metal Plates	2
	No Shoots	2
Minimum number of rounds	24	
Firearm Ready Condition	Loaded - Option 1	
Start Position	Standing within the designated area with firearm held in both hands, stock touching the competitor at hip level, muzzle generally downrange, as demonstrated	
Time Starts	Audible signal	
Procedure	At the start signal engage targets. At the start signal, engage targets. Mini Poppers P1 or P2 activate moving target S1. Target S1 remains visible at rest	
Briefing	Safety angles – 90° left, 90° right, and top of the backstop. We will start scoring, while you're still shooting. You can send your delegate with us to verify your scores.	

Targets	IPSC Targets	14
	IPSC Mini Poppers	2
	IPSC Metal Plates	2
	No Shoots	1
Minimum number of rounds	32	
Firearm Ready Condition	Loaded - Option 1	
Start Position	Standing within the designated area with firearm held in both hands, stock touching the competitor at hip level, muzzle generally downrange, as demonstrated	
Time Starts	Audible signal	
Procedure	At the start signal engage targets. At the start signal, engage targets. Mini Poppers P1 activates moving target T4. Target T4 remains visible at rest	
Briefing	Safety angles – 90° left, 90° right, and top of the backstop. We will start scoring, while you're still shooting. You can send your delegate with us to verify your scores.	



Cracow Open 2025

Stage 3

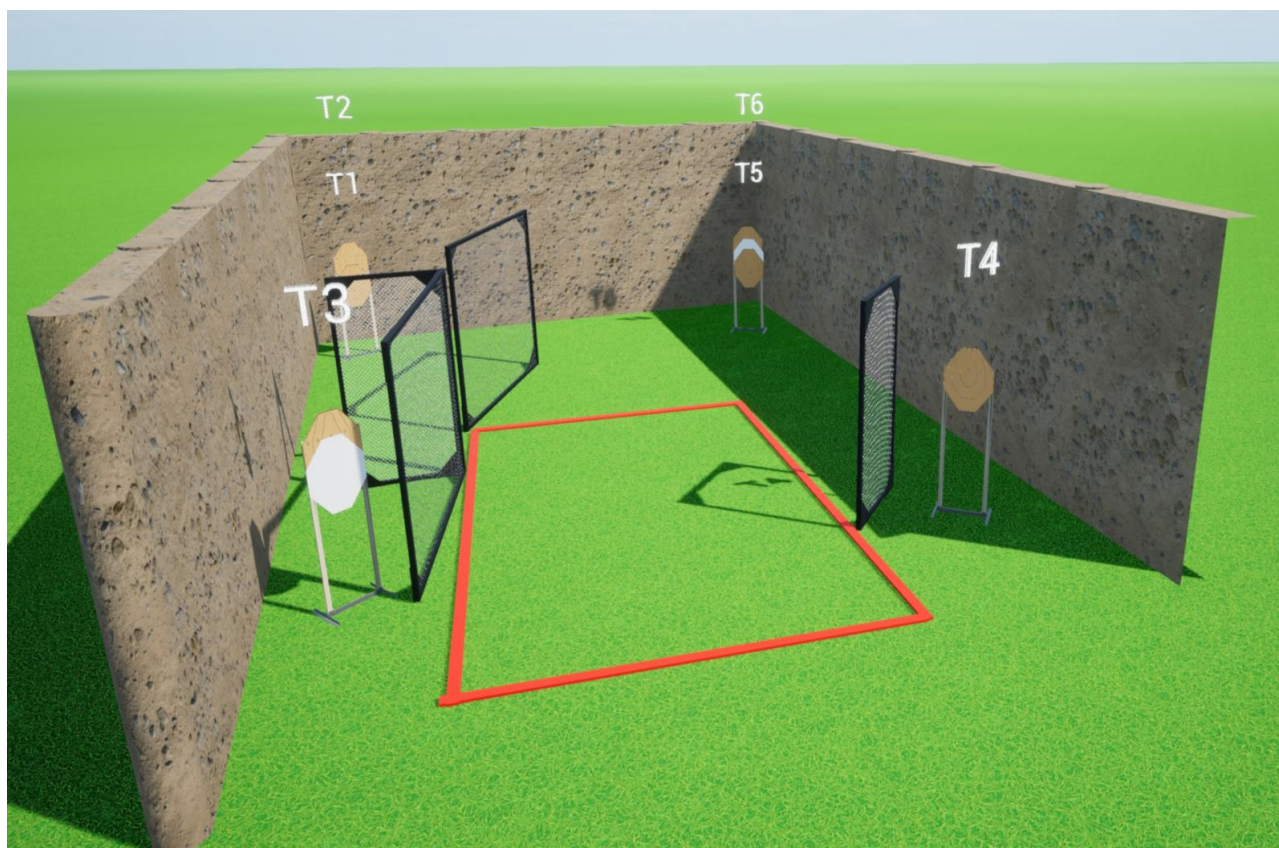


Targets	IPSC Targets	6
Minimum number of rounds	12	
Firearm Ready Condition	Loaded - Option 1	
Start Position	Standing within the designated area with firearm held in both hands, stock touching the competitor at hip level, muzzle generally downrange, as demonstrated	
Time Starts	Audible signal	
Procedure	At the start signal engage targets.	
Briefing	Safety angles – 90° left, 90° right, and top of the backstop. We will start scoring, while you're still shooting. You can send your delegate with us to verify your scores.	



Cracow Open 2025

Stage 4

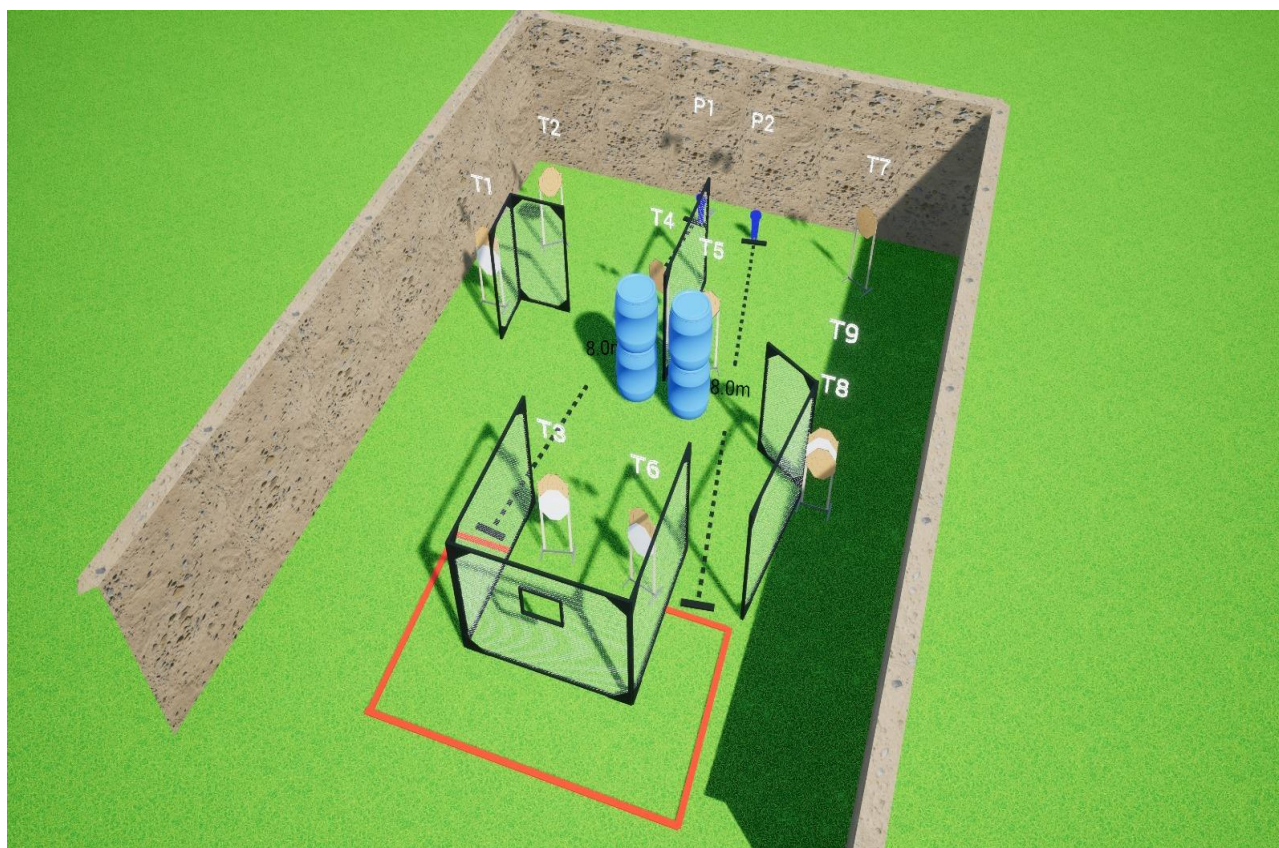


Targets	IPSC Targets	6
	No Shoots	2
Minimum number of rounds	12	
Firearm Ready Condition	Loaded - Option 1	
Start Position	Standing within the designated area with firearm held in both hands, stock touching the competitor at hip level, muzzle generally downrange, as demonstrated	
Time Starts	Audible signal	
Procedure	At the start signal engage targets.	
Briefing	Safety angles – 90° left, 90° right, and top of the backstop. We will start scoring, while you're still shooting. You can send your delegate with us to verify your scores.	



Cracow Open 2025

Stage 5

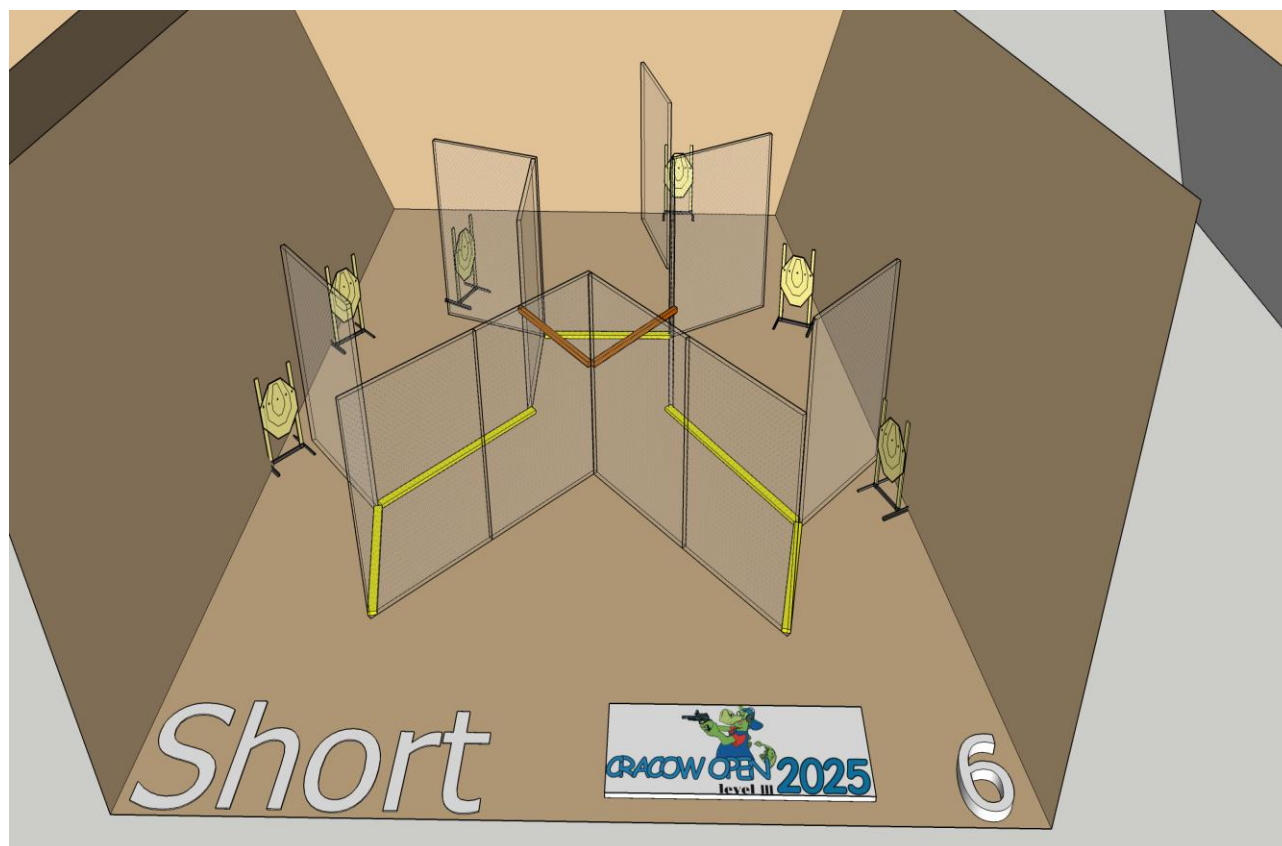


Targets	IPSC Targets	8
	IPSC Mini Poppers	2
	No Shoots	4
Minimum number of rounds	18	
Firearm Ready Condition	Loaded - Option 1	
Start Position	Standing within the designated area with firearm held in both hands, stock touching the competitor at hip level, muzzle generally downrange, as demonstrated	
Time Starts	Audible signal	
Procedure	At the start signal engage targets.	
Briefing	Safety angles – 90° left, 90° right, and top of the backstop. We will start scoring, while you're still shooting. You can send your delegate with us to verify your scores.	



Cracow Open 2025

Stage 6

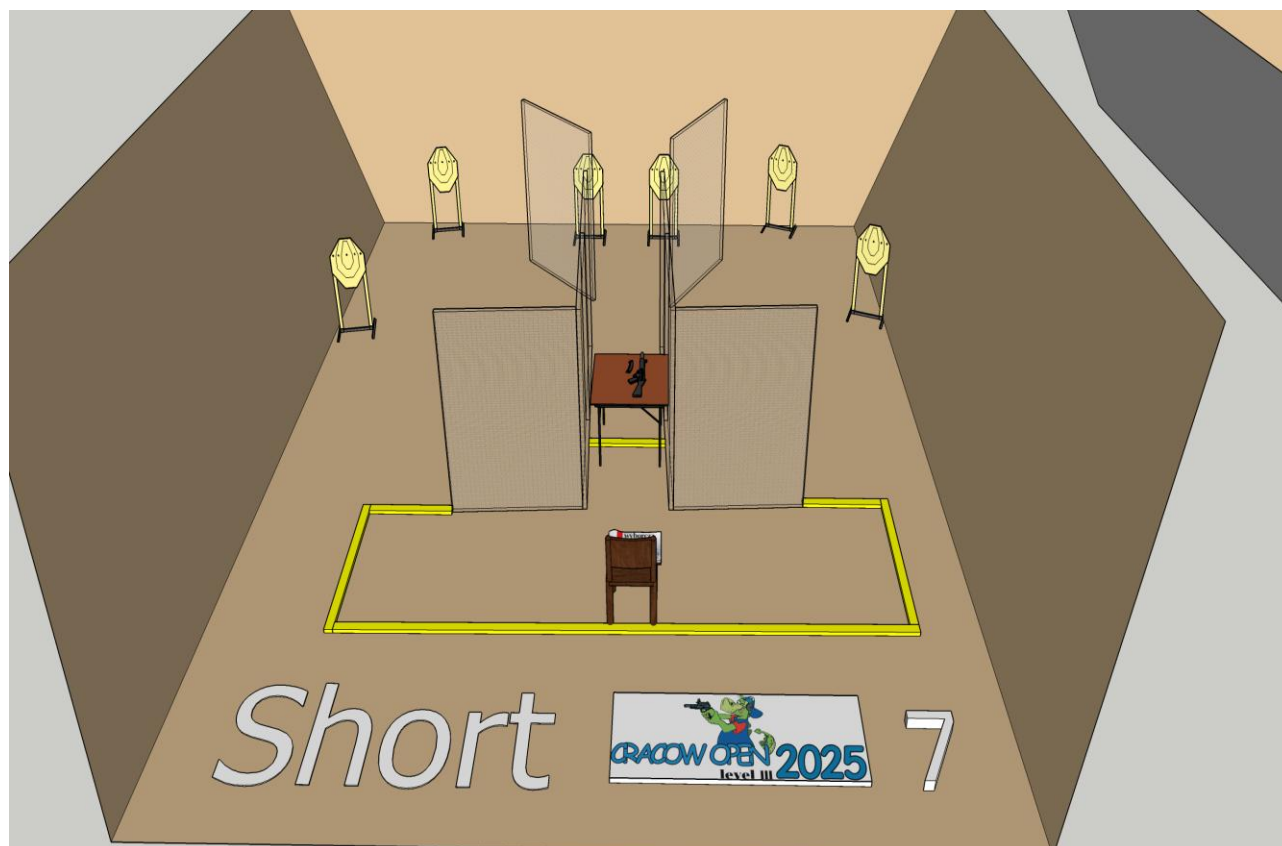


Targets	IPSC Targets	6
Minimum number of rounds	12	
Firearm Ready Condition	Loaded - Option 1	
Start Position	Standing within the designated area with firearm held in both hands, stock touching the competitor at hip level, muzzle generally downrange, as demonstrated	
Time Starts	Audible signal	
Procedure	At the start signal engage targets. At the start signal, engage targets. Stage has Cooper's tunnels.	
Briefing	Safety angles – 90° left, 90° right, and top of the backstop. We will start scoring, while you're still shooting. You can send your delegate with us to verify your scores.	



Cracow Open 2025

Stage 7

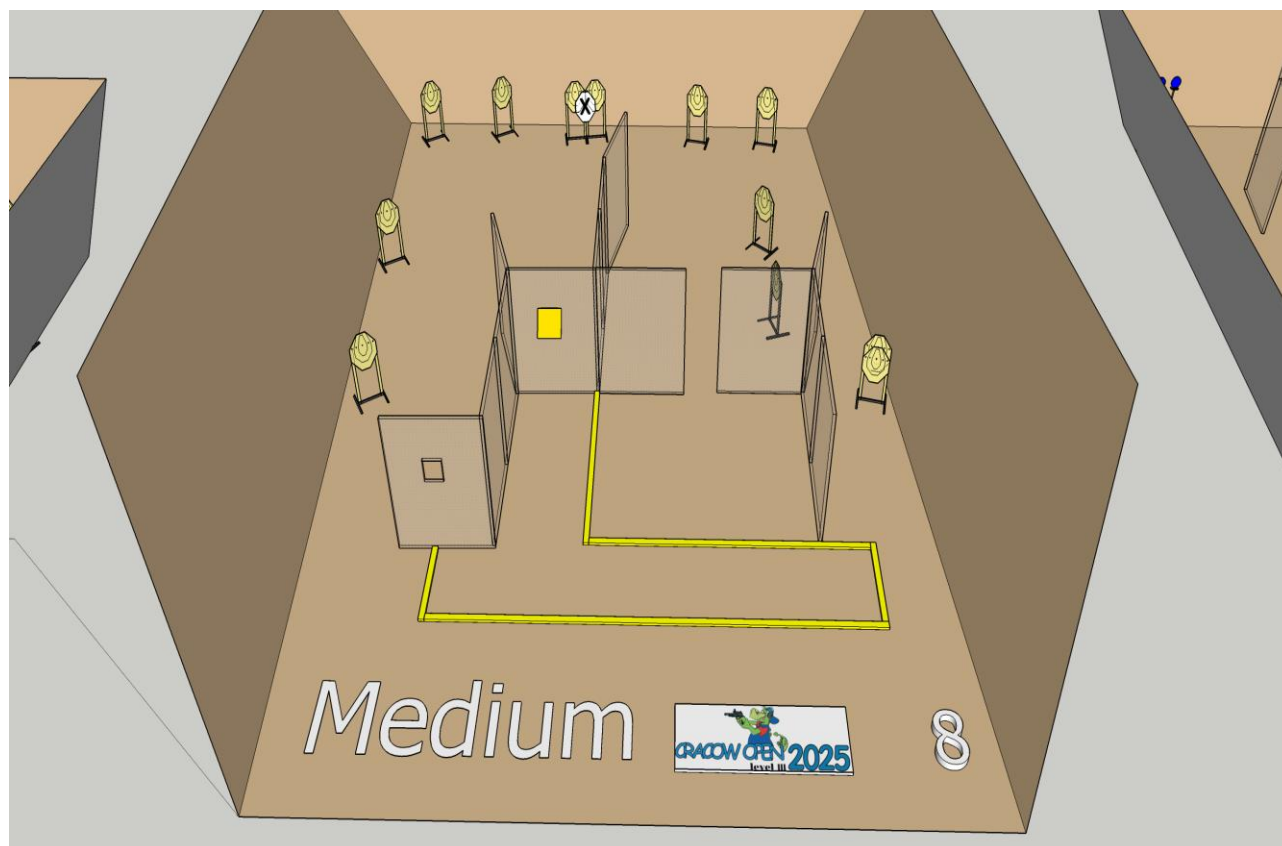


Targets	IPSC Targets	6
Minimum number of rounds	12	
Firearm Ready Condition	PCC is on the table on the marker, muzzle is pointed downrange, unloaded (Option 3). All needed magazines are on the table	
Start Position	Sitting on the chair, facing downrange, hold the newspaper with both hands, as demonstrated	
Time Starts	Audible signal	
Procedure	At the start signal engage targets	
Briefing	Safety angles – 90° left, 90° right, and top of the backstop. We will start scoring, while you're still shooting. You can send your delegate with us to verify your scores.	



Cracow Open 2025

Stage 8

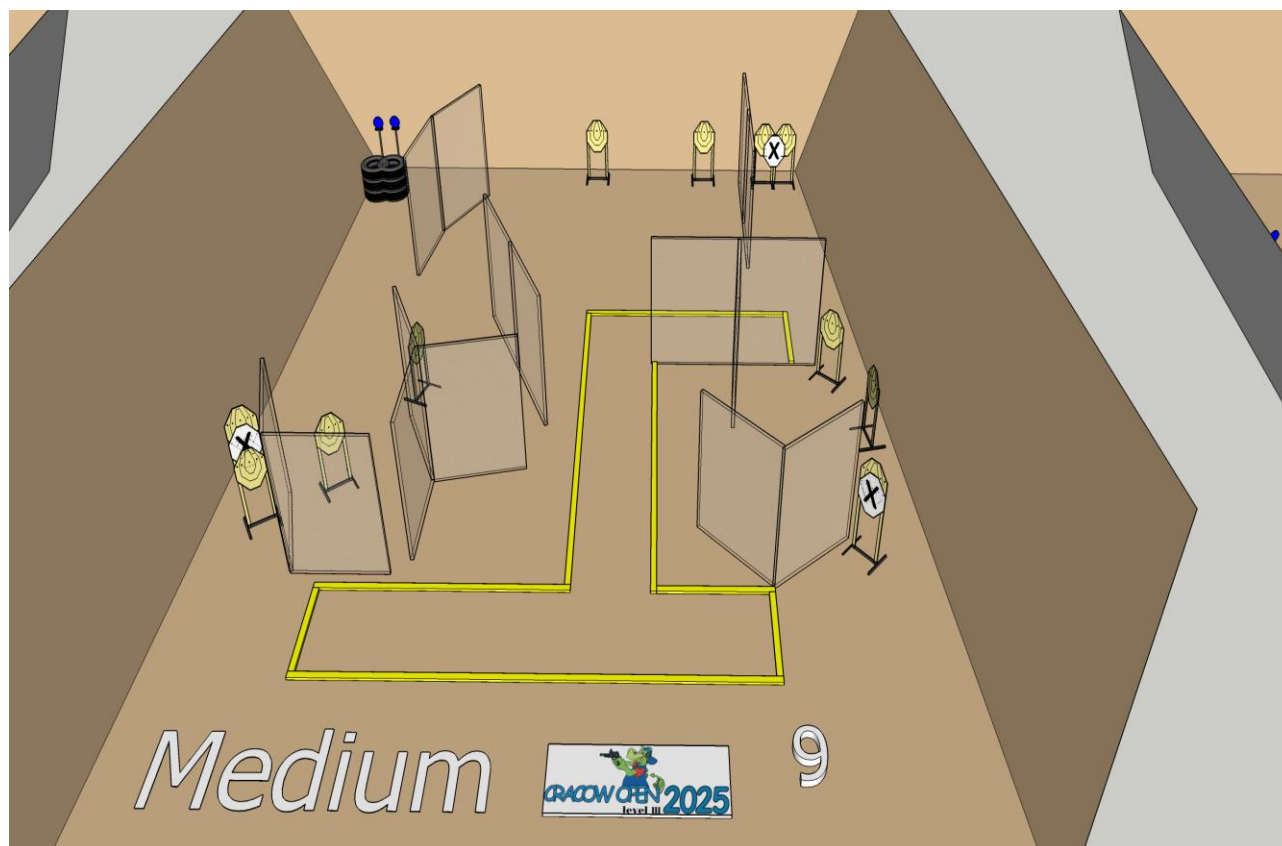


Targets	IPSC Targets	12
	No Shoots	1
Minimum number of rounds	24	
Firearm Ready Condition	Loaded - Option 1	
Start Position	Standing within the designated area with firearm held in both hands, stock touching the competitor at hip level, muzzle generally downrange, as demonstrated	
Time Starts	Audible signal	
Procedure	At the start signal engage targets.	
Briefing	Safety angles – 90° left, 90° right, and top of the backstop. We will start scoring, while you're still shooting. You can send your delegate with us to verify your scores.	



Cracow Open 2025

Stage 9

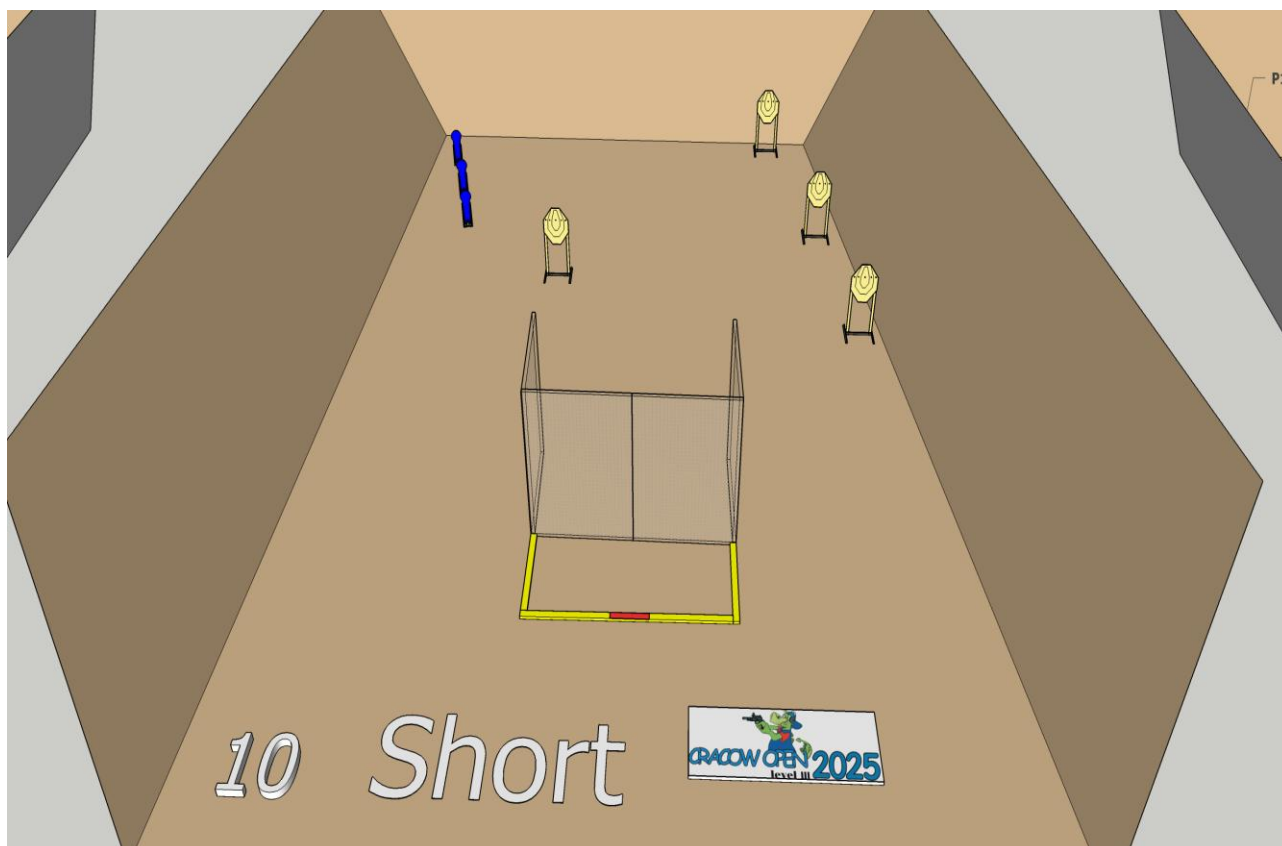


Targets	IPSC Targets	11
	IPSC Metal Plates	2
Minimum number of rounds	24	
Firearm Ready Condition	Loaded - Option 1	
Start Position	Standing within the designated area with firearm held in both hands, stock touching the competitor at hip level, muzzle generally downrange, as demonstrated	
Time Starts	Audible signal	
Procedure	At the start signal engage targets.	
Briefing	Safety angles – 90° left, 90° right, and top of the backstop. We will start scoring, while you're still shooting. You can send your delegate with us to verify your scores.	



Cracow Open 2025

Stage 10

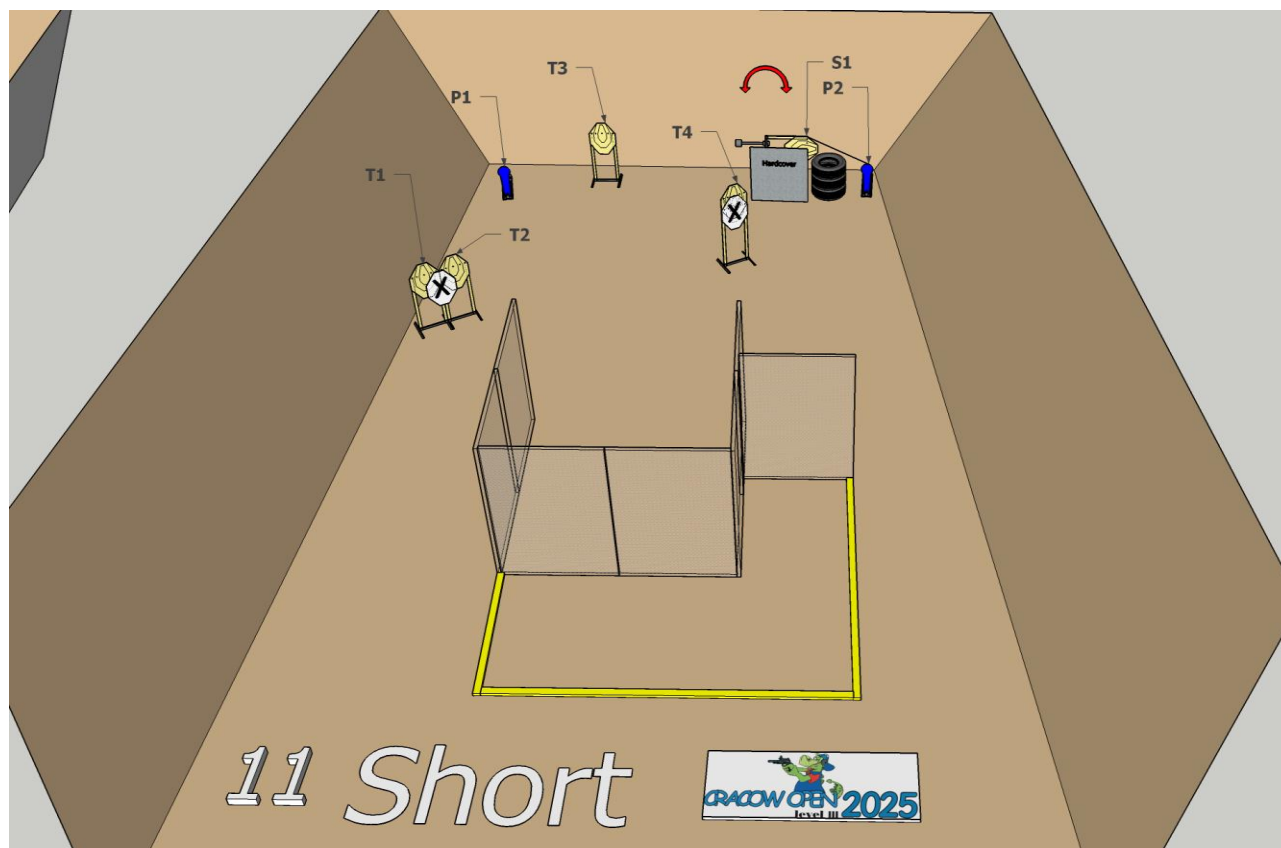


Targets	IPSC Targets	4
	IPSC Mini Poppers	3
Minimum number of rounds	11	
Firearm Ready Condition	Unloaded - Option 3	
Start Position	Standing within the designated area with firearm held in both hands, stock touching the competitor at hip level, muzzle generally downrange, heels touching marker, as demonstrated	
Time Starts	Audible signal	
Procedure	At the start signal engage targets.	
Briefing	Safety angles – 90° left, 90° right, and top of the backstop. We will start scoring, while you're still shooting. You can send your delegate with us to verify your scores.	



Cracow Open 2025

Stage 11

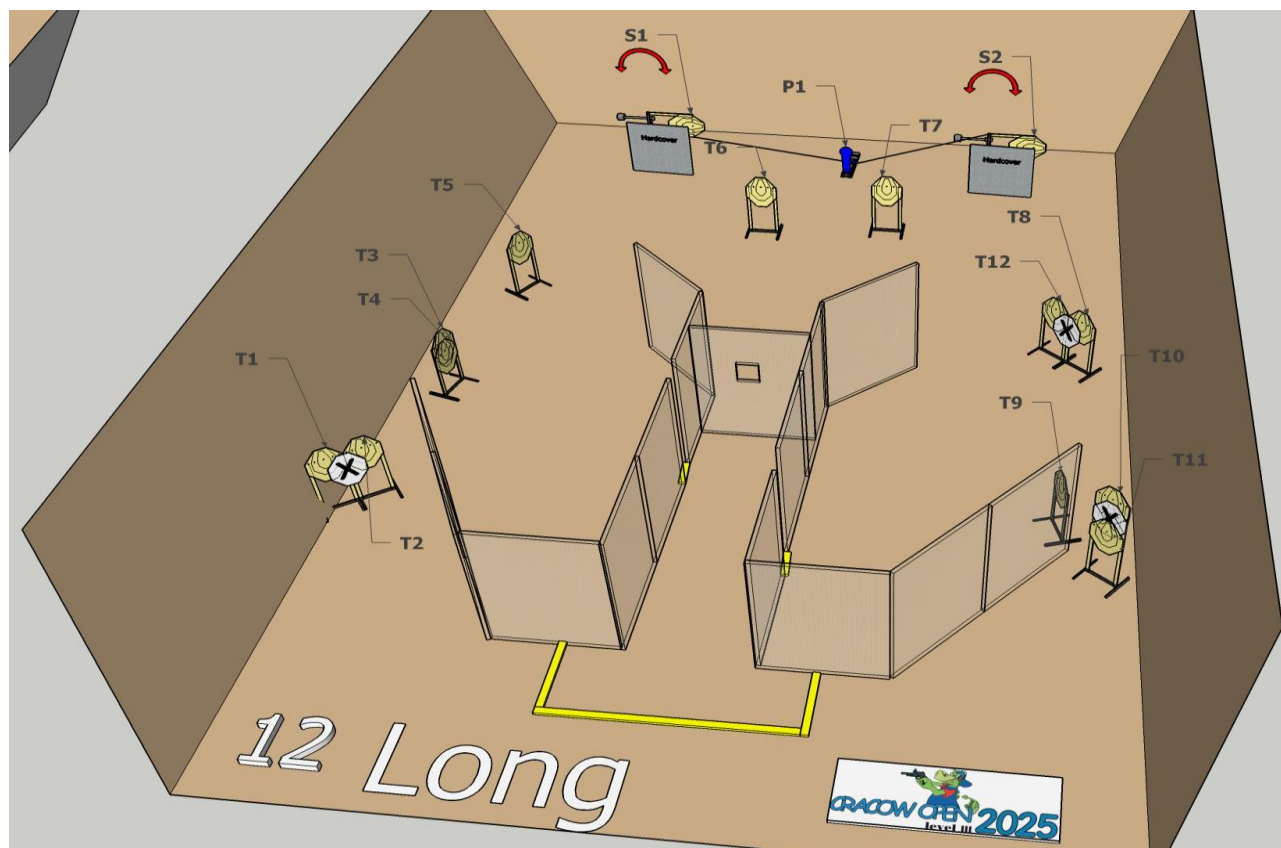


Targets	IPSC Targets	5
	IPSC Mini Poppers	2
	No Shoots	2
Minimum number of rounds	12	
Firearm Ready Condition	Loaded - Option 1	
Start Position	Standing with feet touching the marker with firearm held in both hands, stock touching the competitor at hip level, muzzle generally downrange, as demonstrated	
Time Starts	Audible signal	
Procedure	At the start signal engage targets. At the start signal, engage targets. Mini Poppers P2 activates moving target S1. Target S1 remains visible at rest	
Briefing	Safety angles – 90° left, 90° right, and top of the backstop. We will start scoring, while you're still shooting. You can send your delegate with us to verify your scores.	



Cracow Open 2025

Stage 12



Targets	IPSC Targets	14
	IPSC Mini Poppers	1
	No Shoots	3
Minimum number of rounds	29	
Firearm Ready Condition	Loaded - Option 1	
Start Position	Standing within the designated area with firearm held in both hands, stock touching the competitor at hip level, muzzle generally downrange, as demonstrated	
Time Starts	Audible signal	
Procedure	At the start signal engage targets. At the start signal, engage targets. Mini Popper MP1 activates moving targets S1 and S2. Targets S1 and S2 remain visible at rest	
Briefing	Safety angles – 90° left, 90° right, and top of the backstop. We will start scoring, while you're still shooting. You can send your delegate with us to verify your scores.	