



# CRACOW OPEN 2025

level III



**Handgun**

08-10 VIII 2025

Przyszowice  
Target Alfa Silesia Shooting Range

# Sponsors



<https://wykrojniki.pl>



<https://roleski.pl>



<https://krakarmory.pl>



<https://halinka-arms.pl>



<https://gunsmasters.pl>



<https://biggun.pl>



<https://gatshop.pl>



<https://dynamitoutfit.pl>



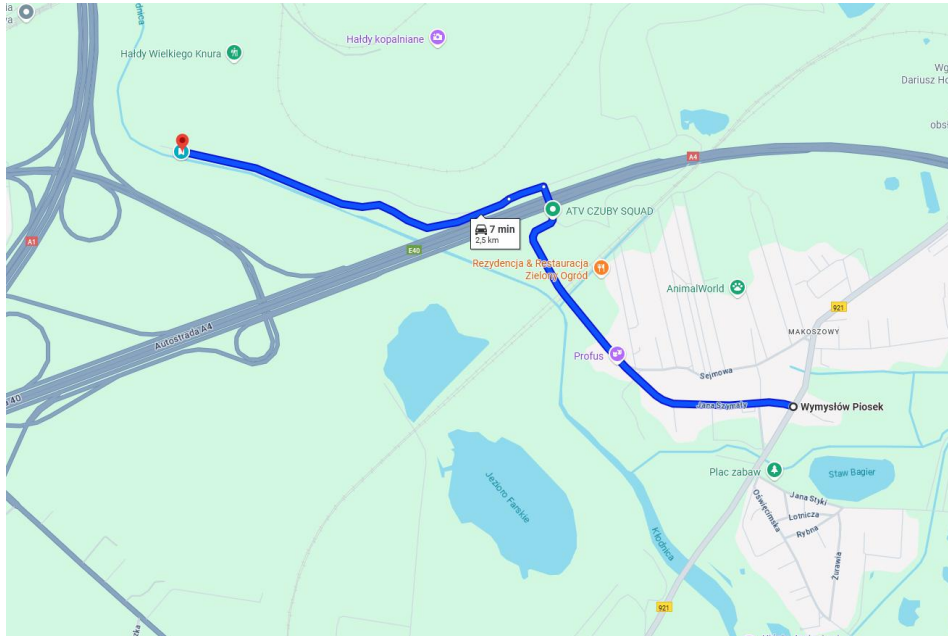
<https://traper.tarnow.pl>

# TAS shooting range

How to get there

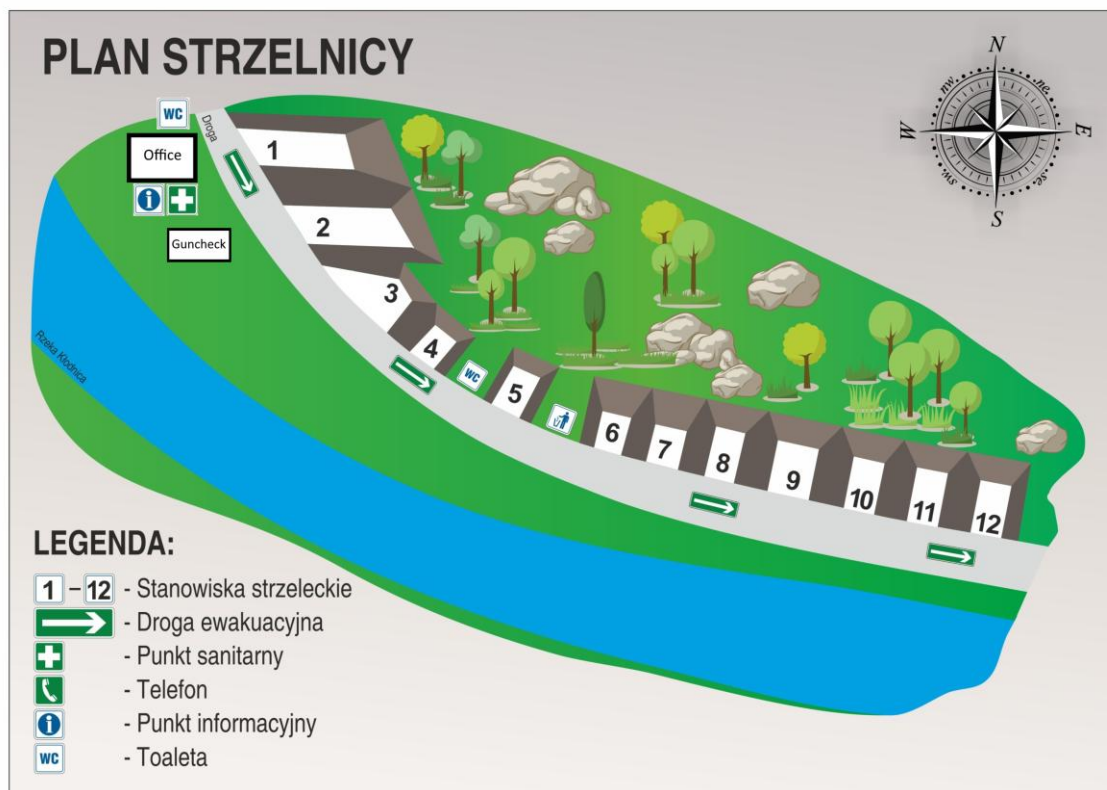
GPS coordinates 50.2692946,18.732931

Google Map link <https://maps.app.goo.gl/L7m5CuTYzqxG5hPi8>



Plan

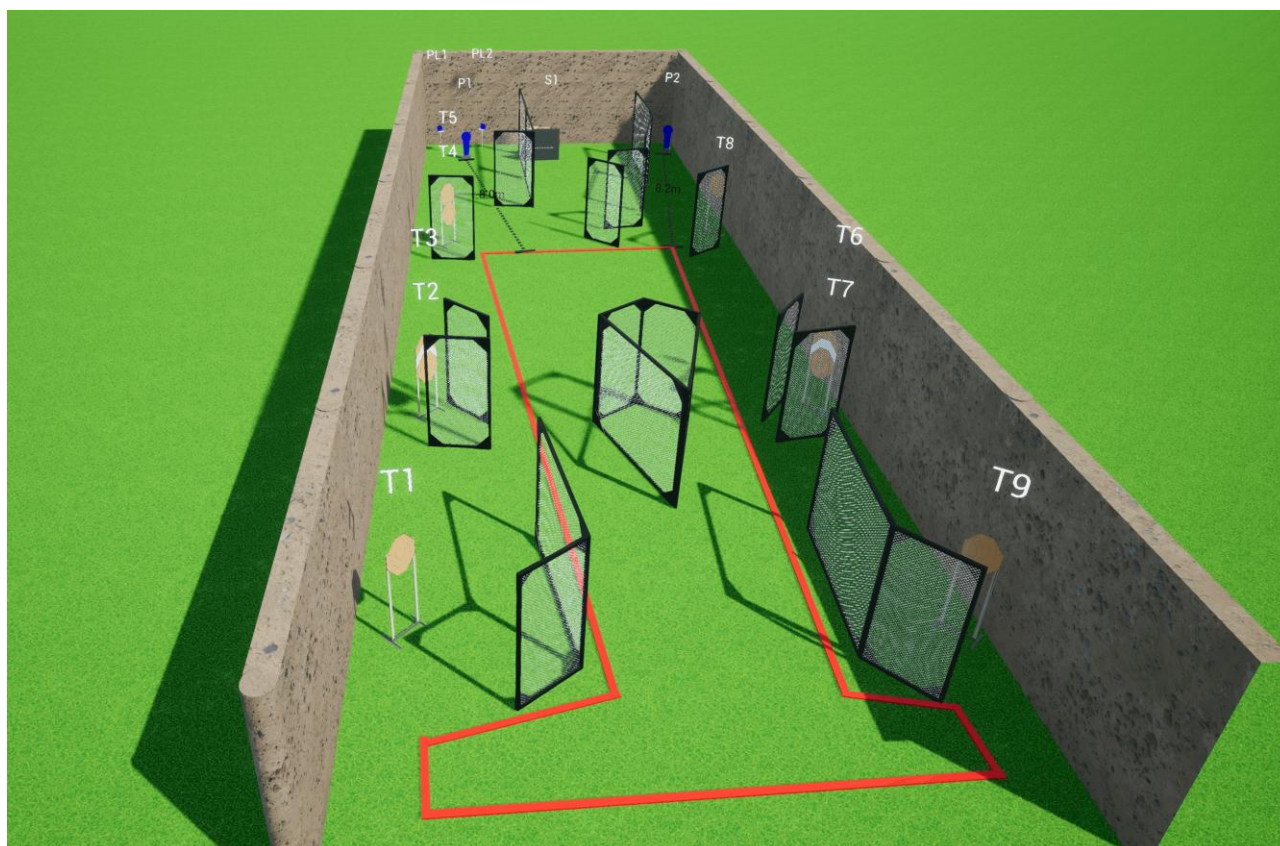
<https://strzelnicatas.pl/plan-strzelnicy/>





# Cracow Open 2025

## Stage 1



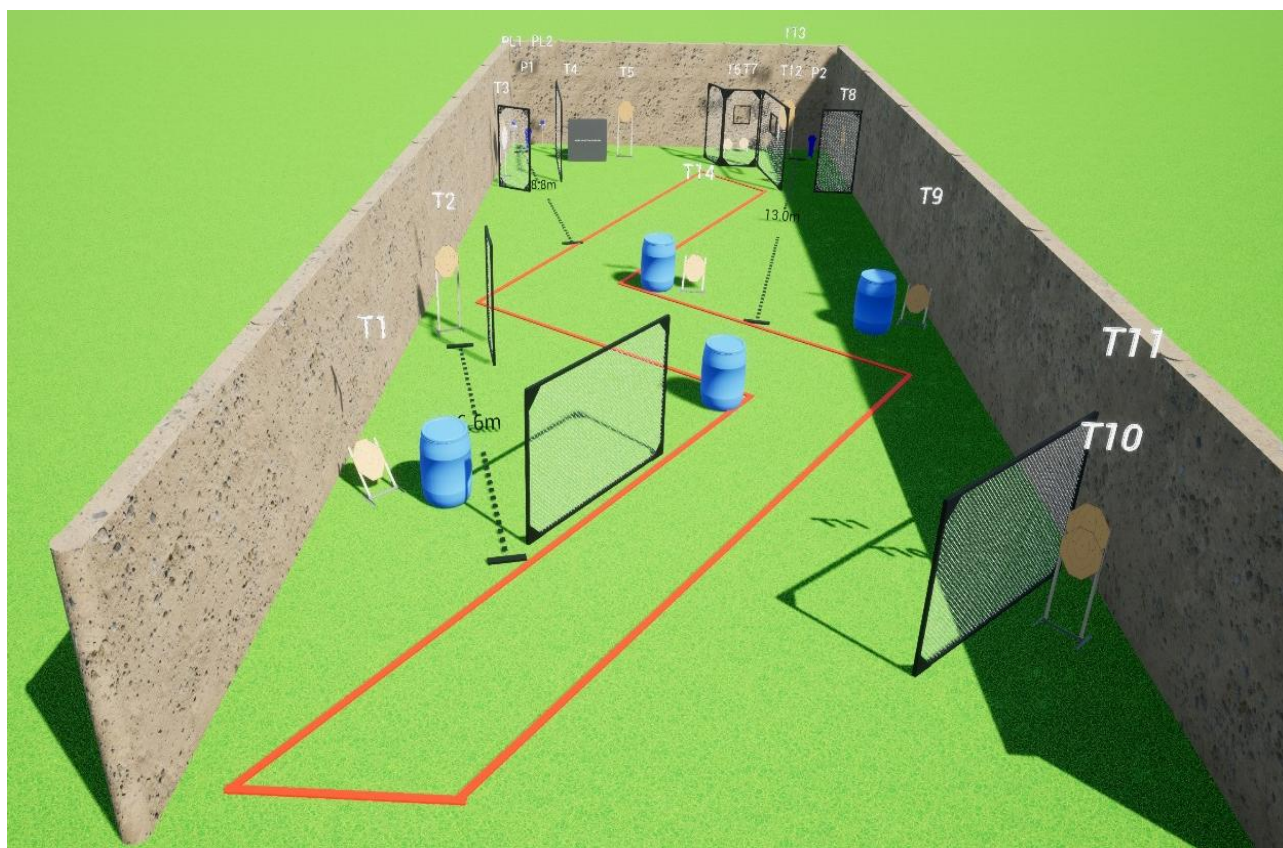
Targets	IPSC Targets	10
	IPSC Mini Poppers	2
	IPSC Metal Plates	2
	No Shoots	2
Number of rounds to be scored	24	
Handgun Ready Condition		
Start Position	Standing within the designated area as demonstrated	
Time Starts	Audible signal	
Procedure	At the start signal, engage targets. Mini Poppers P1 or P2 activate moving target S1. Target S1 remains visible at rest	
Briefing	Safety angles – 90° left, 90° right, and top of the backstop. We will start scoring while you're still shooting. You can send your delegate with us to verify your scores.	





# Cracow Open 2025

## Stage 2

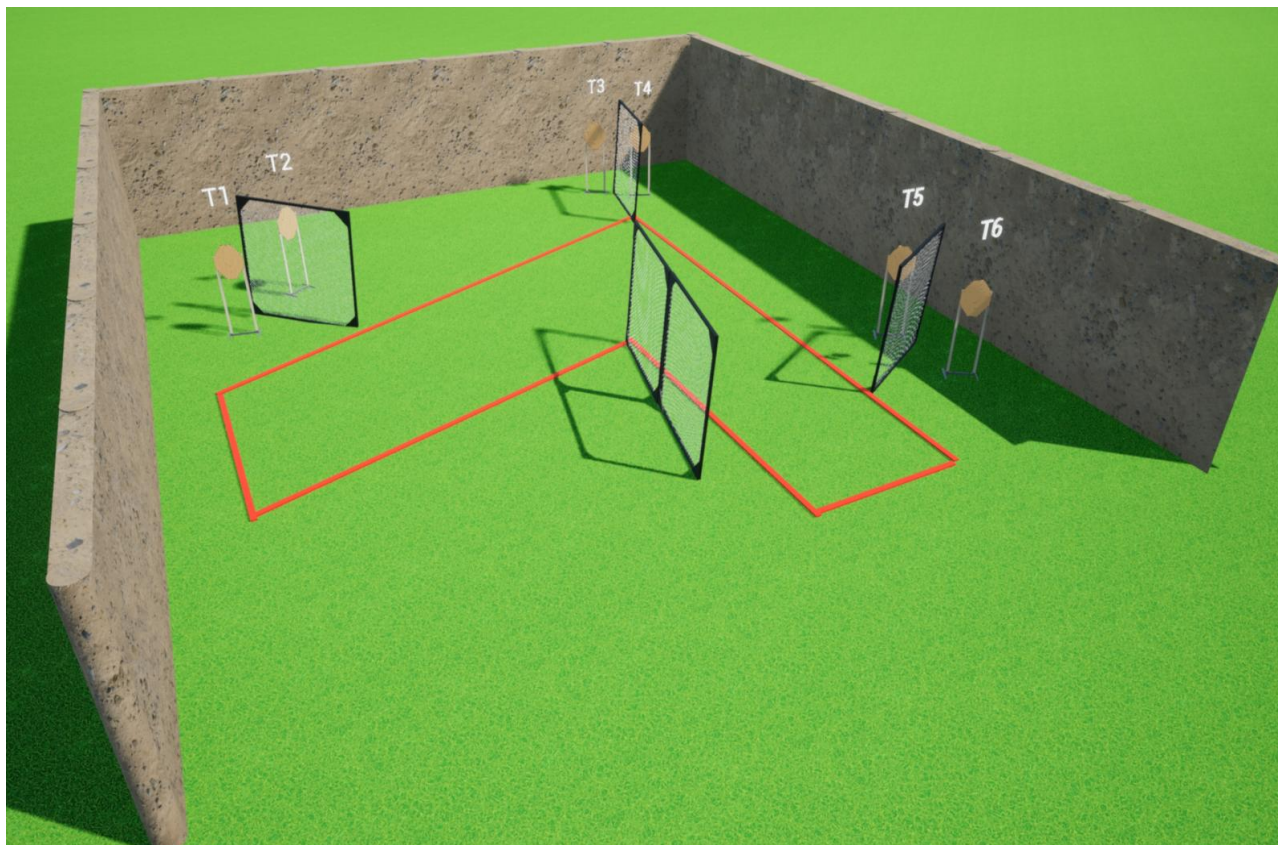


Targets	IPSC Targets	14
	IPSC Mini Poppers	2
	IPSC Metal Plates	2
	No Shoots	1
Number of rounds to be scored	32	
Handgun Ready Condition		
Start Position	Standing within the designated area as demonstrated	
Time Starts	Audible signal	
Procedure	At the start signal, engage targets. Mini Poppers P1 activates moving target T4. Target T4 remains visible at rest	
Briefing	Safety angles – 90° left, 90° right, and top of the backstop. We will start scoring while you're still shooting. You can send your delegate with us to verify your scores.	



# Cracow Open 2025

## Stage 3



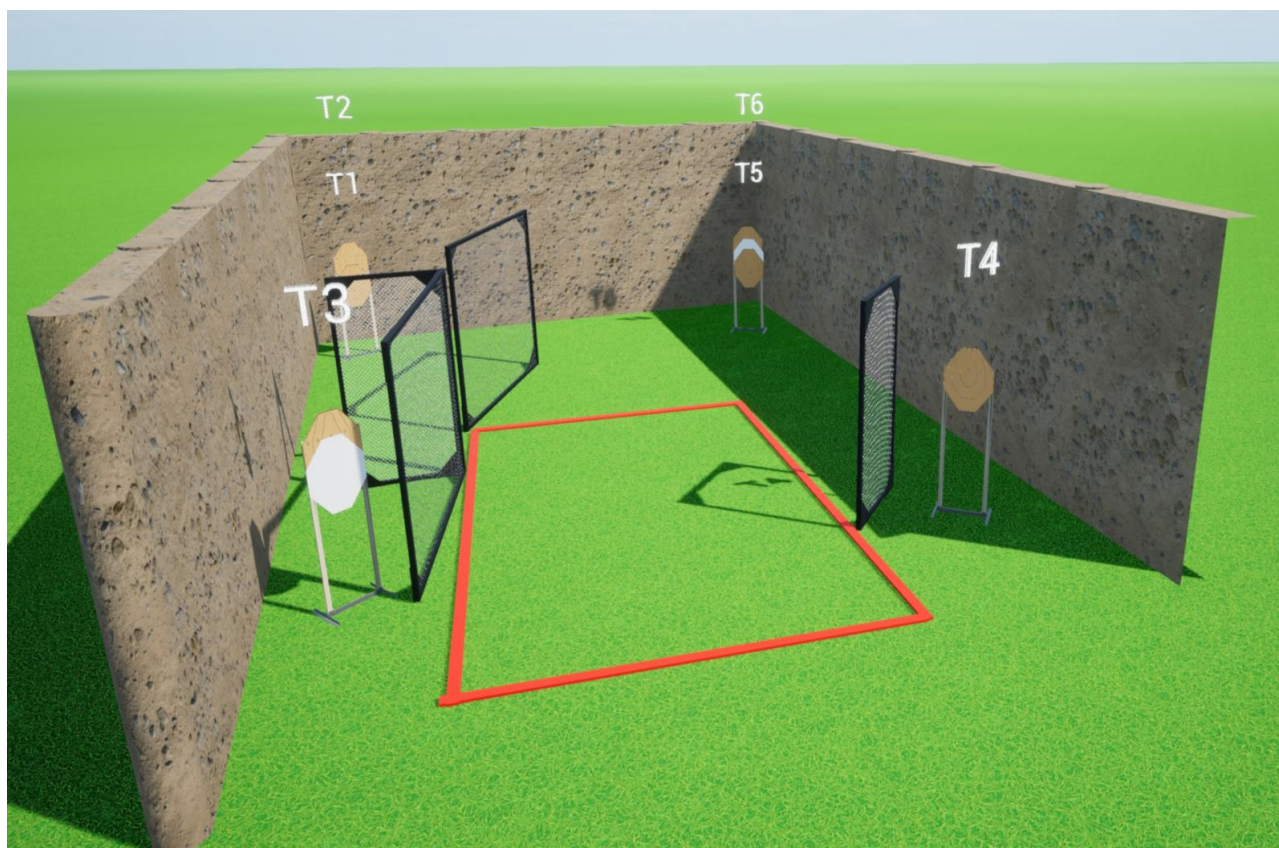
Targets	IPSC Targets	6
Number of rounds to be scored	12	
Handgun Ready Condition		
Start Position	Standing within the designated area as demonstrated	
Time Starts	Audible signal	
Procedure	At the start signal, engage targets	
Briefing	Safety angles – 90° left, 90° right, and top of the backstop. We will start scoring while you're still shooting. You can send your delegate with us to verify your scores.	





# Cracow Open 2025

## Stage 4

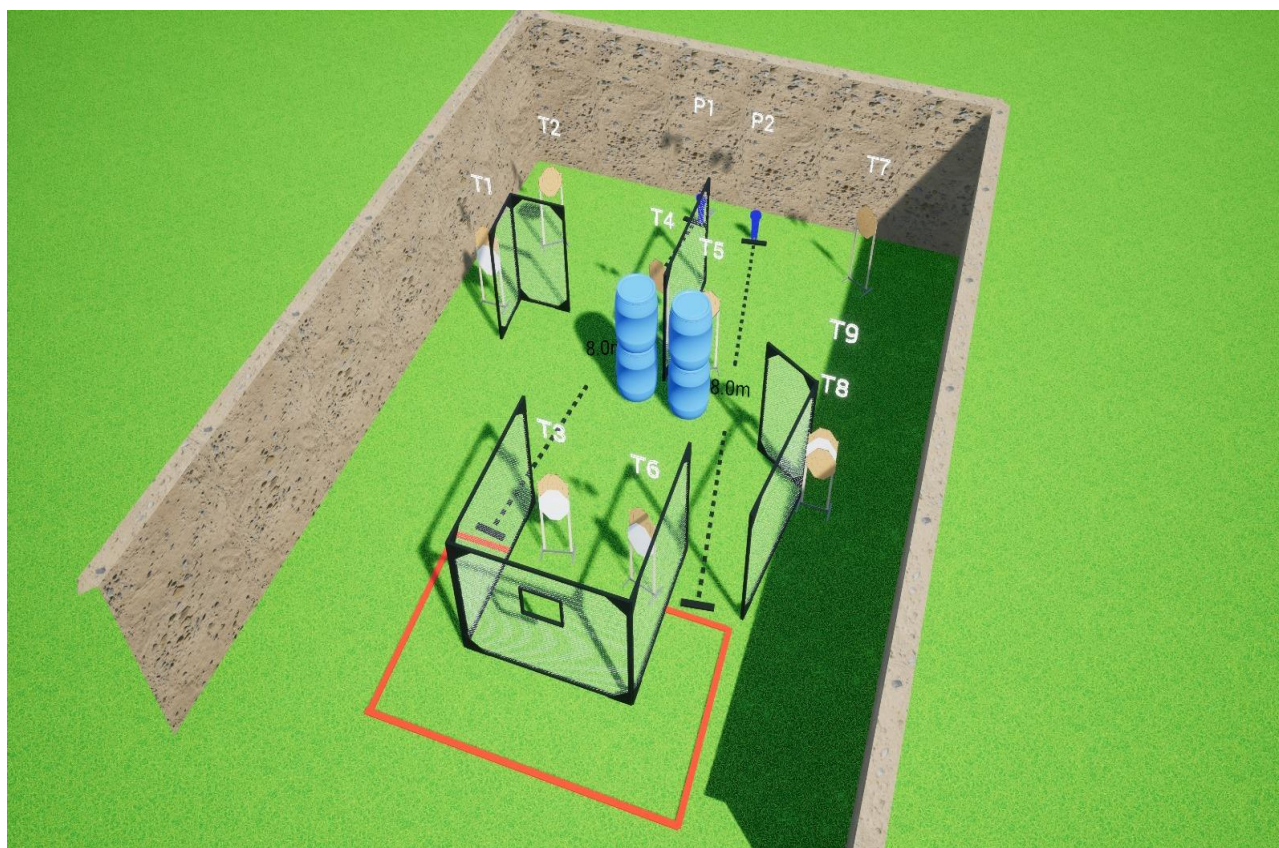


Targets	IPSC Targets	6
	No Shoots	2
Number of rounds to be scored	12	
Handgun Ready Condition		
Start Position	Standing within the designated area as demonstrated	
Time Starts	Audible signal	
Procedure	At the start signal, engage targets	
Briefing	Safety angles – 90° left, 90° right, and top of the backstop. We will start scoring while you're still shooting. You can send your delegate with us to verify your scores.	



# Cracow Open 2025

## Stage 5



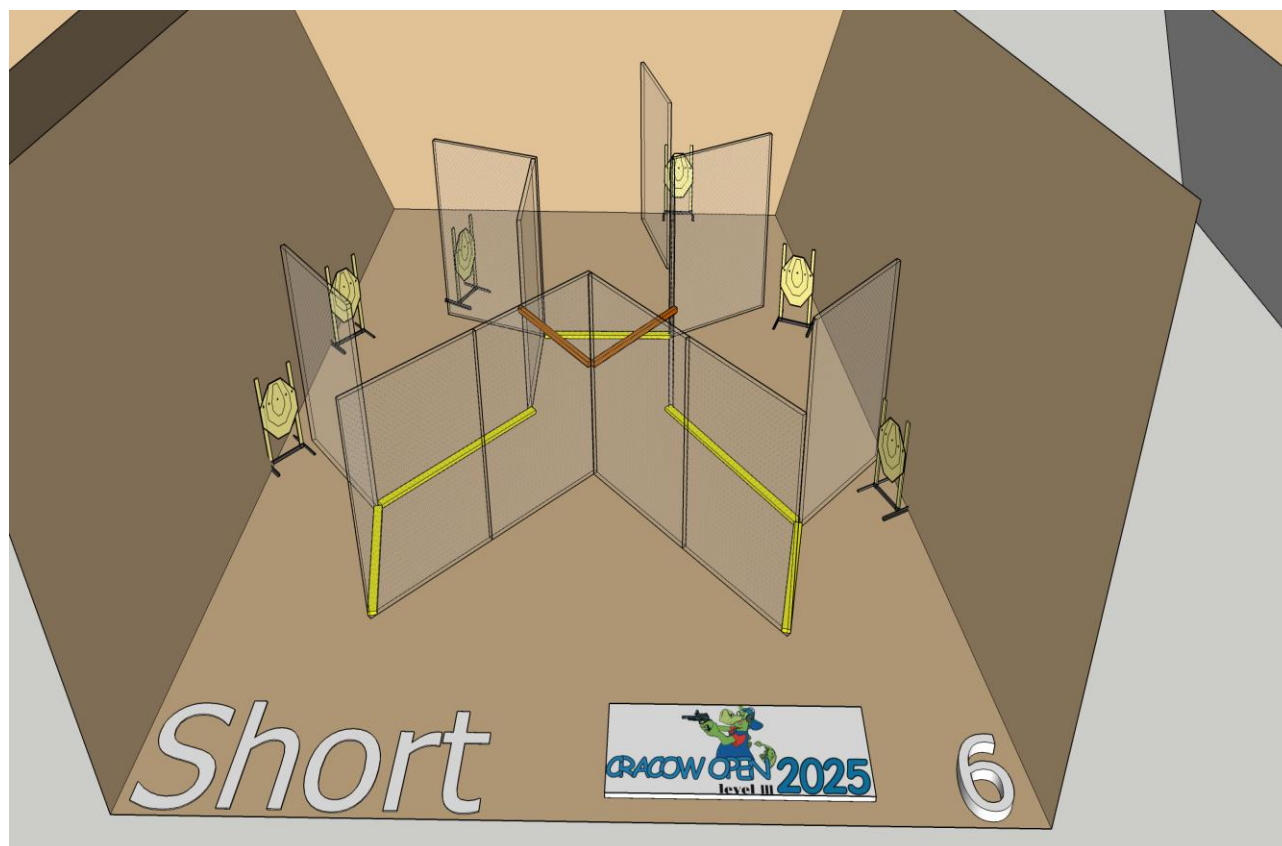
Targets	IPSC Targets	8
	IPSC Mini Poppers	2
	No Shoots	4
Number of rounds to be scored	18	
Handgun Ready Condition		
Start Position	Standing within the designated area as demonstrated	
Time Starts	Audible signal	
Procedure	At the start signal, engage targets	
Briefing	Safety angles – 90° left, 90° right, and top of the backstop. We will start scoring while you're still shooting. You can send your delegate with us to verify your scores.	





# Cracow Open 2025

## Stage 6

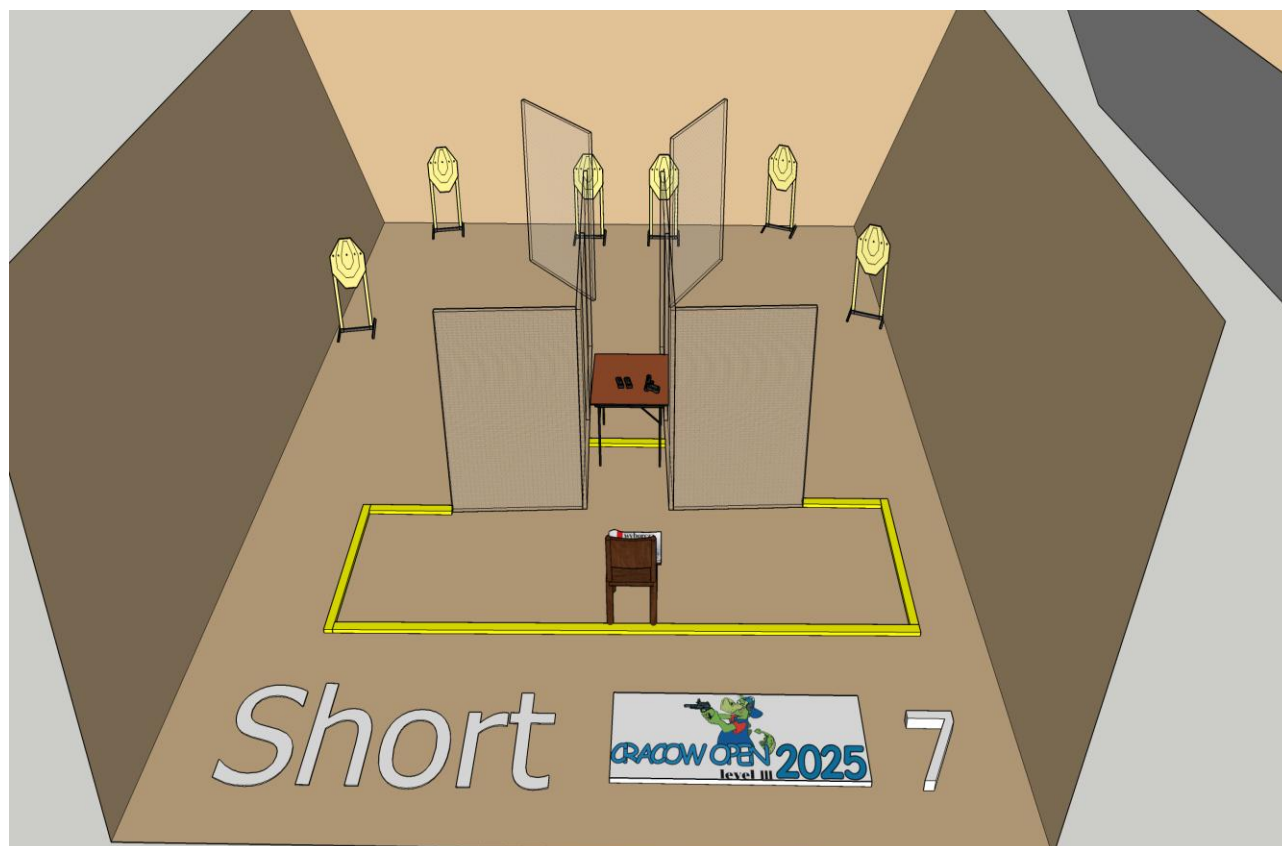


Targets	IPSC Targets	6
Number of rounds to be scored	12	
Handgun Ready Condition		
Start Position	Standing within the designated area as demonstrated	
Time Starts	Audible signal	
Procedure	At the start signal, engage targets. Stage has Cooper's tunnels.	
Briefing	Safety angles – 90° left, 90° right, and top of the backstop. We will start scoring while you're still shooting. You can send your delegate with us to verify your scores.	



# Cracow Open 2025

## Stage 7



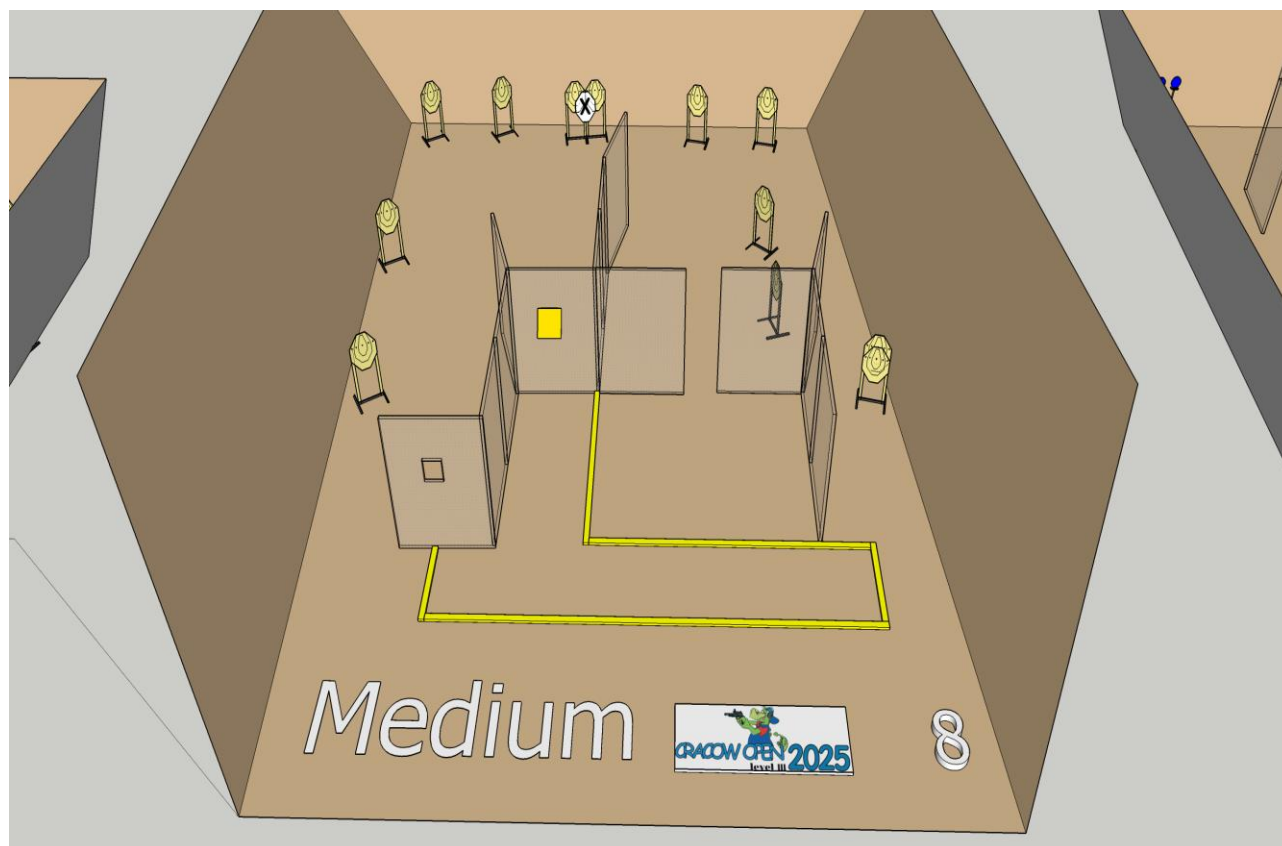
Targets	IPSC Targets	6
Number of rounds to be scored	12	
Handgun Ready Condition	Handgun is on the table on the marker, muzzle is pointed downrange. Handgun with empty chamber and empty magwell. All needed magazines are on the table	
Start Position	Sitting on the chair, facing downrange, hold the newspaper with both hands, as demonstrated	
Time Starts	Audible signal	
Procedure	At the start signal engage targets from within the designated area using strong hand only. The competitor must carry the newspaper "Gazeta Krakowska" at all times during the COF	
Briefing	Safety angles – 90° left, 90° right, and top of the backstop. We will start scoring while you're still shooting. You can send your delegate with us to verify your scores.	





## Cracow Open 2025

### Stage 8

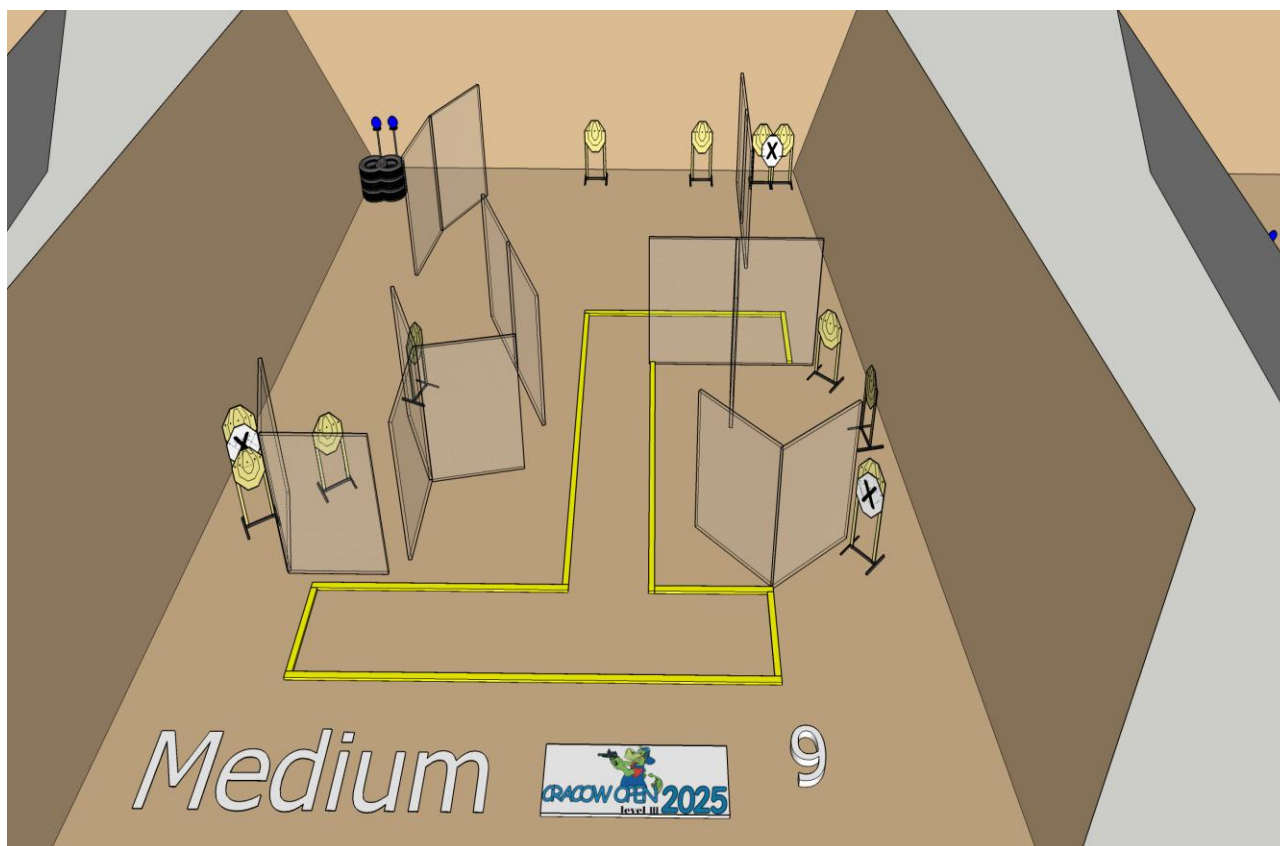


Targets	IPSC Targets	12
	No Shoots	1
Number of rounds to be scored	24	
Handgun Ready Condition		
Start Position	Standing within the designated area as demonstrated	
Time Starts	Audible signal	
Procedure	At the start signal, engage targets	
Briefing	Safety angles – 90° left, 90° right, and top of the backstop. We will start scoring while you're still shooting. You can send your delegate with us to verify your scores.	



# Cracow Open 2025

## Stage 9



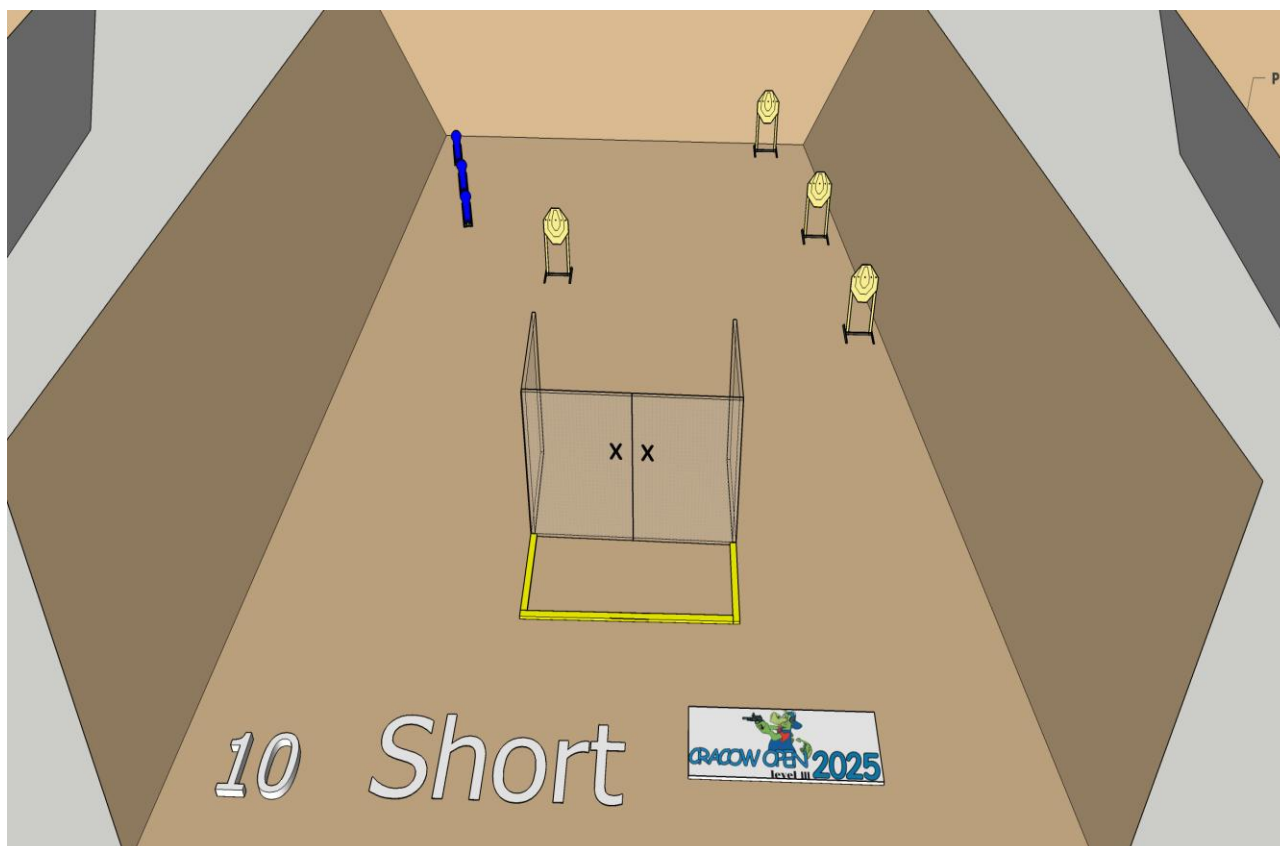
Targets	IPSC Targets	11
	IPSC Metal Plates	2
Number of rounds to be scored	24	
Handgun Ready Condition		
Start Position	Standing within the designated area as demonstrated	
Time Starts	Audible signal	
Procedure	At the start signal, engage targets	
Briefing	Safety angles – 90° left, 90° right, and top of the backstop. We will start scoring while you're still shooting. You can send your delegate with us to verify your scores.	





# Cracow Open 2025

## Stage 10

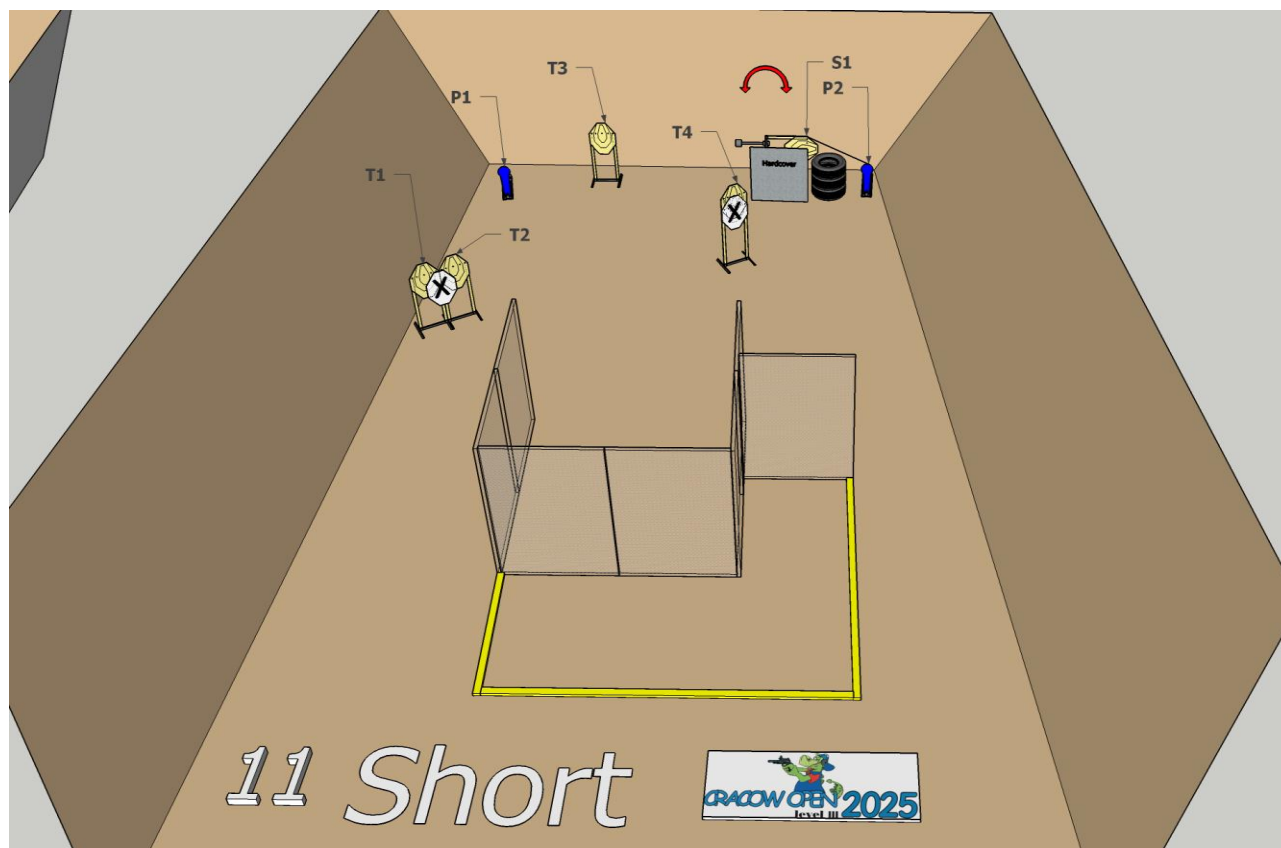


Targets	IPSC Targets	4
	IPSC Mini Poppers	3
Number of rounds to be scored	11	
Handgun Ready Condition	Handgun holstered, chamber and magwell empty	
Start Position	Standing within the designated area with both hands touching markers as demonstrated	
Time Starts	Audible signal	
Procedure	At the start signal, engage targets	
Briefing	Safety angles – 90° left, 90° right, and top of the backstop. We will start scoring while you're still shooting. You can send your delegate with us to verify your scores.	



# Cracow Open 2025

## Stage 11



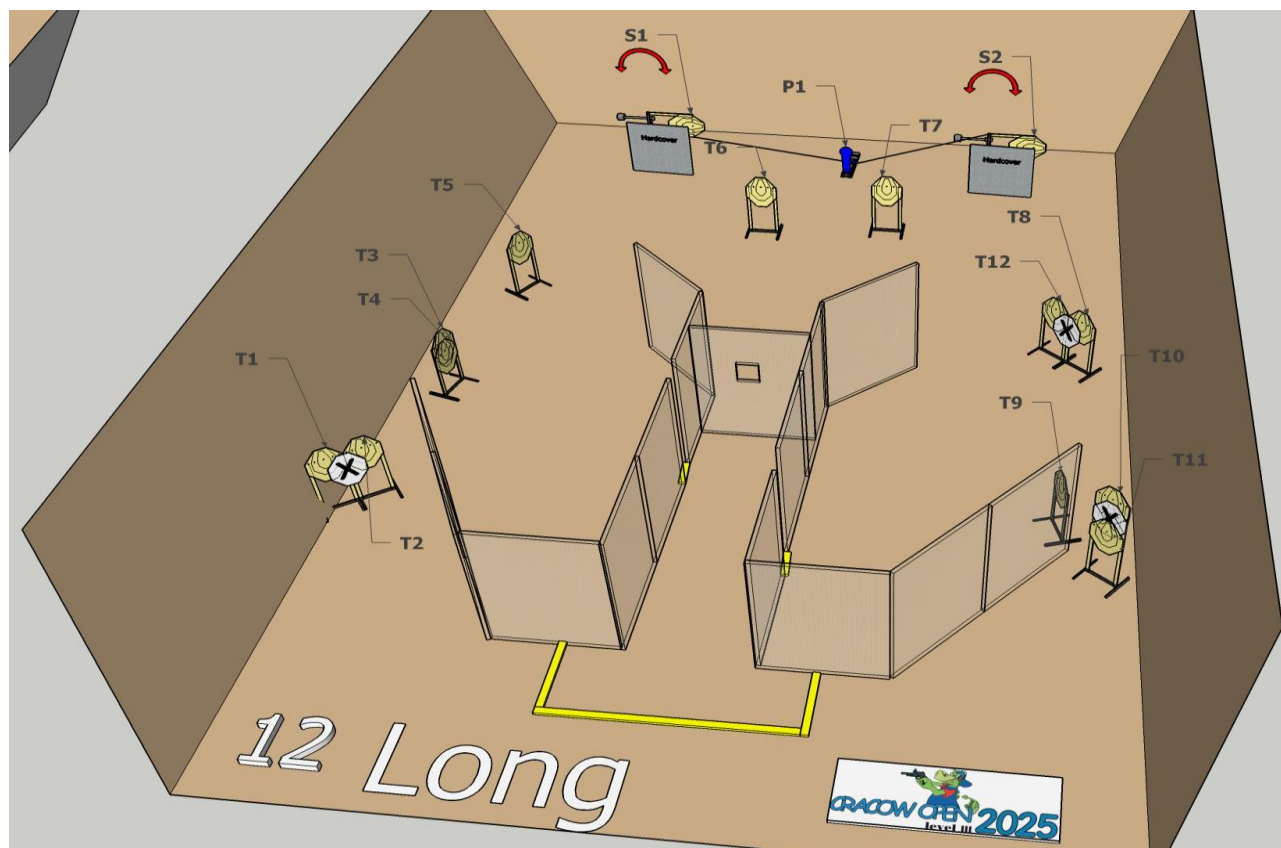
Targets	IPSC Targets	5
	IPSC Mini Poppers	2
	No Shoots	2
Number of rounds to be scored	12	
Handgun Ready Condition		
Start Position	Standing within the designated area as demonstrated	
Time Starts	Audible signal	
Procedure	At the start signal, engage targets. Mini Poppers P2 activates moving target S1. Target S1 remains visible at rest	
Briefing	Safety angles – 90° left, 90° right, and top of the backstop. We will start scoring while you're still shooting. You can send your delegate with us to verify your scores.	





# Cracow Open 2025

## Stage 12



Targets	IPSC Targets	14
	IPSC Mini Poppers	1
	No Shoots	3
Number of rounds to be scored	29	
Handgun Ready Condition		
Start Position	Standing within the designated area as demonstrated	
Time Starts	Audible signal	
Procedure	At the start signal, engage targets. Mini Popper MP1 activates moving targets S1 and S2. Targets S1 and S2 remain visible at rest	
Briefing	Safety angles – 90° left, 90° right, and top of the backstop. We will start scoring while you're still shooting. You can send your delegate with us to verify your scores.	