



CM 09-10

Life's Little Problems

RULES: USPSA Rule Book, Current Edition

COURSE DESIGNER: US Nationals Design Team

START POSITION: Standing in shooting area, heels against the marks, hands relaxed at sides. Handgun is loaded and holstered as per ready condition in rule 8.1.1 and 8.1.2.

STAGE PROCEDURE

On signal, draw and engage targets while remaining in the shooting area.

SCORING

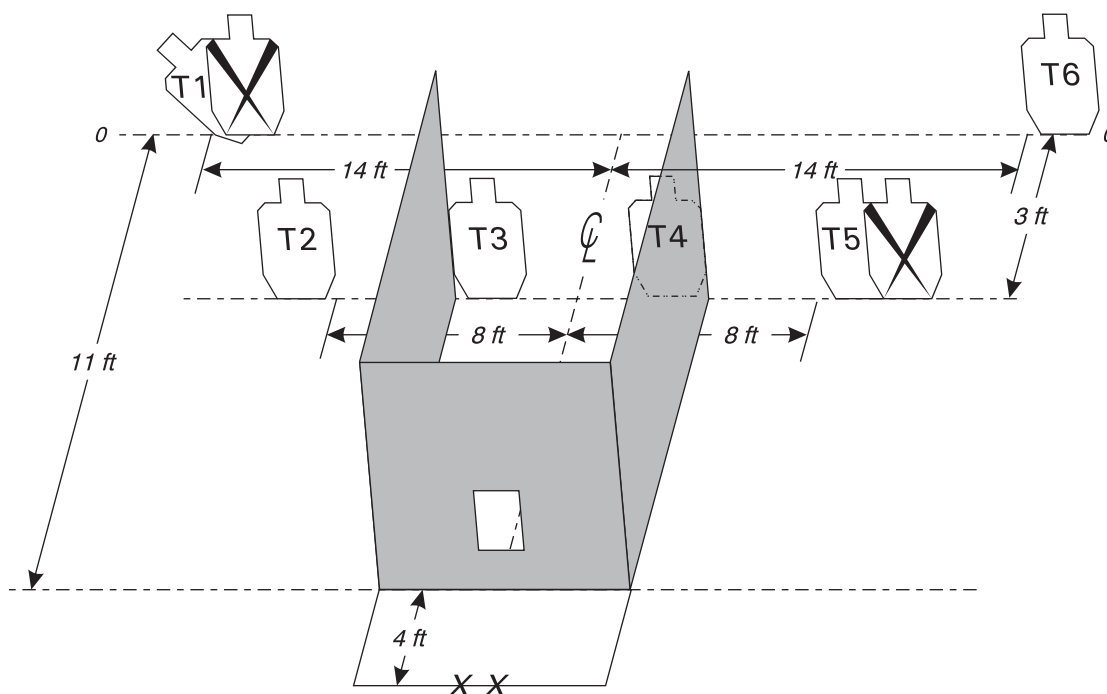
SCORING: Comstock, 12 rounds, 60 points

TARGETS: 6 IPSC

SCORED HITS: Best 2/paper

START - STOP: Audible - Last shot

PENALTIES: Per current edition of USPSA Rule Book.



SETUP NOTES: The port on the wall is 18 inches wide, 21 inches tall, and is 14 inches above the ground centered in an 8-foot-wide wall section. T3 and T4 are 32 inches high at the shoulders. The remaining targets



are 5 feet high at shoulders. The side walls of the barricade are 8 feet by 8 feet. The distance to T1 is to the far edge of the no-shoot where T1 is visible.



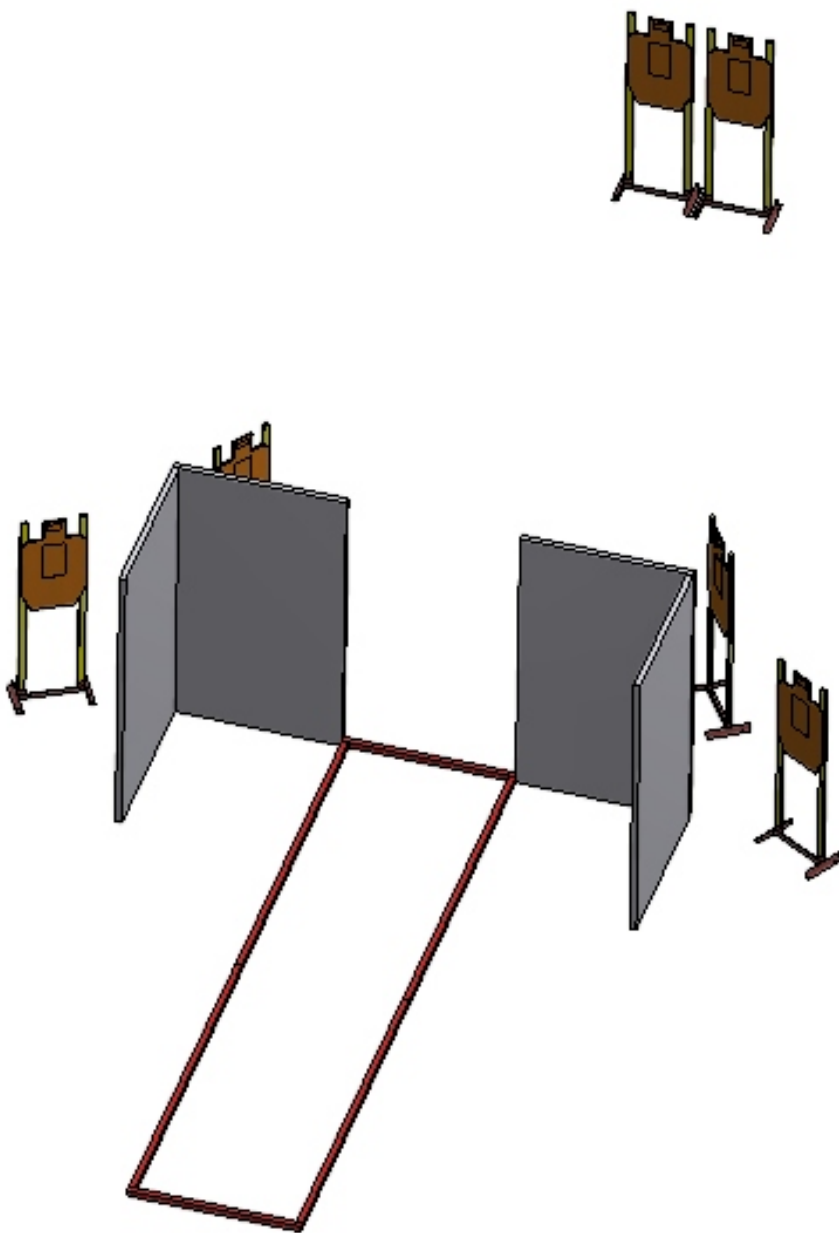
CM 18-09 I Miss That Kind of Clarity

RULES: USPSA Handgun Competition Rules, current edition. Course Designer: Nationals Design Team

STAGE PROCEDURE

Strings 1 and 2: On the audible start signal, engage any 3 targets with only 2 rounds each, perform a mandatory reload, and engage remaining 3 targets with only 2 rounds each from within the shooting area.

Scoring: Virginia, 24 rounds, 120 points
Targets: 6 USPSA Targets
Scored Hits: Best 4/paper
Start - Stop: Audible - Last Shot
Penalties: Per current edition of USPSA Handgun Competition Rules.



SETUP NOTES: Set targets 5 feet to top.

MATERIALS LIST: (4) 4 ft x 6 ft or more walls, (4) 2 x 2 x 8 ft fault lines
(2) 2 x 2 x 4 ft fault lines, (6) Target Stands
(12) 1 x 2 x 5 ft Target Sticks, (6) USPSA Targets



CM 20-01

Wish You Were Here

Scoring: Comstock course of fire

Targets: 5 USPSA cardboard targets 2 fullsize USPSA Poppers

Rounds: 12

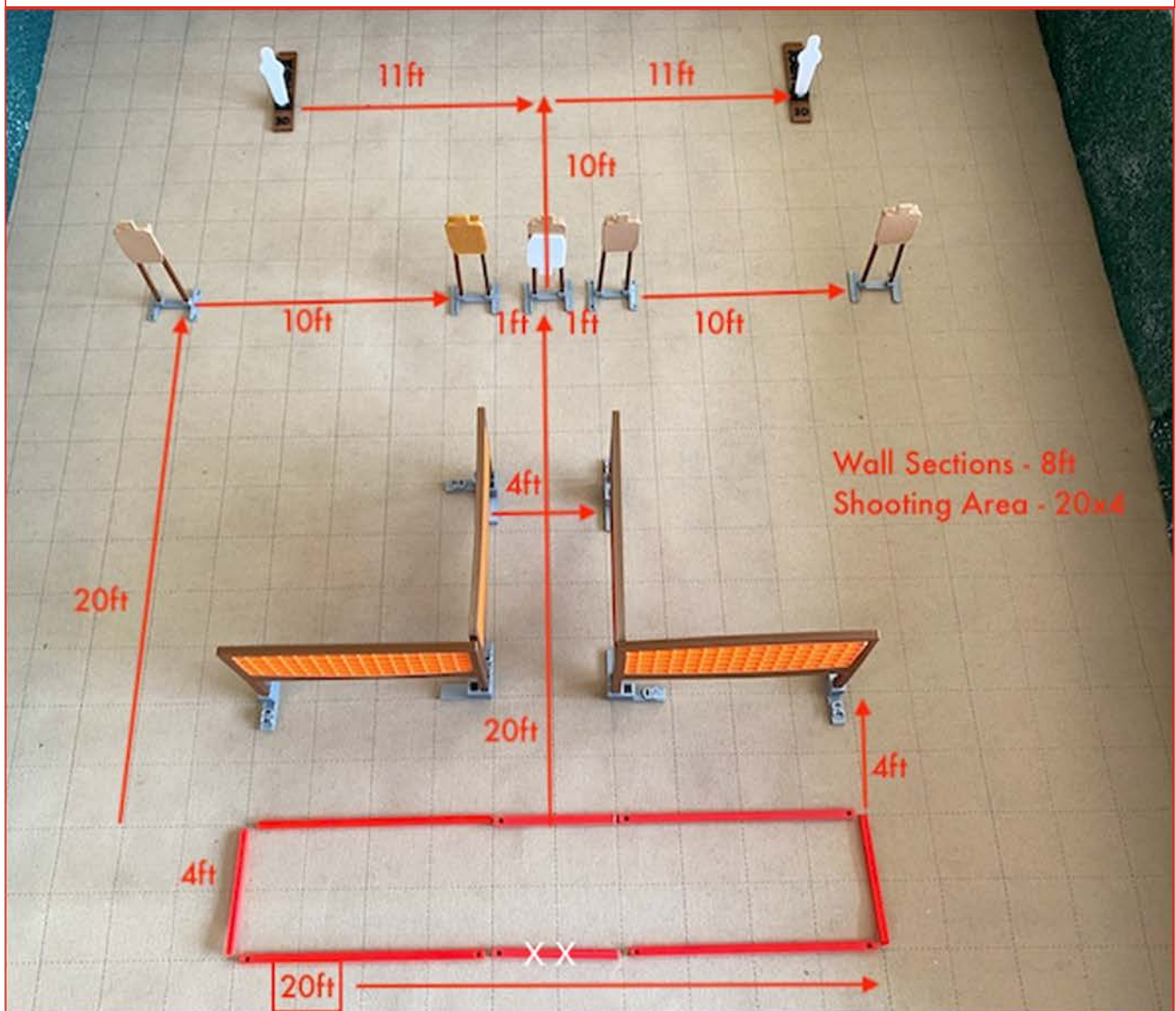
Condition: Loaded and holstered

Start Position: Feet touching marks, wrists below belt.

PCC stock on belt generally downrange

The start is audible

Procedure: Engage targets from within the shooting area.



SETUP NOTES

Targets are 5' to top of target.

No Shoot inverted at 5 inches below A zone perf.



CM 20-02

Deja Vu

Scoring: Comstock course of fire

Targets: 6 USPSA cardboard targets

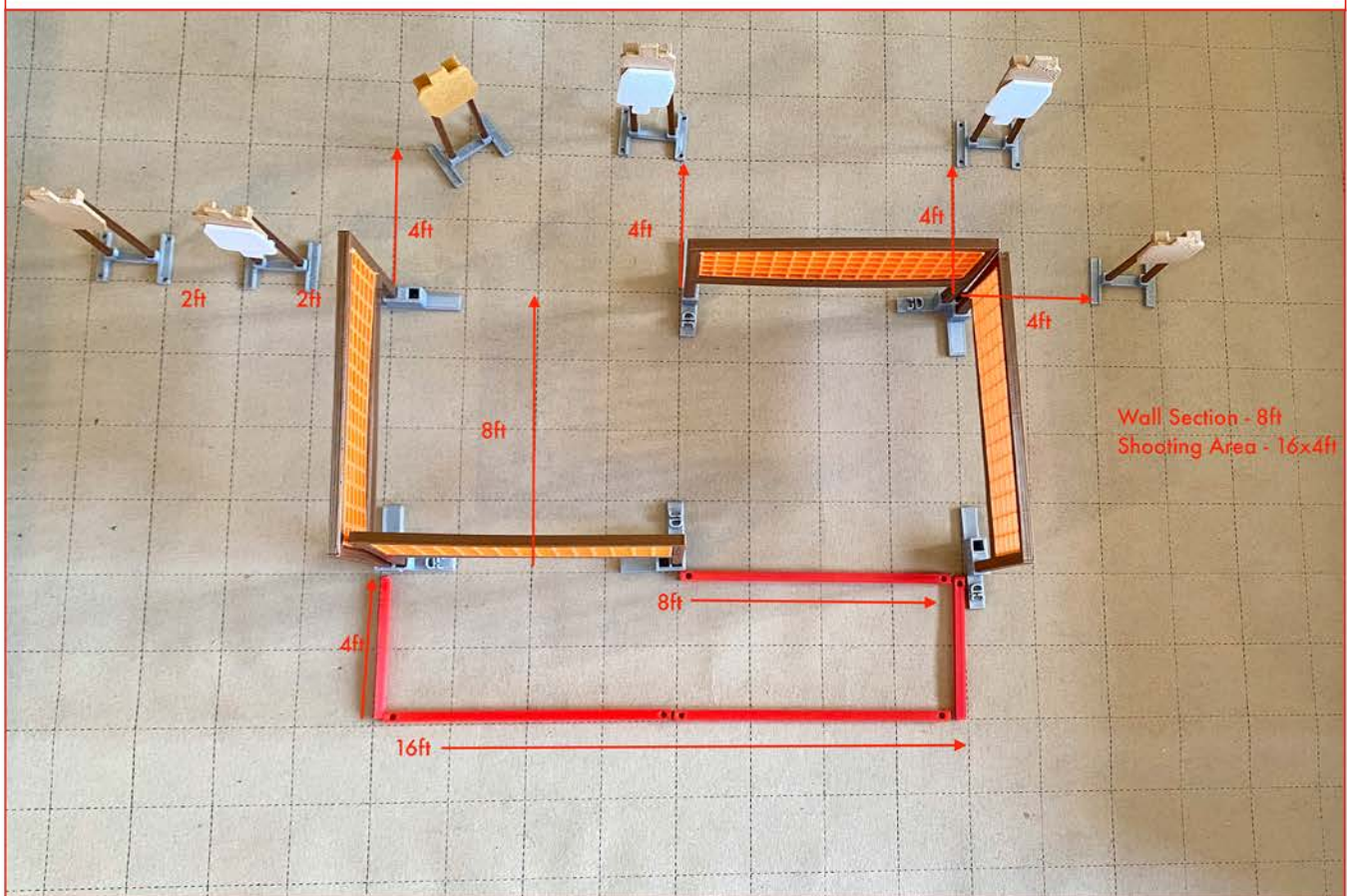
Rounds: 12

Condition: Loaded and holstered

Start Position: Standing anywhere in shooting area, wrists below belt. PCC stock on belt generally downrange

The start is audible

Procedure: Engage targets from within the shooting area.



SETUP NOTES

Targets are 5' to top of target.

No Shoot inverted at 5 inches below A zone perf.



CM 21-01

8 x 3 Trigger Freeze

Scoring: Comstock course of fire

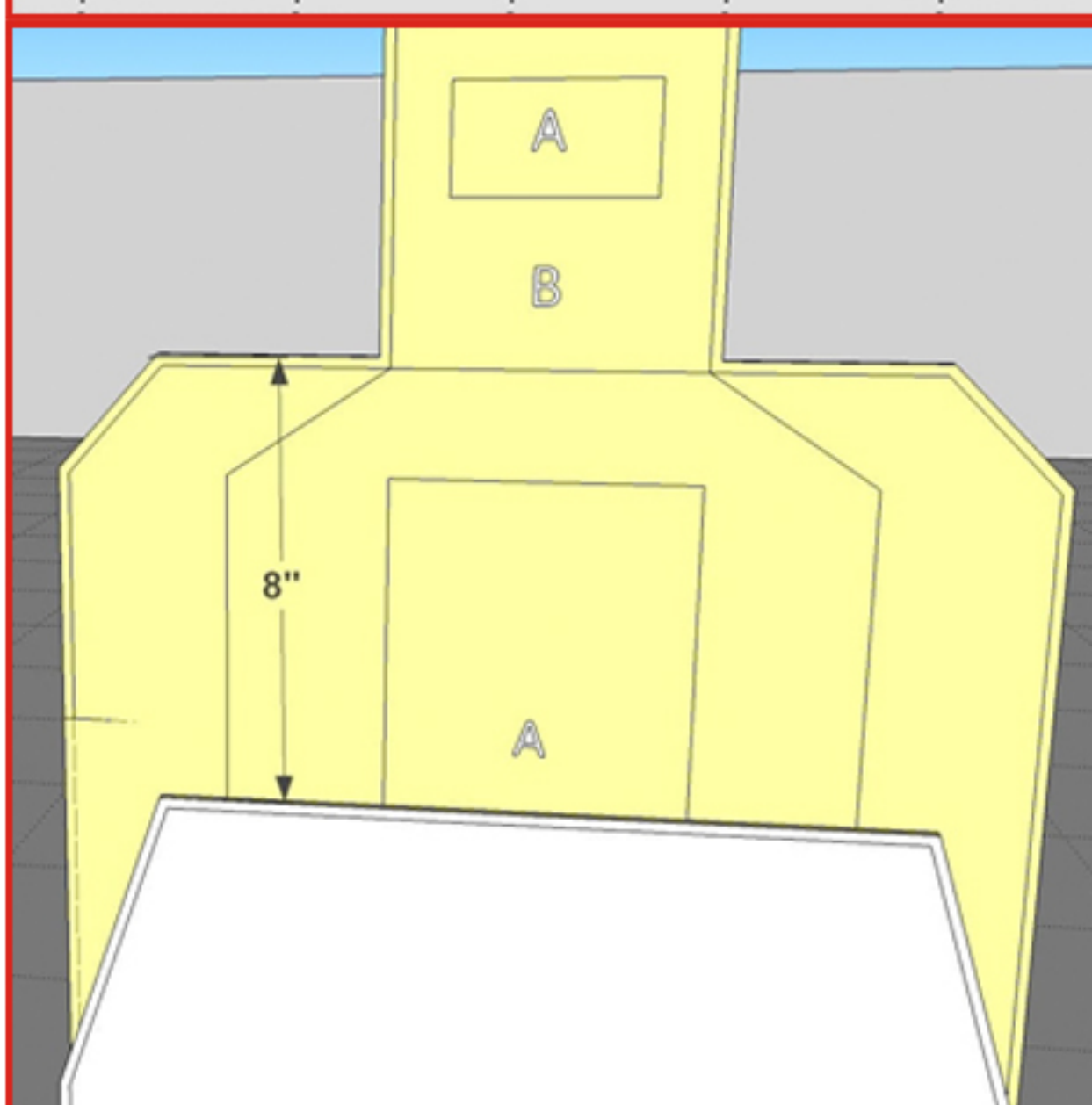
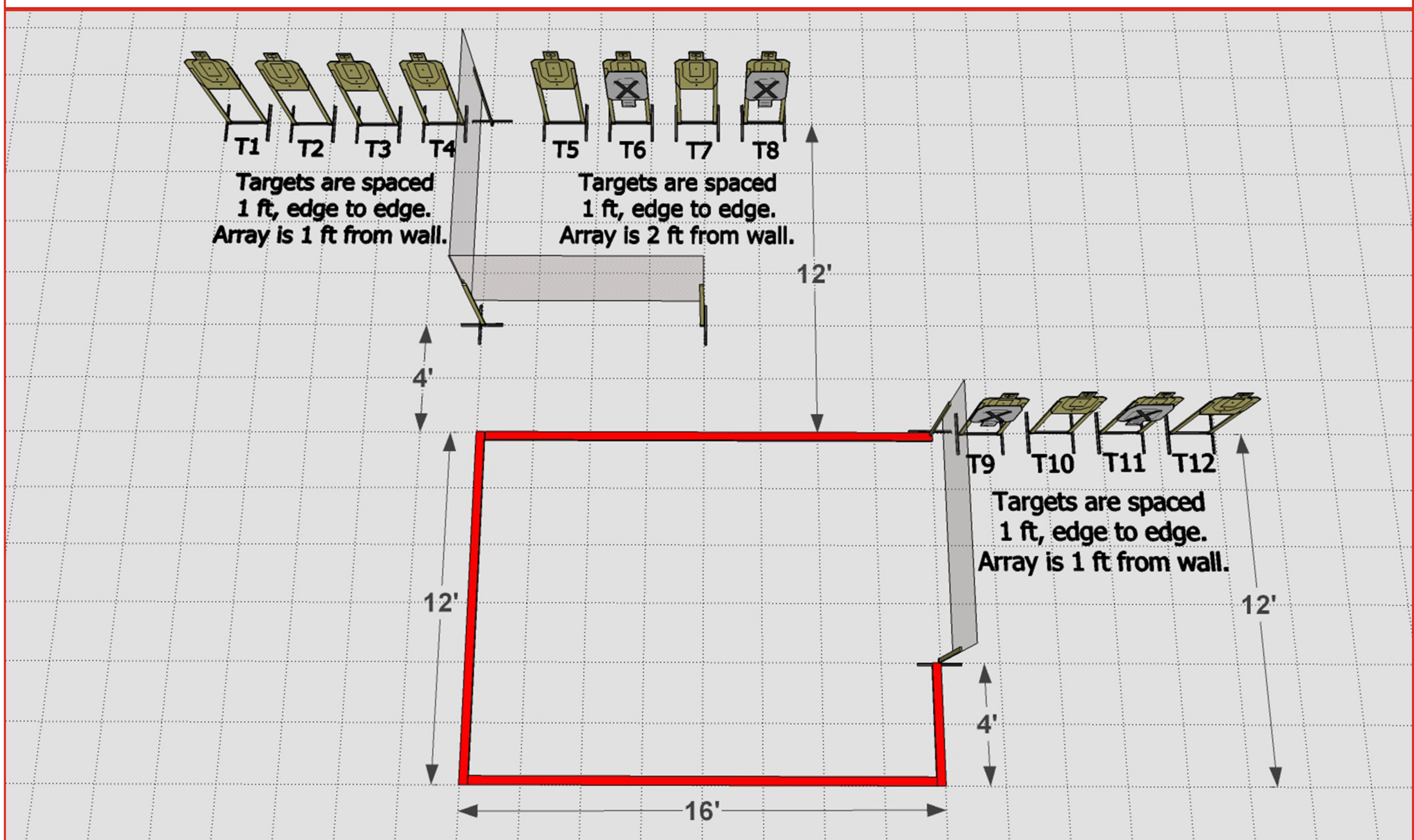
Targets: 12 USPSA cardboard targets

Rounds: 24

Condition: Loaded and holstered

Start Position: Anywhere in shooting area. Handgun loaded and holstered, wrists below belt. PCC loaded with safety on, stock on belt, muzzle generally downrange.

Procedure: Upon audible start signal, engage targets from within the shooting area.



SETUP NOTES

All targets are set top of head at 5 feet and spaced 1 foot edge to edge. The edge of the left and right arrays is one foot from the edge of the wall. Center array is spaced 2 feet from wall. No Shoot inverted at 8 inches below shoulder. All walls are 8 feet long.



CM 99-19

Payne's Pain

RULES: USPSA Handgun Competition Rules, current edition **COURSE DESIGNER:** Brazos Valley Practical Shooters

START POSITION: Standing in Box A, palms of both hands flat against the respective sides of the barricade.
Handgun is loaded and holstered as per ready condition in rule 8.1.1 and 8.1.2.

STAGE PROCEDURE

Upon start signal, from Box A engage T1-T4 with only one round per target around either side of the barricade. Then make a mandatory reload and from Box A engage T1-T4 with only one round per target through Port B, then make a mandatory reload and from Box A, engage T1-T4 with only one round per target from the remaining side of the barricade.

SCORING

SCORING: Virginia Count, 12 rounds, 60 points

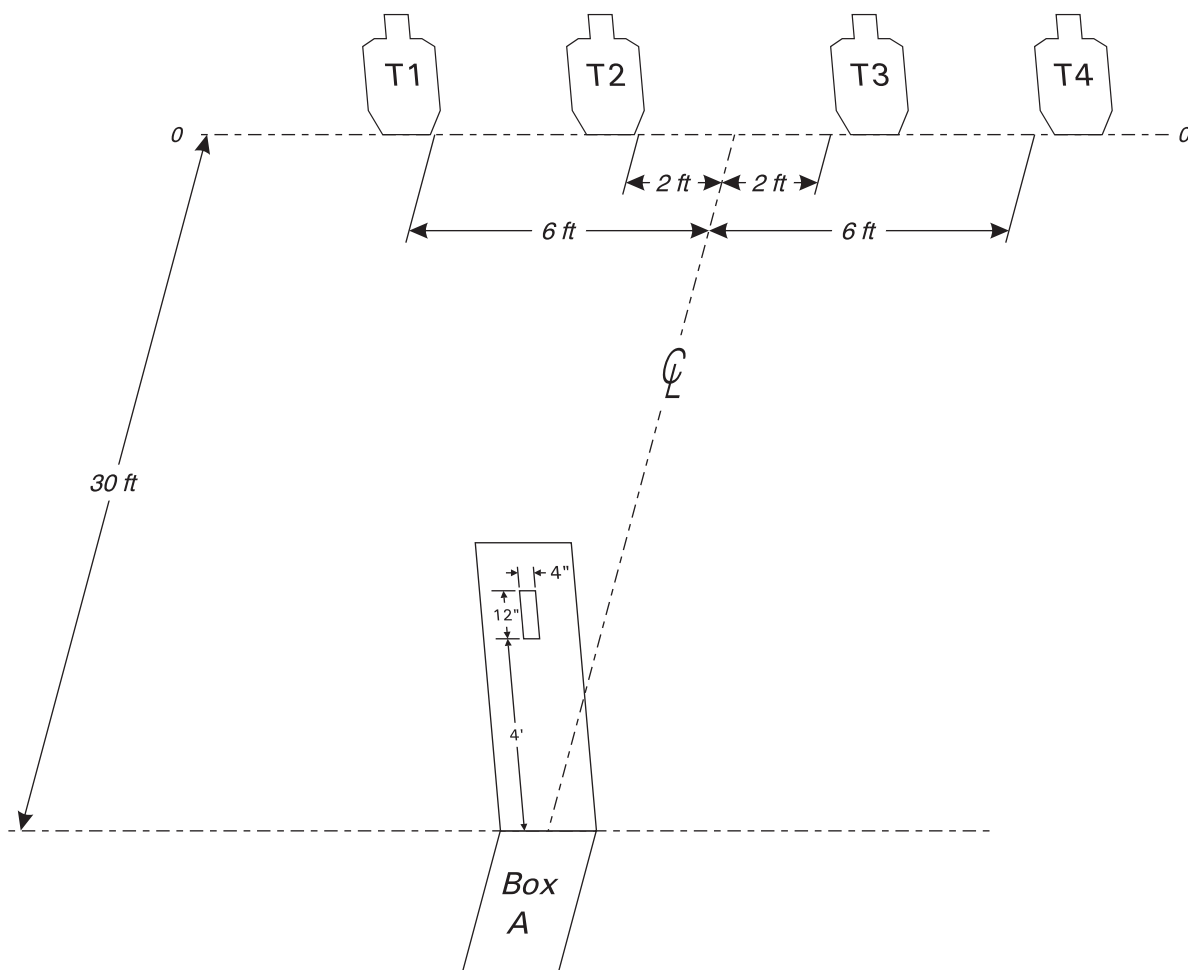
TARGETS: 4 Metric

SCORED HITS: Best 3/paper

START - STOP: Audible - Last shot

PENALTIES: Per current edition USPSA Handgun Competition Rules

Failure to perform mandatory reload will result in one procedural penalty per shot fired.



SETUP NOTES: Set paper targets to 5 feet high at shoulders. Barricade is 2 feet wide by 6 feet high. Box is 2 feet wide by 3 feet long. Port B is 4 inches wide and 12 inches high. Bottom of port is 4 feet above ground.

