

OFFICIAL MATCHBOOK



OCTOBER 19-22, 2023



WELCOME



2023 PRIMARY ARMS Space City Challenge

Wallis Orchard Practical Shooters Club is proud and honored to bring back Space City Challenge to the Houston Area. It has been 6 long years since the last Space City Challenge match, and we are excited to have it once again in our area.


For this match the WOPS Team has come together and put in countless hours to design and prepare for this event. We have a total of 13 stages with a round count of 325. There are multiple vendors that are graciously supporting our match and we are excited to be able to offer their products on our prize table as well as products used for the match. Please help us express our gratitude by supporting these sponsors as they continue to support the shooters.

This year the Volunteer Team has truly stepped up. The Range Staff, Range Workers, Medical and WOPS members have all taken their own time to make sure this match is a great experience for all. Words cannot express the amount of gratitude we have for each and every person that has helped so far and continues to help throughout the match.

The CORE WOPS Team would like to wish everyone good luck in their match, and we are all looking forward to seeing each and every one of you at the range.

Andy Whitley
Match Director

Danny Garza
Range Master





TITLE SPONSOR



MATCH SPONSORS





SPONSORS



STAGE SPONSORS

HUNTERS **HD** GOLD

PYROCAST Bullets

Targets USA

Make Ready Range Wear

Johnny's Sport Shop

Ghost Holster USA

Xtreme Guns & Ammo

Dillon Precision

ORR Tactical

PISTOL SPONSORS

RangeStore.net

Maverick Fence of Katy

Hometown Metalworks

2 Alpha Apparel

Match Jersey

ZeroSports

Match Hotel

Springhill Suites by Marriott
Houston Rosenberg



SPACE CITY VULCAN CHALLENGE



Welcome to the Primary Arms Space City VULCAN Challenge, a side match challenge for our USPSA event. For this challenge, you will be taking a 100-yard shot using a ACSS® Vulcan® Reflex sight and hitting the target as quickly as possible.

The fastest time wins the Space City Vulcan Challenge WWE Belt!

SCORING: The fastest time shot to hit the steel target counts.

TARGET: USPSA Steel Target.

START POSITION: The handgun is loaded on the table with the trigger guard centered on mark, and the barrel facing down range.

STAGE PROCEDURE: At the buzzer, 1 shot only.

The fastest time shot that hits the target will count. You will have 3 total attempts.

There is no limit to the number of entries.
The entry fee per challenge is \$10, CASH ONLY.

PRIMARYARMS.COM



SCHEDULE



Thursday October 19

- Staff Meeting 7:00am
- Staff Match and Range opens at 7:45am
- Registration opens to competitors 2:00pm - 5:00pm
- Range closes at 6:30pm

Friday October 20

- Range opens at 6:30am
- Registration is open from 6:30am - 11:00am
- Competition Friday Squads 7:45am - 5:30pm
- Lunch 12:15pm - 1:00pm
- Registration is open from 4:00pm - 6:00pm
- Range closes at 6:30pm
- Staff Dinner
- **Competitors are expected to be on the bay they start on and ready to go 10 minutes before their start time.**

Saturday October 21

- Range opens at 6:30am
- Registration is open from 6:30am - 7:30am (All day/AM competitors)
- Competition All day and AM Squads 7:45am - 5:30pm
- Registration is open from 11:00am - 1:00pm (Saturday pm competitors)
- Lunch 12:15pm - 1:00pm
- Competition Saturday pm Squads 1:00pm - 5:30pm
- Range closes at 6:30pm
- **Competitors are expected to be on the bay they start on and ready to go 10 minutes before their start time.**

Sunday October 22

- Range opens at 6:30am
- Competition All Squads 7:45am - 12:15pm
- Arbitration and Random Draw Prizes (**must be present to win**) start after all shooting is complete
- Awards/ Trophies will be given as earned following Arbitration
- Range closes at 4:00pm
- **Competitors are expected to be on the bay they start on and ready to go 10 minutes before their start time.**



MATCH BRIEFING



COLD RANGE: WALLIS ORCHARD GUN RANGE IS A COLD RANGE. FIREARMS WILL NOT BE HANDLED ANYWHERE ON THE RANGE EXCEPT IN DESIGNATED SAFETY AREAS OR UNDER THE DIRECT SUPERVISION OF MATCH STAFF. HANDLING FIREARMS IN PARKING AREAS IS UNSAFE GUN HANDLING AND WILL RESULT IN A **DISQUALIFICATION**.

SAFETY AREAS: The range is equipped with a number of safety areas to bag and holster guns, for dry fire practice and gun repair, etc.

PARKING AREAS: Competitor parking area is designated on the map.

RULES: The match rules are found in the current edition of the USPSA Competition Rules.

OBEY YOUR RO'S: Range officers are here to assist you in completing a safe shooting contest. Please comply with their request. Please bring any issues to the attention of the Range Master.

SET STEEL AND TAPE TARGETS: Competitors are expected to stay together as a squad to tape, set steel, and help maintain efficiency of each stage.

LOST BRASS: All brass will be donated to the staff.

ALCOHOL: Alcohol and recreational drugs may not be consumed while the match is in progress. Competitors violating this policy will be disqualified and asked to leave.

DRESS CODE: The match director will be the final arbiter of dubious taste.

SCHEDULING: No competitor will compete for score at any time other than the scheduled dates.



MATCH BRIEFING



INSPECTION: Stages will be available for inspection as per the posted schedule. Do NOT activate or manipulate any stage props or targets during the inspection periods.

RANGE OPENING: The range is closed to all competitors prior to the scheduled start time of the staff match Oct. 19th at 7:45am. The range will open Fri.- Sun. at 6:30am and closes each day at 6:30pm. Competitors are not allowed to inspect the stages until the range has been opened.

HAZARD AREAS: Hazard/off-limits areas will be marked with orange cones or caution tape. For safety reasons, competitors and spectators are prohibited from going past these marked areas.

EYE AND HEARING PROTECTION: Everyone must wear eye and hearing protection during the course of fire. Eye protection is required to be worn by everyone while on the range.

CHRONOGRAPH: Competitors will report to the chronograph at the scheduled time for their squads (see matrix). If you fail to report to the chronograph for the scheduled test or after a random sampling, your scores will be removed from the match (App. C2,42).

-At the chronograph station, do not handle your gun until instructed by the RO.
-Certified Match Ammunition (App C3) must be declared at registration, the **Certified Ammunition Declaration** completed and turned in with your eight sample rounds. Competitors declaring Certified Match Ammunition will still follow the Chronograph procedures (App. C2).

SCORING: The match will use paperless scoring. You will be receiving your scores per stage via email. Scores are also available through the Practiscore competitor app and on the Practiscore results page.



RANGE FACILITIES



RESTROOMS: Portable toilets and wash stations are located conveniently around the range.

FOOD SERVICE: Breakfast and Lunch will be available for purchase. Water will be provided on the bays.

PERSONAL VEHICLES: Unless you have prior permission from the Match Director or Range Master, you may not take any Privately Owned Vehicle onto the range. If you have a physical disability please contact the MD/RM.

SPECTATORS: Everyone must wear eye and hearing protection while on the range. Closed toe shoes are required. Climbing on berms is not allowed. Children must be under the direct supervision of a parent.

FUNCTION FIRE: A function fire area will be available in the warmup bay from 6:30am - 6:30pm.

AWARDS/ PRIZE TABLE: All trophies and awards will be given out as earned at the awards presentation on Sunday. All prizes will be a random draw and **competitors must be present to win.**

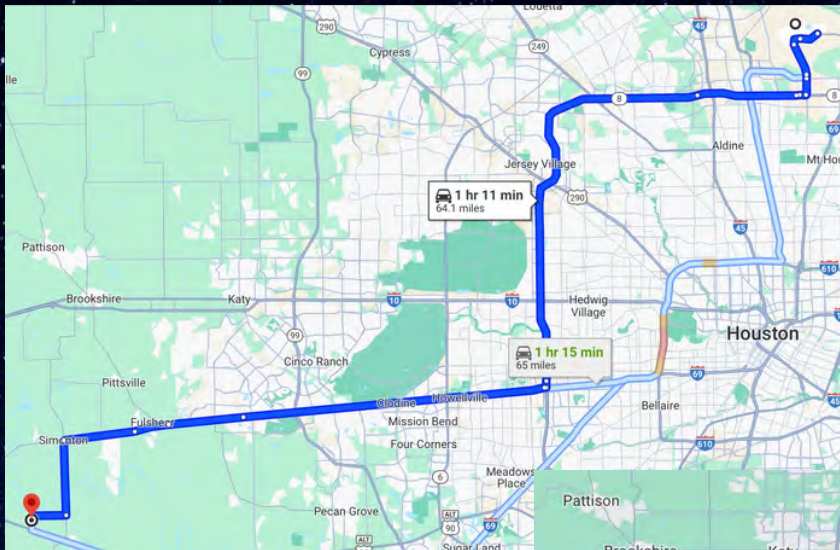




DIRECTIONS

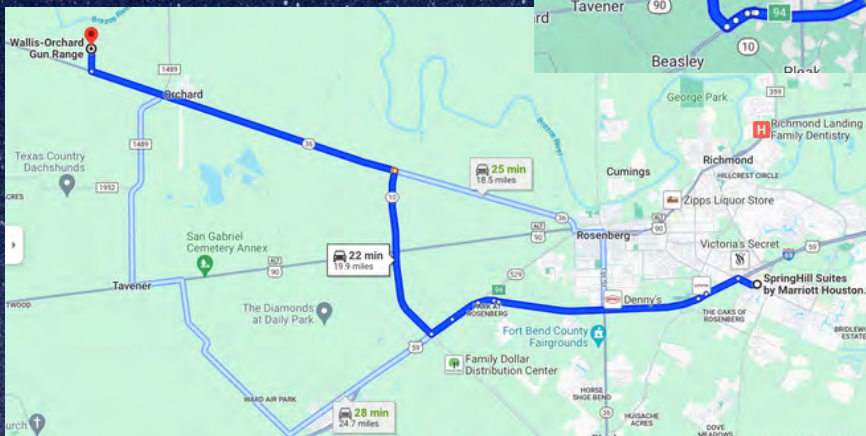
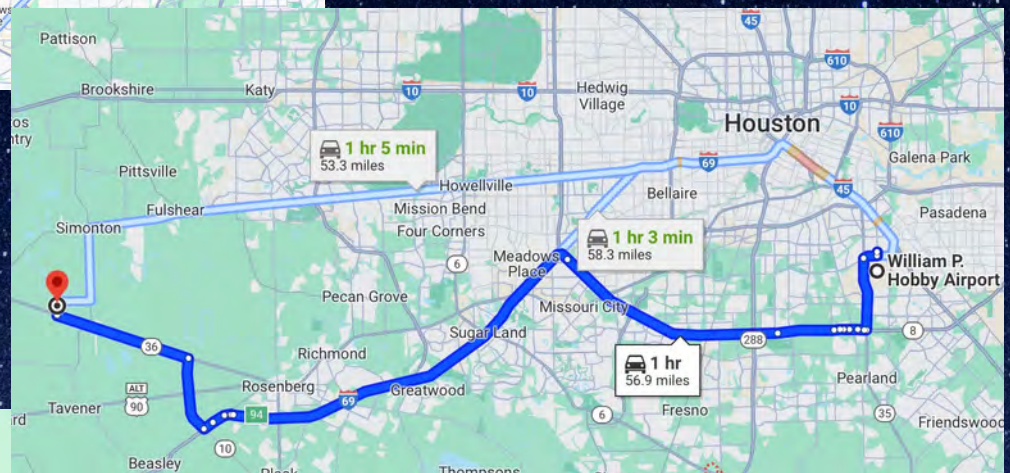


Wallis Orchard Gun Range
12206 Reinecker Rd
Wallis, TX 77485



George Bush
Intercontinental Airport

William P. Hobby
Airport



Springhill Suites Rosenberg
6815 Reading Rd
Rosenberg, TX 77471
832-595-2220



RANGE DIAGRAM



Staff/RO Two day

BRING THE ACTION

HYDRA



QUICK-RELEASE TRIGGER GUARD RETENTION SYSTEM

**WHEN DRAWING ON-TARGET
FAST, SMOOTH AND FLUID MOTION**

**ESPECIALLY SUITED FOR COMPETITION SHOOTERS
IPSC, USPSA, 3-GUN**

**2 DIFFERENT BELT ATTACHMENT OPTIONS
QUICK RELEASE (CLIP D) - STANDARD BELT CLIP**
(IN PH: STANDARD BELT ATTACH)

GHOST

GI
HOLSTER

**PICK THE PERFECT
HOLSTER**



HYDRA P+

ULTIMATE EVO



**WITH CLIP D
OR STANDARD
BELT ATTACHMENT**

**IN RED OR
BLACK VERSION**

30 YEARS OF INNOVATION

ONE EVO



AVAILABLE IN 3 DIFFERENT COLOURS

**GUARANTEES
FAST AND SAFE DRAWING**

**LOCKING MECHANISM WITH A POLYMER BLOCK
TO PROVIDE OPTIMAL SECURITY AND SPEED**

COMPLETELY ADJUSTABLE

UNIQUELY DESIGNED DRAWING SYSTEM



STAGE 1

Bay 1



SCE to AUX (Stage 1)

RULES: Practical Shooting Handbook, Latest Edition

COURSE DESIGNER: Justin Corona

START POSITION: Standing inside shooting area. Palms completely flat touching each X on wall.

PISTOL START: Loaded and Holstered.

PCC START: Loaded. Both hands holding gun. Buttstock on belt. Muzzle touching either X's.

MAGAZINES: All other magazines on belt.

STAGE PROCEDURE

On signal engage targets as they become visible from within fault line

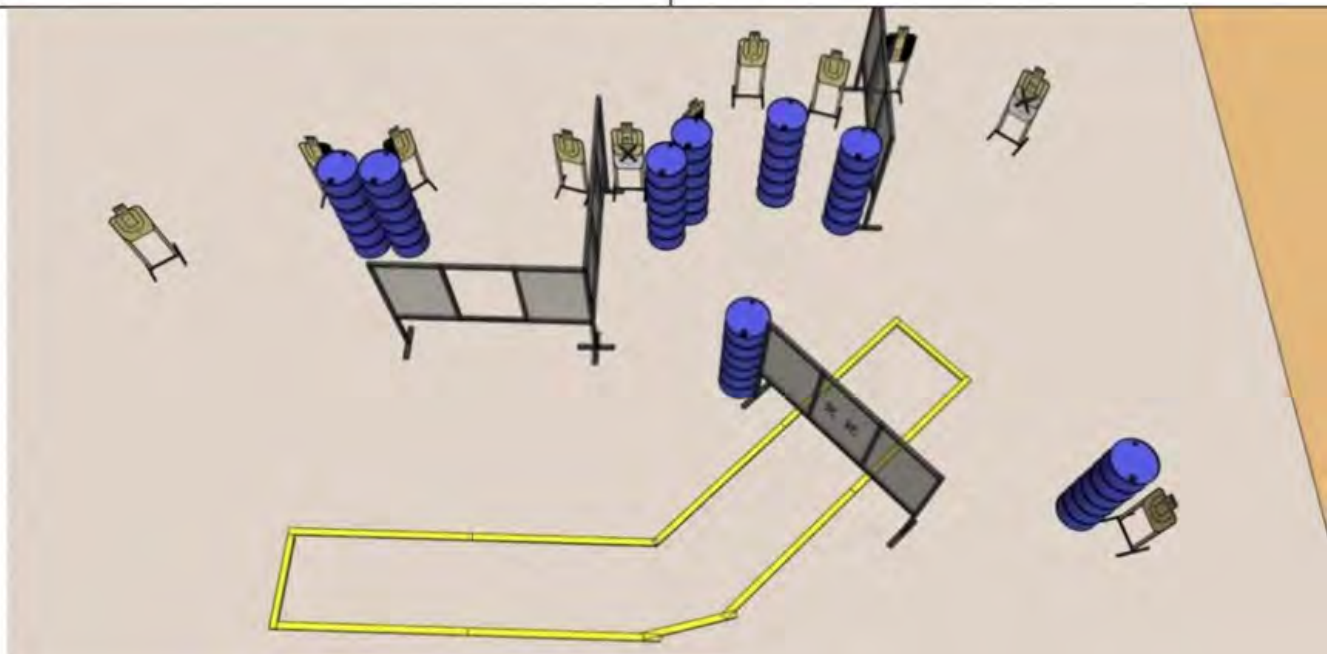
SCORING

SCORING: Comstock, 22 rounds, 110 points

TARGETS: 11 paper

SCORED HITS: Best 2 per paper

START-STOP: Audible - Last shot



GHOST





SLEDGE HEAVY



MATTE POLISHED DLC

SLEDGE LITE



MATTE POLISHED DLC



BLUE

STIX

OCEAN

GRIPPY
HIPPI



DAN WESSON DWX
PATRIOT DEFENSE
CZ 75 /
SHADOW 2
GRIPS



PHOTO CREDIT
MATT POSVAR



PALM
SWELL HIGH



PALM
SWELL LOW

TANFOGLIO



STAGE 2

Bay 2



Silver Snoopy (Stage 2)

RULES: Practical Shooting Handbook, Latest Edition **COURSE DESIGNER:** Justin Corona

START POSITION: Standing inside shooting area. Toes touching start mark. Wrist below belt.

PISTOL START: Loaded and Holstered.

PCC START: Loaded. Both hands holding gun. Buttstock on belt.

MAGAZINES: All other magazines on belt.

STAGE PROCEDURE

On signal engage targets as they become visible from within fault line

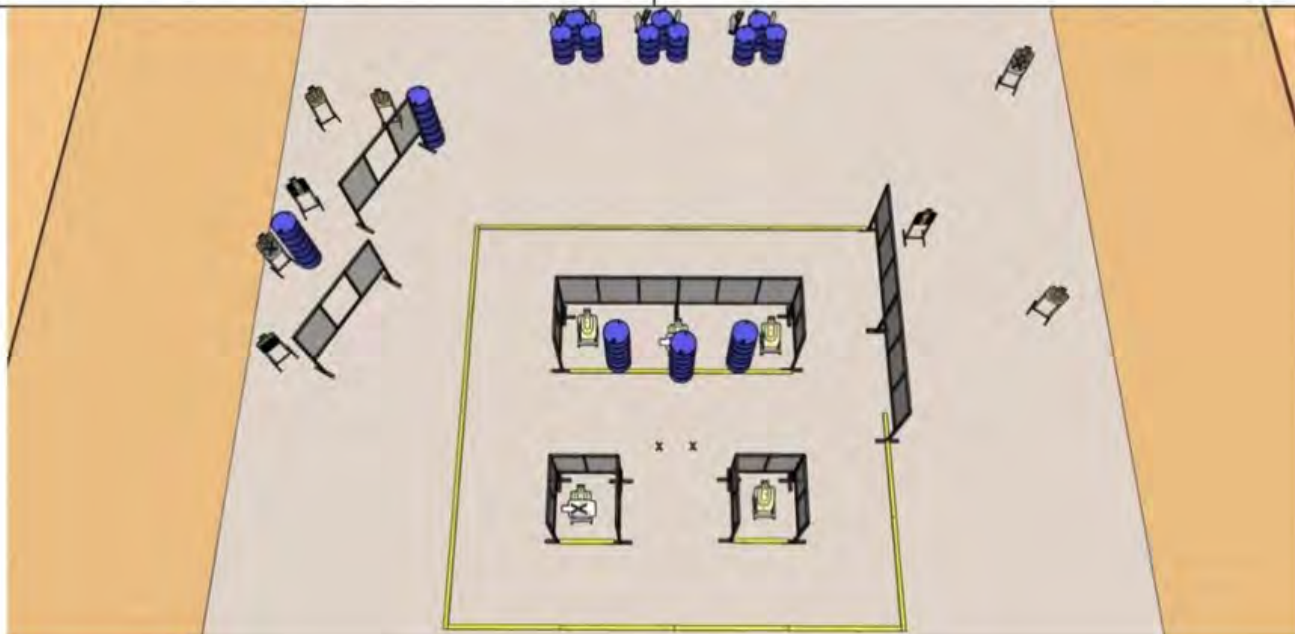
SCORING

SCORING: Comstock, 32 rounds, 160 points

TARGETS: 13 paper, 6 steel

SCORED HITS: Best 2 per paper, steel must fall to score

START-STOP: Audible - Last shot







STAGE 3

Bay 3



Houston We Have A Problem (Stage 3)

RULES: Practical Shooting Handbook, Latest Edition **COURSE DESIGNER:** Justin Corona

START POSITION: Standing inside the shooting area with toes on mark. Wrist below belt.

PISTOL START: Unloaded and lying flat on the barrel, trigger over X. Slide forward.

PCC START: Unloaded and lying flat on the barrel, trigger over X. Bolt forward.

MAGAZINES: Initial magazine can be on barrel or on belt. Magazine and gun may not touch each other. All other magazines on belt.

STAGE PROCEDURE

On signal engage targets as they become visible from within fault line

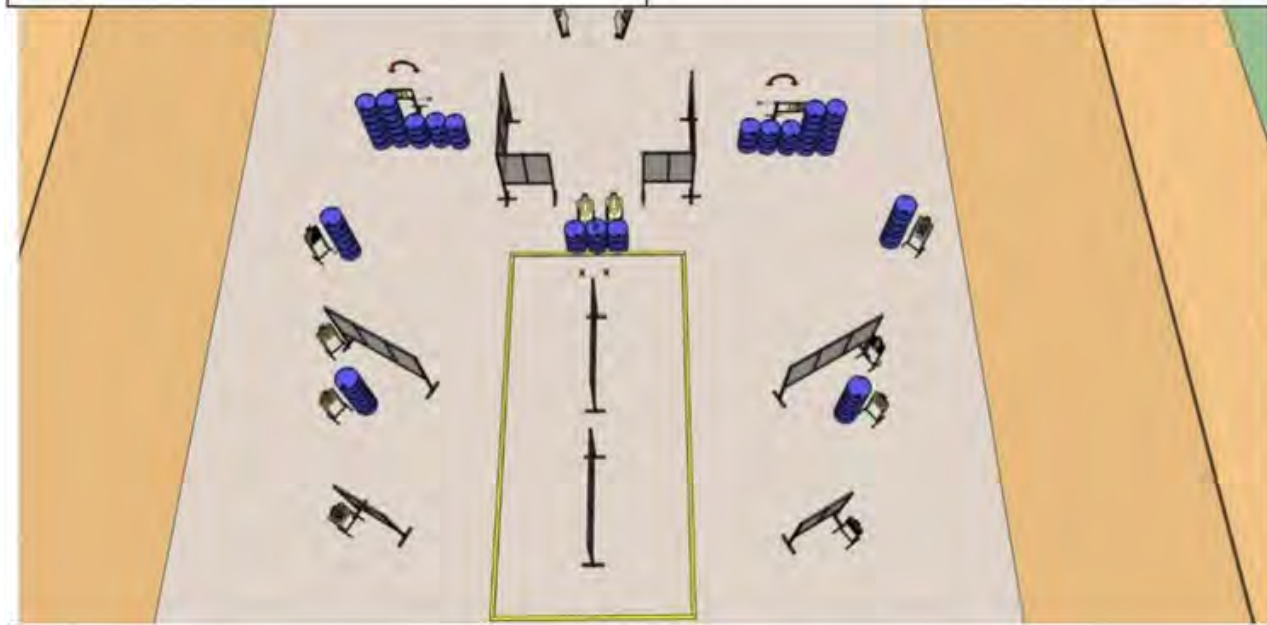
SCORING

SCORING: Comstock, 26 rounds, 130 points

TARGETS: 12 paper, 2 steel

SCORED HITS: Best 2 per paper, steel must fall to score

START-STOP: Audible - Last shot







STAGE 4

Bay 4



Abort To Orbit (Stage 4)

RULES: Practical Shooting Handbook, Latest Edition **COURSE DESIGNER:** Justin Corona

START POSITION: Anywhere completely inside shooting area. Wrist below belt. Facing down range

PISTOL START: Loaded and Holstered.

PCC START: Loaded. Buttstock on belt. Both hands touching gun. Muzzle pointed generally down range.

MAGAZINES: All other magazines on belt.

STAGE PROCEDURE

On signal engage targets as they become visible from within fault line, steel must fall to score.

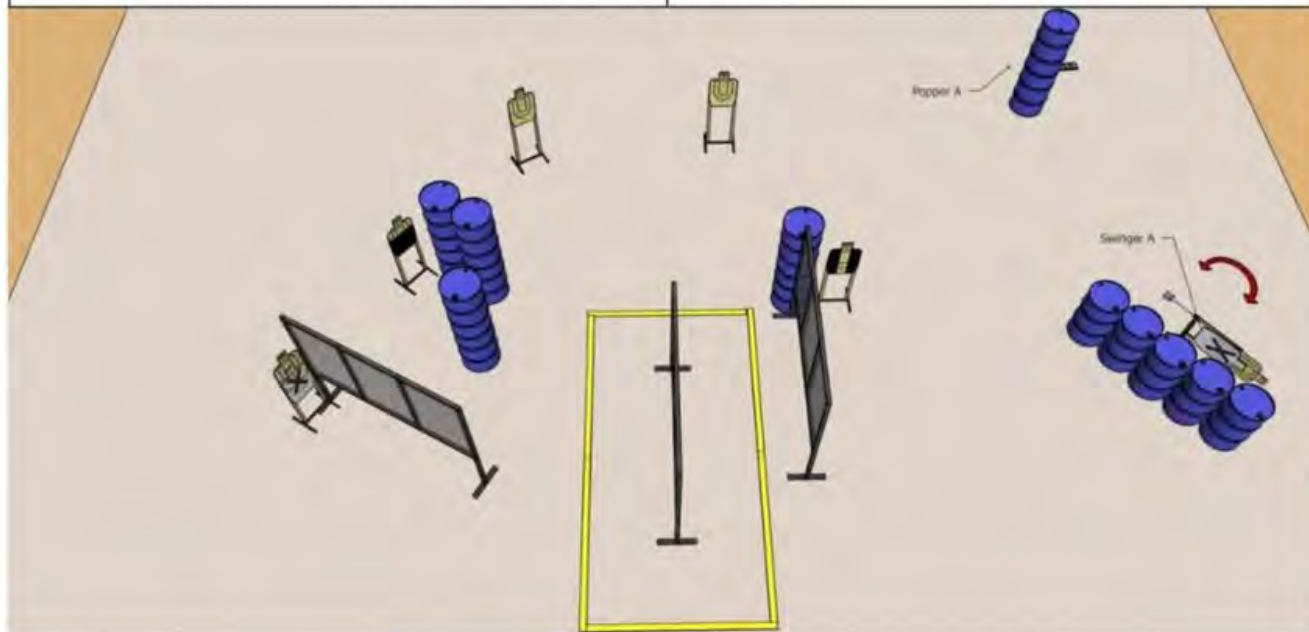
SCORING

SCORING: Comstock, 13 rounds, 65 points


TARGETS: 6 paper, 1 steel

SCORED HITS: Best 2 per paper, steel must fall

START-STOP: Audible - Last shot



PYROCAST
BULLETS U.S.A.



DILLON PRECISION RELOADING EQUIPMENT
FIREARMS ACCESSORIES





STAGE 5

Bay 5



One Small Step (Stage 5)

RULES: Practical Shooting Handbook, Latest Edition

COURSE DESIGNER: Justin Corona

START POSITION: Standing completely outside the shooting area with toes on either set of X's facing down range. Wrist below belt.

PISTOL START: Loaded and Holstered.

PCC START: Loaded. Both hands holding gun. Buttstock on belt.

MAGAZINES: All other magazines on belt.

STAGE PROCEDURE

On signal engage targets as they become visible from within fault line

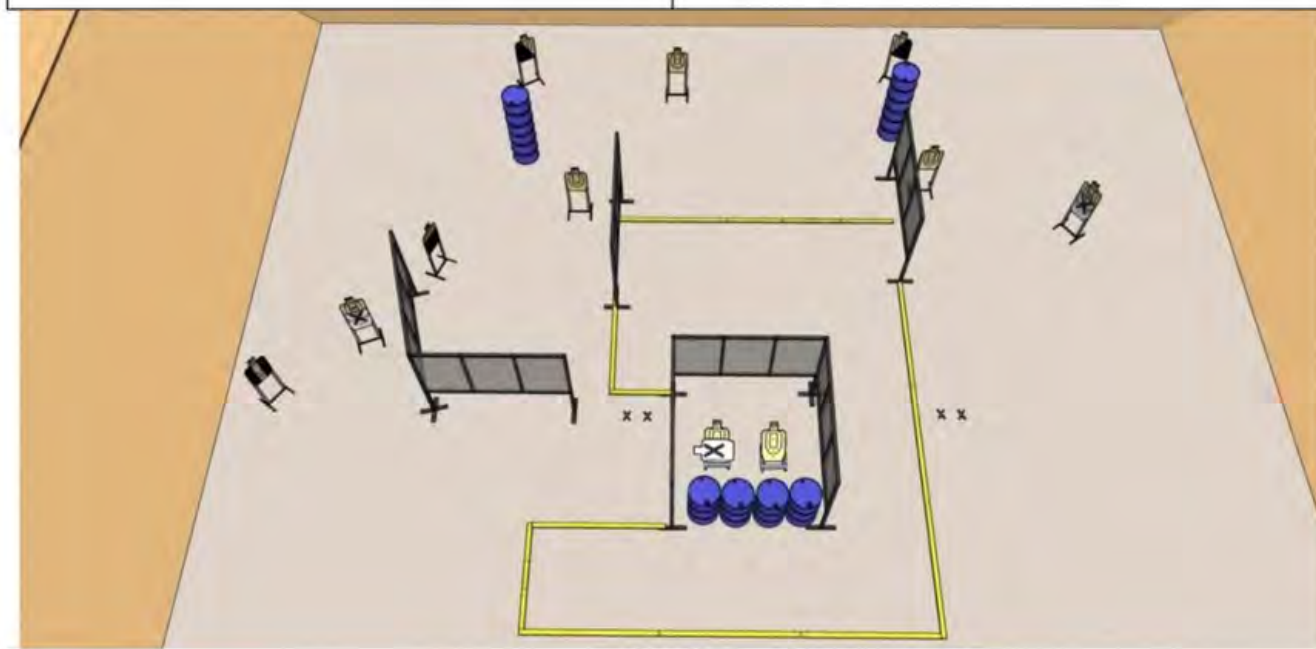
SCORING

SCORING: Comstock, 22 rounds, 110 points

TARGETS: 11 paper

SCORED HITS: Best 2 per paper

START-STOP: Audible - Last shot



Dillon
PRECISION

XTREME GUNS & AMMO



832-363-3783

www.xtremegunsandammo.com



STAGE 6

Bay 6



Acquisition Of Signal (Stage 6)

RULES: Practical Shooting Handbook, Latest Edition **COURSE DESIGNER:** Justin Corona

START POSITION: Stand anywhere completely inside shooting area facing down range.

PISTOL START: Loaded and holstered.

PCC START: Loaded. Both hands on gun. Buttstock on belt.

MAGAZINES: All other magazines on belt.

STAGE PROCEDURE

On signal engage targets as they become visible from within fault line

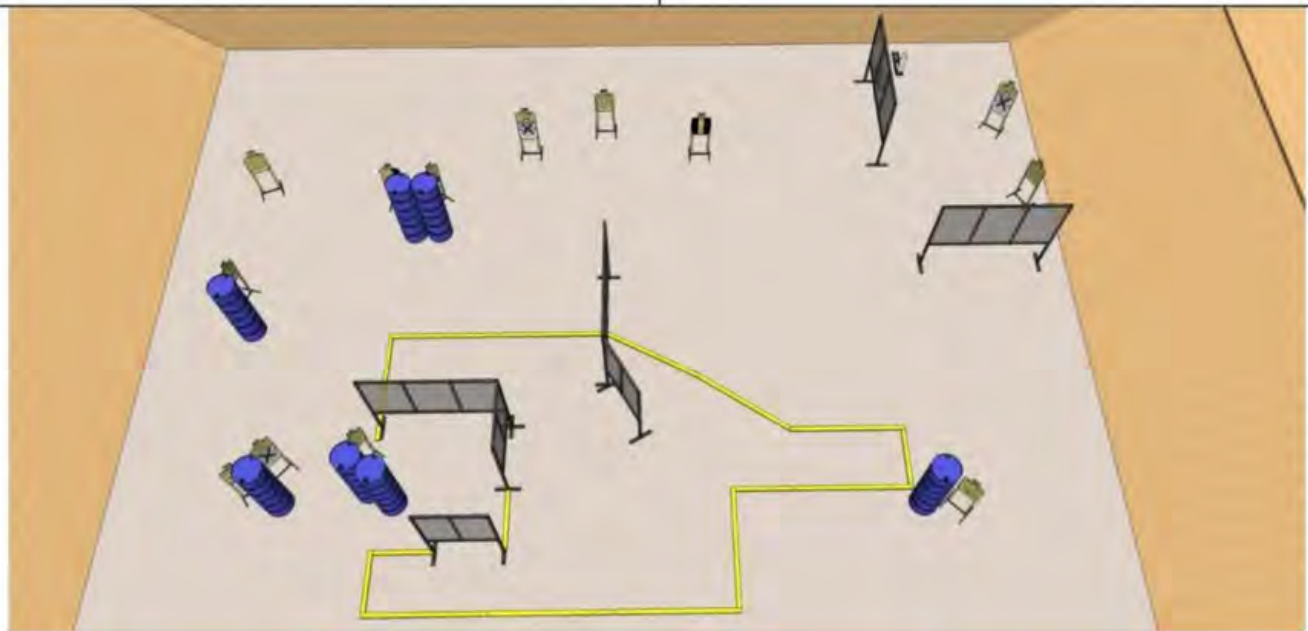
SCORING

SCORING: Comstock, 28 rounds, 140 points

TARGETS: 13 paper, 2 steel

SCORED HITS: Best 2 per paper, steel must fall to score

START-STOP: Audible - Last shot



**XTREME
GUNS & AMMO**





MADE BY SHOOTERS,
FOR SHOOTERS



2ALPHA RECOVERY
(34G PROTEIN AND
COLLAGEN)



2ALPHA
PERFORMANCE BERRY
ENERGY (CAFFEINE
FREE)



2ALPHA AMMUNITION
ARCTIC BERRY
(HYDRATION, ENERGY, &
IMMUNE SUPPORT)



2ALPHA
PERFORMANCE
ADVANCED PERFORMANCE FORMULA

Are You Ready?



@MakeReadyNutrition

MakeReadyNutrition.com



STAGE 7

Bay 7



Eagle Has Landed (Stage 7)

RULES: Practical Shooting Handbook, Latest Edition **COURSE DESIGNER:** Justin Corona

START POSITION: Toes on each X. Wrist below belt.

Pistol Start: Loaded and holstered.

PCC Start: Loaded. Both hands on gun. Buttstock on belt.

STAGE PROCEDURE

On signal engage targets as they become visible from within fault line, steel must fall to score.

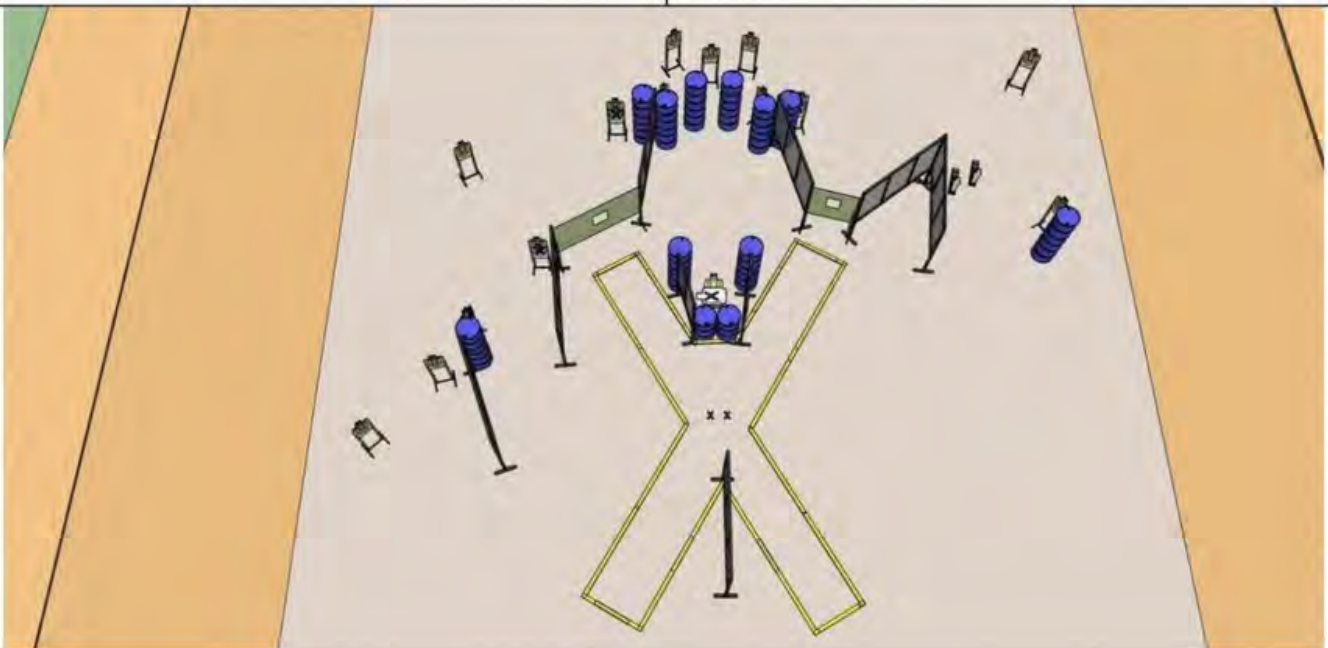
SCORING

SCORING: Comstock, 32 rounds, 160 points

TARGETS: 15 paper, 2 steel

SCORED HITS: Best 2 per paper, steel must fall down

START-STOP: Audible - Last shot



MasterPiece Arms



**DS9
HYBRID**

The DS9 Hybrid is a Wide Body, Double Stack 1911 Pistol created to run either iron sights or reflex sights. Hand Built, Fitted and Tuned. Incredibly Accurate and Reliable with a lifetime warranty.



**DS OPEN
COMPETITION**

The DS Open Competition Pistol was designed with heavy influence from Team MPA Shooters David Lyell and Travis Tomasie. The DS Open is a Competition Pistol intended for use in USPSA Open Division. Available in 9mm Major or 38 Super Comp.

**MADE FOR COMPETITORS
BY COMPETITORS**



ANDREW HYDER

- Team MPA Pro Shooter
- Multi-time State & Area Champion

MasterPiece Arms



MasterPiece Arms

1-866-803-0000 • 4908 Highway 98, Comer, GA 30629 • www.masterpiecearms.com





STAGE 8

Bay 8



O2 Flow High (Stage 8)

RULES: Practical Shooting Handbook, Latest Edition

COURSE DESIGNER: Justin Corona

START POSITION: Standing anywhere, completely inside any shooting area. Wrist below belt.

PISTOL START: Loaded and Holstered.

PCC START: Loaded. Both hands holding gun. Buttstock on belt.

MAGAZINES: All other magazines on belt.

STAGE PROCEDURE

On signal engage targets as they become visible from within fault line

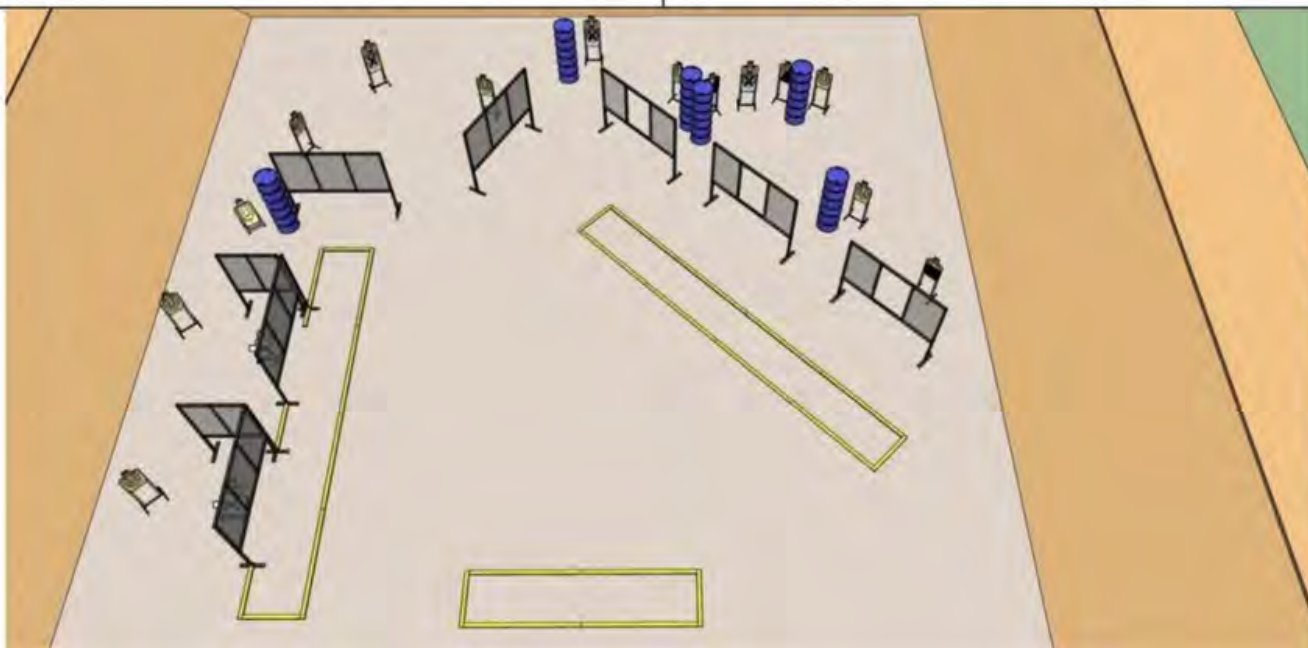
SCORING

SCORING: Comstock, 32 rounds, 160 points

TARGETS: 16 paper

SCORED HITS: Best 2 per paper

START-STOP: Audible - Last shot



MPA MasterPiece Arms

HUNTERS HD GOLD

They CHANGE so you don't have to.™

THE OFFICIAL EYEWEAR OF



Behind The Lens



Season 3 Now Streaming
on all major podcast
platforms and on Hunters
HD Gold YouTube Channel

Follow Hunters HD
Gold on Rumble!

HUNTERSHDGold.COM

  @HUNTERSHDGold



STAGE 9

Bay 9



Failure Is Not An Option (Stage 9)

RULES: Practical Shooting Handbook, Latest Edition **COURSE DESIGNER:** Justin Corona

START POSITION: Standing completely outside shooting area facing down range. Heels touching start mark.

PISTOL START: Unloaded and Holstered.

PCC START: Unloaded. Both hands holding gun. Buttstock on belt.

MAGAZINES: All magazines on belt.

STAGE PROCEDURE

On signal engage targets as they become visible from within fault line

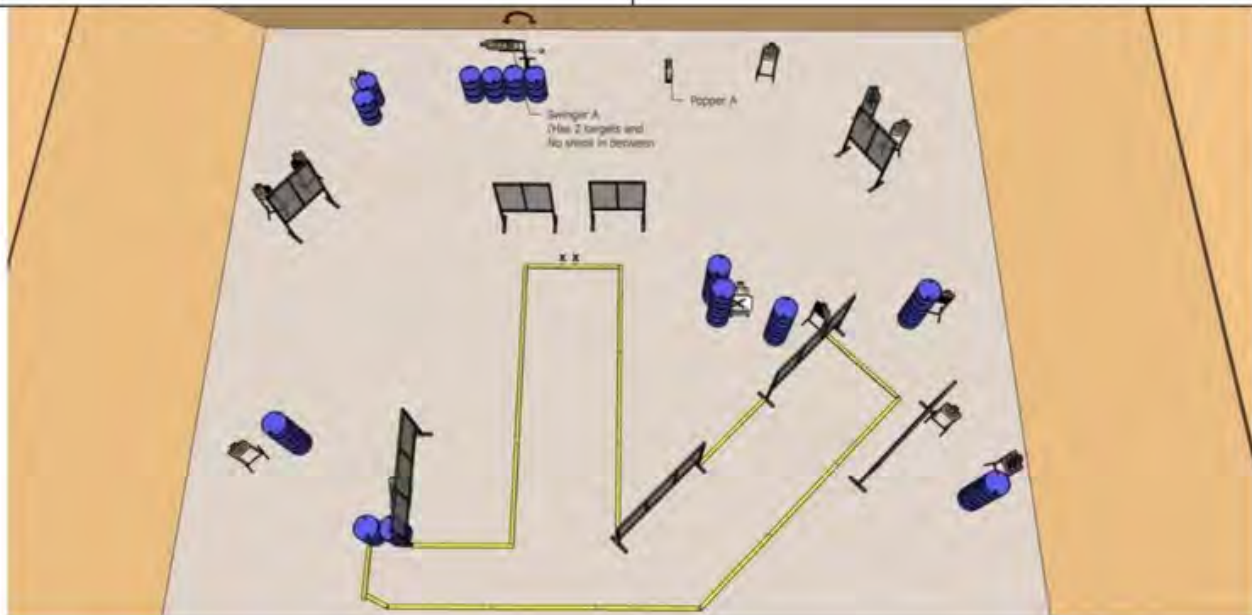
SCORING

SCORING: Comstock, 30 rounds, 150 points

TARGETS: 14 paper, 2 steel

SCORED HITS: Best 2 per paper, steel must fall to score

START-STOP: Audible - Last shot



AIM TO BE BEST

APPAREL | SHOOTING GLASSES | GEAR
FOR SHOOTING SPORTS COMPETITORS



VETERAN SPOUSE OWNED

MRRW IS A NEW GENRE OF SPORTSWEAR

We are not tacti-cool. We are not selling basic tees.

We understand perseverance, mindset, and investment serious competitors devote to their sport. We recognize the connection between sportswear and the competitor's performance.

We are setting a new standard, where one's training and competition wear is given as much consideration as one's choice in equipment and gear.

JOIN OUR E-LIST

BE THE FIRST TO KNOW.

PRE-ORDERS ARE COMING SOON!



AUTHORIZED DEALER

PILLA
PERFORMANCE EYEWEAR

AUTHORIZED DEALER

MAKEREADYRANGEWEAR.COM



STAGE 10

Bay 10



Trans Lunar Injection (Stage 10)

RULES: Practical Shooting Handbook, Latest Edition

COURSE DESIGNER: Justin Corona

START POSITION: One foot over each X, gun loaded and holstered, wrist below belt. PCC buttstock on belt.

STAGE PROCEDURE

On signal engage targets as they become visible from within fault line, steel must fall to score

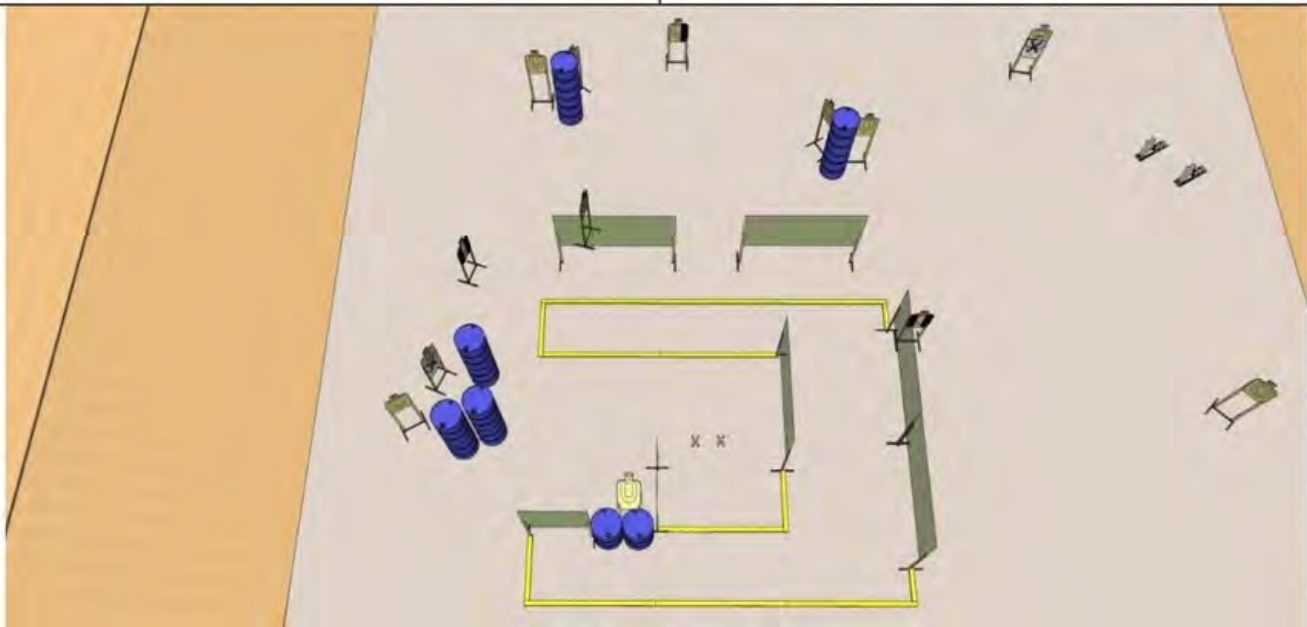
SCORING

SCORING: Comstock, 28 rounds, 140 points

TARGETS: 13 paper, 2 steel.

SCORED HITS: Best 2 per paper, steel must fall.

START-STOP: Audible - Last shot





SPONSORED SHOOTER
JJ RACAZA



PRIMARY ARMS



GEARED TO WIN

COMPETITION-READY PARTS AND ACCESSORIES

PRIMARYARMS.COM

NEW



PRIMARY ARMS

OPTICS

GLX[®] RS-15

MINI REFLEX SIGHT



LEARN MORE

SPEED X DURABILITY

OPP FOOTPRINT | AUTOLIVE[®] | DAYLIGHT BRIGHT[™]
LARGE, HIGH VISIBILITY APERTURE | VULCAN[®] DOT RETICLE



STAGE 11

Bay 11



Rapid Unplanned Disassembly (Stage 11)

RULES: Practical Shooting Handbook, Latest Edition **COURSE DESIGNER:** Justin Corona

START POSITION: Both palms flat on side of barrel touching each mark.

Pistol Start: Unloaded lying flat on the barrel. Slide forward. Trigger over X

PCC Start: Unloaded lying flat on the barrel. Bolt forward. Trigger over X.

STAGE PROCEDURE

On signal engage targets as they become visible from within fault line, steel must fall down to score.

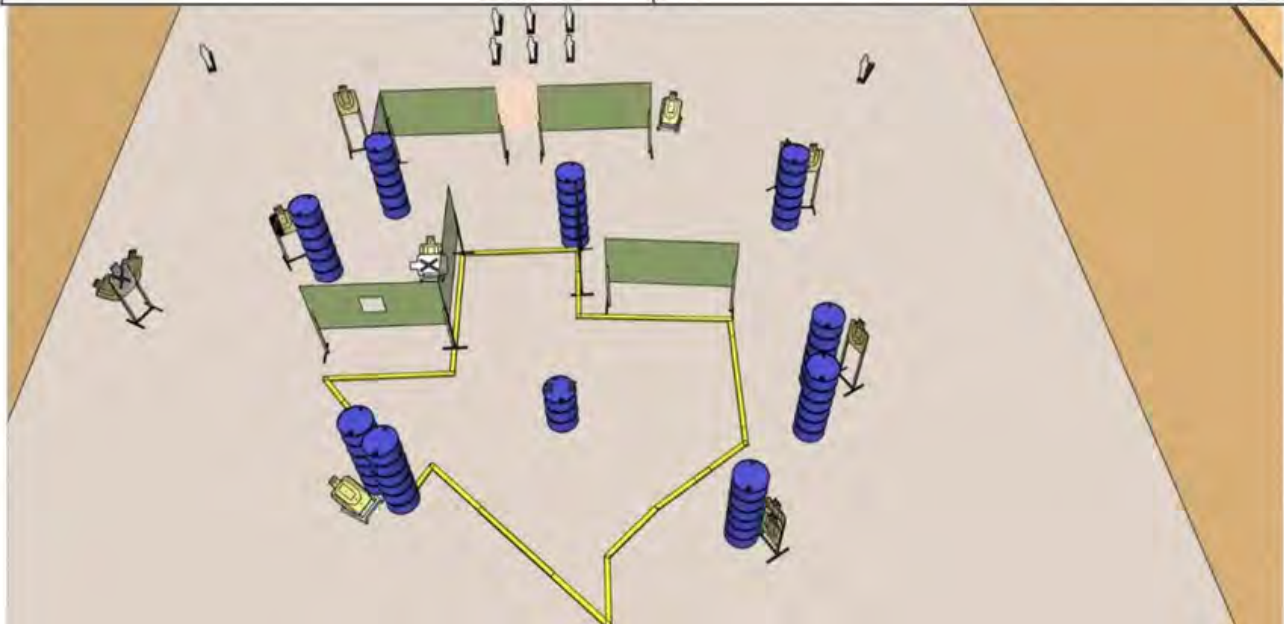
SCORING

SCORING: Comstock, 32 rounds, 160 points

TARGETS: 12 paper, 8 steel

SCORED HITS: Best 2 per paper, steel must fall down.

START-STOP: Audible - Last shot





HOME FOR ALL YOUR HUNTING & FISHING NEEDS!

- ✓ Thermals
- ✓ Rifles
- ✓ Shotguns
- ✓ Handguns
- ✓ Ammunition
- ✓ Gun Repairs
- ✓ Reel Cleanings
- ✓ Rod & Reels



101 Boothe Drive
Eagle Lake, TX 77434
979.234.3516



STAGE 12

Pistol Bay



Roll Program (Stage 12)

RULES: Practical Shooting Handbook, Latest Edition **COURSE DESIGNER:** Justin Corona

START POSITION: Each palm, completely flat touch each mark on the wall.

PISTOL START: Loaded and holstered

PCC START: Loaded. Both hands holding gun. Muzzle touching mark

MAGAZINES: All other magazines on belt.

STAGE PROCEDURE

On signal engage targets as they become visible from within fault line

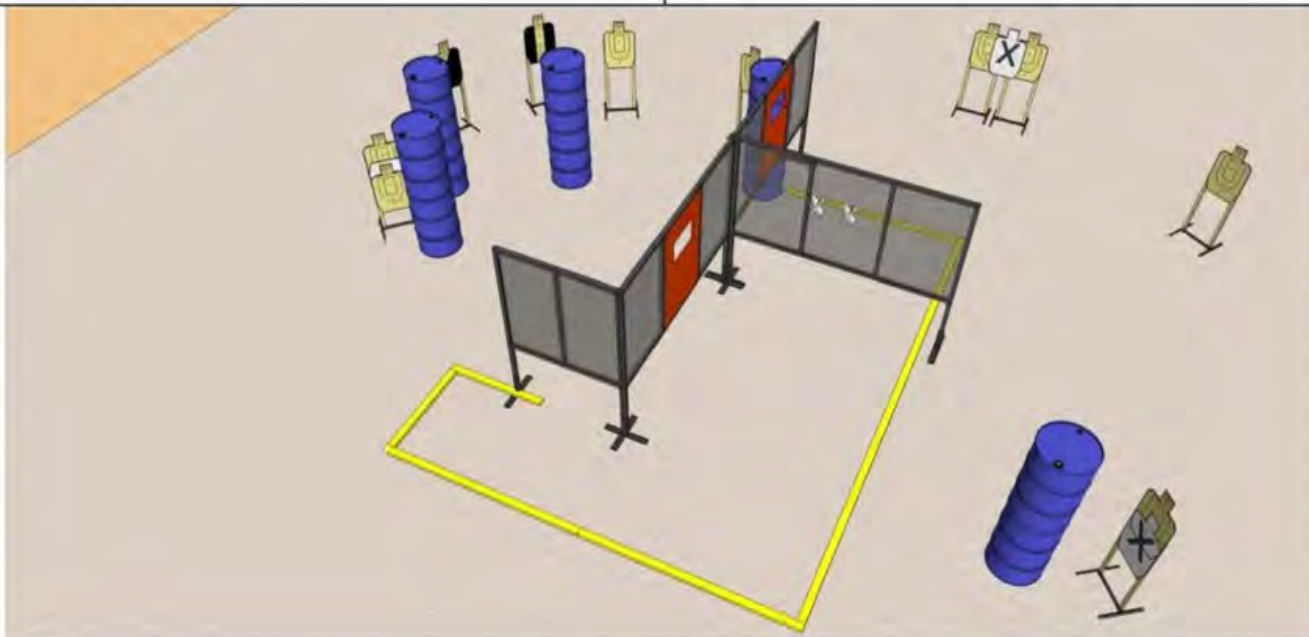
SCORING

SCORING: Comstock, 20 rounds, 100 points

TARGETS: 10 paper

SCORED HITS: Best 2 per paper

START-STOP: Audible - Last shot







CHRONO

Next to Pistol Bay





THANK YOU



We would like to thank all those who worked to make the Primary Arms Space City Challenge a success. A huge thank you to Wallis Orchard Gun Range, without the support and use of the range this great event would not be possible. We would like to acknowledge the many hours The Wallis Orchard Practical shooters have dedicated to make this match a success. Each day of the match requires countless hours from many volunteers and we could not do it without you, Range Officers, The Sponsors, Vendors and all non-shooting staff.

