



CARVER CUSTOM

Experience The Difference

Presents



Hosted by: SHASTA SHOOTERS

April 21-24, 2022

Redding Gun Club

21777 Seven Lakes Rd.

Redding, CA



Golden Bullet Championship 2022

Shasta Shooters and the Redding Gun Club would like to welcome you to the 26th Annual Golden Bullet Championship presented by Carver Custom Inc.

10 clubs from the Northern California and Southern Oregon sections have put together 10 challenging stages requiring 253 rounds to finish.

The Golden Bullet Team has volunteered countless hours of hard work and planning to give you a fun and challenging match.

I would like to thank all of our volunteers who donated their time and effort for GBC 2022. I thank you, the competitor, for coming to Redding, California to experience the Golden Bullet Championship 2022! I would also like to thank our amazing sponsors for contributing to the Golden Bullet Championship.

Please take a moment to thank our incredible team of range officers, staff and volunteers for all of their hard work. Without their time and effort, matches like the Golden Bullet Championship would not be possible. Also, please take a moment and check out our sponsors and all of the amazing products and services they provide to keep us in the sport we enjoy!

On behalf of the Golden Bullet Championship staff and sponsors, we hope you have a safe and fun match.

Allen Patchett

Match Director

Golden Bullet Championship 2022

GBC 2022 Presenting Sponsor



**Proud To
Sponsor**



***GOLDEN BULLET
CHAMPIONSHIP 2022***



5570 Florida Mining Blvd - South
Building 100 - Suite 106
Jacksonville, FL 32257

904-800-6333, Ext 2


INTRODUCING

WRAPTEER

ADHESIVE FIREARM GRIPS



MULTIPLE TEXTURES:



GRAIN BLOCK GRIT

RENOWNED HOGUE RUBBER FEEL
STREAMLINED FIT
SUPER THIN PROFILE
MODELS TO FIT MANY POPULAR FIREARMS



HANDALL®
BEAVERTAIL™ GRIP SLEEVES



HOGUE®
KNIVES

HOGUE®

HOGUEINC.COM // 1.800.438.4747
P.O. BOX, 91360 HENDERSON, NV 89009 USA



HOPPE'S®



NEED TO CLEAN



To find the essentials, ask your retailer or learn more at Hoppes.com

Thank You Sponsors

Presenting Sponsor



Gold Sponsor



Silver Sponsors



Bronze Sponsors



Stage and Supporting Sponsors



Match Procedures and Match Safety Regulations

Cold Range: The Redding Gun Club Pistol Range is a COLD RANGE! Guns are to be loaded only on the firing line under direct supervision of the Range Officer. Guns are to remain unloaded and holstered or cased off the line, unless in a Designated Safe Area.

Safe Areas: All Safe Areas are clearly posted. Dry firing, cleaning, repairs, and practice draws may be done in the boundaries of the Safe Area. **NO AMMUNITION IS TO BE HANDLED IN SAFE AREAS. THIS INCLUDES SNAP CAPS, DUMMY ROUNDS, TRAINING ROUNDS AKA LASER CARTRIDGES, ETC. AND EMPTY CASES!** Load your magazines/speed loaders anywhere else except the Safe Areas.

VEHICLES ARE NOT SAFE AREAS!

Function Test Area: The Function Test Area is located in the pit area near Shooters Services. It will be available throughout the match. A Range Officer will be available to monitor.

Uncasing and Holstering Your Handgun or PCC:

Uncase and holster your unloaded pistol in a designated Safe Area ONLY or on the line under Range Officer supervision. **HANDGUN HANDLING AT YOUR VEHICLE IS PROHIBITED AND WILL RESULT IN A MATCH DISQUALIFICATION UNDER USPSA RULE 10.5.19** PCC's may be uncased and placed in a gun cart at a designated Safe Area, designated PCC Table or at your vehicle if properly flagged..

Obey Your Range Officers: Your Range Officers are here to make sure you have an enjoyable and SAFE match. If your gun handling becomes unsafe, they will take immediate action and order you to STOP. If the STOP order is given, immediately stop in place with your muzzle in a safe direction and finger off the trigger. Await further instructions from your Range Officer.

Hazard Areas: Please stay off the side berms and impact areas. Do

Match Procedures and Match Safety Regulations

ALCOHOLIC BEVERAGES MAY NOT BE CONSUMED DURING THE MATCH! Alcohol and recreational drugs may not be consumed anywhere on the range. Competitors violating this policy will be disqualified and asked to leave the match area and Redding Gun Club.

Visitors/Guests: Anyone who enters Redding Gun Club and the Golden Bullet Championship match area must wear ear and eye protection at all times. This is mandatory for all competitors and spectators.

FIRST AID: First Aid will be located at Shooters Services. If a medical emergency arises please notify a match Range Officer immediately.

Weather: The weather in Redding during April can range from cool and wet to warm and windy. Please make sure you have the appropriate clothing available. **WE SHOOT RAIN OR SHINE!**

Restrooms: Portable toilets will be available throughout the match area. If a toilet needs attention ie; paper or service, please advise someone at Shooters Services.

Parking: Please park in designated parking areas only. Please **DO NOT PARK IN RANGE OFFICER DESIGNATED PARKING, OR AREAS MARKED NO VEHICLES.**

Shooters Services: First Aid, lost and found, match information, sign in, prize drawing, assistance with scoring issues, and any other issues may be addressed at Shooter Services.

Start Times: Start time for each day is 8:00am. ***No shots may be fired before 8:00am.*** The squad schedule has the start times for each stage. The written stage briefing will be read at that time. If an individual is late, they will have to contact the Range Master and ask to join their squad or receive a DNF for that stage.

Come Early/ Shoot Early: If the entire squad arrives early to a stage, the CRO will offer the squad the option to start early (except for first stage of the morning). If a competitor is missing, the squad will have to wait.

Procedures and Protocols

Match Rules: The current edition of the USPSA Competition Rule Book will be used. Unless otherwise noted in the course description, all walls are deemed to extend from ground to infinity. All targets, no shoots, vision barriers and hard cover zones are impenetrable to a full bullet diameter. Bullet holes that are partially or fully in the non-scoring border will score according to the circumstances. All walls and props are considered hard cover unless otherwise specified.

Classification: You must be a member of USPSA, or another IPSC Region to compete in this match. Your most current USPSA classification will be used. If you lack a valid, current USPSA/IPSC class card or your name is not in the USPSA classification record, you will shoot as unclassified. Please check and make sure your information is correct and valid when you check in at match. Senior=55+, Super Senior=65+, Lady=Female and Junior= Under 18.

Brass Pickup: This is a LOST BRASS MATCH. All brass belongs to Shasta Shooters and the Redding Gun Club, and may not be retrieved.

Dress Code: The use of offensive or objectionable garments or attire is not allowed. The Match Director will have final authority in respect of what garments or attire competitors are allowed to wear.

Course Inspection: When the entire squad is assembled, a brief stage walkthrough will be given by a four minute inspection and question period. Shooters may negotiate obstacles only during the four minute inspection period or while the previous shooters targets are being scored. Early inspection is permitted provided the previous squad is finished.

Chronograph: Chronograph will be a part of Stage 1

Procedures and Protocols

Match Bulletin Board: Stage scores, messages, Arbitration Committee decisions, lost items, schedule changes and other official match information will be posted on the match bulletin board. The match bulletin board will be located adjacent to Shooters Services. Please check the match bulletin board frequently...it may be you we are looking for.

Stage Reset: Unless otherwise advised by the stage CRO, please make sure you keep your squad together and help tape and reset to maintain efficiency on each stage.

Changes To Stages: Information in this booklet is as correct as possible, however, owing to safety and production considerations, changes may be made to any stage. Additional no-shoots will be added and other physical changes may be made that are not shown in this match booklet. It is the shooters responsibility to understand the stage and course of fire prior to the starting signal. Inspect each stage carefully and ask about any changes during your walk through.

Re-shoots: Range officers will grant re-shoots for Range Equipment Failures only. The Range Master must approve all other re-shoots.

Popper Calibration: Poppers will be calibrated before the stage is open and on a "as needed" basis. If you feel the popper is off calibration, call for calibration immediately during scoring, before anyone touches the popper.

Match Scoring: If you have any questions regarding your posted score, recheck your score sheet and your math. If you still think there is a problem, bring you're your score print out to Shooter Services and discuss the problem with the Match Director or Range Master. They will contact the Statistician and try and resolve the issue. **DO NOT GO DIRECTLY TO THE STATISTICIAN WITH A PROBLEM!**

Scoring Disputes: The shooter or their delegate should keep pace with the RO on each stage as he or she scores. Voice any scoring challenges before the target is taped so the matter can be resolved. Scoring challenges will not be entertained nor re-shoots granted after a target is taped. If you wish to protest the application of penalties or some other aspect of the stage, do not sign approve on your score on the tablet. Notify the Range Officer of the problem and ask the decision be appealed to the Chief Range Officer and /or the Range Master.

Arbitration Request: The Range Officer should handle scoring disputes on the stage if at all possible. The cash fee for submitting an Arbitration Request is \$100.00

Stage 1 / Zone 1

FEELING TIIPPY

Starting Position: Standing over start stick

Gun Ready Condition: Handgun loaded and holstered. PCC loaded, safety on, stock on belt

Stage Procedure: On audible start, engage targets from within shooting area

Targets: 12 USPSA cardboard 4 poppers

Stage sponsored by




Stage hosted by
Southern Oregon Practical
Shooters

Rounds: 28

Start: Audible

Scoring: Comstock



Picture not to scale. Targets may vary

Stage 2 / Zone 1

OCTAGON LOVE

Starting Position: Standing inside shooting area with toes touching marks. Wrists below belt.

Gun Ready Condition: Pistol: Loaded and holstered. PCC: Loaded, safety on, stock on belt.

Stage Procedure: On audible start, engage all targets from within the shooting area.

Targets: 15 IPSC Cardboard 2 poppers

Rounds: 32

Start: Audible

Scoring: Comstock


Stage sponsored by



GRAYGUNS

Stage hosted by

Richmond Hotshots



Picture not to scale. Targets may vary

Stage 3 / Zone 1

BARN DOOR

Starting Position: Standing inside the shooting area, heels on marks, wrists below belt.

Gun Ready Condition: Handgun: Loaded and holstered

PCC: Loaded, safety on, stock on belt.

Stage Procedure: On audible start, engage all targets from within the shooting area.

Targets: 8 USPSA Cardboard 4 poppers

Stage sponsored by



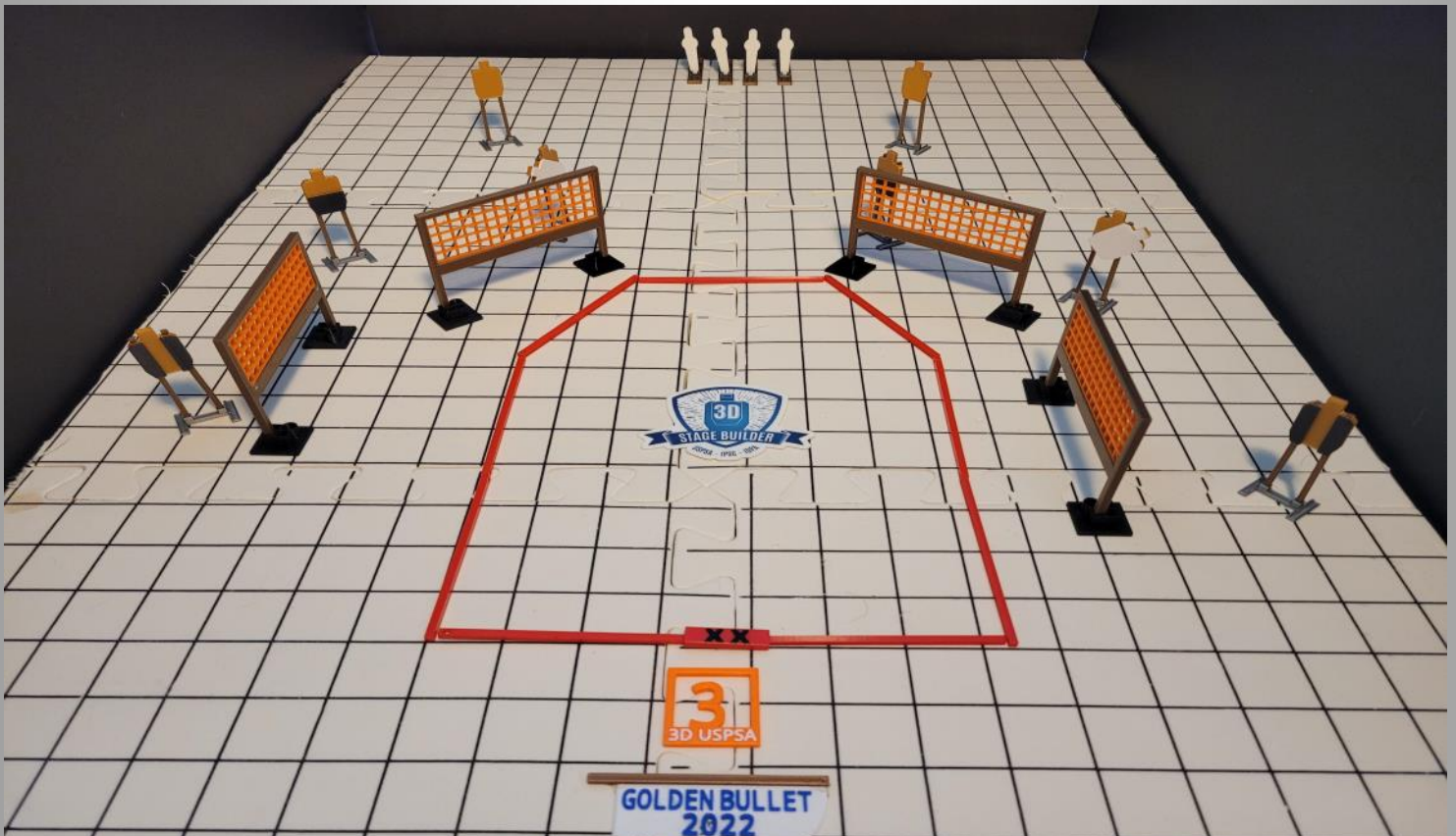
Stage hosted by

Solano Targetmasters

Rounds: 20

Start: Audible

Scoring: Comstock



Picture not to scale. Targets may vary

Stage 4 / Zone 1

EVERYWHERE I GO

Starting Position: Standing anywhere in the shooting area, wrists below belt.

Stage sponsored by

Gun Ready Condition: Handgun: Loaded and holstered.



PCC: Loaded, safety on, stock on belt.

Stage Procedure: Upon audible start, engage all targets from within the shooting area.


Stage hosted by: Northern Ca. Practical Shooters & North Valley Shooters Association

Targets: 13 USPSA Cardboard 2 poppers

Rounds: 28

Start: Audible

Scoring: Comstock



Picture not to scale. Targets may vary

Stage 5 / Zone 1

ELDORADO GOLD

Starting Position: Kneeling holding gold pan with both hands, gold pan touching gold nugget (at x's)

Gun Ready Condition: Handgun/PCC loaded and staged on either barrel near start position.

Stage Procedure: On audible start, engage all targets from within the shooting area

Targets: 9 USPSA cardboard 2 poppers

Stage sponsored by




Stage hosted by: El Dorado Practical Shooters

Rounds: 20

Start: Audible

Scoring: Comstock



Picture not to scale. Targets may vary

Stage 6 / Zone 2

TEHAMA THUNDER

Starting Position: Standing in shooting area
hands touching upper marks.

Stage sponsored by

Gun Ready Condition: Handgun: Loaded
and holstered. Hands touching upper marks

PCC: Loaded, safety on, muzzle touching lower
marks.



Stage hosted by:
Tehama Shooters


Stage Procedure: On audible start, engage all targets from
within shooting area

Targets: 9 USPSA cardboard 2 poppers

Rounds: 20

Start: Audible

Scoring: Comstock



Picture not to scale. Targets may vary

Stage 7 / Zone 2

LUCKY NUMBER ?

Starting Position: Standing inside shooting area, heels touching marks, wrists below belt

Stage sponsored by

Gun Ready Condition: Handgun: Loaded and holstered
PCC:: Loaded, safety on, stock on belt



Stage Procedure: On audible start, engage all targets from within shooting area.

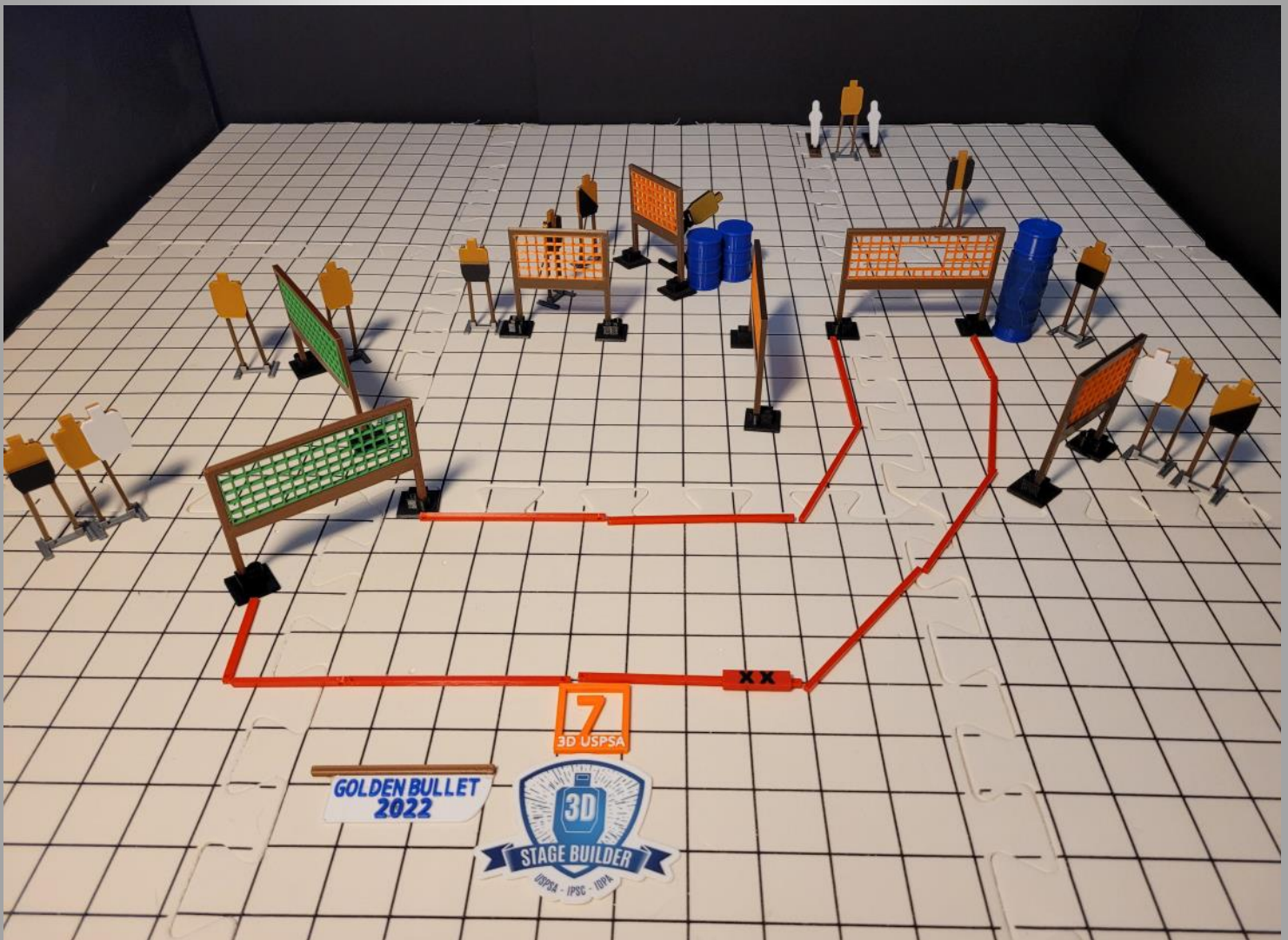
Targets: 13 USPSA Cardboard 2 poppers

Stage hosted by: Shasta Shooters

Rounds: 28

Start: Audible

Scoring: Comstock



Picture not to scale. Targets may vary

Stage 8 / Zone 2

THE LONG RUN

Starting Position: Standing inside shooting area, heels touching marks.

Gun Ready Condition: Handgun: Loaded and holstered

PCC: Loaded, safety on, stock on belt.

Stage Procedure: On audible start, engage all targets from within the shooting area.

Targets: 11 USPSA Cardboard 6 poppers

Stage sponsored by

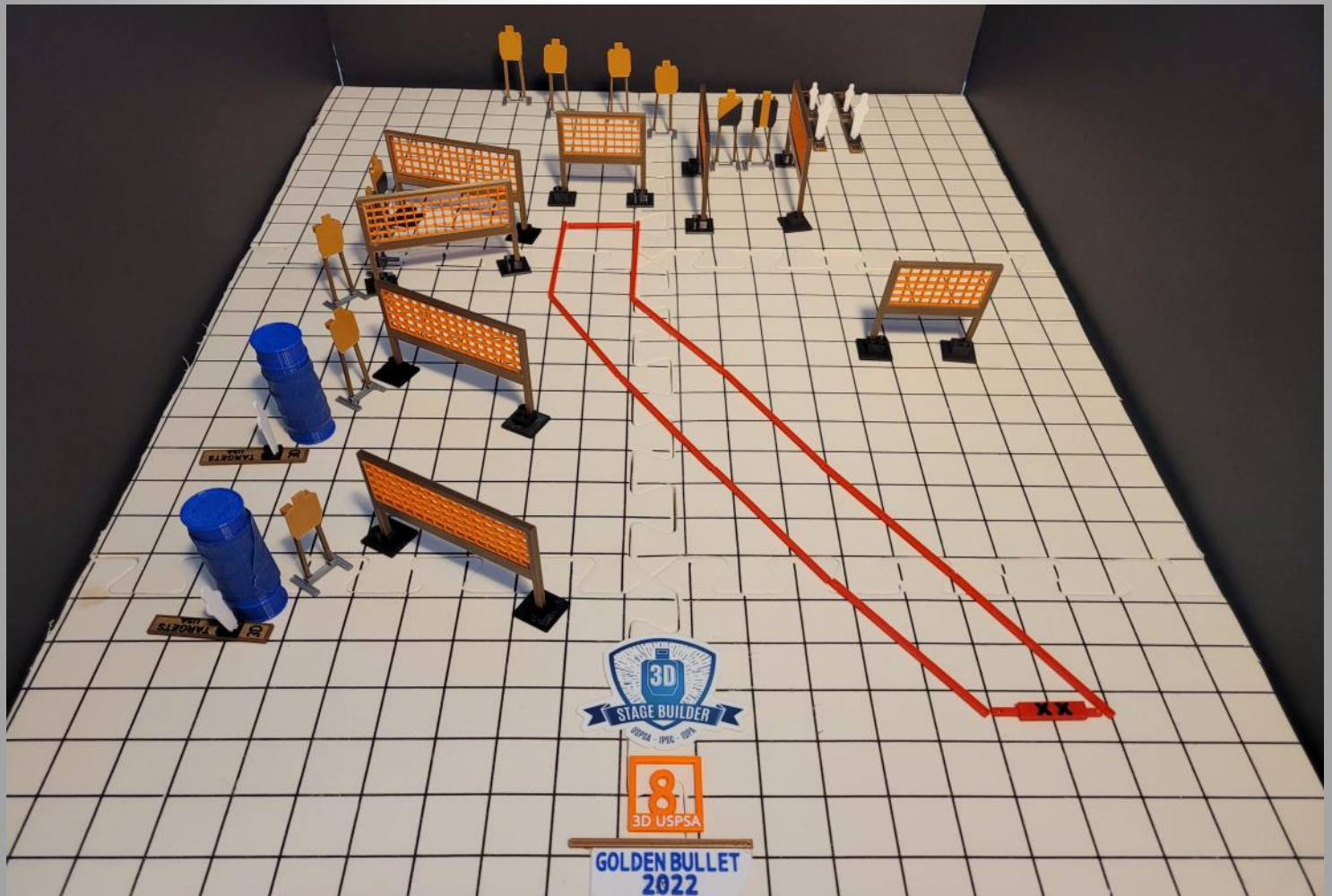


*Stage hosted by: North Coast
Pistol League*

Rounds: 28

Start: Audible

Scoring: Comstock



Picture not to scale. Targets may vary

Stage 9 / Zone 2

I FORGOT

Starting Position: Standing outside shooting area, toes touching marks, hands below belt.

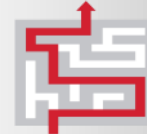
Gun Ready Condition: Handgun: Loaded and holstered.

PCC: Loaded, safety on, stock on belt.

Stage Procedure: On audible start, engage all targets from within shooting area.

Targets: 16 USPSA cardboard

Stage sponsored by



MoJo Associates
Management Consultants

Stage hosted by Capitol Practical Shooters League

Rounds: 32

Start: Audible

Scoring: Comstock



Picture not to scale. Targets may vary


Stage 10 / Zone 2

RIDE THE LIGHTNING

Starting Position: Inside the shooting area,
Heels touching marks, hands below belt.

Stage sponsored by

Gun Ready Condition: Handgun: UNLOADED , holstered.
PCC: UNLOADED, held with both hands, stock on belt.



Stage Procedure: On audible start, engage
all targets from within shooting area.


Stage hosted by: Jefferson State Shooting Association

Targets: 15 USPSA cardboard 2 poppers

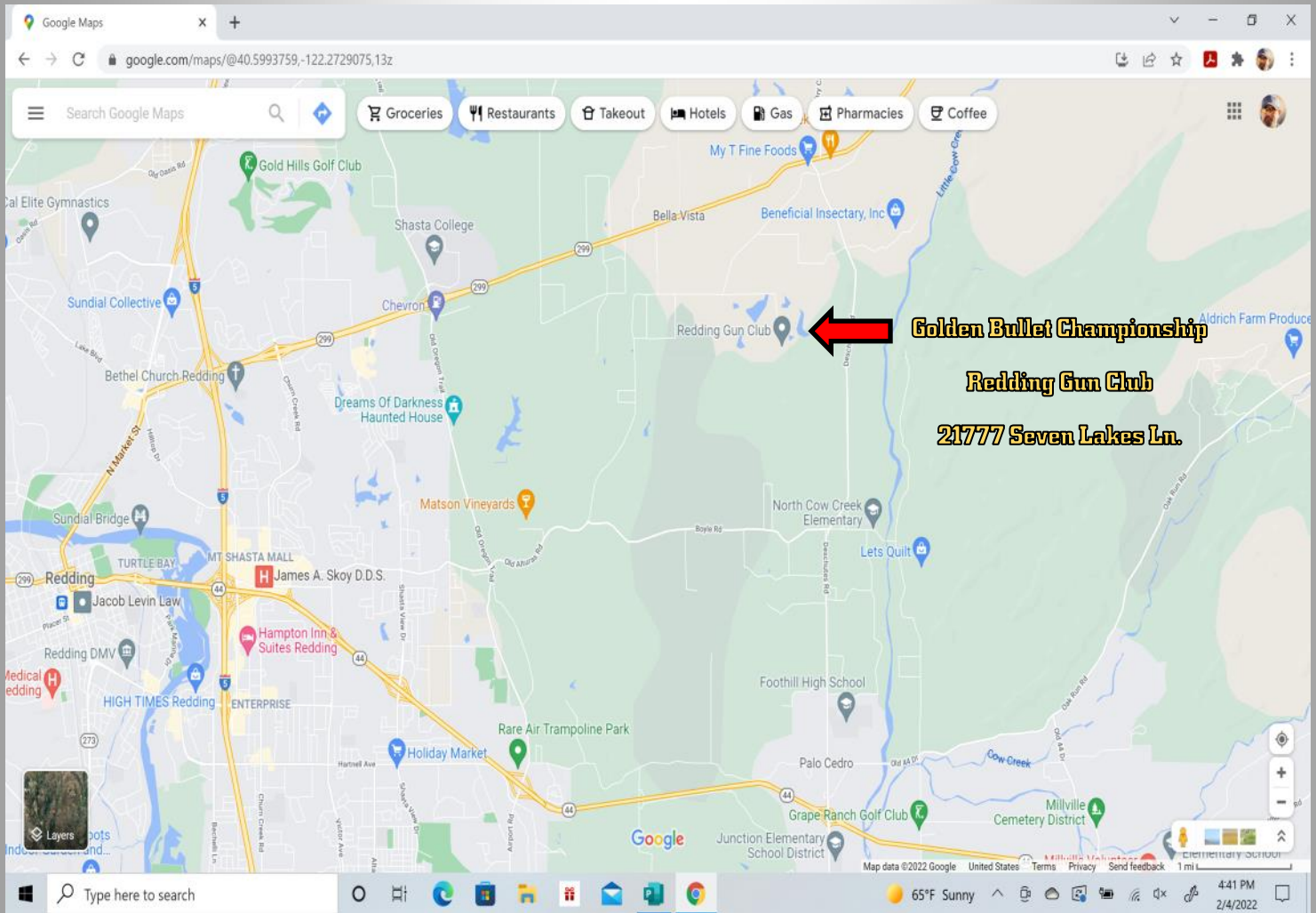
Rounds: 17

Start: Audible

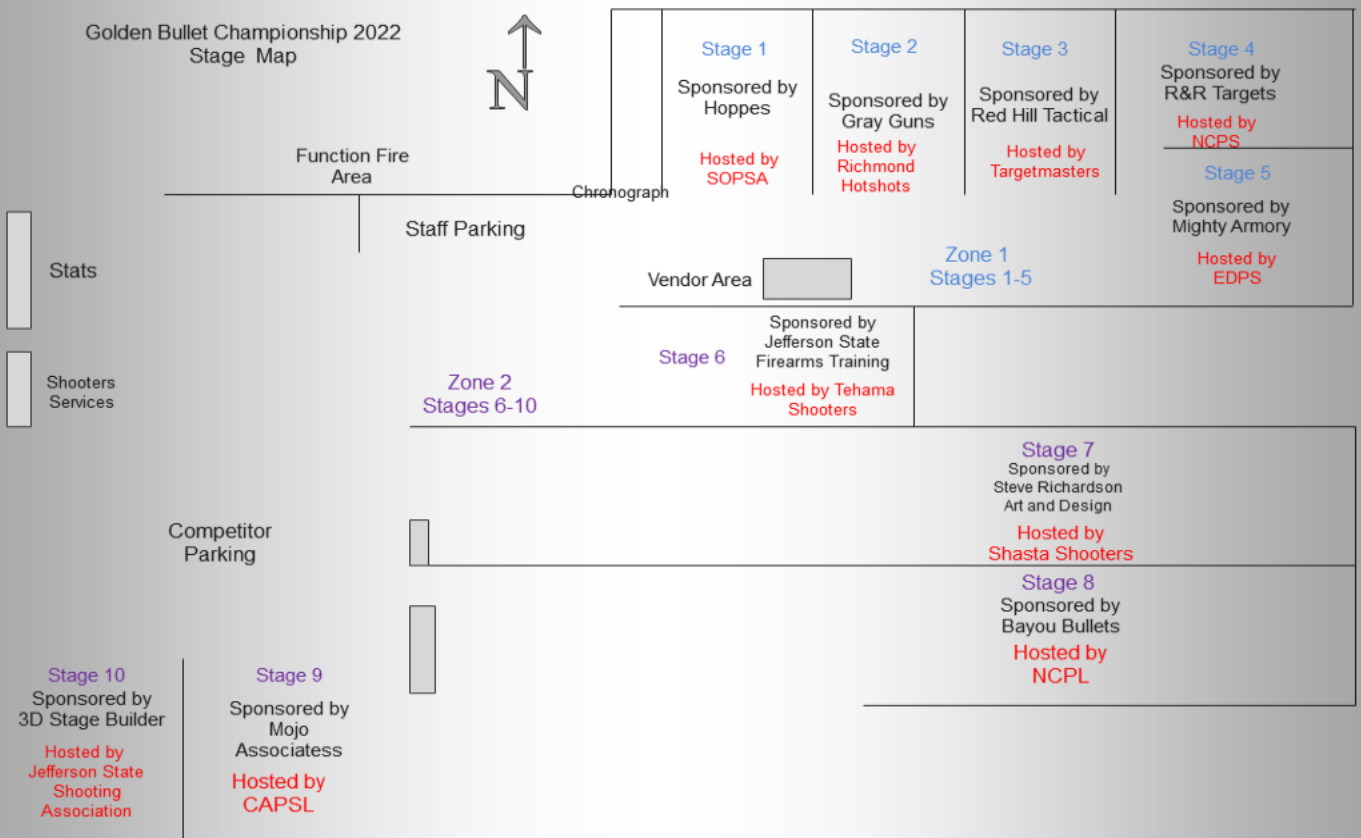
Scoring: Comstock



Picture not to scale. Targets may vary



Golden Bullet Championship 2022
Stage Map



Squad Matrix

Column1	Column2	Column3	Column4	Column5	Column6	Column7	Column8	Column9	Column10	Column11	Column12	Column13
GBC 2022 Staff and Overflow Match												
Zone 1						Zone 2						
Thursday 04-21-22												
	Stage1	Stage2	Stage3	Stage 4	Stage 5		Stage 6	Stage 7	Stage 8	Stage 9	Stage 10	
8:00-8:50	101	102	103	104	105		106	107				110
8:50-9:40	105	101	102	103	104		110	106	107			
9:40-10:30	104	105	101	102	103			110	106	107		
10:30-11:20	103	104	105	101	102				110	106	107	
11:20-12:10	102	103	104	105	101		107			110	106	
LUNCH												
	Stage1	Stage2	Stage3	Stage 4	Stage 5		Stage 6	Stage 7	Stage 8	Stage 9	Stage 10	
1:00-1:50	106				110		112		113			
1:50-2:40	110	106						112		113		
2:40-3:30		110	106						112		113	
3:30-4:20			110	106			113			112		
4:20-5:10				110	106			113				112
Friday 04-22-22												
Zone 1						Zone 2						
	Stage 1	Stage2	Stage3	Stage 4	Stage 5		Stage 6	Stage 7	Stage 8	Stage 9	Stage 10	
8:00-8:50	112		113				101	102	103	104	105	
8:50-9:40		112		113			105	101	102	103	104	
9:40-10:30			112		113		104	105	101	102	103	
10:30-11:20	113			112			103	104	105	101	102	
11:20-12:10		113			112		102	103	104	105	101	
GBC 2022 Main Match												
Saturday 4-23-22												
Zone 1						Zone 2						
	Stage 1	Stage2	Stage3	Stage 4	Stage 5		Stage 6	Stage 7	Stage 8	Stage 9	Stage 10	
8:00-8:50	201	202	203	204	205		206	207	208	209	210	
8:50-9:40	205	201	202	203	204		210	206	207	208	209	
9:40-10:30	204	205	201	202	203		209	210	206	207	208	
10:30-11:20	203	204	205	201	202		208	209	210	206	207	
11:20-12:10	202	203	204	205	201		207	208	209	210	206	
LUNCH												
	Stage 1	Stage2	Stage3	Stage 4	Stage 5		Stage 6	Stage 7	Stage 8	Stage 9	Stage 10	
1:00-1:50	206	207	208	209	210		211	212	213	214	215	
1:50-2:40	210	206	207	208	209		215	211	212	213	214	
2:40-3:30	209	210	206	207	208		214	215	211	212	213	
3:30-4:20	208	209	210	206	207		213	214	215	211	212	
4:20-5:10	207	208	209	210	206		212	213	214	215	211	
Sunday 4-24-22												
Zone 1						Zone 2						
	Stage 1	Stage2	Stage3	Stage 4	Stage 5		Stage 6	Stage 7	Stage 8	Stage 9	Stage 10	
8:00-8:50	211	212	213	214	215		201	202	203	204	205	
8:50-9:40	215	211	212	213	214		205	201	202	203	204	
9:40-10:30	214	215	211	212	213		204	205	201	202	203	
10:30-11:20	213	214	215	211	212		203	204	205	201	202	
11:20-12:10	212	213	214	215	211		202	203	204	205	201	
LUNCH/AWARDS												
12:30-???												

