




TOP LOAD WASHERS



TR3



TR5



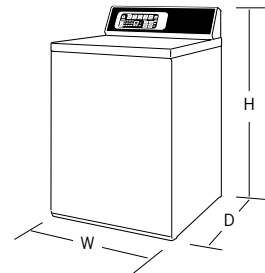
TR7

Available Colors	White	White	White
Capacity – Cu. Ft.	3.2	3.2	3.2
Stainless Steel Washtub	•	•	•
Porcelain Outer Tub	•	•	•
Preset Cycles	4	6	8
Variable Speed 1 H.P. Motor	•	•	•
Fill Hoses Included	•	•	•
Automatic Balancing System	•	•	•
Agitator	•	•	•
Metal Cabinet With Tuff Guard Coated Top	•	•	•
Prewash			•
Load Size Selections	4	4	4
Temperature Selections	3	4	4
Soil Level Selections			4
Time Remaining Display			•
End-of-Cycle Signal			•
Favorite Cycles			•
Speed Cycle			•
Delay Start			•
Warranty	3-Year Parts & Labor	5-Year Parts & Labor	7-Year Parts & Labor
Model No.	AWN43RSN115TW01	AWN63RSN115TW01	AWNE9RSN115TW01

For the most accurate information, the installation guide should be used for all design and construction purposes. Due to continuous product improvements, design and specifications are subject to change without notice. The quality management system of Alliance Laundry Systems' Ripon facility has been registered to ISO 9001:2008. Printed in the USA.

Agency approvals: cULus

DIMENSIONS	W-Width	H-Height	D-Depth	Height with Lid Open
TR3000WN	25-5/8"	42-3/4"	28"	53"
TR5000WN	25-5/8"	42-3/4"	28"	53"
TR7000WN	25-5/8"	42-3/4"	28"	53"



Optional Accessories

Drain Extension Kit – Part No. 451P3