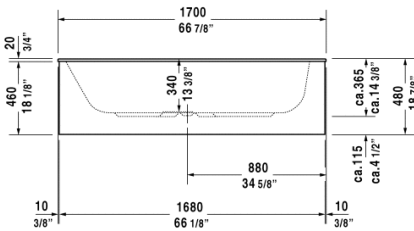
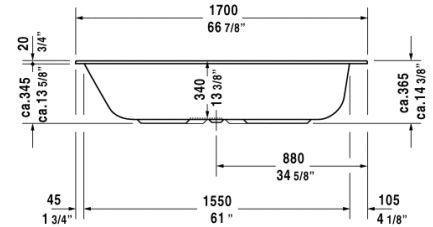
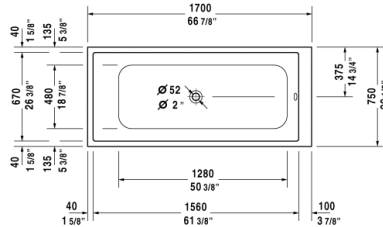


Bathtub # 70023100000090

Onto



| Bathtub | Dimension | Weight | Order number |
|---|------------------------|-----------|----------------|
| rectangle, built-in, 1/4" sanitary acrylic | | | |
| Colors | | | |
| 00 White Alpin | | | |
| Variant | | | |
| BathtubBase tub | 66 7/8" x 29 1/2" Inch | 50,700 lb | 70023100000090 |
| #website.FurniturePanel | | | |
| Furniture panel | - | - | OT 8946 |
| Furniture panel | - | - | OT 8947 |
| Furniture panel | - | - | OT 8948 |
| Furniture panel | - | - | OT 8949 |
| #website.AccessoriesTubs | | | |
| Support frame | - | - | 790113 |
| Waste and overflow | - | - | 791212 |
| Tub cover | - | - | 791824 |
| Tub cover | - | - | 791825 |
| Tile flange | - | - | 790112 |
| Stereo transducers for bathtubs and whirltubs | - | - | 791818 |

#general.techdrawhintpdf