



Liberty Furniture
INDUSTRIES, INC

LIBERTY FURNITURE

ASSEMBLY INSTRUCTION

ITEM#: 417-HO111B
417-HO111T/417-HO121

DESCRIPTION: HUTCH/ L WRITING DESK BASE
L WRITING DESK TOP
RIGHT RETURN

Thank you for purchasing this quality product. Be sure to check all packing material carefully for small parts, which may have come loose inside the carton during shipment. Identify and count all parts and compare with the parts list below.

PARTS LIST

NO	DRAWING	DESCRIPTION	Q'TY
1		L Writing Desk Base	1
2		L Writing Desk Top	1
3		Writing Desk Side Frame	1
4		Writing Desk Bottom Stretcher	1
5		Right Return Top	1
6		Right Return Side Leg	2
7		Right Return Middle Leg	1
8		Right Return Shelf	2

HARDWARE LIST 1 (417-HO121)

NO	DRAWING	DESCRIPTION	Q'TY
A		Bolt Ø1/4"-20*15mm(L)	6
B		Bolt Ø1/4"-20*38mm(L)	4
C		Bolt Ø1/4"-20*50mm(L)	6
D		Spring Washer Ø1/4"*Ø13mm	10
E		Flat Washer Ø1/4"*Ø19mm	10
F		Allen Key 4mm	1
G		Wood Button Ø8*20mm	2

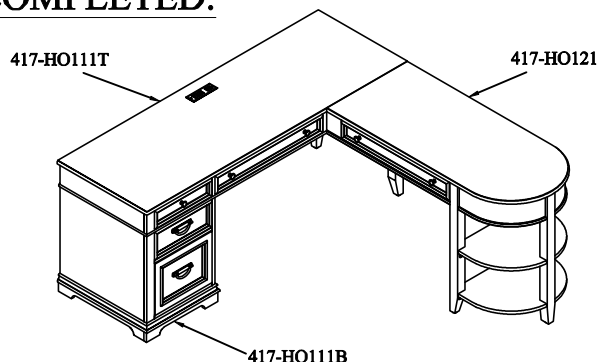
HARDWARE LIST 2 (417-HO111B)

NO	DRAWING	DESCRIPTION	Q'TY
B		Bolt Ø1/4"-20*38mm(L)	4
D		Spring Washer Ø1/4"*Ø13mm	4
E		Flat Washer Ø1/4"*Ø19mm	4
F		Allen Key 4mm	1
J		Wood Button Ø8*30mm	4

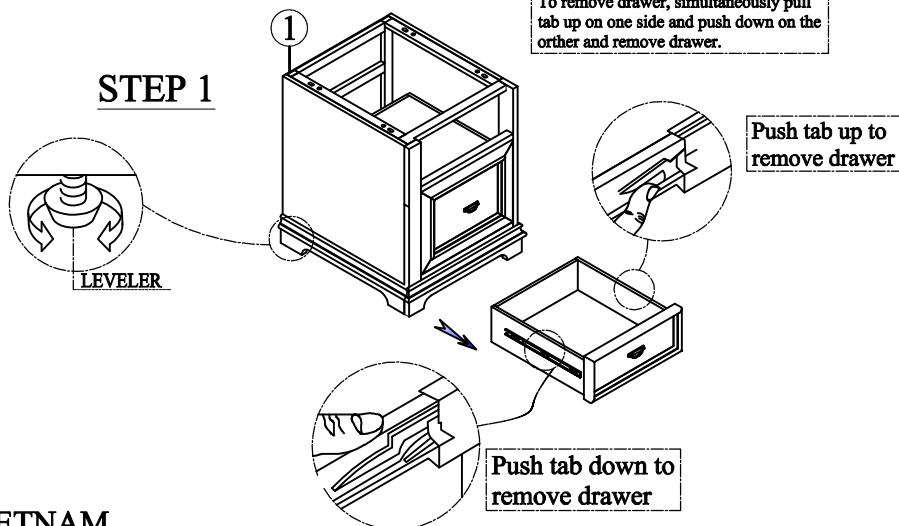
HARDWARE LIST 3 (417-HO111T)

NO	DRAWING	DESCRIPTION	Q'TY
B		Bolt Ø1/4"-20*38mm(L)	4
D		Spring Washer Ø1/4"*Ø13mm	4
E		Flat Washer Ø1/4"*Ø19mm	4
F		Allen Key 4mm	1
H		Screw M4*1-1/4	2
I		Tipping Restraint	1

COMPLETED:



STEP 1



MADE IN VIETNAM



417-HO111T/417-HO121

ASSEMBLY INSTRUCTION

DESCRIPTION: HUTCH/ L WRITING DESK BASE
L WRITING DESK BASE
RIGHT RETURN

STEP 2

STEP 3

STEP 4

STEP 5

STEP 6

STEP 7

LEVELER

MADE IN VIETNAM

Page 2 / 3



Liberty Furniture
INDUSTRIES, INC

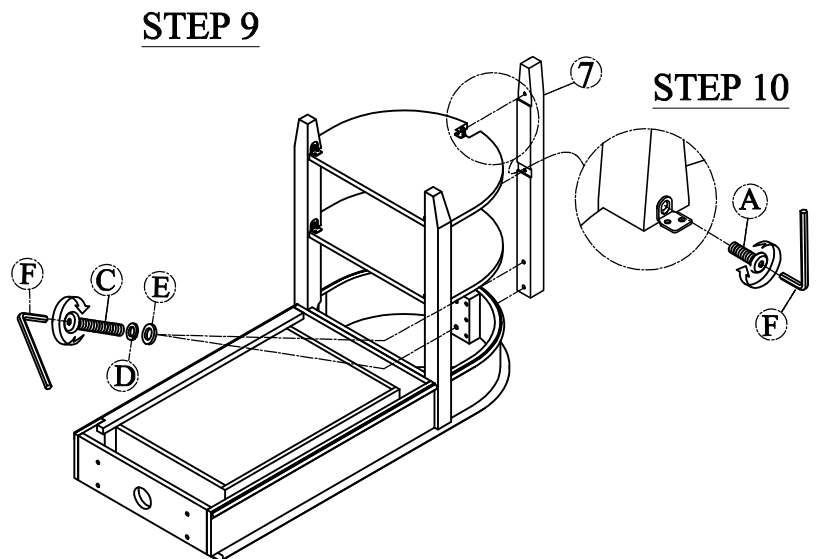
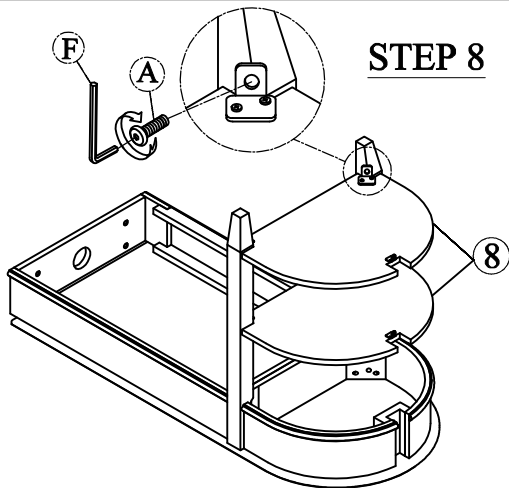
LIBERTY FURNITURE

ASSEMBLY INSTRUCTION

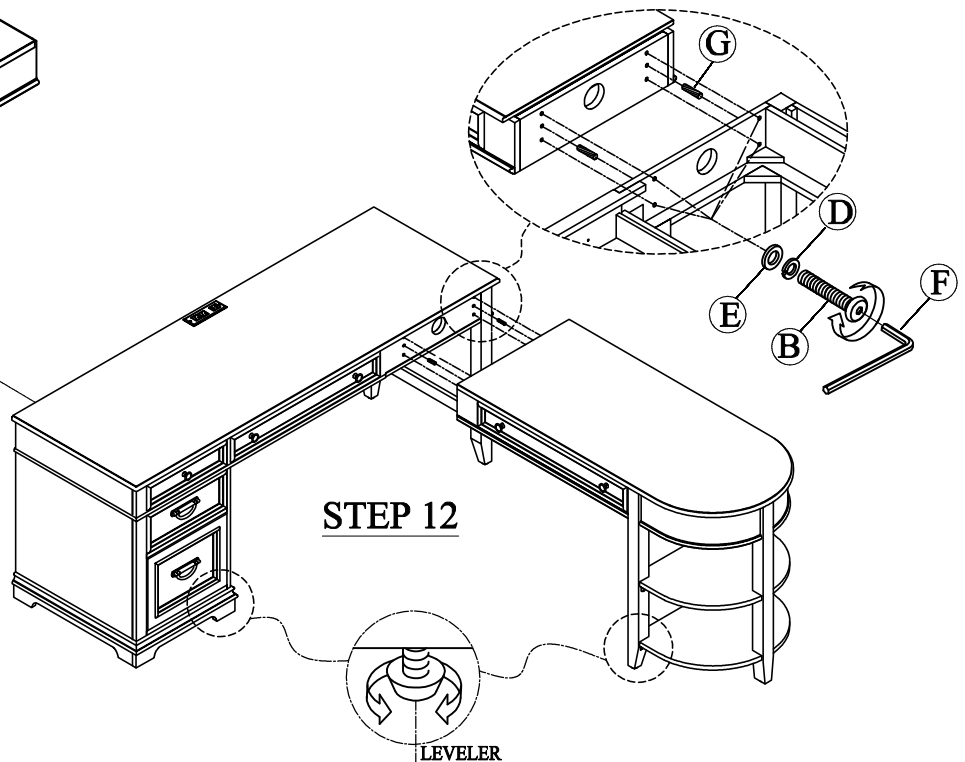
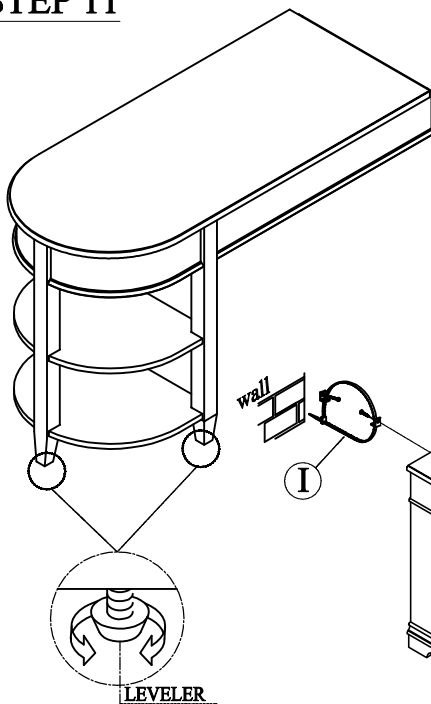
ITEM#: 417-HO111B
417-HO111T/417-HO121

DESCRIPTION: HUTCH/ L WRITING DESK BASE
L WRITING DESK BASE
RIGHT RETURN

Thank you for purchasing this quality product. Be sure to check all packing material carefully for small parts, which may have come loose inside the carton during shipment. Identify and count all parts and compare with the parts list below.



STEP 11



MADE IN VIETNAM

Page 3 / 3