














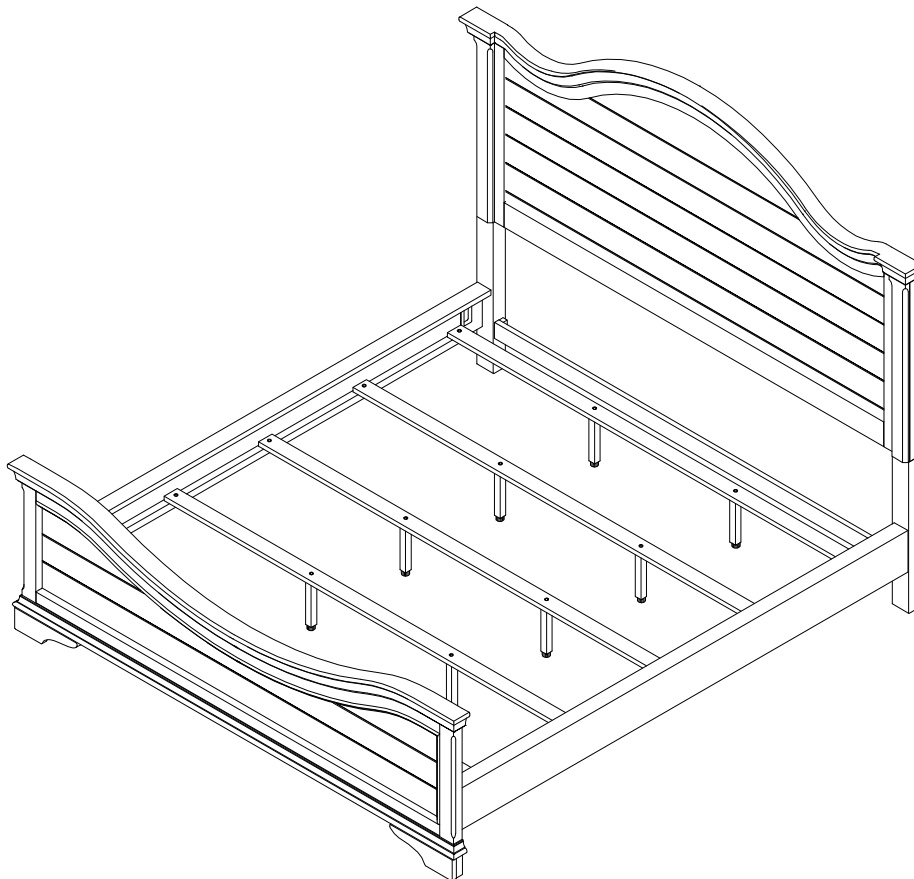
ITEM#: 249-BR15/ BR16/ BR90C

DESCRIPTION: King Arched Panel Headboard/  
Footboard & Cali King Panel Bed Rails

Thank you for purchasing this quality product. Be sure to check all packing material carefully for small Hardware which may have come loose inside the carton during shipment. Identify and count all Hardware and compare with the Hardware List Below.

PART LIST			
No.	Descriptions	Drawing	Qty.
①	Panel Headboard		1 Pc
②	Footboard		1 Pc
③	Slats		5 Pcs
④	Slat support		10Pcs
⑤	Cali King Panel Bed Rail		2 Pcs

FOOTBOARD HARDWARE LIST			
Ⓐ	Screw M4 x 32mm		10 Pcs
BED RAILS HARDWARE LIST			
Ⓑ	Hanger Bolt Ø5/16" x 89mm		8 Pcs
Ⓒ	Hexagon Nut Ø5/16"		8 Pcs
Ⓓ	Spring Washer Ø5/16"		8 Pcs
Ⓔ	Flat Washer Ø5/16" x14mm x2mm		8 Pcs
Ⓕ	Wrench 12mm		1 Pc





ITEM#: 249-BR15/ BR16/ BR90C

DESCRIPTION: King Arched Panel Headboard/  
Footboard & Cali King Panel Bed Rails

Thank you for purchasing this quality product. Be sure to check all packing material carefully for small Hardware which may have come loose inside the carton during shipment. Identify and count all Hardware and compare with the Hardware List Below.

### Assembly Step Rail

