

ECTM30102

30" Electric Cooktop



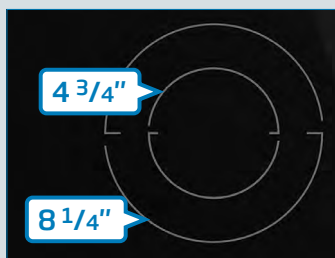
GENERAL PROPERTIES

Size	30"
Finish	Black Tempered Glass
Control Type	Electronic Touch Controls
Control Lock	Yes
Fuel Type	Electric

FEATURES & PERFORMANCE

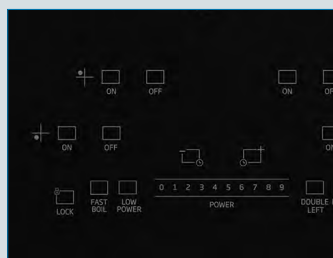
Cooking Levels	19
Zone Configuration	4 Vitroceramic
Front Left	5 1/2" - 1,200 W
Rear Left	Dual 4 3/4" / 8 1/4" - 750 / 2,200 W
Front Right	5 1/2" - 1,200 W
Rear Right	Dual 4 3/4" / 8 1/4" - 750 / 2,200 W
Fast Boil Key (Boost)	Yes
Low Power Key (Keep Warm)	Yes
Residual Heat Indicators	Yes
Independent Zone Timers	Yes

PREMIUM TECHNOLOGY



DUAL ELEMENTS

Choose the size of the element to match the size of the pan for more efficient heating.



RESIDUAL HEAT INDICATOR

Cooktop indicators alert you when the cooking zone is too hot to touch safely.



FAST BOIL KEY

Add a boost of power so you can quickly heat a pan for searing or stir-frying, or boil water fast.

ECTM30102

30" Electric Cooktop



TECHNICAL INFORMATION

Total Power Consumption	6,800 W
Volts / Frequency	240/208 V, 60 Hz
Min. Circuit Breaker Size	40 A
Electrical Connection	Flexible Conduit, 3-Wire or 4-Wire

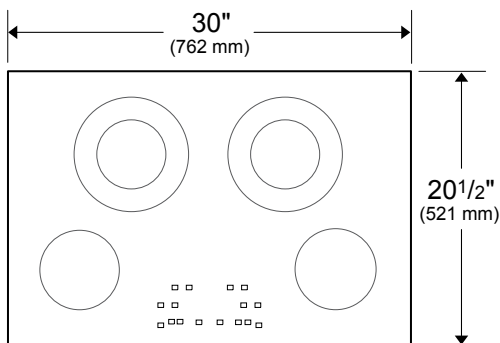
DIMENSIONS & WEIGHT

Product (H x W x D) (in)	3 1/2 x 30 x 20 1/2
Required Cutout Size (W x D) (in)	28 11/16 x 19 19/64
Carton (H x W x D) (in)	8 1/4 x 32 11/16 x 26
Product Weight (lbs)	33.06
Shipping Weight (lbs)	37.48

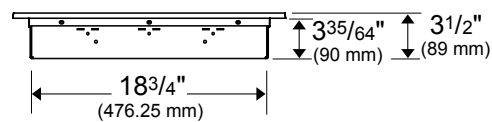
WARRANTY

Entire Appliance	2-Year Full Warranty
------------------	----------------------

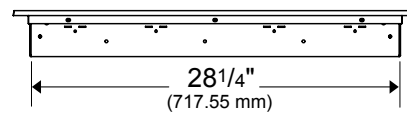
Top View



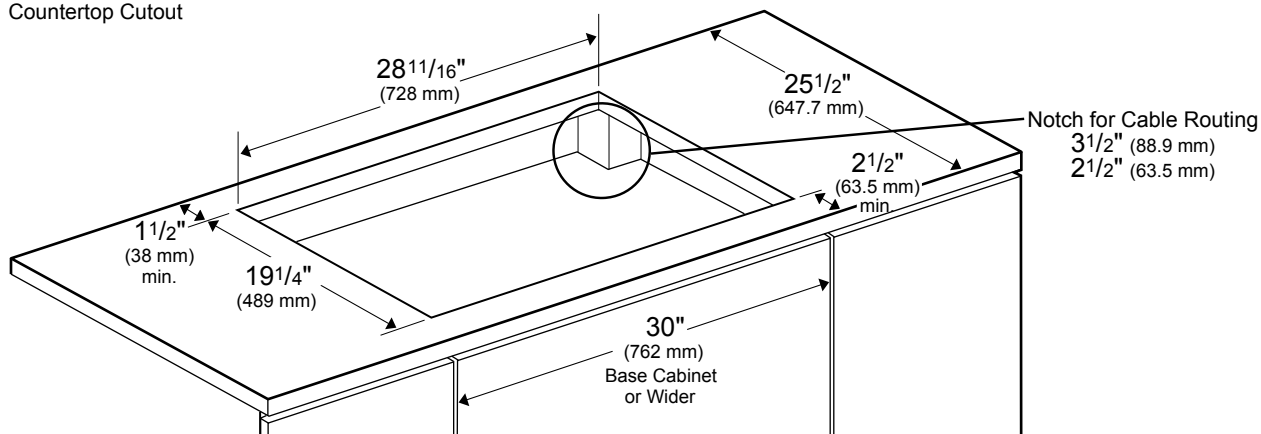
Side View



Front View

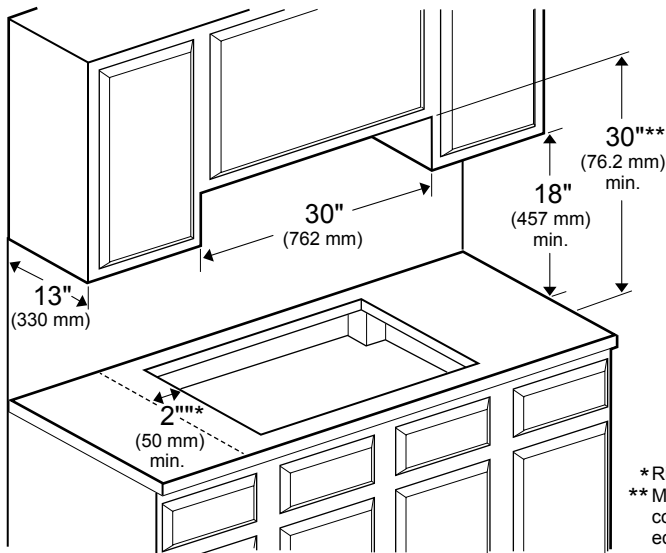


Countertop Cutout



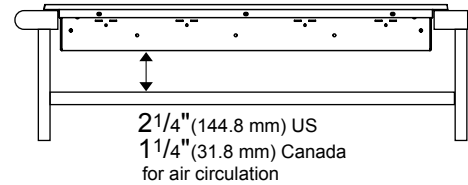
30" Electric Cooktop

Clearances

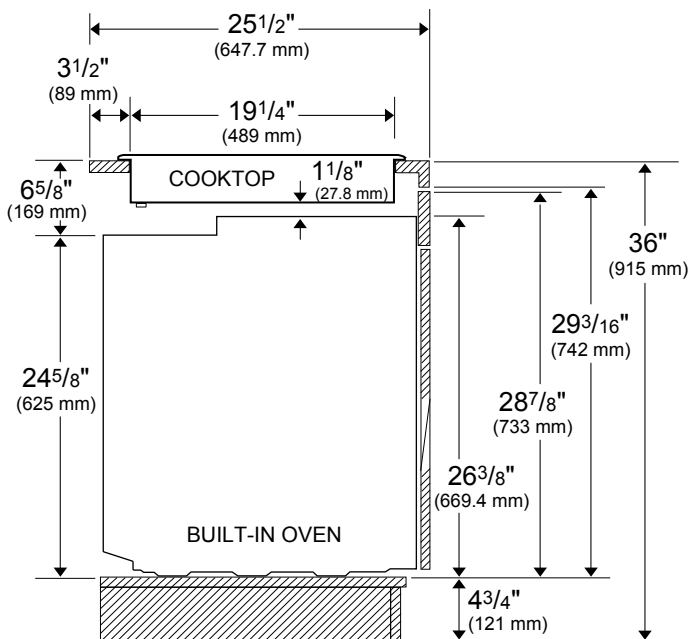


*Right and left sides
 ** Min. clearance between cooktop surface and lower edge of ventilation unit

Front View



Installation Above a Built-in Oven



NOTE TO THE INSTALLER: All height, width, and depth dimensions are shown in inches (as well as metric). Beko U.S., Inc. reserves the absolute and unrestricted right to change product materials and specifications, at any time, without notice. Please visit our website, www.BekoAppliances.com, or call 888.352.2356 to verify the latest specifications with final dimensional data and other details prior to installation and making a cutout. Applicable product limited warranty information may be found in accompanying product materials, or you may contact your account manager for further details. Proper installation is the responsibility of the installer. Product failure due to improper installation is not covered under the Limited Warranty.