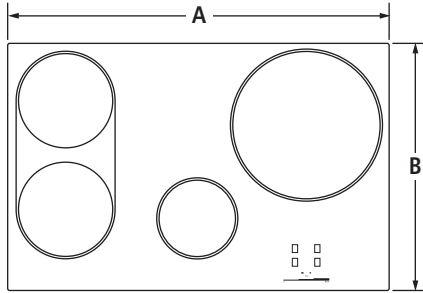


30" INDUCTION COOKTOP

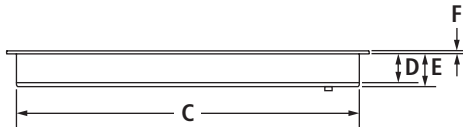
JIC4430X – 30⁵/₁₆" x 4¹/₈" x 21⁵/₁₆"

PRODUCT DIMENSIONS

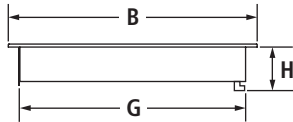


TOP VIEW

MODEL #		JIC4430X	
		in	cm
A	Overall width	30 ⁵ / ₁₆	77.0
B	Overall depth	21 ⁵ / ₁₆	54.1
C	Width of recessed cooktop	29	73.4
D	Height of recessed cooktop	3 ¹ / ₈	8.0
E	Recessed height including front flange	3 ³ / ₈	9.8
F	Height of cooking surface		
	Euro-Style Stainless (including trim)	1 ¹ / ₄	0.6
	Floating Glass	1 ¹ / ₈	0.4
G	Depth of recessed cooktop	18 ⁷ / ₈	47.9
H	Recessed height including electrical conduit	4 ¹ / ₈	10.5



FRONT VIEW



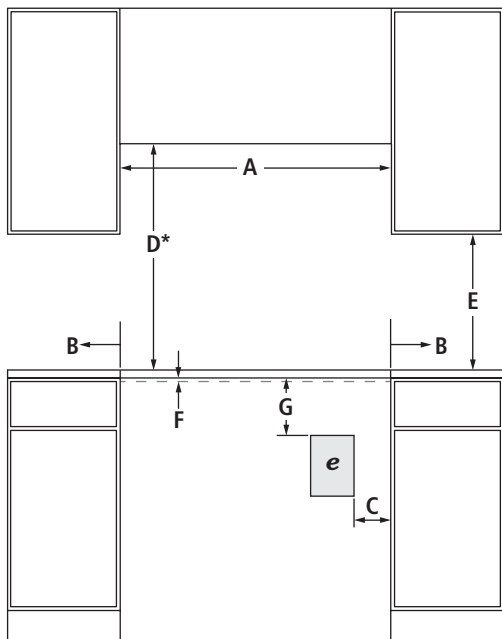
SIDE VIEW

IMPORTANT: Dimensional specifications are provided for planning purposes only. Do not make any cutouts based on this information. Refer to the Installation or Use & Care Guide before selecting cabinetry, verifying electrical/gas connections, making cutouts or beginning installation. All Jenn-Air® appliances are appropriately UL, CUL or CSA approved.

30" INDUCTION COOKTOP

JIC4430X – 30⁵/₁₆" x 4¹/₈" x 21⁵/₁₆"

OPENING/CLEARANCE DIMENSIONS



FRONT VIEW

MODEL #	JIC4430X	
	in	cm
A	Width of combustible area above cooking surface (min.)	29½ 75.0
B	Width from cooktop to fixed wall or other combustible material (min.)	1 2.5
C	Width to outer edge of outlet (min.)	10 25.4
D*	Height to bottom of uncovered wood or metal cabinet above cooking surface (min.)	30 76.2
E	Height to bottom of uncovered wood or metal cabinet (min.)	18 45.7
F	Required height of ventilation opening in front cabinet under countertop for proper ventilation – full width of cooktop	¾ 0.5
G	Height to top edge of outlet (min.)	12 30.5
H	Depth of upper cabinet (recommended)	13 33.0
I	Depth from cutout to wall (min.)	1 2.5
J	Width of cutout	29½ 75.0
K	Depth of cutout	19 ⁵ / ₁₆ 49.0
L	Depth from cutout to front of countertop	2 5.1
e	Recommended electrical access location	

*Dimension can be reduced by 6" (15.2 cm) when bottom of wood or metal cabinet is covered by not less than ¼" (0.6 cm) flame retardant millboard covered with not less than No. 28 MSG sheet metal, 0.015" (0.4 mm) stainless steel, 0.024" (0.6 mm) aluminum or 0.020" (0.5 mm) copper.

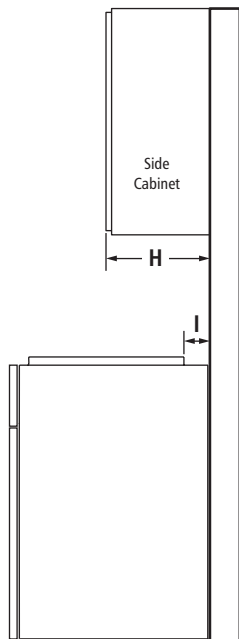
If installing a hood or microwave hood combination above the cooktop, follow the hood or microwave hood combination instructions for dimensional clearances above the cooking surface.

ELECTRICAL REQUIREMENTS

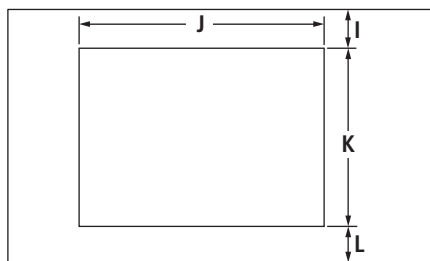
240 volt, 60 Hz, AC only, 40-amp fused, grounded circuit is required. A dedicated circuit is recommended. The length of conduit provided is for serviceability to the cooktop.

LOCATION REQUIREMENTS

- To ensure cooktop base clearance, cabinet side walls need to be wider than the cutout.
- If cabinet has a drawer, allow a 5¹/₈" (13.0 cm) minimum clearance between countertop and top of drawer.



SIDE VIEW



TOP VIEW – CUTOUT

IMPORTANT: Dimensional specifications are provided for planning purposes only.

Do not make any cutouts based on this information. Refer to the Installation or Use & Care Guide before selecting cabinetry, verifying electrical/gas connections, making cutouts or beginning installation. All Jenn-Air® appliances are appropriately UL, CUL or CSA approved.

