

CE152TF/S



FEATURES

Accommodates different pan sizes with two elements and three zones

Controls performance with high-frequency pulsation technology

Revel in a true simmer setting for soups, sauces, and more

Set it super-low for fine chocolate and other delicate foods

Pair our slim 15" width with other Wolf modules for an integrated design

Offers both True Simmer and Melt settings

Cleanup is a snap with the black ceramic glass surface

ACCESSORIES

Filler Strip

Filler Strip for Downdraft

Accessories available through an authorized dealer.

For local dealer information, visit subzero-wolf.com/locator.



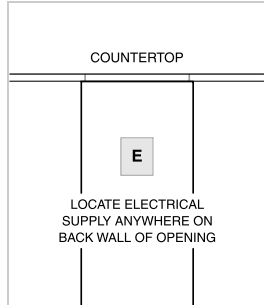
COOKTOP SPECIFICATIONS

- Brushed stainless trim
- Black glass ceramic surface
- True simmer and melt settings
- 1 - 1,200 W element
- 1 - 700/2,200 W element

PRODUCT SPECIFICATIONS

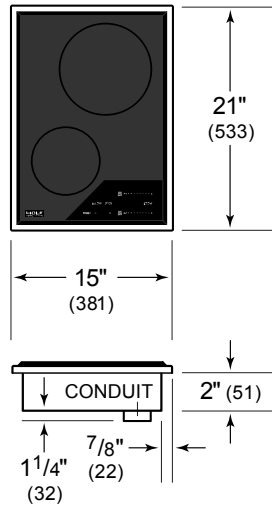
Model	CE152TF/S
Dimensions	15"W x 3 1/2"H x 21"D
Electrical Supply	3-wire, 240 VAC, 60 Hz
Electrical Service	20 amp dedicated circuit
Conduit Length	4 Feet

ELECTRICAL

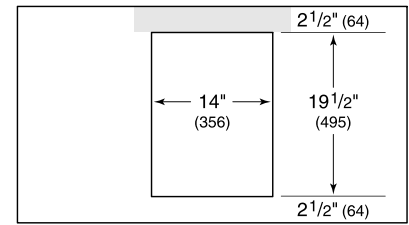


NOTE: Dimensions in parenthesis are in millimeters unless otherwise specified

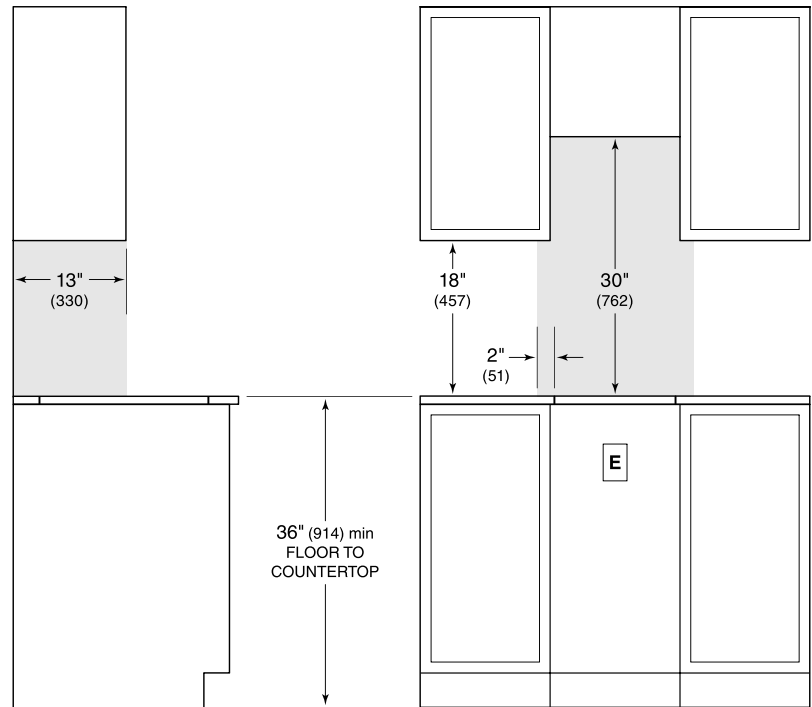
DIMENSIONS



STANDARD INSTALLATION



COUNTERTOP CUT-OUT



SIDE VIEW

FRONT VIEW

NOTE: Shaded area above countertop indicates minimum clearance to combustible surfaces, combustible materials cannot be located within this area.