



Rails Layout Guide

A  X 2
5.5CM Straight

F  X 1
Switched curved female

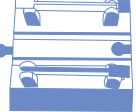
B  X 6
14.5CM Straight

G  X 1
Switched curved male

C  X 10
Small Curved track

H  X 1
Bridge

D  X 4
Big Curved track

I  X 1
Cross

E  X 2
Acending track

