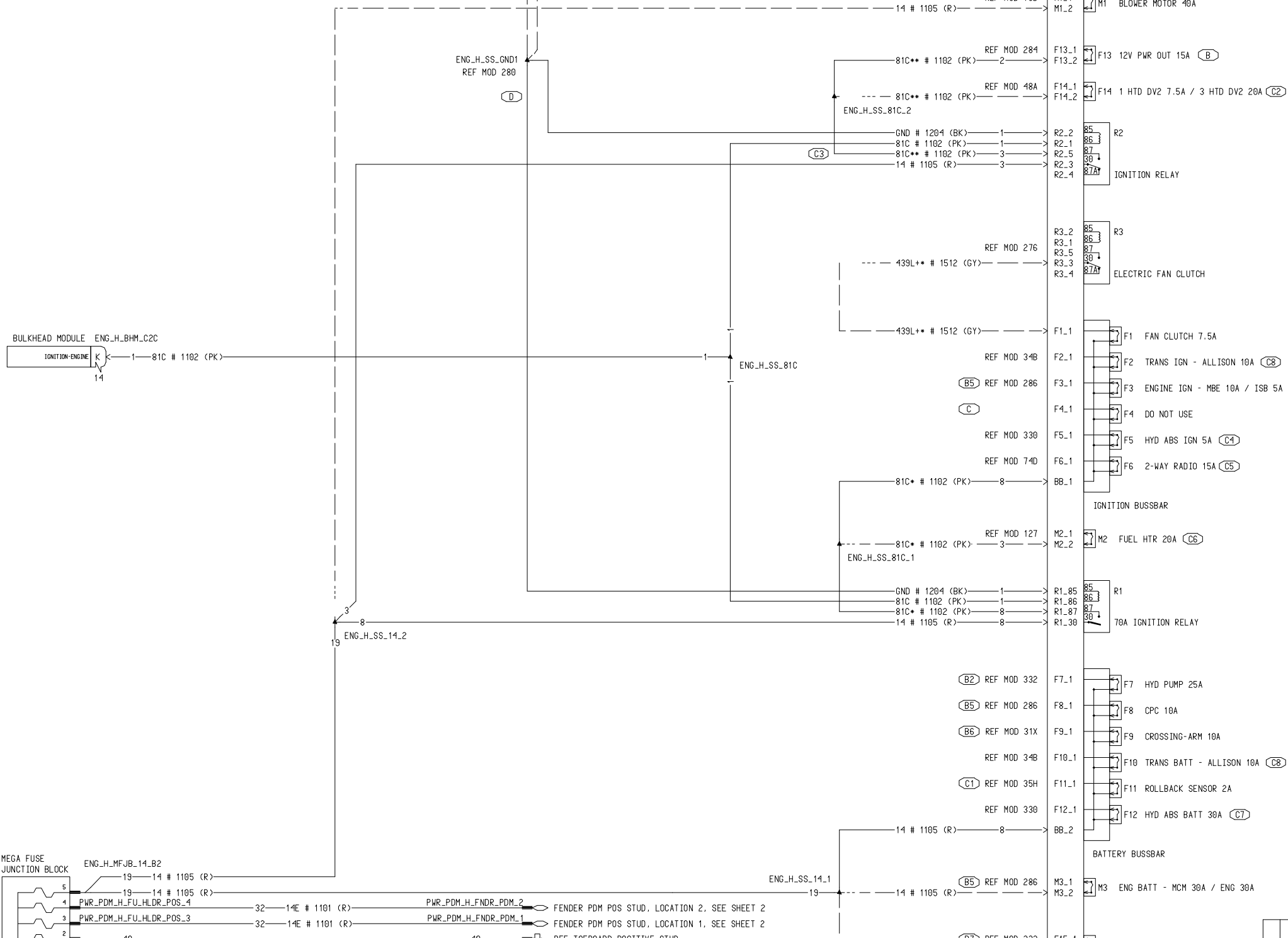


# PWR - CIRCUIT PROTECTION - ENGINE PDM

## ENGINE

JUMPER HARN WILL BE PRESENT ON UNITS TO CONVERT FROM GT 280 SERIES CONNECTOR TO A GT 150/280 MIXED CONNECTOR.

RELEASE NUMBER	ZONE	REVISION DESCRIPTION	BY	DATE	APP
P28629-03	...	INITIAL RELEASE	JPM	07/28/06	JMD
P28629-16	A	ADDED ANG-64620 F ANG-64632 WARM PROPE	AW	07/25/06	JMD
P31641-08	B1	ADDED CURRENT VALUE WAS 10A TO 15A	AW	11/13/06	JMD
	B2	REF MOD WAS 871 TO 332			
	B3	ADDED WIRE 7A			
	B4	CHANGED DOWN C3 P/N			
	B5	REF MOD WAS 283 TO 286			
	B6	REF MOD WAS 31A TO 31E			
	B7	REF MOD WAS 302 TO 322			
P34863-03	C	REV'D ROLLBACK SENSOR REF	NAL	12/14/07	JMD
	C1	REV'D WIRE REF W/ ROLLBACK SENSOR REF			
	C2	HTD FUSE VALUES WERE 1A/10A			
	C3	INCREASED WIRE SIZE FROM MD TO 120A			
	C4	ADDED HYD ABS 10A FUSE REPRESENTATION			
	C5	ADDED 2-WAY RADIO FUSE REPRESENTATION			
	C6	FUSE VALUE WAS 40A			
	C7	ADDED WIRE ANG BATT FUSE REPRESENTATION			
	C8	REV'D WIRE ANG AND WIRE TERMIN USE (SPRINT)			
P26128-02	D	ADDED THE FOLLOWING WARM PROPE	NAL	07/27/08	EPF
		TO CIRCUIT END: ANG-64620-L			
		ANG-64632-L,ANG-64633-L,ANG-64634-L			

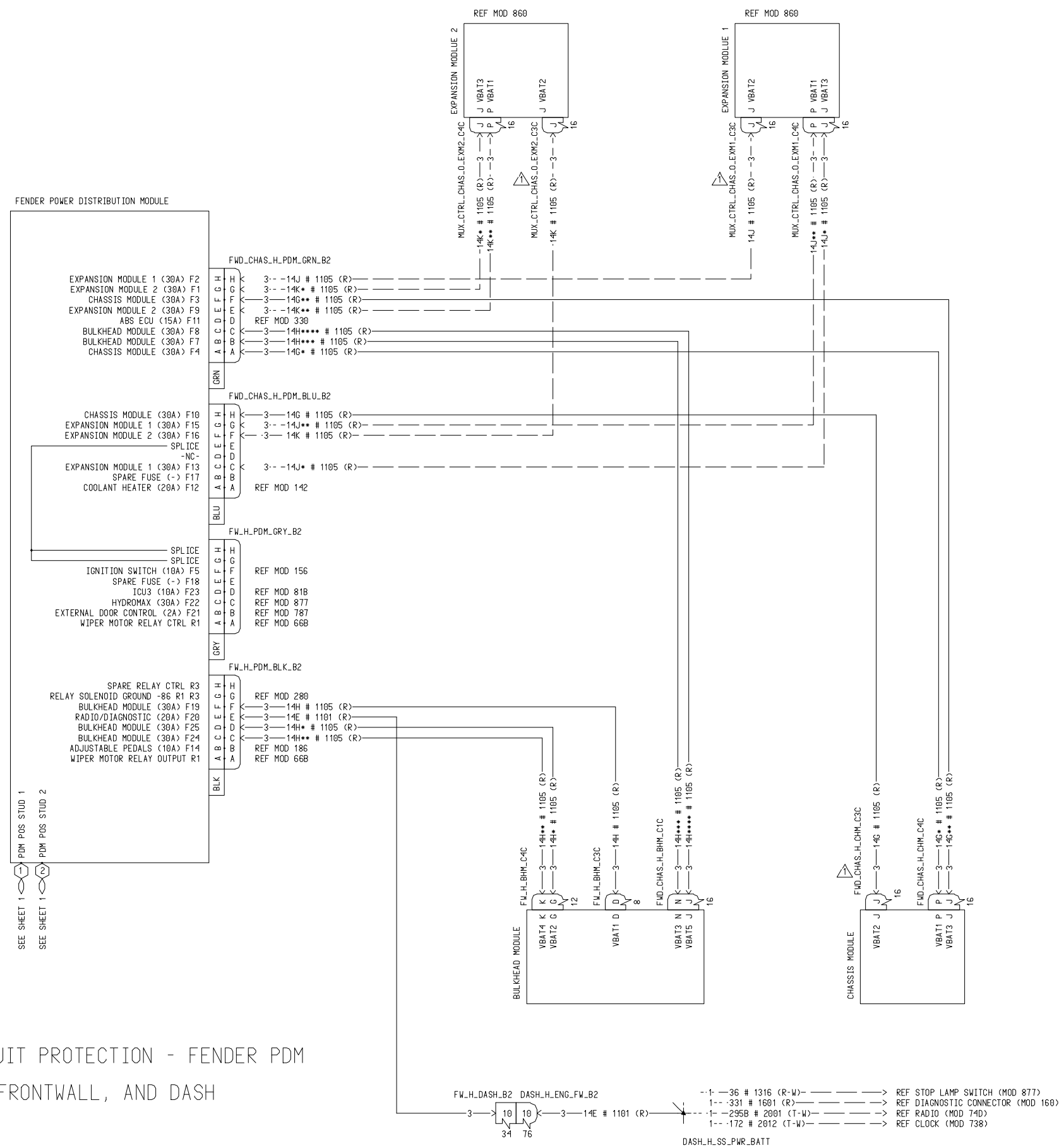


WIRE SIZE SHOWN IN mm	
METRIC mm <sup>2</sup>	AWG/GA
0.5	20
0.8	18
1	16
2	14
3	12
5	10
8	8
13	6
19	4
32	2
40	1
50	0
62	2/0

<b>FREIGHTLINER</b> LLC	
THE INFORMATION CONTAINED HEREIN IS PROPRIETARY DATA AND IS NOT TO BE DISSEMINATED OR DISCLOSED, IN WHOLE OR IN PART, FOR ANY PURPOSE OTHER THAN THAT FOR WHICH IT IS SUBMITTED, EXCEPT AS AUTHORIZED IN WRITING BY FREIGHTLINER CORPORATION.	
DATE: 07/28/06	UNLESS OTHERWISE NOTED, DIMENSIONS TO APPLICABLE Y.M.S. 1919, WITH EXCEPTIONS FOR FREIGHTLINER DIMENSION 4-17.
CHECKED BY: J. DEBEZAN	DATE: 07/28/06
APPROVED BY: J. DEBEZAN	DATE: 07/28/06
DESCRIPTION: WRG-PWR,PDM07,B2	REVISION LETTER: D
SUPPLEMENTARY DESCRIPTION: 286B4 B2 2007	DATE: 07/28/06
ITEM NUMBER: G06-63504-000	REVISION NUMBER: B2 2007
DESCRIPTION: WRG-PWR,PDM07,B2	REVISION LETTER: D
DATE: 07/28/06	DATE: 07/28/06
DATE: 07/28/06	DATE: 07/28/06
DATE: 07/28/06	DATE: 07/28/06
DATE: 07/28/06	DATE: 07/28/06

FILE PATH = \$STL/ATL/ATA/Product/FCC/air-req-Eng/eng-06-63504.D.FCC.PUB.PDM07.B2 sheet 1  
DWG FILE LOC #DWG MONITOR  
LAST FILE = Mon, Mar 31 15:05:10 2008  
PLOT DATE = Mon, Mar 31, 2008 - 3:53:30 pm

RELEASE NUMBER	DATE	ZONE	REVISION DESCRIPTION	BY	DATE	APP
P26629-03	---	---	INITIAL RELEASE	JPM	07/28/06	JMD
P26629-16	A	---	SEE SHEET 1	AJD	07/28/06	JMD
P26641-08	B	---	SEE SHEET 1	AJD	11/13/06	JMD
P24863-03	C	---	SEE SHEET 1	NAL	02/19/07	JMD
P26129-92	D	---	SEE SHEET 1	NAL	03/21/08	EPR



WIRE SIZE	AWG/GA
0.5	20
0.8	18
1	16
2	14
3	12
5	10
8	8
13	6
19	4
32	2
40	1
50	0
62	2/0

PWR - CIRCUIT PROTECTION - FENDER PDM  
CHASSIS, FRONTWALL, AND DASH

**FREIGHTLINER**  
LLC

THE INFORMATION CONTAINED HEREIN IS PROPRIETARY DATA, AND IS NOT FOR DISSEMINATION OR DISCLOSURE, IN WHOLE OR IN PART, FOR ANY PURPOSE OTHER THAN THAT FOR WHICH IT IS SUBMITTED, EXCEPT AS AUTHORIZED IN WRITING BY FREIGHTLINER CORPORATION.

DATE:	07/28/06	BY:	J. DEHEZA
CHECKED BY:	J. DEHEZA	DATE:	07/28/06
APPROVED BY:	J. DEHEZA	DATE:	07/28/06

RESPONSIBLE ENGINEER: J. DEHEZA  
RESPONSIBLE WFS ENGR: J. DEHEZA

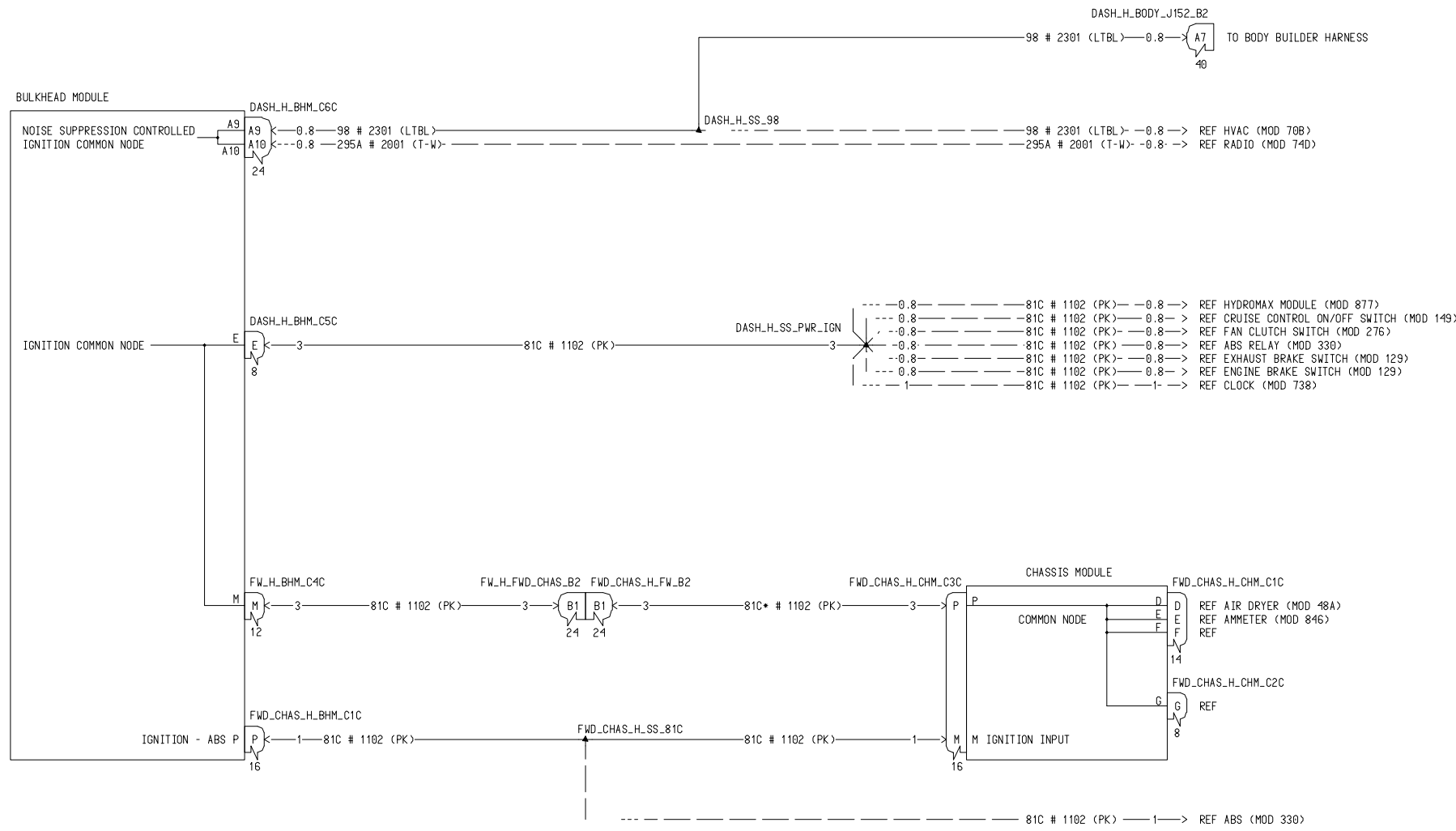
ITEM NUMBER: G06-63504-000  
DESCRIPTION: WRG-PWR\_PDM07\_B2

SUPPLEMENTARY DESCRIPTION: B2 2007

REVISION LETTER: D  
DRAWING NUMBER: G06-63504  
REVISION NUMBER: 2 OF 3

FILE PATH = \$STL/PL/4646/Product/FCC/41-4646-01/eng/wfs/B2007/B2/FCC/PWR\_PDM07\_B2\_echad.ic  
DWG FILE LOC: PWR\_MONITOR  
LAST FILE = Mon, Mar 31 15:44:06 2008  
PLOT DATE = Mon, Mar 31, 2008 3:53:05 pm

RELEASE NUMBER	REV	ZONE	REVISION DESCRIPTION	BY	DATE	APP
P26829-03	--	--	INITIAL RELEASE	JPM	01/28/06	JMD
P26829-16	A	--	SEE SHEET 1	AJD	02/26/06	JMD
P26841-08	B	--	SEE SHEET 1	AJD	11/16/06	JMD
P26863-03	C	--	SEE SHEET 1	NLL	12/19/07	JMD
P26129-02	D	--	SEE SHEET 1	NLL	03/21/08	EPR



WIRE SIZE		SHOWN IN mm <sup>2</sup>	
METRIC	AWG/GA	METRIC	AWG/GA
0.5	20	1	16
0.8	18	2	14
1	16	3	12
2	14	5	10
3	12	8	8
5	10	13	6
8	8	19	4
13	6	32	2
19	4	40	1
32	2	50	0
40	1	62	2/0

PWR - CIRCUIT PROTECTION - IGNITION SIGNAL  
CHASSIS, FRONTWALL, AND DASH

<b>ITEM NUMBER:</b> G06-63504-000 <b>DESCRIPTION:</b> WRG-PWR,PDM07,B2		<b>REVISION LETTER:</b> D <b>DATE:</b> 07/28/06	
<small>THE INFORMATION CONTAINED HEREIN IS PROPRIETARY DATA AND IS NOT TO BE DISSEMINATED OR DISCLOSED, IN WHOLE OR IN PART, FOR ANY PURPOSE OTHER THAN THAT FOR WHICH IT IS SUBMITTED, EXCEPT AS AUTHORIZED IN WRITING BY FREIGHTLINER CORPORATION.</small>			
<b>DATE:</b> 07/28/06 <b>BY:</b> J. DEBEZAS	<b>DATE:</b> 07/28/06 <b>BY:</b> J. DEBEZAS	<b>DATE:</b> 07/28/06 <b>BY:</b> J. DEBEZAS	<b>DATE:</b> 07/28/06 <b>BY:</b> J. DEBEZAS
<b>APPROVED BY:</b> J. DEBEZAS <b>DATE:</b> 07/28/06		<b>RESPONSIBLE MFG. ENGR:</b> MM <b>DATE:</b> 07/28/06	
<b>DESCRIPTION:</b> WRG-PWR,PDM07,B2 <b>REV:</b> B2 2007		<b>REV. NUMBER:</b> 3 OF 3	

FILE PATH = \$STL/PL/444/Products/FCC/FCC/air/eng/01/eng/mar/0506-63504.D.FCC.PWR.PDM07.B2  
DWG FILE LOC #01X MONITOR

LAST FILE = Mon, Mar 31 16:57:27 2008  
PLOT DATE = Mon, Mar 31, 2008 - 3:58:38 pm