








Click the  icon to access videos and reading assignments.

DONE V	<b>1. Daily 10/4 – develop your lead generation habit</b>	
<input type="checkbox"/>	Complete your Daily 10/4 daily!	
<input type="checkbox"/>	Write notes on the homes you previewed and bring to class to share	
<input type="checkbox"/>	Report out – be prepared to share your Daily 10/4 results in class	
<input type="checkbox"/>	Bring a supply of notecards, business cards, and stamps for handwritten notes	
DONE V	<b>2. Extend your learning</b>	
<input type="checkbox"/>	Practice scripts with a partner	
DONE V	<b>3. Gather your tools</b>	
<input type="checkbox"/>	Create a list of names to call in Power Session 6 Real-Play and bring to class	
<input type="checkbox"/>	Download “Prepare for Your Open Home” checklist for sellers	
DONE V	<b>4. Work the listing</b>	
<input type="checkbox"/>	Read: <i>KWLS Syndication</i>	
<input type="checkbox"/>	Read: <i>Create or Enter a Listing In the KWLS</i>	
<input type="checkbox"/>	Read: <i>Create a Greensheet When Your Listing Is In the KWLS</i>	
<input type="checkbox"/>	Watch: <i>Staging the Home</i> 3-video series (33:28 mins)	  
DONE V	<b>5. Follow up – with previous Power Session</b>	
<input type="checkbox"/>	Complete activities from the Action Plan in the previous Power Session	

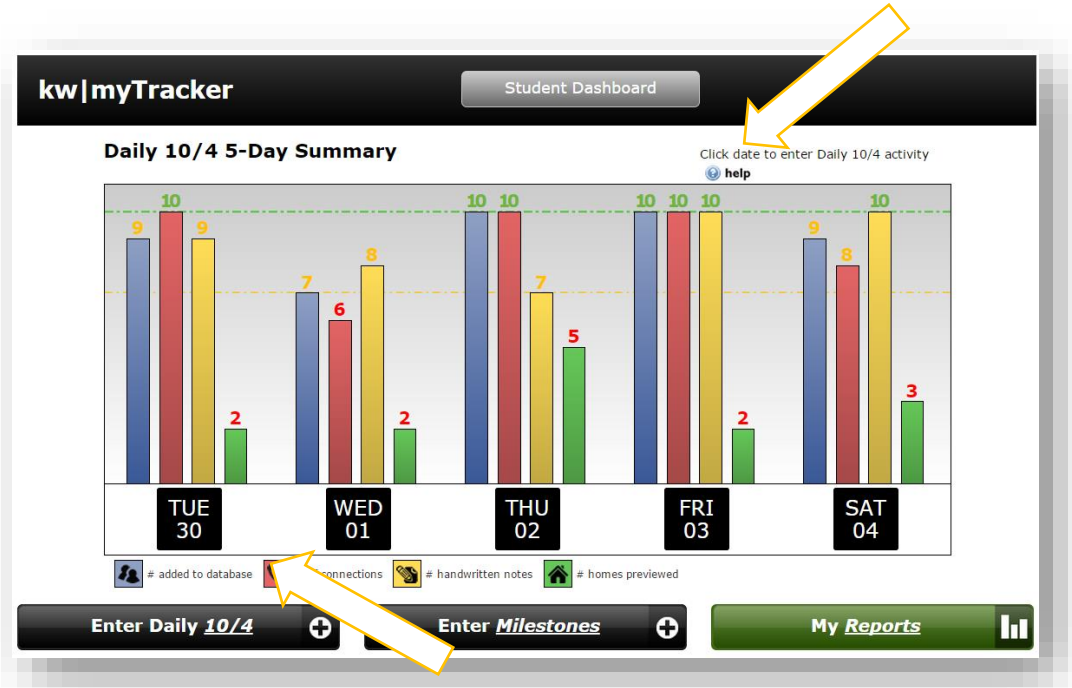
\*Access videos from [KWConnect.com](http://KWConnect.com), Ignite. Need help? Contact your Technology Coordinator or Tech Ambassador in your Market Center, or email [support@kw.com](mailto:support@kw.com).



# Instructions for myTracker

Using your smartphone, tablet, or laptop, go to Daily104.com (or [www.Daily104.com](http://www.Daily104.com)). You will be asked to sign in with your kw.com login if you're not already signed in.

Read the instructions on how to use myTracker by clicking on "help" on myTracker (see arrow).



Click on "Enter Daily 10/4" in the lower left corner and enter your activities for the day.

The screenshot shows the 'Enter Daily 10/4 for 07/18/2015' form. It includes a 'Change Date' button and four activity categories, each with a progress bar and a star icon:

- 1. Add 10 to database: 0 stars, progress bar at 0.
- 2. Make 10 connections: 0 stars, progress bar at 0.
- 3. Write 10 notes: 0 stars, progress bar at 0.
- 4. Preview 10 homes/week: 0 stars, progress bar at 0.

At the bottom, there is a 'Save' button and a link: 'Also want to Enter Milestones?'.

