

Graphic Organizer

Frayer Square Chart

NAME: _____

DATE: _____

Instructions: Choose a new word to analyze. Write it in the middle box. Then write the definition of the word, main facts or characteristics, examples, and non-examples in the spaces provided.

Definition	Facts/Characteristics
Examples	Non-Examples

Word

For more downloadable resources and lessons, visit [hmhco.com/free-resources](https://www.hmhco.com/free-resources)

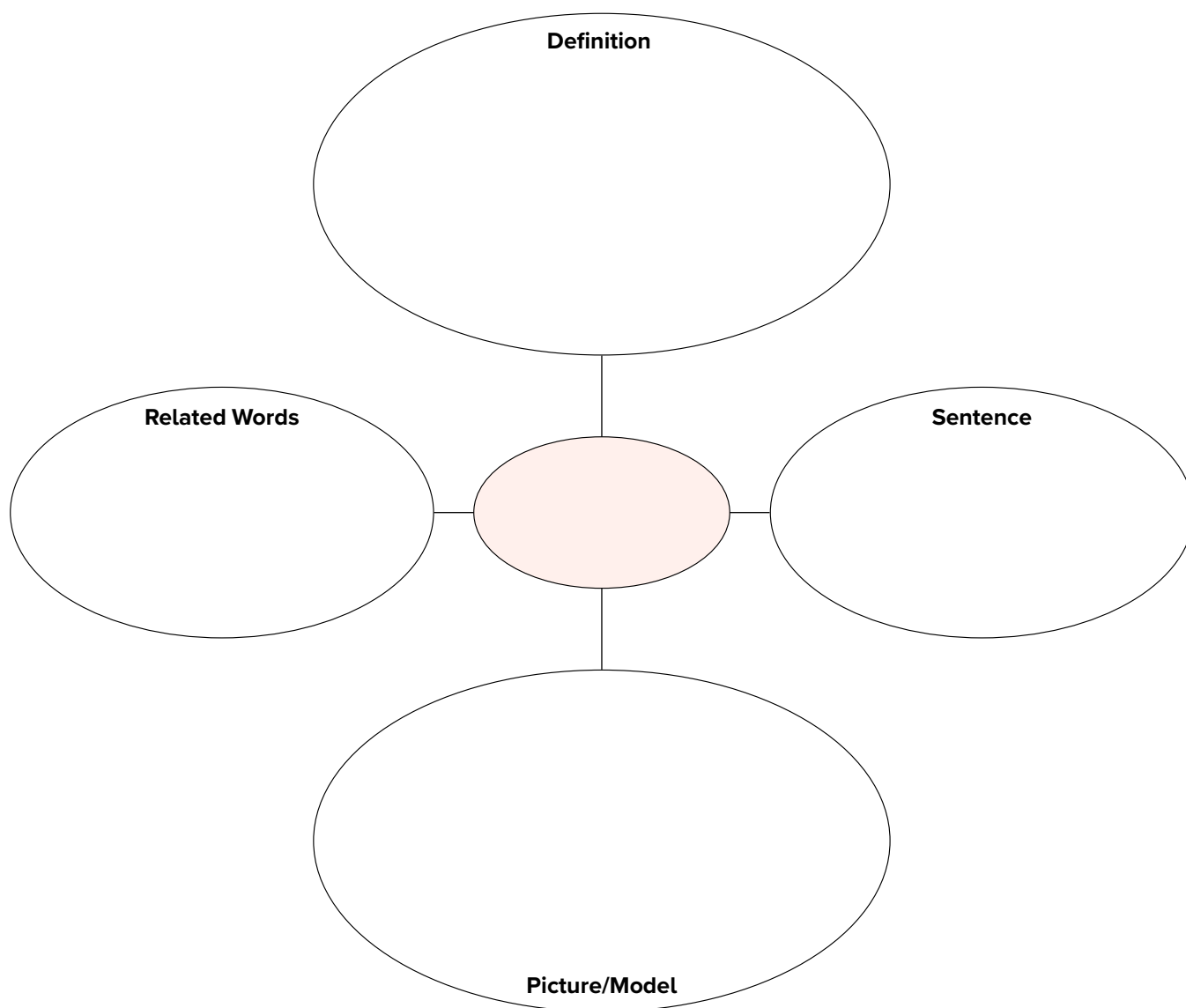
Graphic Organizer

Word Map

NAME: _____

DATE: _____

Instructions: Write a vocabulary word in the center circle. Add a definition, sentence, model, and related words in the corresponding circles.



For more downloadable resources and lessons, visit [hmhco.com/free-resources](https://www.hmhco.com/free-resources)

Graphic Organizer

Problem-Solving Frame

NAME: _____

DATE: _____

Instructions: Use this frame to solve your problem. Complete each section.

<p>What I Know</p>	<p>What I Need to Find</p>
<p>My Plan</p>	
<p>Solve</p>	
<p>Check</p>	
<p>My Answer</p>	

For more downloadable resources and lessons, visit [hmhco.com/free-resources](https://www.hmhco.com/free-resources)

Graphic Organizer

Flow Chart

NAME: _____

DATE: _____

Instructions: Write the problem at the top. List each step for solving the problem in order.

Problem:



For more downloadable resources and lessons, visit [hmhco.com/free-resources](https://www.hmhco.com/free-resources)

Graphic Organizer

T-Chart

NAME: _____

DATE: _____

Instructions: Label each column. Add details to compare.

--	--

For more downloadable resources and lessons, visit [hmhco.com/free-resources](https://www.hmhco.com/free-resources)

Graphic Organizer

RACE Organizer

NAME: _____

DATE: _____

Instructions: Add details to each section.

<p style="text-align: center;">R</p> <p style="text-align: center;">Restate the question.</p>	
<p style="text-align: center;">A</p> <p style="text-align: center;">Answer the question.</p>	
<p style="text-align: center;">C</p> <p style="text-align: center;">Cite evidence to support your answer.</p>	
<p style="text-align: center;">E</p> <p style="text-align: center;">Explain your answer.</p>	

For more downloadable resources and lessons, visit [hmhco.com/free-resources](https://www.hmhco.com/free-resources)

Graphic Organizer

Three-Column Organizer

NAME: _____

DATE: _____

Instructions: Add details to each column.

Topic		
My Solution	How I Solved It	My Reasoning

For more downloadable resources and lessons, visit [hmhco.com/free-resources](https://www.hmhco.com/free-resources)

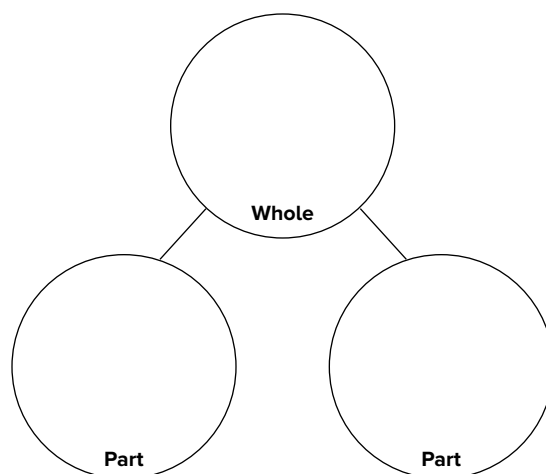
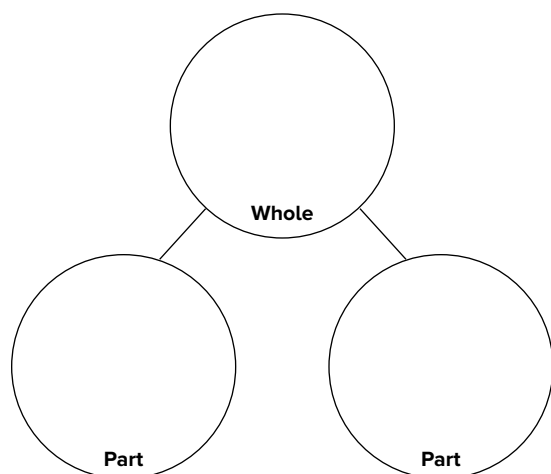
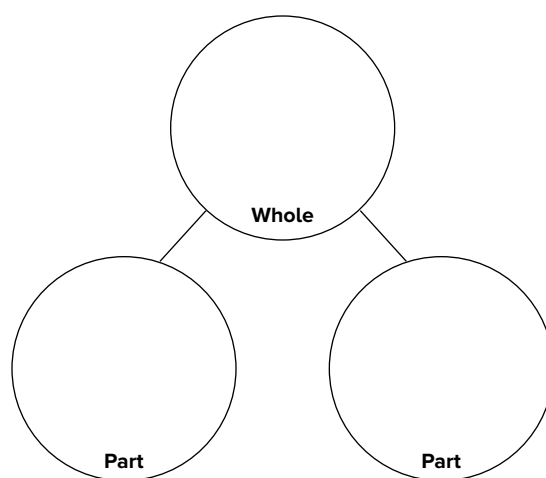
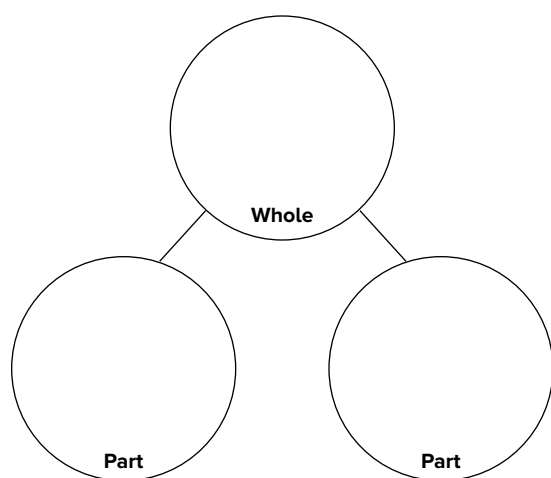
Graphic Organizer

Part-Part-Whole Diagram

NAME: _____

DATE: _____

Instructions: Write two parts that go together in the small circles. Write the total in the big circle.



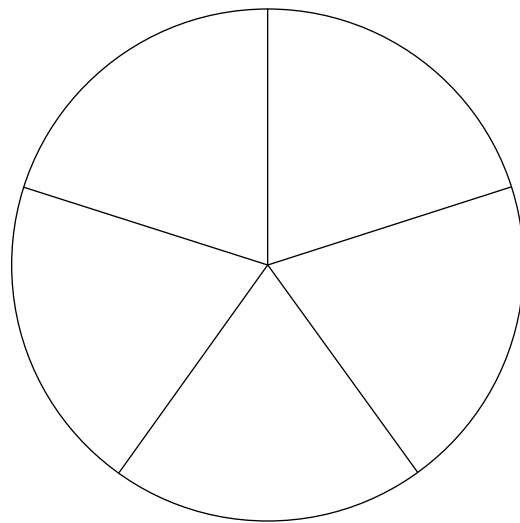
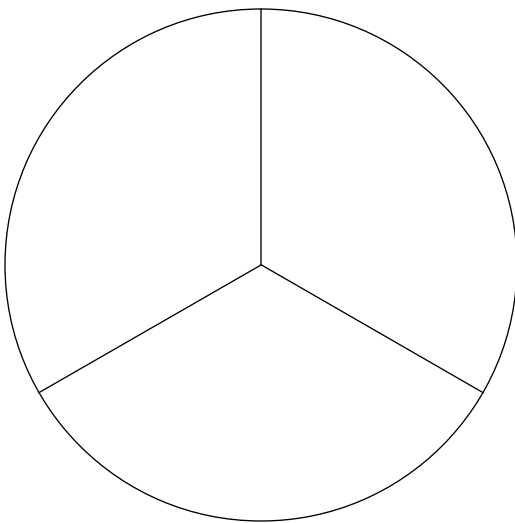
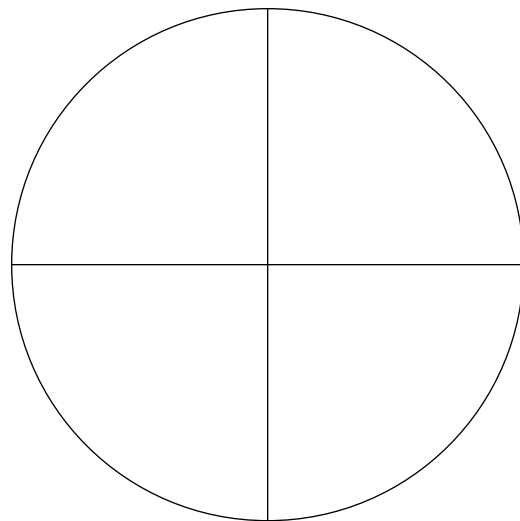

For more downloadable resources and lessons, visit [hmhco.com/free-resources](https://www.hmhco.com/free-resources)

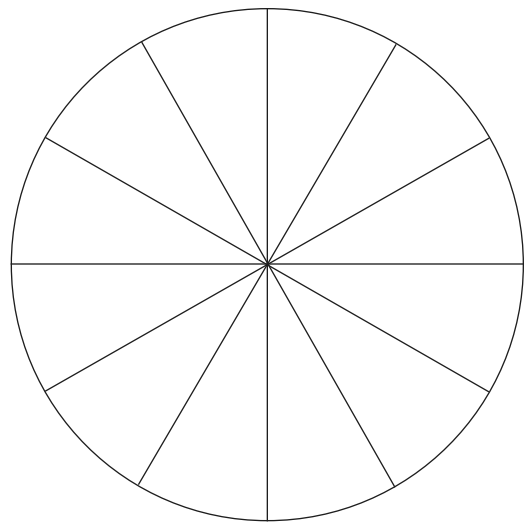
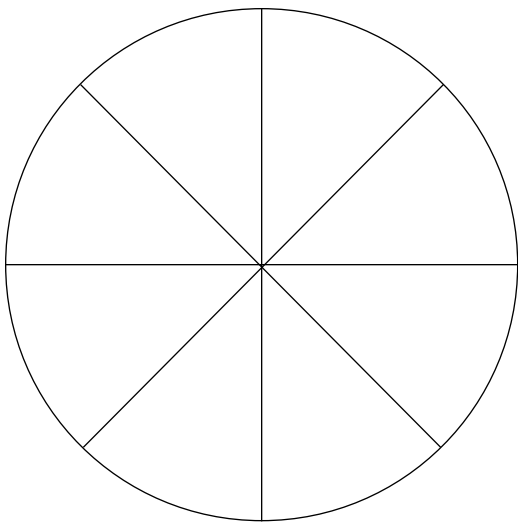
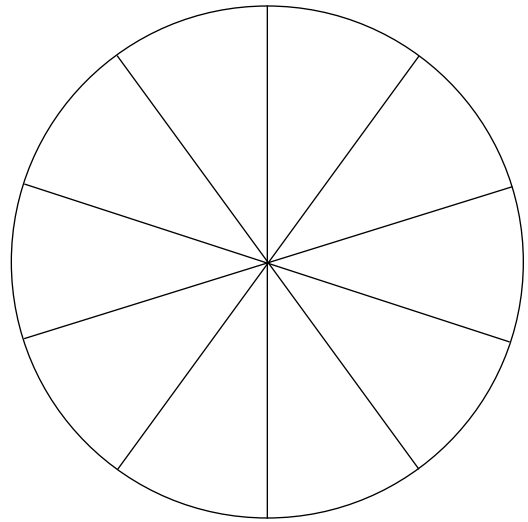
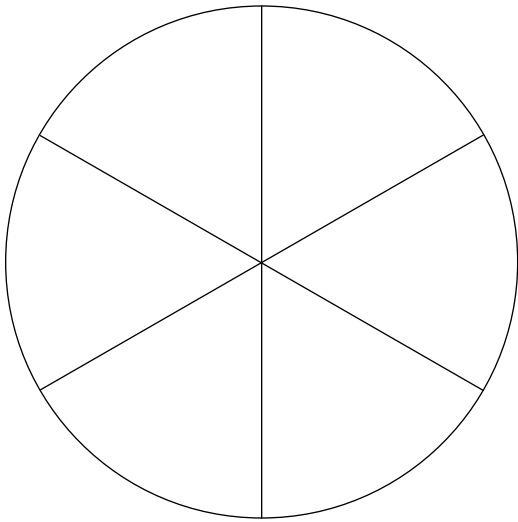
Graphic Organizer





Pie Models

NAME: _____

DATE: _____







For more downloadable resources and lessons, visit [**hnhco.com/free-resources**](https://www.hmhco.com/free-resources)