HANDS-ON ACTIVITY

Glaciers on the Move

From *HMH Into Science®*



In some areas of the world, the environment is cold enough for huge sheets of ice to form and stay frozen all year round. These large ice sheets are called glaciers. Glaciers flow like very slow-moving rivers of ice. Imagine what might happen to the land underneath a large glacier.

Form a question What question do you have about glaciers?

Did you know?

One of the largest glaciers on Earth is about 97 km (60 mi) wide and 435 km (270 mi) long.

© Houghton Mifflin Harcourt Publishing Company • Image Credits: ©R. Duran/Moment/Getty Images

HMH® is a registered trademark of HMH Education Company. © HMH Education Company. All rights reserved. 11/26 WF302020_c1of2

POSSIBLE MATERIALS

- ☐ ice in plastic cup
- ☐ spoonful of sand
- ☐ spoonful of gravel
- ☐ spoonful of dirt
- ☐ water
- ☐ piece of cardboard
- ☐ large ball of clay
- ☐ wooden block



STEP 1 **Investigate your question** Flatten the clay to cover the piece of cardboard and then sprinkle sand on top. Place the wooden block under one end of the cardboard to create a slope. Remove the piece of ice from the cup, and place it on the higher end of the cardboard. Using one hand, slowly push your "glacier" down the incline.

STEP 2 Record your observations on a separate sheet of paper. Repeat the process twice more, recording your observations.

Identify the **evidence** that supports your **claim** about the factors that affect the rate in which Earth's surface changes. Explain your **reasoning**.

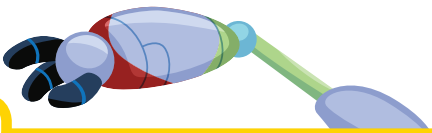

Making Sense

How does understanding how glaciers change Earth's surface help you understand the factors that affect the rate of change on Earth's surface?

© Houghton Mifflin Harcourt Publishing Company • Image Credits: ©Houghton Mifflin Harcourt

HMH® is a registered trademark of HMH Education Company. © HMH Education Company. All rights reserved. 11/26 WF302020_c2of2