

*Room 8-Ms. Sue*  
*Kindergarten Homework*



*Due*

*Tuesday, 10/31/2017*

*Spelling Test is on Monday*

# Spelling Test # 6



\*Spelling test will be given on Monday/Tuesday, \_\_\_\_\_

- Day # 1 Read each word and draw a line from scrambled word to unscrambled word.
- Day # 2 Read each word and write it on a separate piece of paper.
- Day # 3 Read each word and take a practice test.
- Day # 4 Write any words you got wrong on the practice test 3 times.

## short vowel sounds – mix 1

- |     |     |     |
|-----|-----|-----|
| 1.  | nap | wbe |
| 2.  | dam | xis |
| 3.  | leg | poc |
| 4.  | web | mad |
| 5.  | six | mdu |
| 6.  | kit | fxo |
| 7.  | cop | tuh |
| 8.  | fox | pna |
| 9.  | mud | kti |
| 10. | hut | gle |

# A Super Story!




Date	Name of the Book	Parent's Signature

\*Kindergarteners are required to read for 20 minutes a day.\*


NAME \_\_\_\_\_

Say the name of each picture. Write the missing short vowel sound.


a i o




f \_ x




c \_ t




p \_ n




t \_ p




b \_ t



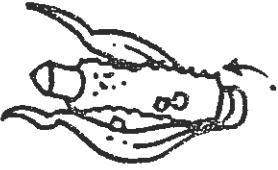
p \_ t




b \_ g




p \_ p




c \_ b




p \_ n



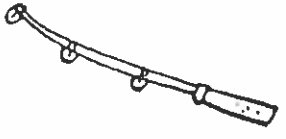
m \_ p




l \_ p



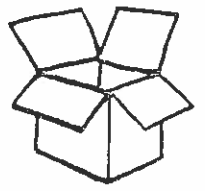
m \_ t



r \_ d



h \_ m




b \_ x

NAME \_\_\_\_\_


Short Vowel a i o u: Reinforcement

Say the name of each picture. Write the missing sounds.


a i o u




\_\_\_\_\_ t \_\_\_\_\_




\_\_\_\_\_




\_\_\_\_\_ s \_\_\_\_\_




p \_\_\_\_\_




\_\_\_\_\_



h \_\_\_\_\_




\_\_\_\_\_




h \_\_\_\_\_




\_\_\_\_\_ d \_\_\_\_\_




\_\_\_\_\_ n \_\_\_\_\_




\_\_\_\_\_ t \_\_\_\_\_




\_\_\_\_\_




\_\_\_\_\_ g \_\_\_\_\_



z \_\_\_\_\_



\_\_\_\_\_ g \_\_\_\_\_




p \_\_\_\_\_

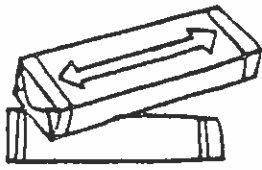
NAME \_\_\_\_\_

Say the name of each picture. Write the missing sounds.


a e i o u




h \_ n




g \_ m




p \_ g



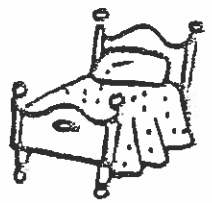
w \_ ll




p \_ n



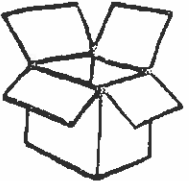
j \_ t




b \_ d




w \_ b




b \_ x




b \_ ll




n \_ t




l \_ g




f \_ n



m \_ n



t \_ n



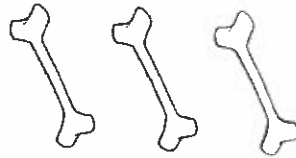
\_ g g

Name: \_\_\_\_\_ Date: \_\_\_\_\_

## Count All of Those Bones!

Directions: Cross out bones to show the problem. Then, answer the questions.

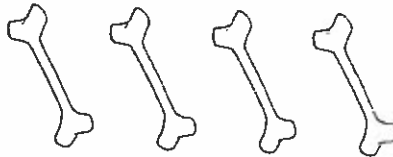
1 The dog has 3 bones.



He ate 2 bones.

How many bones are left? \_\_\_\_\_

2 The dog has 4 bones.



He ate 2 bones.

How many bones are left? \_\_\_\_\_

3 The dog has 5 bones.



He ate 3 bones.

How many bones are left? \_\_\_\_\_

Lesson 4 Addition (2 digit)

Add.

$$\begin{array}{r} 45 \\ +32 \\ \hline 77 \end{array}$$

$$\begin{array}{r} 52 \\ +24 \\ \hline 76 \end{array}$$

$$\begin{array}{r} 40 \\ +10 \\ \hline \end{array}$$

$$\begin{array}{r} 14 \\ +51 \\ \hline \end{array}$$

$$\begin{array}{r} 18 \\ +41 \\ \hline \end{array}$$

$$\begin{array}{r} 63 \\ +31 \\ \hline \end{array}$$

$$\begin{array}{r} 23 \\ +54 \\ \hline \end{array}$$

$$\begin{array}{r} 44 \\ +42 \\ \hline \end{array}$$

$$\begin{array}{r} 62 \\ +35 \\ \hline \end{array}$$

$$\begin{array}{r} 64 \\ +15 \\ \hline \end{array}$$

$$\begin{array}{r} 15 \\ +22 \\ \hline \end{array}$$

$$\begin{array}{r} 33 \\ +33 \\ \hline \end{array}$$

$$\begin{array}{r} 26 \\ +33 \\ \hline \end{array}$$

$$\begin{array}{r} 18 \\ +31 \\ \hline \end{array}$$

$$\begin{array}{r} 43 \\ +12 \\ \hline \end{array}$$



Name: \_\_\_\_\_

Use the appropriate Color

	th	h	t	u		th	h	t	u
			9	7				7	8
			2	4				2	5

	th	h	t	u		th	h	t	u
			5	6				7	7
			4	5				4	4

units - green  
 tens - blue  
 hundreds- red  
 thousands- green



## What is a skeleton?

Inside your body you have many bones.

Your bones make a skeleton.

Your skeleton helps you stand up straight and tall.

Feel your bones.  Color the bones that you feel.

