

Ms. Marie

Room 6

Kindergarten Homework

Due: 10-31-2017

Tuesday October 31st

Spelling Test: 10-31-2017

Spelling Test # 6

*Spelling test will be given on Monday/Tuesday, _____

Day # 1 Read each word and draw a line from scrambled word to unscrambled word.

Day # 2 Read each word and write it on a separate piece of paper.



Day # 3 Read each word and take a practice test.

Day # 4 Write any words you got wrong on the practice test 3 times.

short vowel sounds – mix 1

- | | | |
|-----|-----|-----|
| 1. | nap | wbe |
| 2. | dam | xis |
| 3. | leg | poc |
| 4. | web | mad |
| 5. | six | mdu |
| 6. | kit | fxo |
| 7. | cop | tuh |
| 8. | fox | pna |
| 9. | mud | kti |
| 10. | hut | gle |

A Super Story!




Date	Name of the Book	Parent's Signature


Kindergarteners are required to read for 20 minutes a day.

Say the name of each picture. Write the missing short vowel sound.


a i o




f _ x




c _ t




p _ n




t _ p




b _ t



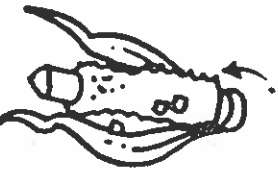
p _ t




b _ g




p _ p




c _ b




p _ n



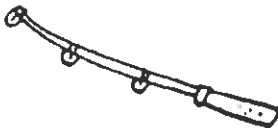
m _ p




l _ p



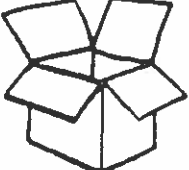
m _ t



r _ d



h _ m




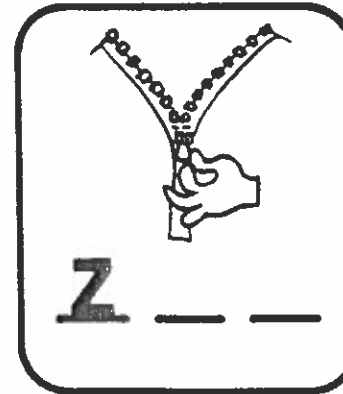


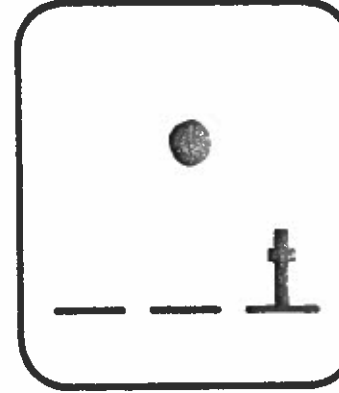








b _ x

NAME _____

Short Vowel a i o u: Reinforcement

Say the name of each picture. Write the missing sounds.

a i o u




NAME _____

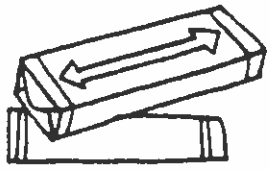
Short Vowel e: Reinforcement

Say the name of each picture. Write the missing sounds.


a e i o u



h _ n




g _ m




p _ g




w _ ll




p _ n



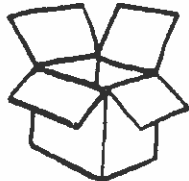
j _ t




b _ d




w _ b




b _ x




b _ ll




n _ t




l _ g




f _ n



m _ n



t _ n



_ gg

Name: _____ Date: _____

Count All of Those Bones!

Directions: Cross out bones to show the problem. Then, answer the questions.

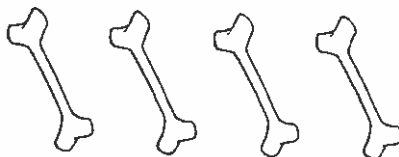
- 1 The dog has 3 bones.



He ate 2 bones.

How many bones are left? _____

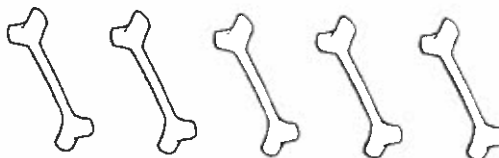
- 2 The dog has 4 bones.



He ate 2 bones.

How many bones are left? _____

- 3 The dog has 5 bones.



He ate 3 bones.

How many bones are left? _____

Lesson 4 Addition (2 digit)

Add.

$$\begin{array}{r} 45 \\ +32 \\ \hline 77 \end{array}$$

$$\begin{array}{r} 52 \\ +24 \\ \hline 76 \end{array}$$

$$\begin{array}{r} 40 \\ +10 \\ \hline \end{array}$$

$$\begin{array}{r} 14 \\ +51 \\ \hline \end{array}$$

$$\begin{array}{r} 18 \\ +41 \\ \hline \end{array}$$

$$\begin{array}{r} 63 \\ +31 \\ \hline \end{array}$$

$$\begin{array}{r} 23 \\ +54 \\ \hline \end{array}$$

$$\begin{array}{r} 44 \\ +42 \\ \hline \end{array}$$

$$\begin{array}{r} 62 \\ +35 \\ \hline \end{array}$$

$$\begin{array}{r} 64 \\ +15 \\ \hline \end{array}$$

$$\begin{array}{r} 15 \\ +22 \\ \hline \end{array}$$

$$\begin{array}{r} 33 \\ +33 \\ \hline \end{array}$$

$$\begin{array}{r} 26 \\ +33 \\ \hline \end{array}$$

$$\begin{array}{r} 18 \\ +31 \\ \hline \end{array}$$

$$\begin{array}{r} 43 \\ +12 \\ \hline \end{array}$$

Name: _____

Use the appropriate Color

th	h	t	u	th	h	t	u
		9	7			7	8
		2	4			2	5

th	h	t	u	th	h	t	u
		5	6			7	7
		4	5			4	4

units - green
tens - blue
hundreds- red
thousands- green

What is a skeleton?

Inside your body you have many bones.

Your bones make a skeleton.

Your skeleton helps you stand up straight and tall.

Feel your bones.  Color the bones that you feel.

