

Ms. Marie

Room 6

Kindergarten Homework

Due: 10-03-2017

Tuesday October 3rd

Spelling Test # 2

*Spelling test will be given on Monday/Tuesday, _____

- Day # 1 Read each word and draw a line from scrambled word to unscrambled word.
- Day # 2 Read each word and write it on a separate piece of paper.
- Day # 3 Read each word and take a practice test.
- Day # 4 Write any words you got wrong on the practice test 3 times.



short vowel sound - e

- | | | |
|----|--------|--------|
| 1. | ten | tje |
| 2. | jet | egl |
| 3. | hem | bew |
| 4. | bed | etn |
| 5. | leg | llwyoe |
| 6. | web | edb |
| 7. | yellow | mhe |

Sight Words

1. yes
2. the
3. he


A Super Story!



Date	Name of the Book	Parent's Signature

Kindergarteners are required to read for 20 minutes a day.

..... Ready, Set, Learn!




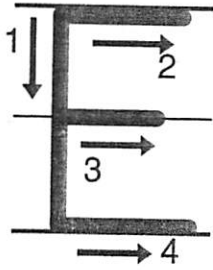
Directions: Trace each letter and word. Then write them as many times as you can.

e e e e e e e

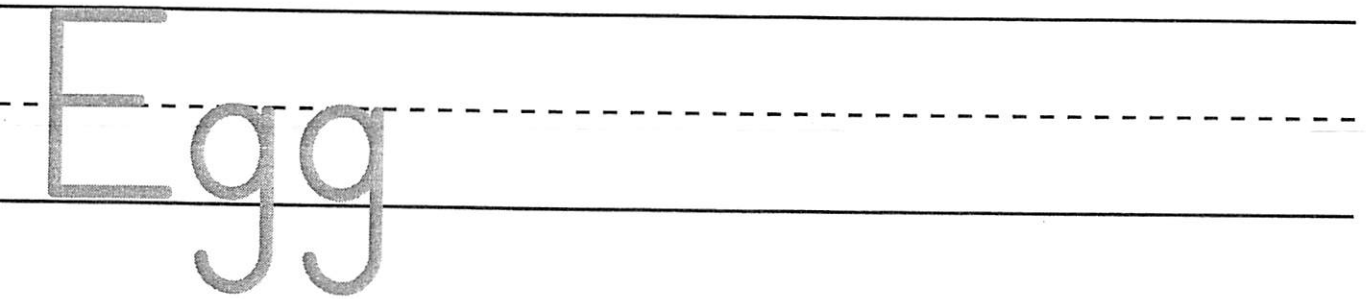
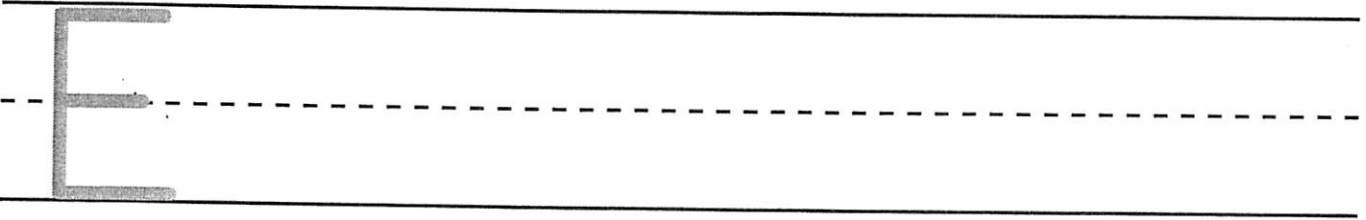
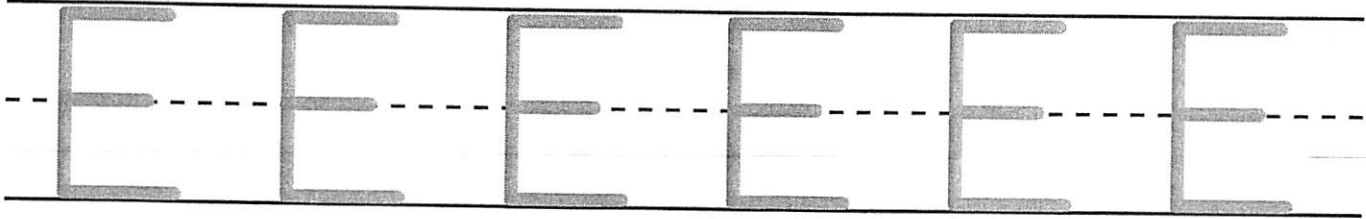
e

elephant

Ready · Set · Learn



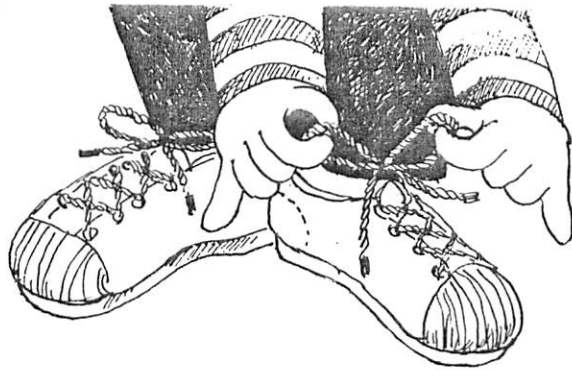
Directions: Trace each letter and word. Then write them as many times as you can.



Make a Mini-Book

You need: pencil
crayons
scissors
stapler

Look at each box below.
Read the sentences and fill in the blanks.
Draw your own pictures in the empty spaces.
Then cut out the boxes and staple them together to make a mini-book.



I get dressed for school each day.



cereal



oatmeal



toast



pancakes




French toast



eggs

For breakfast I like to eat _____
_____.



ride in a bus




ride in a car



walk

I _____ to school.



My room number is _____ at
_____, my school.



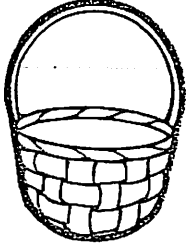
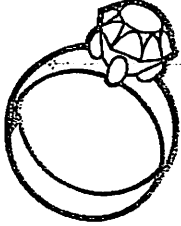

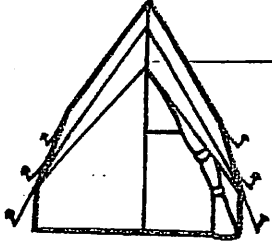
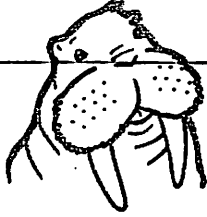



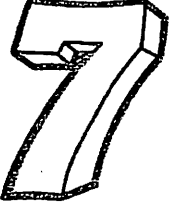

My teacher's name is _____
_____.

In school I like to _____
_____.



Which Beginning Sound?

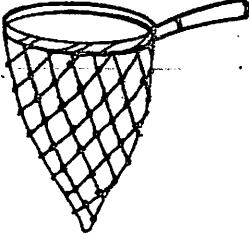





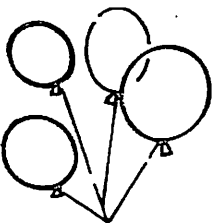


Directions: Say the name for each picture. Circle the letter that makes the beginning sound for each word.

<p>1.</p>  <p>c f h</p>	<p>2.</p>  <p>m k d</p>	<p>3.</p>  <p>f t b</p>	<p>4.</p>  <p>r g l</p>
<p>5.</p>  <p>b m z</p>	<p>6.</p>  <p>g t n</p>	<p>7.</p>  <p>w z d</p>	<p>8.</p>  <p>h f k</p>
<p>9.</p>  <p>k g d</p>	<p>10.</p>  <p>l r m</p>	<p>11.</p>  <p>d s w</p>	<p>12.</p>  <p>p l f</p>



Beginning Sounds



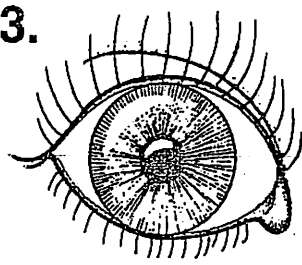

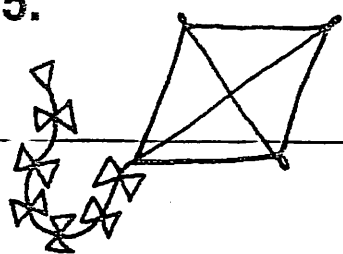

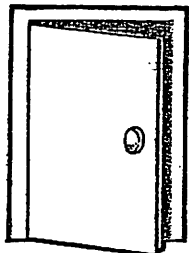


Directions: Say the name for each picture below. Print both the capital and lowercase letters that represent its beginning sound. The first one has been done for you.

<p>1.</p>  <hr/> <p>Nn</p> <hr/>	<p>2.</p>  <hr/> <hr/> <hr/>	<p>3.</p>  <hr/> <hr/> <hr/>
<p>4.</p>  <hr/> <hr/> <hr/>	<p>5.</p>  <hr/> <hr/> <hr/>	<p>6.</p>  <hr/> <hr/> <hr/>
<p>7.</p>  <hr/> <hr/> <hr/>	<p>8.</p>  <hr/> <hr/> <hr/>	<p>9.</p>  <hr/> <hr/> <hr/>



Beginners

Directions: Write the letter that begins each word. Color the pictures.




<p>1.</p>  <p>letter _____</p>	<p>2.</p>  <p>letter _____</p>	<p>3.</p>  <p>letter _____</p>
<p>4.</p>  <p>letter _____</p>	<p>5.</p>  <p>letter _____</p>	<p>6.</p>  <p>letter _____</p>
<p>7.</p>  <p>letter _____</p>	<p>8.</p>  <p>letter _____</p>	<p>9.</p>  <p>letter _____</p>






Change One Sound

Directions: Say the name for each picture. Write the sounds you hear. Use the word family at the beginning of each row to help you spell. Read the rhyming words.




1.

-op			
-----	---	--	---

2.

-ug			
-----	---	--	---

3.

-en			
-----	---	--	---



ADDITION (2 DIGITS)



Add.

$$\begin{array}{r} 24 \\ + 13 \\ \hline 37 \end{array}$$

$$\begin{array}{r} 75 \\ + 4 \\ \hline 79 \end{array}$$

$$\begin{array}{r} 50 \\ + 27 \\ \hline \end{array}$$

$$\begin{array}{r} 62 \\ + 15 \\ \hline \end{array}$$

$$\begin{array}{r} 46 \\ + 23 \\ \hline \end{array}$$

$$\begin{array}{r} 52 \\ + 34 \\ \hline \end{array}$$

$$\begin{array}{r} 96 \\ + 2 \\ \hline \end{array}$$

$$\begin{array}{r} 73 \\ + 16 \\ \hline \end{array}$$

$$\begin{array}{r} 38 \\ + 40 \\ \hline \end{array}$$

$$\begin{array}{r} 35 \\ + 21 \\ \hline \end{array}$$

$$\begin{array}{r} 10 \\ + 21 \\ \hline \end{array}$$

$$\begin{array}{r} 14 \\ + 5 \\ \hline \end{array}$$

$$\begin{array}{r} 12 \\ + 34 \\ \hline \end{array}$$

$$\begin{array}{r} 33 \\ + 53 \\ \hline \end{array}$$

$$\begin{array}{r} 13 \\ + 11 \\ \hline \end{array}$$

$$\begin{array}{r} 24 \\ + 21 \\ \hline \end{array}$$

$$\begin{array}{r} 57 \\ + 2 \\ \hline \end{array}$$

$$\begin{array}{r} 60 \\ + 33 \\ \hline \end{array}$$

$$\begin{array}{r} 12 \\ + 43 \\ \hline \end{array}$$

$$\begin{array}{r} 71 \\ + 26 \\ \hline \end{array}$$

$$\begin{array}{r} 16 \\ + 52 \\ \hline \end{array}$$

$$\begin{array}{r} 28 \\ + 1 \\ \hline \end{array}$$

$$\begin{array}{r} 51 \\ + 27 \\ \hline \end{array}$$

$$\begin{array}{r} 40 \\ + 45 \\ \hline \end{array}$$

$$\begin{array}{r} 63 \\ + 16 \\ \hline \end{array}$$



Name: _____

Use the appropriate Color

	th	h	t	u		th	h	t	u
			2	4				6	1
+			1	1	+			2	4

	th	h	t	u		th	h	t	u
			1	0				1	8
+			5	8	+			7	0

Th H T U