

**NO
BITTISHTI**

6M MAX

POKER

www.bestpokercoaching.com

Dear poker player and friend,

my name is Gordon and what I do is turn losing or mediocre poker players into big winners. I have struggled myself to succeed at this game, but those struggles have helped me to teach you how to win at this game in a shorter time than you can think.

Maybe you enjoy reading long books (nothing wrong with that), but I am not here to write poker stories or poker fiction. This book is extremely short. Creating a short book is way harder than creating a long book. But I want you to play poker and see results as fast as possible and not get lost reading 300pages long poker books or hour long poker videos.

Warning:

This book is only the start. Don't look at one strategy in here and say *"omg that is so dumb"*. You need to look at the big picture. If you can't see it, don't worry. I will help you see it. Very often we see the big picture after. Things that we can't explain today will make a lot of sense tomorrow. I could tell you a lot of stories...

You will read stuff that will upset you and that is ok. I'm not here to make new friends, but I will always treat you like a friend. I'm here to make you a winner at this game. There is a reason why you are reading this book. Very likely it is not because you are 100% happy with your results. I have proven with so many players that my strategy works. For some it worked from day 1, others had to struggle first. You should not be afraid of struggles. At bestpokercoaching.com (BPC) we have a great supporting community. We are in this together. We grow through struggles and become better than ever before.

I'm thrilled to make you rich!



Gordon Gekko
Founder of BPC.


bestpokercoaching.com

Contents

| | |
|--------------------------------------|-----------|
| Epilogue | 3 |
| The true basics of poker | 5 |
| PREFLOP UTG | 7 |
| PREFLOP MP | 9 |
| PREFLOP CO | 13 |
| PREFLOP BTN | 15 |
| PREFLOP SB | 17 |
| PREFLOP BB | 19 |
| POSTFLOP PLAY | 21 |
| SINGLE RAISED POT AGGRESSOR | 22 |
| SINGLE RAISED POT CALLER | 24 |
| 3BET POTS AGGRESSOR | 26 |
| 3BET POTS CALLER | 27 |
| ANNEX I. - SRP AGGRESSOR | 30 |
| ANNEX II. - SRP CALLER | 31 |
| ANNEX III. - 3BET POTS | 32 |
| ANNEX IV. - MULTIWAY POTS | 33 |

Epilogue

Why the hell did you buy this book?

- You like my no-bullshit approach to learning (6max no limit) poker
- You are tired of losing or breaking even at best
- You are still stuck at micro and/or smaller stakes and don't know why
- You are perhaps a small winner, but want consistent success in the long run
- You have just learnt the rules, but want to become a high stakes baller

How this book (and the additional video course) was created

My goal was to create an idiot proof guide to No limit 6max poker that a 4 year old could understand and use. After reading this book and applying the material, you will be able to become a winning player at micro / smaller stakes. I will not waste your time with useless math exercises that you will not do anyways. I will not make you feel guilty because you don't know bullshit concepts like "triple merge ranging" (don't worry if you don't know this. You didn't miss anything).

The truth is that once you play higher stakes, you will need some basic intuitive understanding of poker math. I will teach this at a later stage in an easy to understand way. Being a math geek never hurts, but don't let some of those elitist assholes out there tell you that without knowing the third square root of 9846 in 0,87 seconds you will not make it at this game.

You have probably heard about the 80--20 rule before (if not, google it here). I prefer the 99-1 rule. Today there are millions of videos and articles about poker online.

Everything that could ever be said about poker is out there. The problem is that 99% of it is big time bullshit. And 99% of the part that is not bullshit does not help you. So we are left with 1% of the information that is good AND actually will help you improve your game. This 1% is what you will find in all our products at bestpokercoaching.com. In this book you will get the absolute essentials and basics that will help you to become a winner at micro/small stakes poker.

*"Only an idiot will do the same thing
over and over again expecting different results"*
(Unknown)

What you will NOT find in this book (video course)

- Super advanced strategies that will confuse you and will do more harm than good (If you like to be broke fast, then you should do what people at high stakes do and try this versus your micro-stakes opponent)
- How to exploit opponents (This actually is important, but the topic of other courses. Before you can exploit somebody, you first need to know how to do things the "normal way")
- Bullshit strategies and nice sounding, but useless concepts that many guys in the forum use to circle jerk / mentally masturbate on

What you will find in this book (video course)

- Precise information without filler content. You will get detailed charts for each position and the most frequent scenarios
- You will get an emergency guide on what to do if you don't know what to do
- You will learn good & solid standard lines that are the basis for all winning poker players

How to use this book & the video course

Wherever you are right now, you are here because of the decisions you have made. That is true for your financial, personal and also your poker life. If you keep doing what you have been doing, you will get exactly what you have right now. If you want different results, you have to do different things.

I know how hard change can be. It took me over 100k hands to realize this. Please be smarter than I was. Do it the right way and save yourself time and trouble. You already took the first step by joining bestpokercoaching.com. I admire your courage and ask you to take the second step.

If you do exactly what hundreds of my successful students have done, you will get exactly those (good) results.

This book is the foundation of your game. It may seem simple, but it works and we have a mountain of data continuously tested to sure our ranges and lines are optimal. Executing these strategies is the first and necessary step.

Ok, lets start.

The true basics of poker

What is the goal of playing poker

The short answer is stealing the blinds. Think about it. If there were no blinds, everybody would just wait for AA and then make money. In a group of smart players, nobody would make money. There is no reason to play any other hand because you don't get punished for waiting. For this reason there is a small blind and a big blind. Once there is something out there to play for, all players have a goal: Winning the blinds. Players who only want to play AA can still try it, but they will lose a lot of money waiting for them.

If you could, you would steal the blinds every single time. But your opponents are part of the game and they will fight back. So your goal should be to get away with as much stealing as possible. For this reason some very smart people have calculated the probability for other players having stronger hands than we do. No worries, no math. I just want you to understand how the charts were created that I am about to present to you.

GTO (game theoretic optimal play) vs Population Reads vs Exploitative Play

GTO: When playing GTO poker, your play will be so good that you will win no matter what your opponent will do. Read about game theory if you care. It is not important for this book, but it never hurts if you do understand what it is about.

GTO only exists in theory, but some players try to optimize their play towards this goal. Part of the strategy that you will learn is optimized, but it is only one component of good play. This is the math heaviest part and as you can guess the least important one for you right now.

Population Reads: If you don't know anything about your opponent, you have no other choice but to make assumptions on what your average opponent (= the population at your limit) does. We do have a good idea what the average opponent at micro stakes does, so we can adjust our charts and advice towards their play. This is the second component of good play and it is the most important one for your current situation. In this course you will learn how to play against micro/small stakes players assuming you have no or only a few reads on them. This is also the case if you do have reads on your opponents, but don't know how to use them.

Warning: Plays based on population plays are NOT perfect. The advice you will get will be good in 99% of situations. It will be optimal, but like always in life there will be some

situations where it is not the best play. Don't worry. We can lose a battle, but we will always win the war. This system is simple, easy and you can get good results in a very short amount of time.

Exploitative Play: This is our goal after mastering the use of population reads. This is not the topic of this course, but you will be shown a few examples, especially in the videos. This is also THE most profitable part about poker and every future course you will consume will focus almost entirely on exploiting other player weaknesses. But before you can do this, you will need to understand what good play looks like.

So let's start and get into the action!

A note from database expert Alan Jackson

Every range, line and sizing in the NOBS guide is based on an extensive database analysis of recently played hands by members in our program.

The NOBS strategy is an exceptionally effective strategy that is relatively easy to memorize and execute. This strategy is proven effective and thoroughly tested. We've taken the guess work out of winning. Don't over think the strategy. Trust it and you will win.

PREFLOP | UTG

Openraising Range (4x BB size):

44+, ATs+, ATo+, KTs+, KQo, QTs+, J9s+, T9s+, 98s+

| | | | | | | | | | | | | |
|-----|-----|-----|-----|-----|-----|-----|-----|-----|-----|-----|-----|-----|
| AA | AKs | AQs | AJs | ATs | A9s | A8s | A7s | A6s | A5s | A4s | A3s | A2s |
| AKo | KK | KQs | KJs | KTs | K9s | K8s | K7s | K6s | K5s | K4s | K3s | K2s |
| AQo | KQo | QQ | QJs | QTs | Q9s | Q8s | Q7s | Q6s | Q5s | Q4s | Q3s | Q2s |
| AJo | KJo | QJo | JJ | JTs | J9s | J8s | J7s | J6s | J5s | J4s | J3s | J2s |
| ATo | KTo | QTo | JTo | TT | T9s | T8s | T7s | T6s | T5s | T4s | T3s | T2s |
| A9o | K9o | Q9o | J9o | T9o | 99 | 98s | 97s | 96s | 95s | 94s | 93s | 92s |
| A8o | K8o | Q8o | J8o | T8o | 98o | 88 | 87s | 86s | 85s | 84s | 83s | 82s |
| A7o | K7o | Q7o | J7o | T7o | 97o | 87o | 77 | 76s | 75s | 74s | 73s | 72s |
| A6o | K6o | Q6o | J6o | T6o | 96o | 86o | 76o | 66 | 65s | 64s | 63s | 62s |
| A5o | K5o | Q5o | J5o | T5o | 95o | 85o | 75o | 65o | 55 | 54s | 53s | 52s |
| A4o | K4o | Q4o | J4o | T4o | 94o | 84o | 74o | 64o | 54o | 44 | 43s | 42s |
| A3o | K3o | Q3o | J3o | T3o | 93o | 83o | 73o | 63o | 53o | 43o | 33 | 32s |
| A2o | K2o | Q2o | J2o | T2o | 92o | 82o | 72o | 62o | 52o | 42o | 32o | 22 |

Action chart from UTG vs a 3Bet

| | 4B / AI | Call | Fold |
|-------------|------------|----------------|-----------------|
| vs MP 3Bet | AA, KK | QQ, AK | Everything else |
| vs CO 3Bet | AA, KK | JJ, QQ, AK | Everything else |
| vs BTN 3Bet | AA, KK, QQ | TT, JJ, AK | Everything else |
| vs SB 3Bet | AA, KK | TT, JJ, QQ, AK | Everything else |
| vs BB 3Bet | AA, KK | TT, JJ, QQ, AK | Everything else |

FAQ about UTG

Question: What to do if the pot is multi-way (more than 2 people) and you are getting 3bet?

Answer: Call with every pocket pair, 4bet/all-in with AK.

Question: Why do we go broke with more hands vs the BTN than the SB?

Answer: People 3bet rather tightly from the blinds vs UTG. We can still call some extra hands because we have position on our opponent

Question: If somebody makes a mini-3bet (double of your raise size)?

Answer: Call with all hands

Question: Which 4bet size should I use?

Answer: 2,5x of what your opponent reraised you. If he reraised to 10BB, you make it 25BB. Don't worry about making it a bit too small or too big.

Question: What do I do if... (insert specific scenario not covered) ?

Answer: It is impossible to cover every scenario. Stick as close as possible to the suggestions given

PREFLOP | MP

Openraising Range (3x BB size):

22+, A2s-A9s, ATs+, ATo+, KTs+, KQo, QTs+, J9s+, 87s+, 76s

| | | | | | | | | | | | | |
|-----|-----|-----|-----|-----|-----|-----|-----|-----|-----|-----|-----|-----|
| AA | AKs | AQs | AJs | ATs | A9s | A8s | A7s | A6s | A5s | A4s | A3s | A2s |
| AKo | KK | KQs | KJs | KTs | K9s | K8s | K7s | K6s | K5s | K4s | K3s | K2s |
| AQo | KQo | QQ | QJs | QTs | Q9s | Q8s | Q7s | Q6s | Q5s | Q4s | Q3s | Q2s |
| AJo | KJo | QJo | JJ | JTs | J9s | J8s | J7s | J6s | J5s | J4s | J3s | J2s |
| ATo | KTs | QTs | JTs | TT | T9s | T8s | T7s | T6s | T5s | T4s | T3s | T2s |
| A9o | K9o | Q9o | J9o | T9o | 99 | 98s | 97s | 96s | 95s | 94s | 93s | 92s |
| A8o | K8o | Q8o | J8o | T8o | 98o | 88 | 87s | 86s | 85s | 84s | 83s | 82s |
| A7o | K7o | Q7o | J7o | T7o | 97o | 87o | 77 | 76s | 75s | 74s | 73s | 72s |
| A6o | K6o | Q6o | J6o | T6o | 96o | 86o | 76o | 66 | 65s | 64s | 63s | 62s |
| A5o | K5o | Q5o | J5o | T5o | 95o | 85o | 75o | 65o | 55 | 54s | 53s | 52s |
| A4o | K4o | Q4o | J4o | T4o | 94o | 84o | 74o | 64o | 54o | 44 | 43s | 42s |
| A3o | K3o | Q3o | J3o | T3o | 93o | 83o | 73o | 63o | 53o | 43o | 33 | 32s |
| A2o | K2o | Q2o | J2o | T2o | 92o | 82o | 72o | 62o | 52o | 42o | 32o | 22 |

Action chart for MP

| | Calling Range | 3Bet / AI | 3Bet / Fold |
|-------------|----------------|--------------------|-----------------|
| vs UTG open | 55-QQ, AK, AQs | KK, AA | - |
| | 4B / AI | Call | Fold |
| vs CO 3Bet | AA, KK | TT, JJ, QQ, AK | Everything else |
| vs BTN 3Bet | AA, KK, QQ | 99, TT, JJ, AK | Everything else |
| vs SB 3Bet | AA, KK | 99, TT, JJ, QQ, AK | Everything else |
| vs BB 3Bet | AA, KK | 99, TT, JJ, QQ, AK | Everything else |

FAQ about MP:

Question: How big should I 3bet?

Answer: 3,5x of your opponents raise size. If he opened for 3BB, you will reraise to 10,5BB. Again, if you make it 10BB everything is fine. You will see some people advocating smaller reraises. The main point is that we are playing fairly tight the bigger the pot gets.

Question: We never 4bet bluff, why?

Short Answer: People believe that the way to win at poker is to bluff a lot. They can never imagine that you win just by playing simple and smart poker. The truth that nobody wants to admit is that the people who make the most money at this game actually are not obsessed with stuff like 4bet bluffing.

Detailed Answer:

You have to understand that in theory it is of course profitable to 4bet bluff with a certain frequency. Many people will advocate this. They will tell you to bluff with 16 combinations and they will tell you to call with AdQd and to fold AhQs. Like I have mentioned in the introduction that some of this stuff is “mathematically correct”. If you would follow it 100% and play perfectly postflop, you will have no problem. This strategy would even be better than what I am teaching you right now!

Warning: The people who invent and teach those type of strategies are usually the type of people I call poker intellectuals. They create their “perfect” little theoretic strategies. And then they go on with the mental masturbation on how advanced and intelligent they are. They advocate balancing and protecting our ranges. They tell you the exact number of combinations and make everything look sophisticated. And actually it is sophisticated – IN FUCKING THEORY.

I have recently talked to a self-made poker millionaire that most of you have never heard of. He is one of those silent midstakes grinders who has no publicity or genius moments. We both confirmed to each other and had a nice laugh when talking about the intellectually obsessed “geniuses”.

The problem: We are all human beings with those things called “emotions”. How often have you done something on the poker table that you KNEW with 100% certainty was wrong, but you did it anyways? Well, you are not the only one. Look my friend, most people don't fail at poker because they don't have the right frequencies or miss a brilliant strategy. Most people fail and go broke because of EMOTIONS (aka tilt).

I design this course and all my coachings with the full understanding of human emotions. Tilting opponents were my biggest source of income and have made me financially independent at a young age.

Most people have no idea why simplicity and focusing on a few important things works out so well. It is counterintuitive because we feel like doing little. Most of my

students did not believe me until they have seen it with their own eyes. So I ask you as well, just do what I advise. Do what other successful players have done.

The reason why so many of my students have such great success is not because I have the most advanced and superior strategy. It is not because I am a poker genius. You see if I were here to brag about myself, I would have called myself a genius and showed you some of my successful Q-high calldowns (while hiding the hundreds where I look like an idiot). I would have talked about some really slick sounding concepts that you would never understand (I wouldn't understand them either).

However, they would keep you in awe and you would think I am the lord's gift to poker. There is one problem: I HATE. I FUCKING HATE BULLSHIT.

The reason why students like "Imachampion", moved up from NL4 to NL1000 in less than 9 months (all publicly documented with daily updates) is because I am totally obsessed with being successful and do not ever accept failure. Never. Ever. If your focus is on making money and winning at poker, you will quickly eliminate all the bullshit and clutter. You will focus on the 0,01% of things that MAKE A REAL DIFFERENCE.

Why is it that a player like Sauce123 who by all means is one of the most brilliant poker minds out there has made less money than a good NL400 grinder over the last years? You have to understand the WHY. Sauce123 loves the game. He is not in for making money. The problem is that he is so smart that he can always survive and beat lower stakes. People like you and me, we can't. We have to do the right thing.

Balancing your 3betting ranges or having an advanced 4bet bluff strategy is NOT IMPORTANT at micro and small stakes. The moment you stop with measuring the length of your e-cock on the poker table or in forums will be the moment when you start measuring the money that you have made there.

By the way, my understanding of game theory and poker math is quite deep, but I am the first to say that this is mostly useless knowledge and only satisfies my curiosity. You will quite often see that those brilliant intellectuals are actually terrible and mediocre poker players. All those people who you thought made so much money – they are all nice and entertaining people, but... they are BROKE.

Question: Why was the last answer so long ?

Answer: Because it is important. Perhaps THE most important thing in this book. Between all those charts I am sharing drops of wisdom that may not sound nice or politically correct, but it's the truth that nobody wants to tell you.

PREFLOP | CO

Openraising Range (2,5x BB size):

22+, A2s+A8o+, K8s+, KTo+, Q8s+, QTo+, J8s+, JTo, T8s+, 97s+, 86s+, 75s+, 56s

| | | | | | | | | | | | | |
|-----|-----|-----|-----|-----|-----|-----|-----|-----|-----|-----|-----|-----|
| AA | AKs | AQs | AJs | ATs | A9s | A8s | A7s | A6s | A5s | A4s | A3s | A2s |
| AKo | KK | KQs | KJs | KTs | K9s | K8s | K7s | K6s | K5s | K4s | K3s | K2s |
| AQo | KQo | QQ | QJs | QTs | Q9s | Q8s | Q7s | Q6s | Q5s | Q4s | Q3s | Q2s |
| AJo | KJo | QJo | JJ | JTs | J9s | J8s | J7s | J6s | J5s | J4s | J3s | J2s |
| ATo | KTo | QTo | JTo | TT | T9s | T8s | T7s | T6s | T5s | T4s | T3s | T2s |
| A9o | K9o | Q9o | J9o | T9o | 99 | 98s | 97s | 96s | 95s | 94s | 93s | 92s |
| A8o | K8o | Q8o | J8o | T8o | 98o | 88 | 87s | 86s | 85s | 84s | 83s | 82s |
| A7o | K7o | Q7o | J7o | T7o | 97o | 87o | 77 | 76s | 75s | 74s | 73s | 72s |
| A6o | K6o | Q6o | J6o | T6o | 96o | 86o | 76o | 66 | 65s | 64s | 63s | 62s |
| A5o | K5o | Q5o | J5o | T5o | 95o | 85o | 75o | 65o | 55 | 54s | 53s | 52s |
| A4o | K4o | Q4o | J4o | T4o | 94o | 84o | 74o | 64o | 54o | 44 | 43s | 42s |
| A3o | K3o | Q3o | J3o | T3o | 93o | 83o | 73o | 63o | 53o | 43o | 33 | 32s |
| A2o | K2o | Q2o | J2o | T2o | 92o | 82o | 72o | 62o | 52o | 42o | 32o | 22 |

Action charts for CO

| | Calling Range | 3Bet / AI | 3Bet / Fold |
|-------------|--------------------|-----------|-----------------|
| vs UTG open | 55-QQ, AK, AQ, KQs | KK, AA | - |
| vs MP open | 55-QQ, AK, AQ, KQs | KK, AA | - |
| | 4B / AI | Call | Fold |
| vs BTN 3Bet | AA, KK, QQ, AK | 88-JJ | Everything else |
| vs SB 3Bet | AA, KK, QQ, AK | 88-JJ | Everything else |
| vs BB 3Bet | AA, KK, QQ, AK | 88-JJ | Everything else |

FAQ CO

Question: Why do we open raise 2,5BB?

Answer: Your range will be wider and we can steal the blinds cheaper. Remember, this is the real goal behind every action we take. If we get 3bet and have to fold, we only loose 2,5BB instead of 3BB. If you play 50.000 hands, this will make a significant difference to your bankroll

Question: Why don't we openraise 2BB from the CO and if it is cheaper why don't we openraise 2BB from every position?

Answer: Good question. When we open raise from UTG, we have a very good range and don't mind to either put in more money or win the blinds successfully. We will rarely get 3bet from UTG. In the CO we both have a weaker range and will get 3bet more frequently.

Question: Why don't we 3bet with QQ vs MP ?

Answer: This would not be a bad play, but it can bring you into a lot of trouble if you don't understand exactly when to go broke and when to fold QQ. We keep life simple and more profitable.

Question: How does my range change when UTG raises and MP calls (or generally if there are already 2 players in the pot)?

Answer: Call any suited ace and any pocket pair in addition to the normal hands. The reason is that those hands have a great multi--way equity and you can win huge pots when you hit. If there are more people in the pot it is also more likely that somebody will pay you off when you hit big.

Question: But isn't your strategy to obvious?

Answer: Great that you are reading this book, because you need it more than anybody else. It is not your fault though. What else are you supposed to believe when most people jibber this crap on forums. The truth is that it is VERY OBVIOUS what we are doing. You shouldn't ask me if something is "obvious". You should ask me if it is profitable and if people actually become winning players. The answer is YES. It works incredibly well.

I didn't believe it myself before I was so desperate to win at this game that I have tried the most simple of all strategies. The truth is that we will advance our knowledge step by step. And our system will become more sophisticated over time. But not in the way those intellectuals think. What I suggest is obvious, but you will see that it works.

PREFLOP | BTN

Openraising Range (2x BB size):

22+, A2s+, A2o+, K2s+, K5o+, Q2s+, Q6o+, J2s+, J7o+, T2s+, T6o+, 92s+, 96o+, 82s+, 86o+, 72s+, 75o+, 62s+, 65o, 52s+, 42s+, 32s (basically all suited hands)

| | | | | | | | | | | | | |
|-----|-----|-----|-----|-----|-----|-----|-----|-----|-----|-----|-----|-----|
| AA | AKs | AQs | AJs | ATs | A9s | A8s | A7s | A6s | A5s | A4s | A3s | A2s |
| AKo | KK | KQs | KJs | KTs | K9s | K8s | K7s | K6s | K5s | K4s | K3s | K2s |
| AQo | KQo | QQ | QJs | QTs | Q9s | Q8s | Q7s | Q6s | Q5s | Q4s | Q3s | Q2s |
| AJo | KJo | QJo | JJ | JTs | J9s | J8s | J7s | J6s | J5s | J4s | J3s | J2s |
| ATo | KTo | QTo | JTo | TT | T9s | T8s | T7s | T6s | T5s | T4s | T3s | T2s |
| A9o | K9o | Q9o | J9o | T9o | 99 | 98s | 97s | 96s | 95s | 94s | 93s | 92s |
| A8o | K8o | Q8o | J8o | T8o | 98o | 88 | 87s | 86s | 85s | 84s | 83s | 82s |
| A7o | K7o | Q7o | J7o | T7o | 97o | 87o | 77 | 76s | 75s | 74s | 73s | 72s |
| A6o | K6o | Q6o | J6o | T6o | 96o | 86o | 76o | 66 | 65s | 64s | 63s | 62s |
| A5o | K5o | Q5o | J5o | T5o | 95o | 85o | 75o | 65o | 55 | 54s | 53s | 52s |
| A4o | K4o | Q4o | J4o | T4o | 94o | 84o | 74o | 64o | 54o | 44 | 43s | 42s |
| A3o | K3o | Q3o | J3o | T3o | 93o | 83o | 73o | 63o | 53o | 43o | 33 | 32s |
| A2o | K2o | Q2o | J2o | T2o | 92o | 82o | 72o | 62o | 52o | 42o | 32o | 22 |

Action charts for BTN

| | Calling Range | 3Bet / AI | 3Bet / Fold |
|----------------|-------------------------|----------------------------------|----------------------------------|
| vs UTG/MP open | 44-QQ, AK, AQ, AJs, KQs | KK, AA | 56s, 67s, 78s, 89s, T9s |
| vs CO open | 22-JJ, ATs+, AQo, KQs | QQ+, AK | A2s-A5s, 56s, 67s, 78s, 89s, T9s |
| | 4B / AI | Call | Fold |
| vs SB 3Bet | AA, KK, QQ, JJ, AK | 66-TT, AQ, AJ, ATs, KQ, QJs, JTs | Everything else |
| vs BB 3Bet | AA, KK, QQ, JJ, AK | 66-TT, AQ, AJ, ATs, KQ, QJs, JTs | Everything else |

FAQ BTN

Question: Why do we play so many hands

Answer: The BTN is the most profitable position on the table. Only 2 more people need to fold and you can win all the blinds (remember, we want the blinds!). With 2 people left it is also very unlikely that they will have a premium hand. Of course you have to be careful not to spew away your money postflop. Since we will play so many hands here it is VERY important that you stick to our postflop rules.

Question: There are people who 3bet me a lot and then those who don't 3bet me very often. How do I adjust?

Answer: Stick to the system. Don't worry about your opponents too much. Once you fully understand this course and know things by heart, then it is time for you to upgrade to the next level. There we will discuss on how to make even more money and abuse our opponents tendencies left and right. But right now you should first learn the basics. Otherwise you will end up like all the pokerintellectuals... broke, but with a lot of knowledge.

PREFLOP | SB

Openraising Range (2x BB size):

22+, A2s+, A2o+, K2s+, K5o+, Q2s+, Q6o+, J2s+, J7o+, T2s+, T6o+, 92s+, 96o+, 82s+, 86o+, 72s+, 75o+, 62s+, 65o, 52s+, 42s+, 32s (basically all suited hands)

| | | | | | | | | | | | | |
|-----|-----|-----|-----|-----|-----|-----|-----|-----|-----|-----|-----|-----|
| AA | AKs | AQs | AJs | ATs | A9s | A8s | A7s | A6s | A5s | A4s | A3s | A2s |
| AKo | KK | KQs | KJs | KTs | K9s | K8s | K7s | K6s | K5s | K4s | K3s | K2s |
| AQo | KQo | QQ | QJs | QTs | Q9s | Q8s | Q7s | Q6s | Q5s | Q4s | Q3s | Q2s |
| AJo | KJo | QJo | JJ | JTs | J9s | J8s | J7s | J6s | J5s | J4s | J3s | J2s |
| ATo | KTo | QTo | JTo | TT | T9s | T8s | T7s | T6s | T5s | T4s | T3s | T2s |
| A9o | K9o | Q9o | J9o | T9o | 99 | 98s | 97s | 96s | 95s | 94s | 93s | 92s |
| A8o | K8o | Q8o | J8o | T8o | 98o | 88 | 87s | 86s | 85s | 84s | 83s | 82s |
| A7o | K7o | Q7o | J7o | T7o | 97o | 87o | 77 | 76s | 75s | 74s | 73s | 72s |
| A6o | K6o | Q6o | J6o | T6o | 96o | 86o | 76o | 66 | 65s | 64s | 63s | 62s |
| A5o | K5o | Q5o | J5o | T5o | 95o | 85o | 75o | 65o | 55 | 54s | 53s | 52s |
| A4o | K4o | Q4o | J4o | T4o | 94o | 84o | 74o | 64o | 54o | 44 | 43s | 42s |
| A3o | K3o | Q3o | J3o | T3o | 93o | 83o | 73o | 63o | 53o | 43o | 33 | 32s |
| A2o | K2o | Q2o | J2o | T2o | 92o | 82o | 72o | 62o | 52o | 42o | 32o | 22 |

Action charts for SB

| | Calling Range | 3Bet / AI | 3Bet / Fold |
|-------------|---|----------------------------------|--|
| vs UTG open | 22-QQ, AK, AQ | KK, AA | 78s, 89s, T9s |
| vs MP open | 22-QQ, AK, AQ | KK, AA | 78s, 89s, T9s |
| vs CO open | 22-JJ, AQ, AJ, ATs, KQs, KJs, QJs, JTs | QQ+, AK | A2s-A5s, 56s, 67s, 78s, 89s, T9s |
| vs BTN open | 22-JJ, AQ, AJ, AT, A9s, KQ, KJs, KT, QJs, JTs | QQ+, AK | A2s-A8s, 56s, 67s, 68s, 78s, 79s, 89s, T9s |
| | 4B / AI | Call | Fold |
| vs BB 3Bet | AA, KK, QQ, JJ, AK | 66-TT, AQ, AJ, ATs, KQ, QJs, JTs | Everything else |

FAQ SB

Question: What to do in multi-way pots?

Answer: The same answer like above. It doesn't really change that much.

Question: What do I do when somebody has limped in front of me?

Answer: Pretend that they don't exist in regards to your hand selection. However when you do play a hand, raise 2BB bigger preflop than usual. There is more money in the middle and you would like to take it down right away.

PREFLOP | BB

| | | | | | | | | | | | | |
|-----|-----|-----|-----|-----|-----|-----|-----|-----|-----|-----|-----|-----|
| AA | AKs | AQs | AJs | ATs | A9s | A8s | A7s | A6s | A5s | A4s | A3s | A2s |
| AKo | KK | KQs | KJs | KTs | K9s | K8s | K7s | K6s | K5s | K4s | K3s | K2s |
| AQo | KQo | QQ | QJs | QTs | Q9s | Q8s | Q7s | Q6s | Q5s | Q4s | Q3s | Q2s |
| AJo | KJo | QJo | JJ | JTs | J9s | J8s | J7s | J6s | J5s | J4s | J3s | J2s |
| ATo | KTs | QTs | JTs | TT | T9s | T8s | T7s | T6s | T5s | T4s | T3s | T2s |
| A9o | K9o | Q9o | J9o | T9o | 99 | 98s | 97s | 96s | 95s | 94s | 93s | 92s |
| A8o | K8o | Q8o | J8o | T8o | 98o | 88 | 87s | 86s | 85s | 84s | 83s | 82s |
| A7o | K7o | Q7o | J7o | T7o | 97o | 87o | 77 | 76s | 75s | 74s | 73s | 72s |
| A6o | K6o | Q6o | J6o | T6o | 96o | 86o | 76o | 66 | 65s | 64s | 63s | 62s |
| A5o | K5o | Q5o | J5o | T5o | 95o | 85o | 75o | 65o | 55 | 54s | 53s | 52s |
| A4o | K4o | Q4o | J4o | T4o | 94o | 84o | 74o | 64o | 54o | 44 | 43s | 42s |
| A3o | K3o | Q3o | J3o | T3o | 93o | 83o | 73o | 63o | 53o | 43o | 33 | 32s |
| A2o | K2o | Q2o | J2o | T2o | 92o | 82o | 72o | 62o | 52o | 42o | 32o | 22 |

Action charts for BB

| | Calling Range | 3Bet / AI | 3Bet / Fold |
|-------------------|--|--------------|--|
| vs UTG/MP/CO open | 22-JJ, AQ, AJ, ATs, KQs, KJs, QJs, JTs | QQ+ | A2s-A9s, AK, 56s, 67s, 78s, 89s, T9s |
| vs BTN open | 22-JJ, AT-AQ, A9s, KT+, QT+, JTs | QQ+, AK | A2s-A8s, 56s, 67s, 68s, 78s, 79s, 89s, T9s |
| vs SB open | See picture above | JJ+, AK, AQs | K5s-K8s, Q5s-Q7s, J5s-J7s, T6s, T7s, 95s-96s |

FAQ BB

Question: What do I do when the BTN or SB makes a minraise (2x BB) ?

Answer: The charts are created under the assumption that your opponent raises 3xBB. So here I officially allow you to play any additional hand that you feel like playing! This is like the "cheat" day in a diet. You can only do this in the BB and against a minraise. The price you will get is so good that it never is a mistake to call with many hands. However, you have to stick to the postflop rules. If you don't want to play more hands it is fine. If you do it is also fine.

Question: Why do we call so many hands versus a SB raise?

Answer: We have position and SB usually steals with a lot of hands.

Ok, that's it for preflop. Let's move on to postflop.

POSTFLOP PLAY

Postflop will be a bit more complicated and there are a lot more possibilities.

I will simplify things and only differentiate between **2 players** in the hand and **multi-way** (more than 2 players).

I will differentiate between **single raised pots (SRP)** and **3bet pots**. If a pot is a 4bet pot, treat it like a 3bet pot.

I will differentiate between you being the **aggressor** and you not being the aggressor (= **caller**). The aggressor is the person who made the last raise preflop.

SRP | AGGRESSOR

Flop

- Always make a continuation bet (=cbet) always if you have a gutshot or better. Exception: Underpairs (44 on 89T board)
- Always cbet $\frac{3}{4}$ of the pot if you have an open ended straight draw (=oesd), flush draw (=fd), top pair, or a better hand. No matter what. With other hands bet $\frac{1}{2}$ pot
- If your hand strength is worse than a gutshot (overcards, underpair you should just give up). Exception: The board is totally dry. For example A22, K55, 444 (with our without fd possible) are considered dry boards for our purposes. Q82 is NOT considered a totally dry board for our purposes. In those cases you should bet $\frac{1}{2}$ pot and give up if you face any action unless your hand should improve on the turn
- If you get raised, then reraise and get it all-in with 2pair or better. Call with TP, OESDs and FDs. Fold the rest
- When the pot is multi-way, only bet with OESD,FD, TP and 2nd pair or better. If raised, reraise and get the money all-in with 2pair or better. Call a raise with FDs and OESDs (only if no FD is possible). Fold the rest, which includes TP
- The above rules also apply to limped pots. If you have an opportunity to bet, play as if you were the preflop opener. When facing a bet play as if you were the preflop caller.

Turn:

- Bet again $\frac{3}{4}$ pot with a gutshot, OESD, FD, 2nd pair or better
- If your opponent raises your bet you should fold everything unless you have a pair +FD or top 2pair
- If you have re-raised the flop, bet again and get it all-in unless there is a 4-straight or 4-flush board. In that case you should check/fold if your opponents bets more than half pot (unless you have the straight or flush of course). The same is true for the river
- Check/fold everything else
- Multiway you shall bet again with TP, OESD and FD and fold to any raise. If the raise is small, call with OESD and FD. Get all-in with 2pair or better and check/fold everything else

- If you got checkraised on the flop and called and your opponent bets again on the turn you should fold unless you have a TP with an Ace or King kicker. If you improved to a better hand, raise and get it all-in. If your opponent makes a minibet (1/3 pot or smaller) you can of course call with your whole range again
- Whenever the flop was checked around bet 100% of your ranges. For tp+ use 3/4th pot sizing. For weaker value 1/2 pot sizing. Air 2/3rds sizing on the turn. Draws 3/4th pot sizing on the turn. When following through with a river bluff 2/3rd pot. River value sizing depends on hand strength, default is 3/4th pot sizing.

On the river, after betting the turn you should check 3rd-5th pair and AJ+. If OOP check/fold. These hands have more showdown value than betting value. Second pairs are a borderline range, second pairs that were top pair on the turn and second pocket pairs should be bet. Weaker second pairs usually checked. You should bluff all non-pair hands under AJ using 2/3rd pot sizing.

The above applies to when the flop was checked around in any limped or SRP, both HU and multiway (multiway on the turn, HU on the river). The only exception is that with multiway pots (multiway on the turn, hu on the river) you should only bet top pairs with second kicker+ for value. Check/fold all weaker value.

River

- Bluff 1/2 pot if there is a 4-flush or 4-straight board. Otherwise check/fold if your hand is worse than TP
- Bet 1/2 pot with TP if your kicker is A or K. If you get raised, always fold. Otherwise check your TP. If your opponent bets, only call with TP if a FD has missed. Otherwise check/fold
- Bet 3/4 pot with 2pair or better. If you get raised only call with a set. If there is a flush possible, fold a set and only call with a straight or a flush
- The above rules apply to 3 barrel pots. If the flop and/or the turn was checked around bet all top pairs. Stronger second pairs can be a thin value bet. When checking weaker pairs fold if your opponent bets.

SRP | CALLER

Flop

- Check/call with TP and 2nd pairs and gutshots
- Check-raise (3-4x the size of your opponents bet) OESD, FD's, 2pair and better hands. Be willing to get all your money in with 2pair or better. If your FD has overcards you can get it all-in as well. With OESDs and normal FDs you should fold against a 3bet. If the 3bet is a mini-3bet, then you can call and see a turn card
- Check/fold everything else
- If the pot is multiway raise with 2pair or better. Call with TP, OESDs and FDs. Fold the rest
- If your opponent has checked, bet ½ pot with any bluff and with value hands you should pretend that you are the aggressor

Turn

- Whenever the flop was checked around bet 100% of your ranges. For tp+ use 3/4th pot sizing. For weaker value 1/2 pot sizing. Air 2/3rds sizing on the turn. Draws 3/4th pot sizing on the turn. When following through with a river bluff 2/3rd pot. River value sizing depends on hand strength, default is 3/4th pot sizing.

On the river, after betting the turn you should check 3rd-5th pair and AJ+. If OOP check/fold. These hands have more showdown value than betting value. Second pairs are a borderline range, second pairs that were top pair on the turn and second pocket pairs should be bet. Weaker second pairs usually checked. You should bluff all non-pair hands under AJ using 2/3rd pot sizing.

The above applies to when the flop was checked around in any limped or SRP, both HU and multiway (multiway on the turn, HU on the river). The only exception is that with multiway pots (multiway on the turn, hu on the river) you should only bet top pairs with second kicker+ for value. Check/fold all weaker value.

- If you have check/called the flop, you should check/call again with TP and if your hand improved to 2pair. You should only call again with 2nd pair if there is a FD possible or if you had TP on the flop, but an overcard hit on the turn. If your hand improved to better than 2pair on the turn, you should raise and get it all-in. If you are not sure about a situation you should post in the bestpokercoaching.com and ask for advice. Relax, Rome was not built in one day. Check/fold everything else
- If your opponent checks to you, bet any hand. If your opponent checks behind on the turn, bluff ANY river for ½ pot
- Multiway, fold everything that is not 2pair or better. Call with OESD and FD

River

- Check/call if you have improved to 2pair
- Check/call if your TP has A or K kicker
- Check/fold everything else
- The above rules apply to 3 barrel pots. If either the flop or turn was checked around you can call with any top pair.

Don't forget that if I instructed you in the turn manual to bluff twice with a hand, you should still do it. And before you ask again, yes, this is VERY exploitable. But trust me, your opponents are not capable of exploiting you, otherwise they would play NL50 or higher.

Warning: Do NOT make any hero-calls or hero-folds because you have a "sick read" or "special feeling". Follow the lines suggested here. Making "special plays" is the fastest way to go broke

3BET POTS | AGGRESSOR

Flop

- Same rules like in the single raised pot, with the only difference that you are getting it all-in versus a raise with FD, OESD and TP as well

Turn

- Bet $\frac{1}{2}$ pot with gutshots, 2nd pairs and sets, straights
- Bet $\frac{3}{4}$ with TP, OESD and FDs. If you have 1,5x of the pot in your stack, you should just shove with those hands

River

- If you have TP or better, go all-in (100BB stacks before the hand are assumed)
- Everything else, check-fold.
- Bluff $\frac{1}{2}$ pot if river is a 4-straight or 4-flush board

3BET POTS | CALLER

Flop

- Call with gutshot, 2nd pair, OESD, FD and top pair
- Raise with better hands and get it all-in
- If your opponent checks, bet $\frac{1}{2}$ pot as a bluff and pretend to be the aggressor when you have a value hand
- Unless stated otherwise, for all other situations the rules from the single raised pots apply

Turn

- Call again with TP and FD's. Only call with OESDs if you have an overcard as well. You can also call once more if you had a TP on the flop, but an overcard came on the turn. Fold the rest
- If checked to, bluff half pot if you don't have a hand. If you have a value hand, then pretend you are the aggressor and follow those rules

River

- Check/fold unless you have TP with Q kicker or better

FAQ Postflop Play:

Question: A situation is not explained that I find myself in very often. What should I do?

Answer: Please let me know. In order for me to add-on a rule, this rule has to cover a situation that comes up very often. You have to understand that such a general and easy to use approach that I use here never claims to be “complete” or “perfect”. It is supposed to work and give guidelines for the most frequent situations.

This book will be updated. It is the theory only, so you should definitely get the video course. We will also have live webinars where we can cover more specific questions.

Question: You never talked about a HUD. Should I be using one?

Answer: Yes, you are crazy if you don't. The reason why I didn't mention a HUD is because using a HUD means that we will make plays based on a specific opponent. This is definitely important and we will cover some of those issues in the practical part. However, once you know the basic lines, you are ready to move on to more advanced sections.

Question: I have a theoretical question

Answer: Get away from me! Seriously, ALL your questions should be rooted in a specific problem. You should have a specific hand that is bothering you. Once we see a specific problem, we can help you to solve this problem.

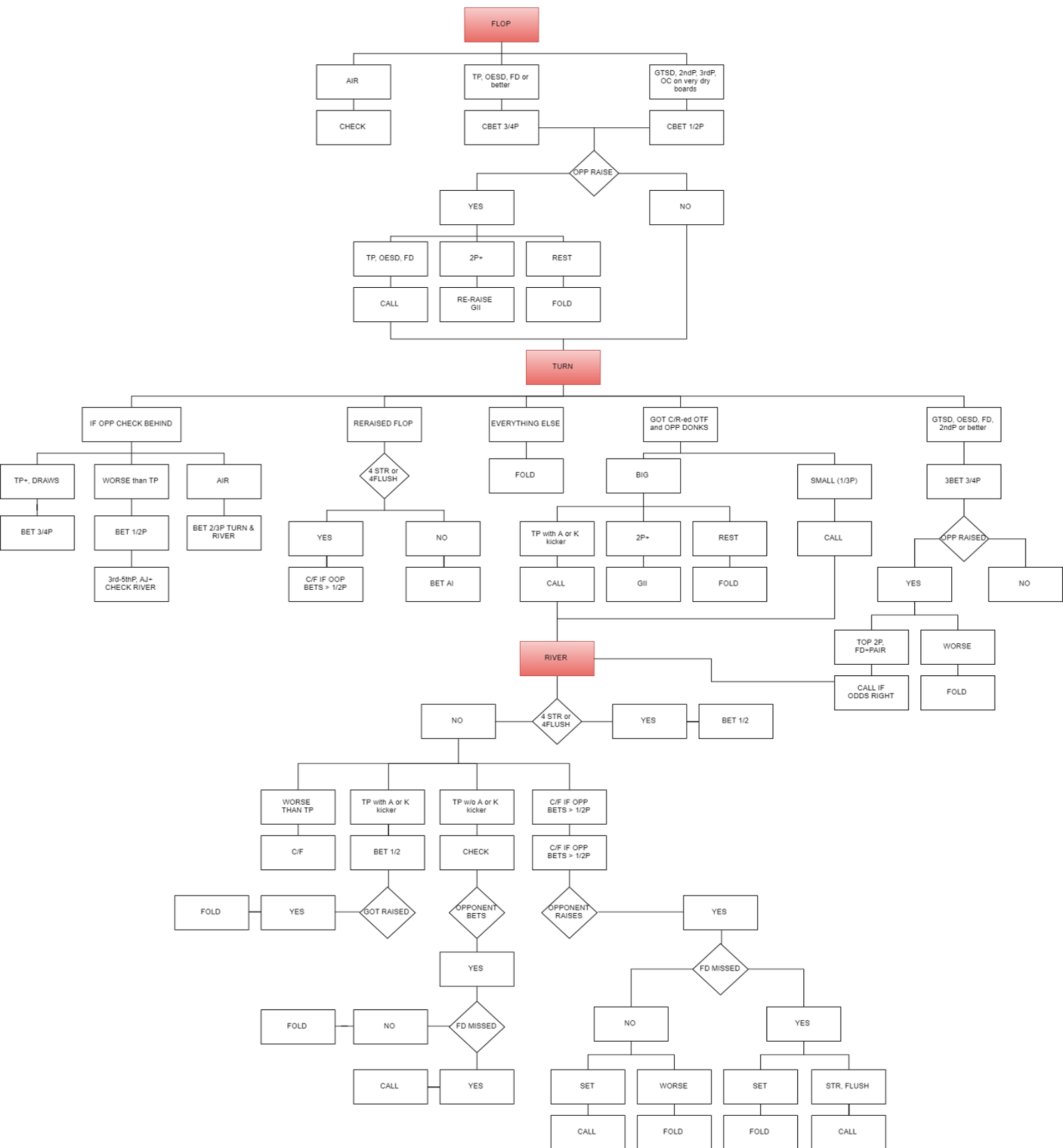
Detailed answer: I see a lot of theoretic discussions going on that have very little relevance in poker. And the truth is that it does not help the student as well. What helps is if you find yourself in a situation that you don't know how to solve. Mark the hand and share it with us. Then I (or another coach) will be able to show you how to specifically solve this problem, but also what the deeper general problem is. So by solving one specific situation, you automatically learn for other situations as well.

You can repeat this until you have no more questions left.

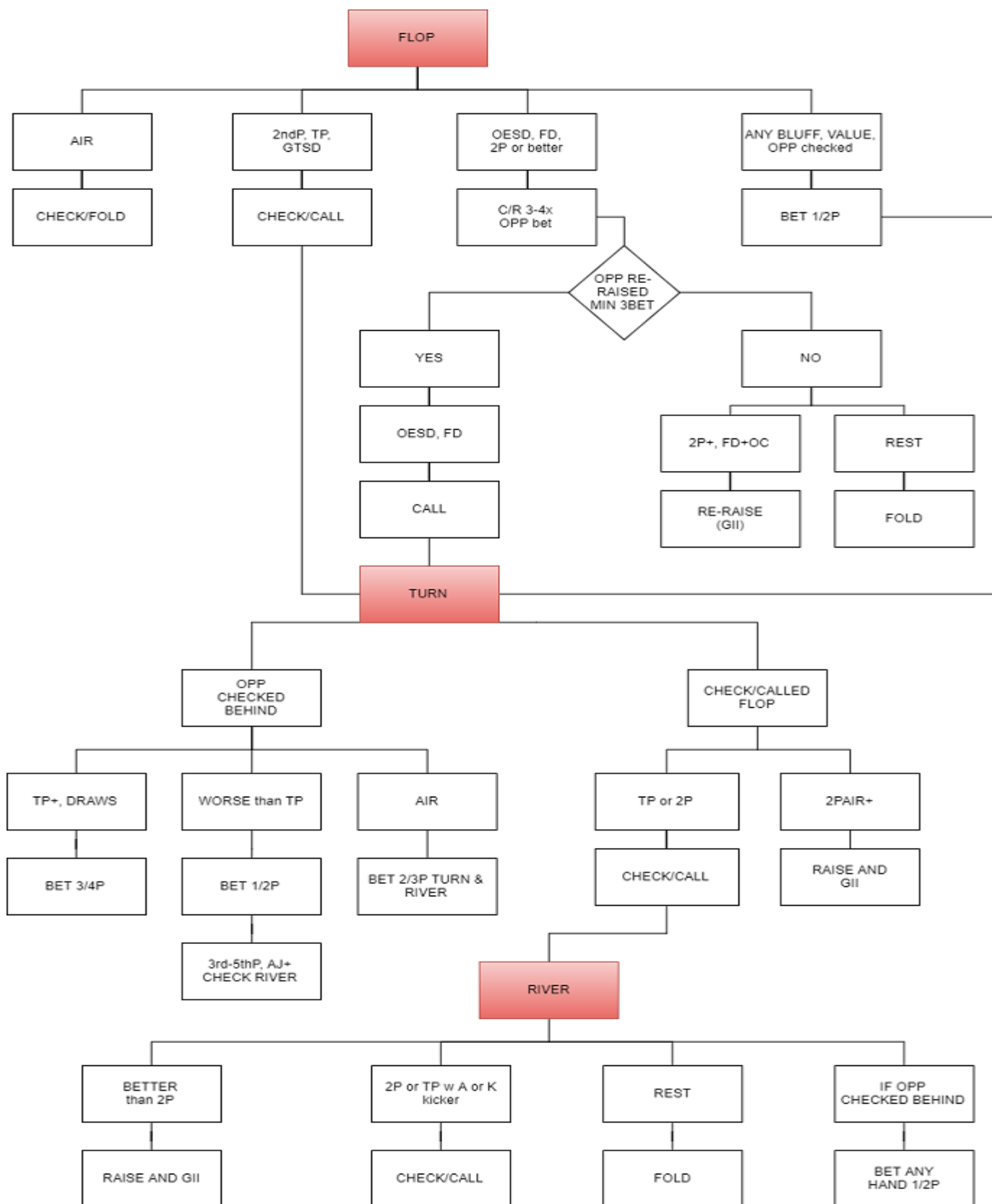
What should I do now?

I hope you bought the book and the video course together. This book contains the theory or the “blueprint”. The practical videos and live webinars will teach you how to use the strategy in practice. If you haven’t signed up, you should. Money should never be the reason why you don’t improve your game. First of all you can’t afford not to improve, but we also offer BPC credits as a bonus, so all you have to do is play on the site of your choice and your education pays for itself. You can get more information here: bestpokercoaching.com

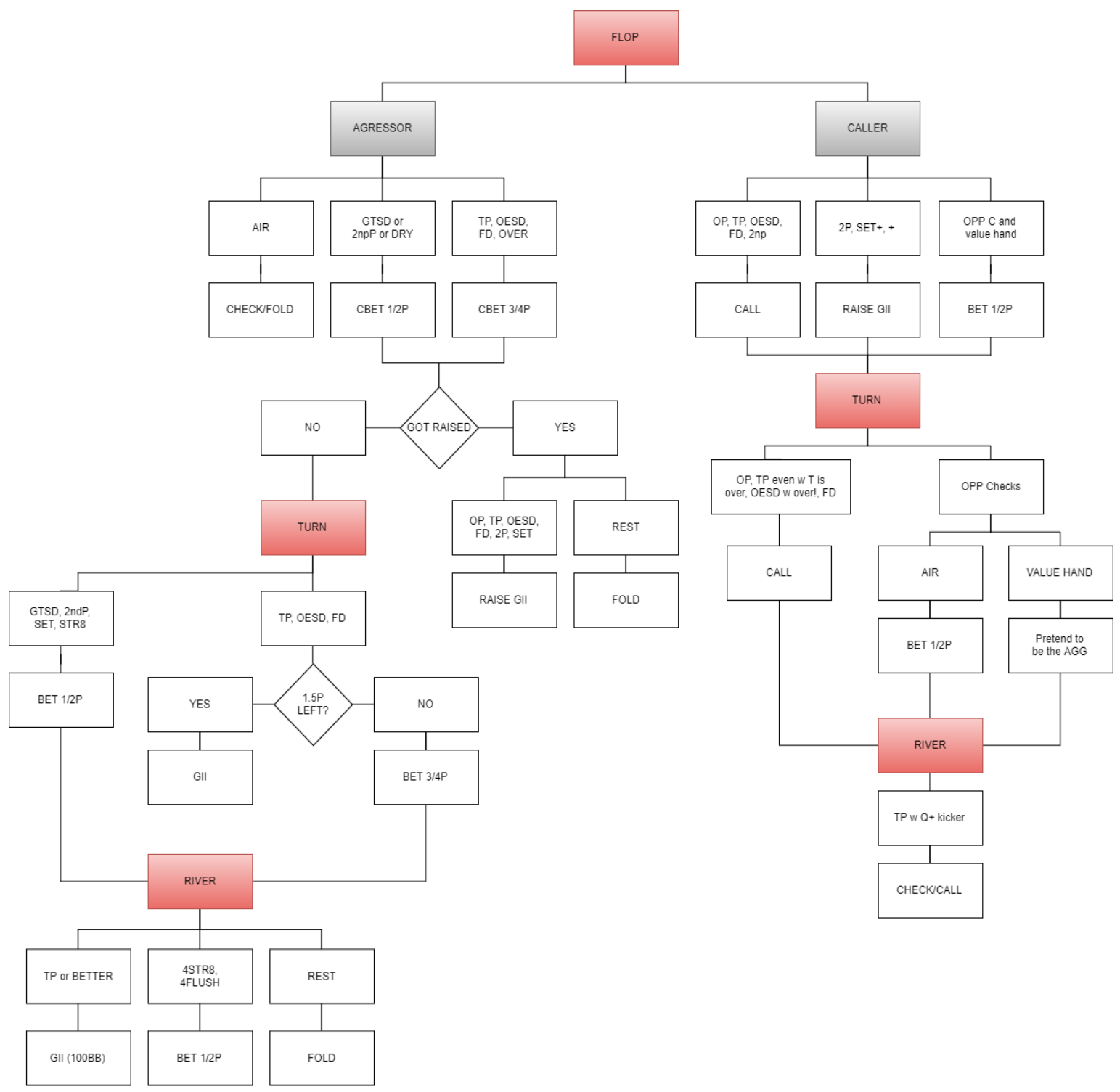
ANNEX I. - SRP AGGRESSOR



ANNEX II. - SRP CALLER



ANNEX III. - 3BET POTS



ANNEX IV. - MULTIWAY POTS

