

Configure Piazza within Schoology

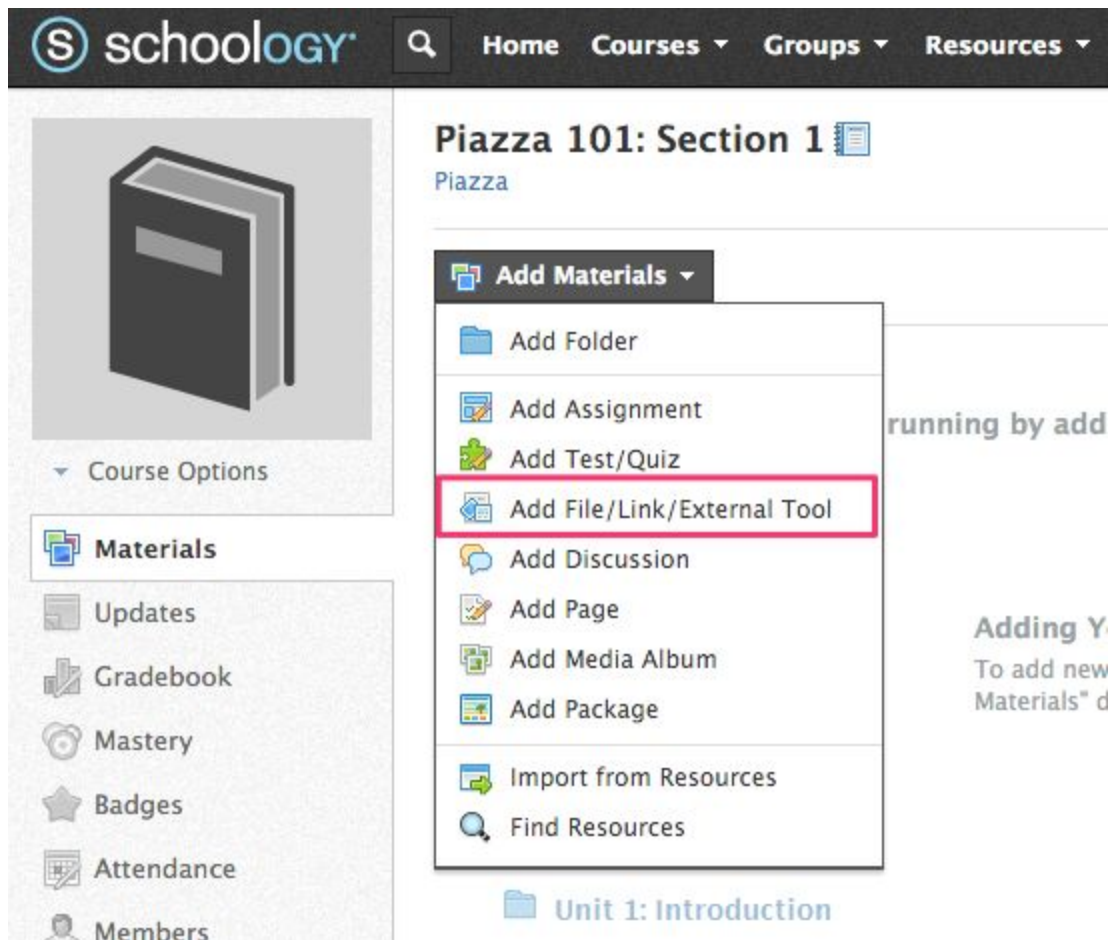
You will need three pieces of information from Piazza to complete this setup. These are:

- Consumer Key: piazza.sandbox
- Shared Secret: test_only_secret
- Launch URL (must be https): <https://piazza.com/connect>

Please email integrations@piazza.com to receive a key and secret for your school when you're ready to use the integration for real classes. **The key above is for testing purposes only and has limited functionality.** Please contact us if you have any issues with the following instructions, or if have questions about using Piazza with Schoology.

Add Piazza as an External Tool

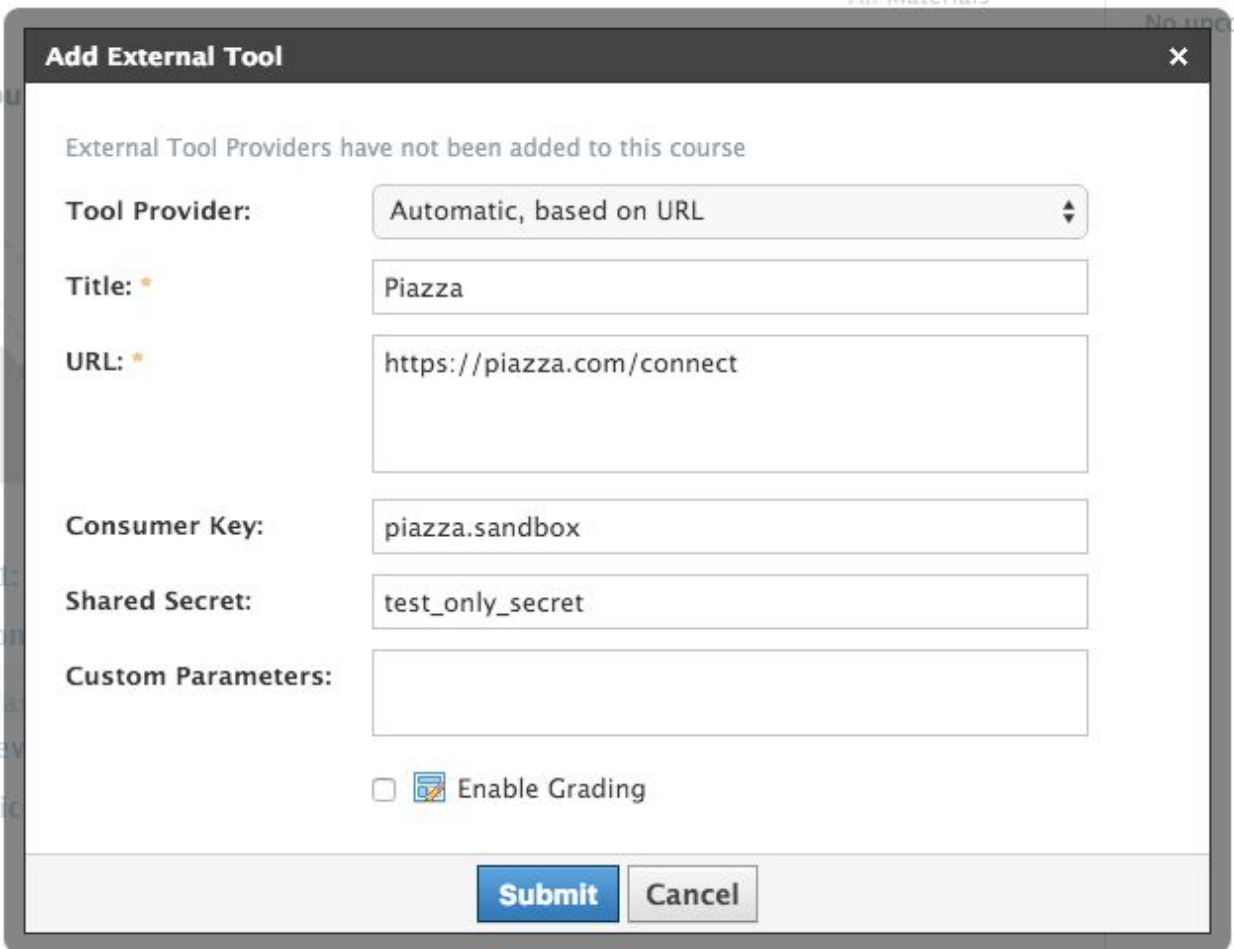
1. While viewing your course page, click **Add Materials** and select **Add File / Link / External Tool** from the drop down menu.



2. From the pop-up that appears, select **External Tool**



3. In the “URL” field, enter **https://piazza.com/connect**
4. Fill in the “Consumer Key” and “Shared Secret” fields with the values you received from emailing integrations@piazza.com and click “Submit”



Add External Tool [X]

External Tool Providers have not been added to this course

Tool Provider: Automatic, based on URL


Title: * Piazza

URL: * https://piazza.com/connect

Consumer Key: piazza.sandbox

Shared Secret: test_only_secret

Custom Parameters:

 Enable Grading

Submit **Cancel**

5. **Piazza** should now be listed in your **Materials** section. Clicking on the tool will bring you to the “**Link to Piazza**” page, where you will be able to either create a new class on Piazza or link to your existing Piazza course.

Piazza 101: Section 1

Piazza

 Add Materials ▾  Options ▾

All Materials ▾



Piazza





piazza

Link to Piazza

School Information
Piazza LTI Sandbox

Create your class on Piazza. (Already created your class on Piazza? See below.) *

Class Name:

Class Number:

Estimated Enrollment:

Term:

OR

Already created a class on Piazza? *

Search for your existing Piazza

Class Number:

Term:

* **Teaching Multiple Sections?** Merge them into one Piazza! Piazza leverages the collective knowledge of its community, so the more brains you have focused on the same material, the more powerful Piazza is a resource. Plus, your answers to questions will be visible to all sections.

Having trouble? Email us at team@piazza.com or call us at 1-800-818-4124, and we'll help you get started!

Welcome to Piazza!

Piazza is a free platform for instructors to efficiently manage class Q&A. Students can post questions and collaborate to edit responses to these questions. Instructors can also answer questions, endorse student answers, and edit or delete any posted content.

Piazza is designed to simulate real class discussion. It aims to get high quality answers to difficult questions, fast!

The name **Piazza** comes from the Italian word for plaza—a common city square where people can come together to share knowledge and ideas. We strive to recreate that communal atmosphere among students and instructors.

[See why Piazza works](#)

6. Once you have linked your Schoology page to your class on Piazza, this link will be saved so that your students will be taken directly to your specific Piazza page when they click the tool link.

If you have any questions about LTI integration with Piazza, please contact us at integrations@piazza.com