

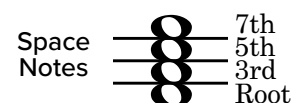
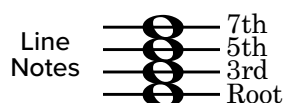
UNIT 5

Seventh Chords

LESSON FOR LIFE

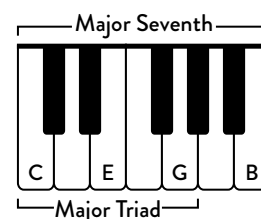

A **Seventh Chord** is a four-note chord with a root, 3rd, 5th, and 7th. Starting with a root position chord, a seventh chord can be built by adding a note that is a 7th above the root.

- ▶ The RH fingering for root position seventh chords is 1 2 3 5.
- ▶ The LH fingering for root position seventh chords is 5 3 2 1.



Major Seventh Chord

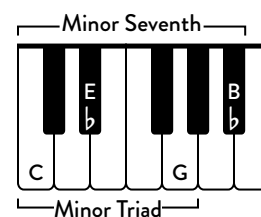

A **Major Seventh Chord** consists of a major triad (chord) with an added major seventh. A major seventh chord can be built by playing the first, third, fifth, and seventh notes of any major scale.



Helpful Hint: An easy way to find the 7th of a major seventh chord is to play the root of the major chord an octave higher and then move down a half step.

Minor Seventh Chord

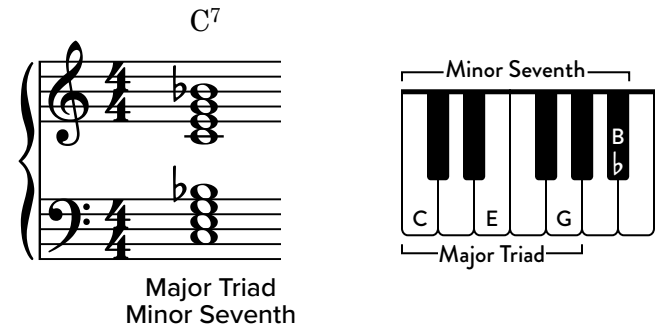
A **Minor Seventh Chord** consists of a minor triad (chord) with an added minor seventh. A minor seventh chord can be built by playing the first, third, fifth, and seventh of any natural minor scale.



Helpful Hint: An easy way to find the 7th of a minor seventh chord is to play the root of the minor chord an octave higher and then move down a whole step.

FIT FOR LIFE**Review: Dominant Seventh Chord**

A dominant seventh chord consists of a major triad (chord) with an added minor seventh.



Helpful Hint: An easy way to find the 7th of a dominant seventh chord is to play the root of the major chord an octave higher and then move down a whole step.

Major, Dominant, and Minor Seventh Chords

1. **Cmaj7** **C7** **Cm7**

2. **Gmaj7** **G7** **Gm7**

3. **Fmaj7** **F7** **Fm7**



The exercises are presented in three numbered sections, each in 4/4 time. Section 1 shows Cmaj7, C7, and Cm7. Section 2 shows Gmaj7, G7, and Gm7. Section 3 shows Fmaj7, F7, and Fm7. Each section includes a sequence of notes for the major triad (1, 2, 3, 5) and the minor seventh (5, 3, 2, 1) in both hands. A large 'SAMPLE' watermark is visible across the exercises.

PENCIL TO PAPER


1. Circle Major Seventh or Dominant Seventh for each chord.



Major Seventh
Dominant Seventh



Major Seventh
Dominant Seventh



Major Seventh
Dominant Seventh

2. Circle Major Seventh or Minor Seventh for each chord.



Major Seventh
Minor Seventh



Major Seventh
Minor Seventh





Major Seventh
Minor Seventh

3. Draw an interval of a major 7th from the root of each major chord to form a Major Seventh chord.



4. Draw an interval of a minor 7th from the root of each major chord to form a Dominant Seventh chord.



5. Draw an interval of a minor 7th from the root of each minor chord to form a Minor Seventh chord.



6. The right-hand fingering for a seventh chord in root position is _____.


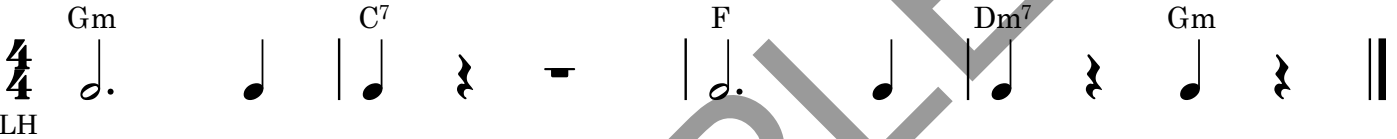
7. The left-hand fingering for a seventh chord in root position is _____.

FEEL THE BEAT


Clap or tap, and count aloud.

1. 
2. 

Play the chords in the rhythms shown.

3. 
4. 

AT A GLANCE

Play and count. Swing the 8th notes. ()

1. 
2. 
3. 
4. 

FUN FOR LIFE

An Old West Sunset

Melody Bober

Lazily (♩ = 92) 



4 8 12


TAKING THE LEAD

Create a lead sheet arrangement of “Jazz Reflections” using these chords:

Cmaj7 Dm7 Em7 Fmaj7 C/G Ab G Fm7 Bb Ebmaj7 Fm

LIFE OF THE PARTY

Create a lead sheet arrangement of “Polovtsian Dance” using these chords:



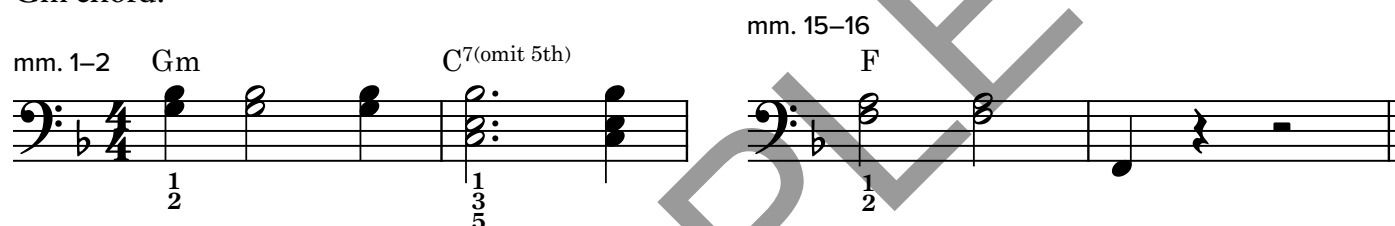
1. Practice the chords with the left hand (LH).
2. Practice the melody with the right hand (RH).
3. Play a block chord in the LH on beat 1 of each measure while playing the RH melody. In measures 5 and 13, omit the 5th of the Gm chord.

4. Create an arrangement with block chords.

► For measures with a three-note chord (mm. 1, 3, 5, 7, 9, 11, 13), use this rhythm (♩ ♩ ♩) and omit the 5th of each chord.

► For measures that use a seventh chord (mm. 2, 4, 6, 8, 10, 12, 14), use this rhythm (♩. ♩.) and omit the 5th of each chord.

► In measures 15–16, change the pattern for the ending.

**Polovtsian Dance**

(from *Prince Igor*)

Alexander Borodin
(1833-1887)

Moderato (♩ = 112)