

GUITAR

PRAISE & WORSHIP

Level One

SONGBOOK

CD TRACK	PAGE
1. AMAZING GRACE (MY CHAINS ARE GONE)	4
2. HALLELUJAH (YOUR LOVE IS AMAZING)	7
3. BREATHE	10
4. DID YOU FEEL THE MOUNTAINS TREMBLE?	12
5. IN CHRIST ALONE	16
6. GOD OF WONDERS	18
7. HERE I AM TO WORSHIP	21
8. YOU ARE MY ALL IN ALL	24
9. LET GOD ARISE	26
10. THE WONDERFUL CROSS	29

Shawnee Press, Inc. &

1107 17th Avenue South • Nashville, TN 37212

Unauthorized copying, arranging, adapting or recording of any of the works contained in this book is an infringement of copyright, strictly prohibited by law and prevented by your integrity.

Visit Shawnee Press Online at www.shawneepress.com/songbooks

How to Use this book and enhanced Split-Track CD

The included CD makes use of split tracks. What this means is the singer is recorded on the left channel and the guitar on the right. Therefore, you have the capability of muting either one or the other while still hearing the rest of the instruments. This is very useful in the rehearsal and/or performance of songs.

For example:

By adjusting the balance control all the way to the left on your traditional CD player or stereo, you will mute the guitar. This allows you to play along with the track using live guitar.

OR:

By adjusting the balance control all the way to the right on your traditional CD player or stereo, you will mute the singer. This allows you to sing along with the track, while still hearing the guitar.

Whether muting the guitar or the singer, you can still hear all the other instruments.

By placing the balance control in the center, you will hear voice, guitar and the other instruments.

The split-track function also works if playing the CD on your PC with Windows®. Simply load your CD into the computer, and a window pops up. Choose the appropriate button, depending on the format in which you would like to hear songs played.

Your options include: Split-Track (*includes instruments and vocal*), Instruments & Guitar (*vocal muted*), or Instruments & Vocal (*guitar muted*).

NOTE: On Mac, songs will play in all formats, but you'll need to locate and play the particular MP3 which is in the format you want.

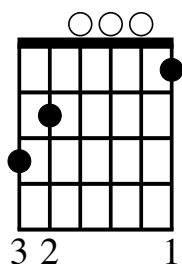
BONUS PDF FILES!

There are printable Lead Sheets (with melody, lyrics and Chord Frames) right on the CD! You may also view any lead sheet on screen while listening to the song play on your computer at the same time. The original purchaser of this book/CD may print any PDF file (lead sheet) one time. This is a non-transferable permission.

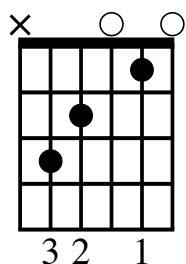
Enjoy!

Chords Reference

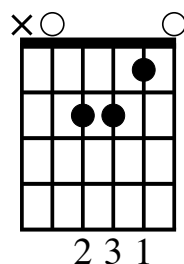
G7



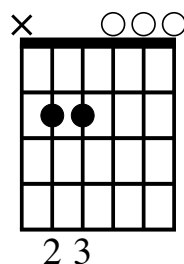
C



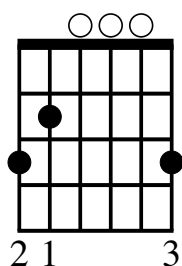
A m



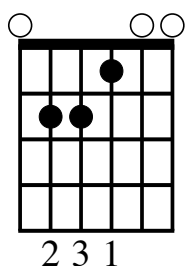
E m



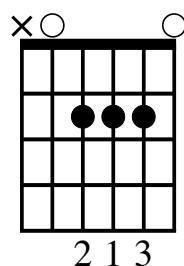
G



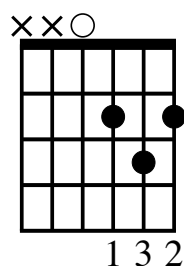
E



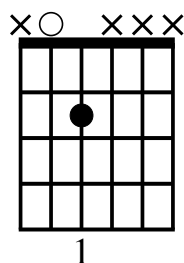
A



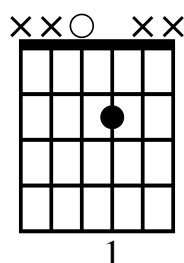
D



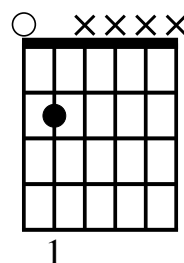
A5



D5



E5




The original purchaser of this book and CD is hereby granted permission by the publisher to print a maximum of 1 copy of each PDF music file contained on the CD herein. This is a nontransferable license.

Amazing Grace (My Chains Are Gone)

Words and Music by
CHRIS TOMLIN and LOUIE GIGLIO

Strong, steady four ♩ = 60



VERSE 1, 2

4 *mf* D G D

1. A - maz - ing grace, how sweet the sound, that saved
(2.) grace that taught my heart to fear, and grace

7 A

a wretch like me. I once
my fears re - lieved. How pre-

9 D G D

- was lost, but now I'm found, was blind
cious did that grace ap - pear the hour

1. Repeat to VERSE 2

(to meas. 5)

11 A D

but now I see. 2. 'Twas

2. To CHORUS

13 A D

I first be - lieved. My chains are

Amazing Grace (My Chains Are Gone)

Lead Sheet

Words and Music by
CHRIS TOMLIN and LOUIE GIGLIO

Strong, steady four ♩ = 60

