


BRAZILIAN SUNSET - IMPROVISATION STARTERS

To begin improvising a solo over *Brazilian Sunset*, play different rhythms using any combination of the pitches below. You may play the pitches in any order. Start by using rhythms from the RHYTHM STUDIES, and then create your own. Drums and other non-pitched percussion instruments may improvise using just rhythms.


Play your solo during the solo section of *Brazilian Sunset* (bars 33-40). The rhythm section (guitar, piano, bass, drums, and percussion) will play an accompaniment groove along with you. Your rhythms should fit within this groove.

You may also practice improvising using the UNISON SOLO STUDY accompaniment. All IMPROVISATION STARTERS as well as the UNISON SOLO STUDY accompaniments may be downloaded for free from the **Kjos Multimedia Library** at www.kjos.com.


GUITAR, PIANO, Mallet Percussion, FLUTE, OBOE




ALTO SAXOPHONE, BARITONE SAXOPHONE, ALTO CLARINET



TRUMPET, TENOR SAXOPHONE, CLARINET, BASS CLARINET, BARITONE T.C.



F HORN



TROMBONE, BASS, BASSOON, BARITONE B.C., TUBA

