

# PlatinumPlanner.com Preceptor Login Guide

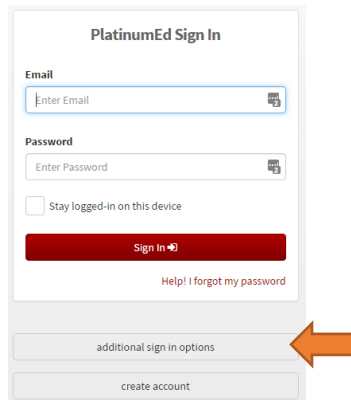
## PRECEPTOR LOGIN

Welcome to Platinum Planner! If you were given a username or login, use that information to login to your account.

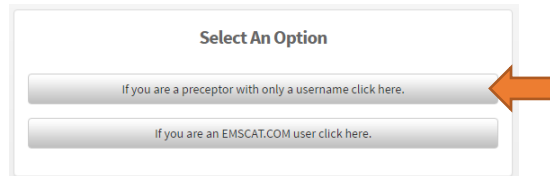
Go to [www.platinumplanner.com](http://www.platinumplanner.com) and click on the **Login** button on the top header.



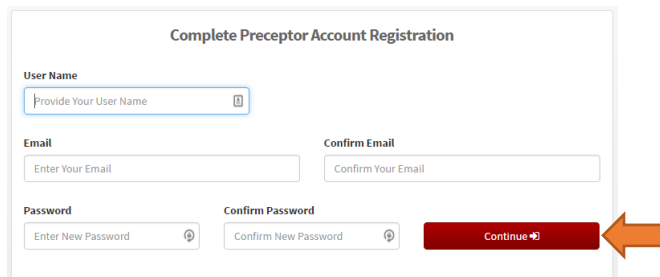
If you were not given a password, click on the **additional sign in options** button below the sign-in screen.



Click on the first option; **If you are a preceptor with only a username click here** button.



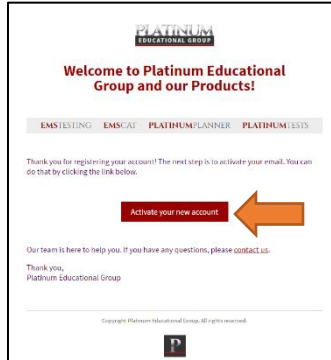
You will be directed to the **Complete Preceptor Account Registration** page.





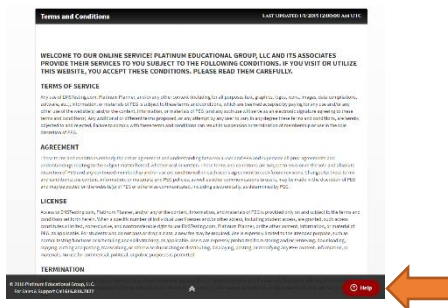
Enter your **User Name** if you were given one (your username may be your email address). If not enter your **Email, Confirm Email, New Password** and **Confirm your Password**.

Click the **Continue** button to proceed.

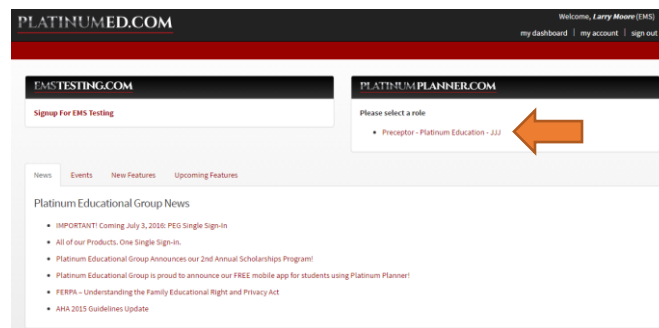


You will receive an email asking you to **Activate your new account**. Click the red button to Activate your new account.

You will need to accept the terms and conditions of use before you can access [www.platinumplanner.com](http://www.platinumplanner.com). If you have any questions regarding our terms and conditions of use, please click on the **help** link on the button on the bottom right of the screen.



Once you accept the terms & conditions you will be brought to your dashboard where you will see your **Preceptor – School Name** listed under PlatinumPlanner.com.



Click the link to be directed to your **Platinum Planner home page**.