

FLEET ENGINEERS

Driving Forward™

PRODUCT CATALOG

2017

AERODYNAMIC SOLUTIONS



DOOR SYSTEMS



SPRAY CONTROL



PARTS AND ACCESSORIES



For over 50 years, Fleet Engineers has built a solid reputation for producing quality truck and trailer products. As we continue to grow, our commitment to providing superior quality systems solutions and parts to our customers is growing with us. Our team of industry-best professionals is focused on continually expanding and improving our product lines, technology and capabilities to serve the commercial vehicle industry and to do our part in keeping your trucks on the road.

CONTACT US TODAY TO LEARN MORE.

800-333-7890

FLEETENGINEERS.COM



AERODYNAMIC SOLUTIONS

DOOR SYSTEMS

SPRAY CONTROL

**TRUCK AND TRAILOR
ACCESSORIES & PARTS**

Order/Warranty Information..... 2

Packaging Terms/Definitions 3

Aerodynamic Solutions 4-6

AeroSaver Trailer Side Skirt..... 4
 AeroSaver Classic Trailer Side Skirt 5
 AeroSaver Pup Trailer Side Skirt..... 6
 AeroPan Belly Panel..... 6

Spray Control..... 7-87

FENDERS and FENDER MOUNTS

Quarter Fenders Overview 7
 AeroSlipper Series Quarter Fenders..... 8
 XT Series Cross-Tube Quarter Fenders..... 10
 PM Series Paddle Mount Quarter Fenders..... 14
 Spray Master Poly Fender Overview 17
 Spray Master Poly Fenders..... 18
 Spray Master Classic Fender Overview 20
 Spray Master Classic Fenders..... 21
NEW Quick Pick Fender Mount Hardware Kits 24
 Individual Fender Replacements..... 32
 Quarter Fender Individual Mount Replacements 34
 Spray Master Classic Individual Mount Replacements 36
 Spray Master Poly Individual Mount Replacements 44

FLAP BRACKETS

Spring Loaded Mud Flap Brackets 51
 Bar Type Mud Flap Brackets 60
 Bar Type Mud Flap Bracket Cast Mounts..... 65

MUD FLAPS

AeroFlap Mud Flaps..... 67
 Bottom Flaps..... 68
 Top Flaps..... 71

SPRAY CONTROL ACCESSORIES

Decorative Strips for Fenders 73
 Brush Kits 74
 Adapters..... 76
 Retaining Straps and Mounting Angles..... 78
 Anti-Sail Brackets and Top Plates 79
 Conspicuity..... 82
 End Caps..... 86

Door Systems..... 88-161

ROLL-UP DOORS

PrecisionTrak® Roller Doors 88
 ToughTrak® Roll-Up Doors 92
 PolyTrak® Roll-Up Doors..... 94
 Roll-Up Door Replacement Panels 96
 Roll-Up Door Hinges and Roller Mounts 99
 Roll-Up Door Rollers 106
 Roll-Up Door Locks and Latch Plates..... 107
 Roll-Up Door Track, Operator and Components 110
 Roll-Up Door Lift Handles and Pull Straps 121
 Roll-Up Door Cables and Brackets..... 123
 Roll-Up Door Seals and Retainers 126
 Roll-Up Door Conversion Kits..... 131

SWING DOORS

Hinge Butts, Door Hinges and Pins..... 132
 Handles and Hold Backs..... 151
 Lock Rods and Component Parts 155
 Door Seals..... 160
 Door Bumper and Corner Iron 161

Parts and Accessories 162-191

Coil Racks 162
 Corner Protectors 163
 Tie Down Rings 165
 Recessed Lashing Rings..... 168
 Stake Pockets and Rope Hooks..... 169
 Landing Gear Parts 170
 Louvered Vents..... 175
 Dry Freight Vent Doors..... 176
 Latch Assemblies..... 179
 Cam and Latch Bar Assemblies 180
 Document Holders..... 181
 Wheel Chocks 182
 Bumpers, Handles and Patches 183
 Service Decks..... 184
 Folding Steps..... 186
 Tire Carriers 187
 Fasteners..... 189

Retail 192-198

NEW Product Retail Bins..... 192
NEW Product Retail Packs 194
 Point-of-Purchase Displays..... 196

Cross Reference Guides..... 199-221

Numerical/alphabetical cross reference 199
 Manufacturer cross reference 207
 Parts Index 213
 Part number replacements 221
 Conversion Charts..... Inside Back Cover

How to Order

Owner, Operator, End User:

Fleet Engineers' products are sold throughout the world. Please call our main office at 800-333-7890 or email us to find a dealer near you.

Dealers & Distributors:

Call, fax, or email your order to Fleet Engineers. Our Sales/Customer Service desk hours are Monday - Friday, 8:00 a.m. - 5:00 p.m. EST.

Phone: 1-800-333-7890

Fax: 231-777-2720 (24 Hours)

Email: salesorders@fleetengineers.com

Business Address: 1800 E. Keating Avenue, Muskegon, MI 49442-6189 U.S.A.

All custom products have specific "How to Order" instructions listed with the product description which can be found in the product catalog.

You may search for a Distributor on our website or contact our customer service team for assistance.

Cross Reference Guide & Complete Product Index

Cross reference guides and a complete product index can be found in the back of this catalog. Cross reference numbers are listed two ways: (1) in numerical/alphabetical order with the cross reference manufacturer, Fleet Engineers' part number and the corresponding page number and (2) listed by manufacturer. All product part numbers are listed in numerical order with the corresponding catalog page number.

Warranty Information

Please visit our website at fleetengineers.com for complete warranty information.

Packaging Terms




SINGLE

Individual items that are bulk packed to optimize freight.




VALUE PACK

Order products in value pack multiples to take advantage of volume-based pricing. Look for this  icon throughout our catalog.



RETAIL PACK

Product packaged in a branded point-of-purchase bag designed for showroom merchandising. Look for this  icon throughout our catalog.

See page 194 for full details.



PACKAGED SET

A set of items kitted in a single package or box.



BULK SET

A group of items ordered as a single part number that are bulk packaged to optimize freight (may require multiple pallets or packaging).

Definitions

RoadKote® - Black e-coat finish.

Black Primer - Black primer finish, either water or oil base.

NS - Non-standard color requiring minimum quantity order.

Roadside* - The left side of the tractor/trailer as viewed from behind.

Curbside* - The right side of the tractor/trailer as viewed from behind.

*Based on North American Road System

Tire Sizes Compatible with Spray Master® Fenders with Slidetrax

Minimum tire diameter is 35.2" (894mm)
Maximum tire diameter is 41.78" (1061mm)

North American truck dual tire sizes

- 245/70R19.5*
- 12R22.5
- 265/70R19.5*
- 235/80R22.5
- 285/70R19.5*
- 255/80R22.5
- 9.00R20
- 255/70R22.5
- 10.00R20
- 275/70R22.5
- 11.00R20
- 275/80R22.5
- 9R22.5
- 275/80R24.5
- 10R22.5
- 11R24.5
- 11R22.5

* Recommended use with spray suppression brush or skirting

European truck dual tire sizes

- 9.5R17.5*
- 10.00R20
- 10R17.5*
- 8R22.5
- 235/75R17.5*
- 9R22.5
- 245/75R17.5*
- 10R22.5
- 245/75R19.5*
- 10/70R22.5
- 265/75R19.5*
- 255/70R22.5
- 6.50R20*
- 11R22.5
- 9.00R19.5
- 11/70R22.5
- 9.50R19.5
- 275/70R22.5
- 7.00R20
- 275/80R22.5
- 7.50R20
- 285/70R22.5
- 8.25R20
- 295/70R22.5

* MUST use with spray suppression brush or skirting

Tire Sizes Compatible with Spray Master® Fenders

Minimum tire diameter is 28" (711mm)
Maximum tire diameter is 32.6" (828mm)

North American truck dual tire sizes

- 7.50R15
- 9.50R16.5
- 8.25R15
- 8.5R17.5
- 7.50R16
- 10R17.5
- LT215/85R16
- 215/75R17.5
- LT225/75R16
- 8R19.5
- LT235/85R16*
- 225/70R19.5
- LT245/75R16*
- 245/70R19.5*

* Not recommended use with spray suppression brush or skirting

European truck dual tire sizes

- 6.70R15
- 215/75R16
- 205/70R15
- 225/75R16
- 205/80R15
- 6.00R16
- 7.00R15
- 6.50R16
- 7.50R15
- 7.00R16
- 8.25R15
- 7.50R16
- 19R400
- 7R17.5
- 195R16
- 8R17.5
- 195/75R16
- 8.5R17.5
- 205R16
- 205/75R17.5
- 205/75R16
- 215/75R17.5
- 215R16
- 225/75R17.5

AeroSaver™ Aerodynamic Trailer Side Skirt



AEROSAVER AERODYNAMIC TRAILER SIDE SKIRT

FEATURES

- Lightweight blend of polypropylene and fiberglass panels are rigid enough to prevent movement in all driving conditions, yet flexible enough to yield when they encounter obstacles
- Fuel savings of up to 7% can be obtained by reducing drag from the underside of the trailers
- Averages up to 6" of additional ground clearance over standard side skirts, reducing the risk of damage without altering fuel savings or performance
- Three-piece panels to simplify installation for an individual and provide economical shipping and storage.
- Patented QuickMount brackets accept the pre-assembled SkirtTrack channel while still leaving room for adjustability before securing in place

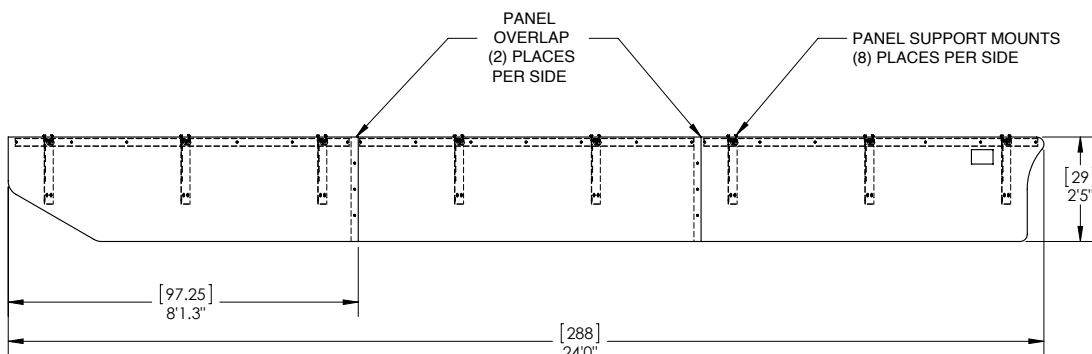


ORDER DETAILS

- Packaged set is enough to do both sides of the trailer, consists of skirting, supports, and hardware. Support hardware is RoadKote.

SPECIFICATIONS

part no.	weight (lbs.)	pop. code	trailer application	height (in.)	length (ft.)	supports per kit	skirts per kit	color	package	pkg qty
034-02533	278.00	B	53.00'	29.00"	24.00'	16	1 (2 sides)	white	packaged set	1
034-02533-5	1171.00	A	53.00'	29.00"	24.00'	16	1 (2 sides)	white	value pack	5



AeroSaver™ CLASSIC Aerodynamic Trailer Side Skirt



FEATURES

- Lightweight aluminum construction and RoadKote hardware offer maximum strength and corrosion resistance
- Reduces fuel use by up to 6%
- Easy installation with SkirtTrack and QuickMount systems
- Flexible bottom extrusion to prevent damage from obstacles
- Straight or angled mounting capability
- Reefer cut-out option
- Two sizes to accommodate 48' and 53' trailer lengths



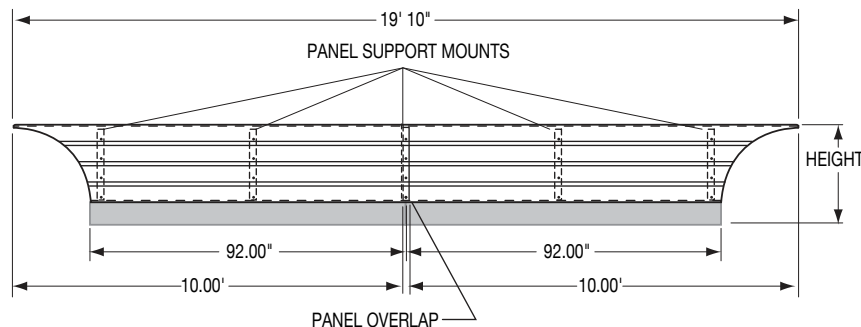
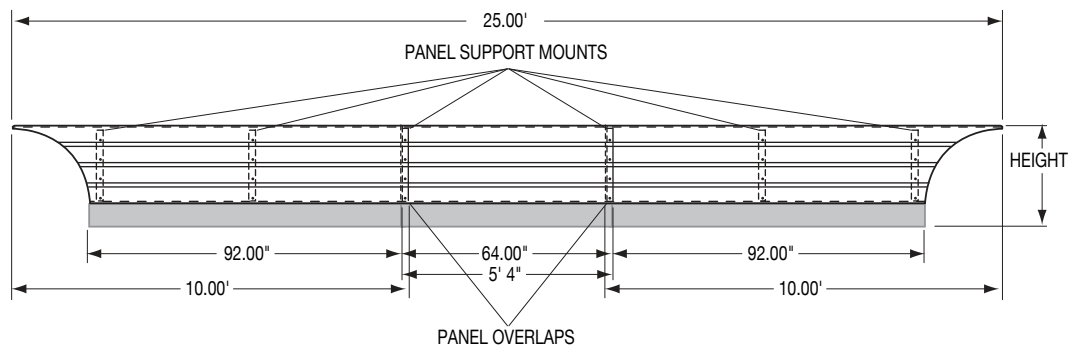
ORDER DETAILS

- Packaged set is enough to do both sides of the trailer, consists of skirting, supports, and hardware.

SPECIFICATIONS

part no.	weight (lbs.)	trailer application	height* (in.)	length** (ft.)	supports per kit	skirts per kit	package	pkg qty
034-02290	251.00	53.00'	29.00"	25'	12	(4) 10' and (2) 5'	packaged set	1
034-02300	229.00	48.00'	29.00"	19' 10"	10	(4) 10'	packaged set	1

Supports are mounted on 5' centers. Individual skirts are either 10' or 5' in length.



AEROSAVER CLASSIC AERODYNAMIC TRAILER SIDE SKIRT

AeroSaver™ Aerodynamic Pup Trailer Side Skirt

FEATURES

- Designed exclusively for 28' and 33' pup trailers
- Installs easily using patented QuickMount and SkirtTrack systems
- No holes to drill into the trailer during installation
- Two lightweight panels per side



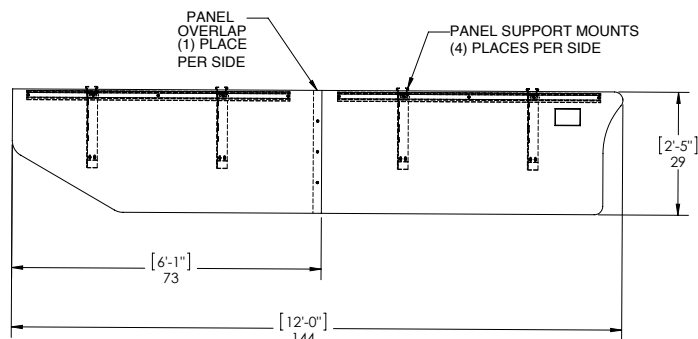
ORDER DETAILS

- Packaged set is enough to do both sides of the trailer, consists of skirting, supports, and hardware. Support hardware is RoadKote.



SPECIFICATIONS


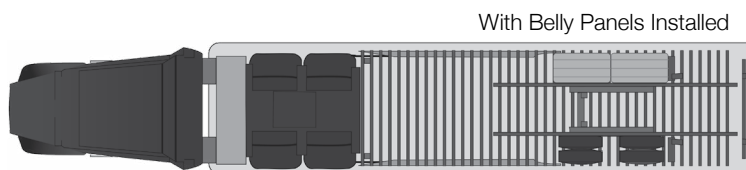
part no.	weight (lbs.)	trailer application	height (in.)	length (ft.)	supports per kit	skirts per kit	color	package	pkg qty
034-02597	136.00	28.00'	29.00"	10.00'	8	1 (2 sides)	white	packaged set	1



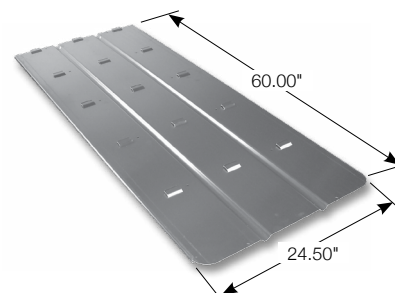
AeroPan™ Belly Panel

FEATURES

- Protects cross members in the event of a tire blow out
- Reduces drag
- Easy installation onto trailer cross members
- 16 gauge high performance aluminum
- Universal fit
- Part number represents one piece



Without Belly Panels Installed



SPECIFICATIONS

part no.	weight (lbs.)	finish	package	pkg qty
034-02394	9.94	aluminum	single	1

AEROSAVER AERODYNAMIC PUP TRAILER SIDE SKIRT

QUARTER FENDERS

AeroSlipper™ Aerodynamic Design

AeroSlipper Quarter Fenders are designed with a short support tube for superior aerodynamic performance. The reinforced support tube minimizes drag and also reduces the amount of dirt and debris that collect against the crossbar.




▲ **ASP-25**
Available with or without top flaps.

MODELS INCLUDE
ASP-25 – Poly
ASC-24 – Classic Metal

XT-Series Cross-Tube Mounts

Fleet Engineers **Cross-Tube Mount Series** are full length fender mount solutions. Configuration options include both standard and low mount options. Part Managers are most impressed with the various materials and finish options.



▲ **XTC-24**
Available with or without top flaps. Multiple metal options. Low Mount style available.

MODELS INCLUDE
XTP-24 – Poly
XTPL-24 – Low Mount Poly
XTC-21 / XTC-24 – Classic Metal
XTCL-24 – Low Mount Classic Metal

PM-Series Paddle Triangle Mounts

Paddle Mount Quarter Fenders are desired for their attractive appearance and optimized functionality. Fleet Engineers **Paddle Mounts** have a full length cosmetically designed triangle cross bar with hidden mounting bolts to create a clean uncluttered appearance.



▲ **PMCL-25**
Available with or without top flaps. Multiple metal options.

MODELS INCLUDE
PMC-24 – Classic Metal
PMCL-24 – Low Mount Classic Metal
PMC-25 – Classic Metal

QUARTER FENDERS



Standard
Side Mount Socket



Premium
Post Mount Socket

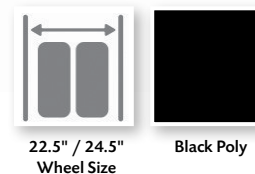

Quick Picks Mounting Hardware

Every Fleet Engineers Quarter Fender is available with a complete set of mounting hardware, we call them "Quick Picks." Simply select Standard Side Mount Socket or Premium Post Mount Socket and get complete kits with every washer, nut, bolt and bar delivered to fit your fender, your vehicle.

AeroSlipper™ Poly ASP-25 Series Quarter Fenders

FEATURES

- Designed with a short support tube for superior aerodynamic performance
- Lighter weight than classic metal quarter fenders
- One piece injection molded design, includes v-rib channels on the underside to move water spray away from the tire and out of the path of drivers on the road
- Textured fender surface reduces scratches and dings
- Unaffected by heat and cold – range of -40°F to 130°F (-40°C to 55°C)
- 25 x 24" fender size



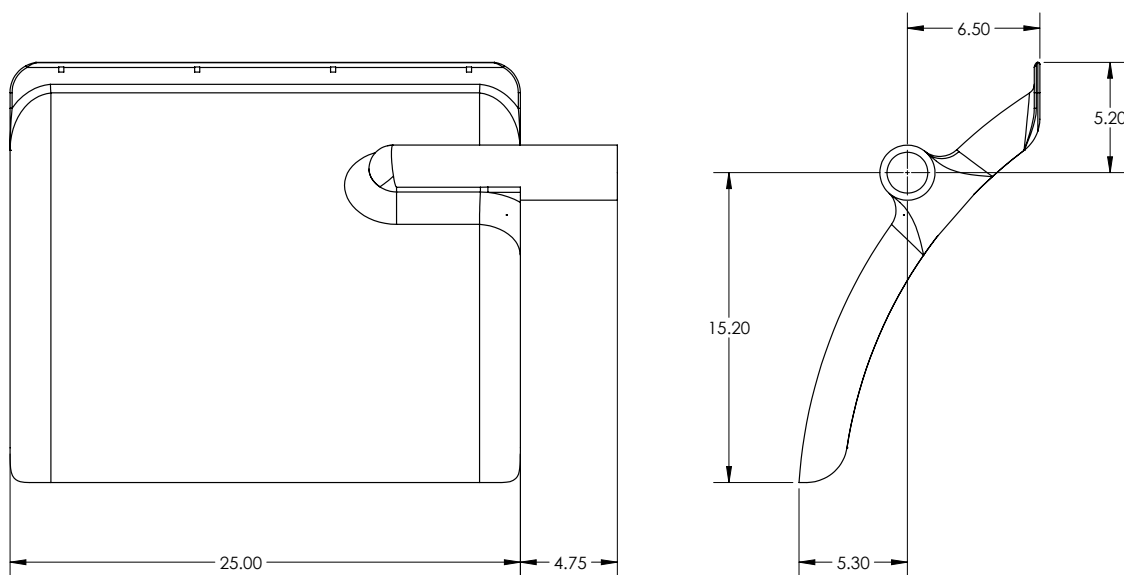
ORDER DETAILS

- Each fender packaged set includes one right and one left fender assembly with hanger clamps and hardware
- Available with or without Fleet Engineers top flaps and hardware. Plain white and black or OEM top flaps are sold separately
- Pre-assembled for speedy installation
- Custom colors available upon request. Minimum order quantity and one time set-up fee may be required.

SPECIFICATIONS

part no.	weight (lbs.)	description	construction	package	pkg qty
031-00406	17.30	ASP-25	black poly	packaged set	1
031-00924	18.50	ASP-25 with top flaps	black poly	packaged set	1

To order INDIVIDUAL REPLACEMENT FENDER, please see pages 32-33.



NEED MOUNTING HARDWARE?

Quick Picks
Mounting Hardware


COMPLETE SETS OF FENDER MOUNTING
HARDWARE AVAILABLE ON PAGE 24
Select from Standard or Premium

Patent #4,740,003

AeroSlipper™ Classic ASC-24 Series Quarter Fenders


FEATURES

- Designed with a short support tube for superior aerodynamic performance
- Attractive smooth, curved surface with radiused side flanges
- Heavy-duty reinforcement plate supports fender from the underside – no brackets or braces to detract from the smooth appearance
- 24" x 24" fender size



ORDER DETAILS

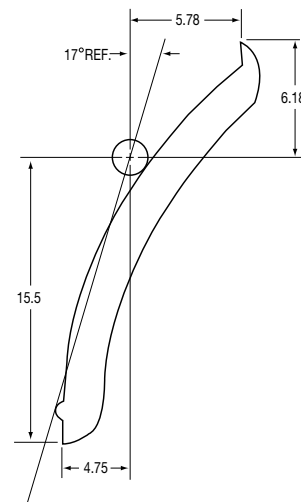
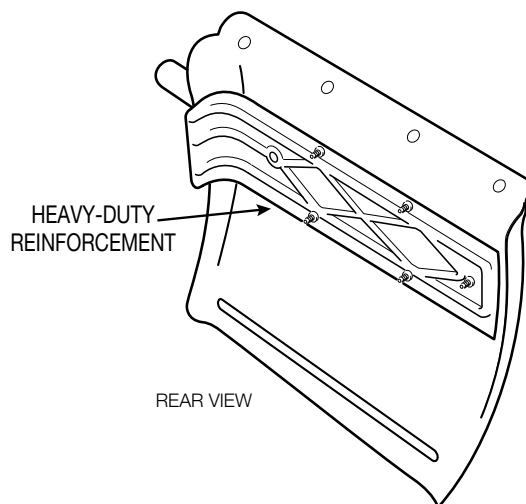
- Each fender packaged set includes one right and one left fender assembly with hanger clamps and hardware
- Available with or without Fleet Engineers top flaps and hardware. Plain white and black or OEM top flaps are sold separately
- Pre-assembled for speedy installation



SPECIFICATIONS

part no.	weight (lbs.)	description	construction	package	pkg qty
031-00400	31.80	ASC-24	18 gauge RoadKote	packaged set	1
031-00921	33.00	ASC-24 with top flaps	18 gauge RoadKote	packaged set	1
031-00402	33.20	ASC-24	stainless 18 gauge steel	packaged set	1
031-00747	33.50	ASC-24 with top flaps	stainless 18 gauge steel	packaged set	1

To order INDIVIDUAL REPLACEMENT FENDER, please see pages 32-33.



QUARTER FENDERS

NEED MOUNTING HARDWARE?

Quick Picks
Mounting Hardware


COMPLETE SETS OF FENDER MOUNTING
HARDWARE AVAILABLE ON PAGE 24
Select from Standard or Premium

Patent #4,706,980

XT-Series Poly XTP-24 Series Quarter Fenders

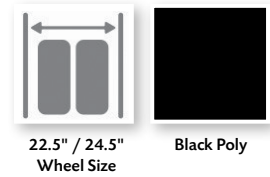
FEATURES

- Lighter weight than classic metal quarter fenders
- One piece injection molded design, includes v-rib channels on the underside to move water spray away from the tire and out of the path of drivers on the road
- Textured fender surface reduces scratches and dings
- Flattened tube design requires no cradle or braces where typically you see water, dirt and debris build up on other designs
- 24" x 24" fender size



ORDER DETAILS

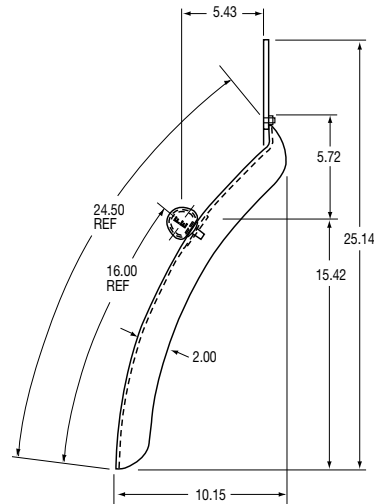
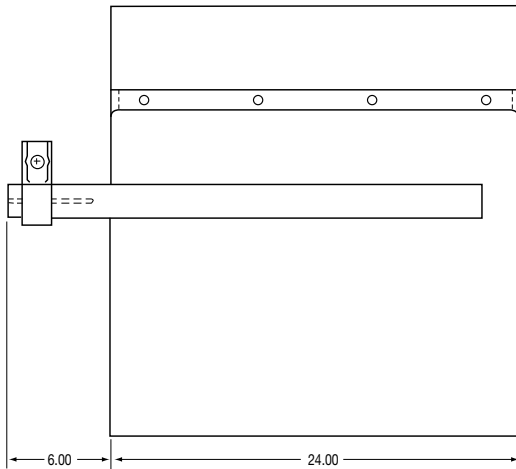
- Each fender packaged set includes one right and one left fender assembly with hanger clamps and hardware
- Available with or without Fleet Engineers top flaps and hardware. Plain white and black or OEM top flaps are sold separately
- Pre-assembled for speedy installation
- Custom colors available upon request. Minimum order quantity and one time set-up fee may be required.



SPECIFICATIONS

part no.	weight (lbs.)	description	construction	package	pkg qty	cross reference
031-01046	20.06	XTP-24	black poly	packaged set	1	-
031-01636	22.46	XTP-24 with top flaps	black poly	packaged set	1	1900-KIT, 203000, 5060-2

To order INDIVIDUAL or UNASSEMBLED REPLACEMENT FENDER, please see page 32-33.



NEED MOUNTING HARDWARE?


Quick Picks
Mounting Hardware

COMPLETE SETS OF FENDER MOUNTING
HARDWARE AVAILABLE ON PAGE 24
Select from Standard or Premium

XT-Series Classic XTC Series Quarter Fenders

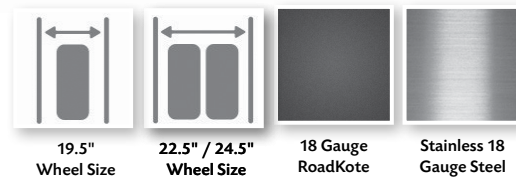
FEATURES

- Flattened tube design requires no cradle or braces
- Hidden mounting bolts create clean, uncluttered appearance
- Reinforcement strap supports fender from the underside
- 24" x 24" for 22.5"/24.5" wheel size or 21" x 24" fender size for 19.5" wheel size



ORDER DETAILS

- Each fender packaged set includes one right and one left fender assembly with hanger clamps and hardware
- Available with or without Fleet Engineers top flaps and hardware. Plain white and black or OEM top flaps are sold separately
- Pre-assembled for speedy installation



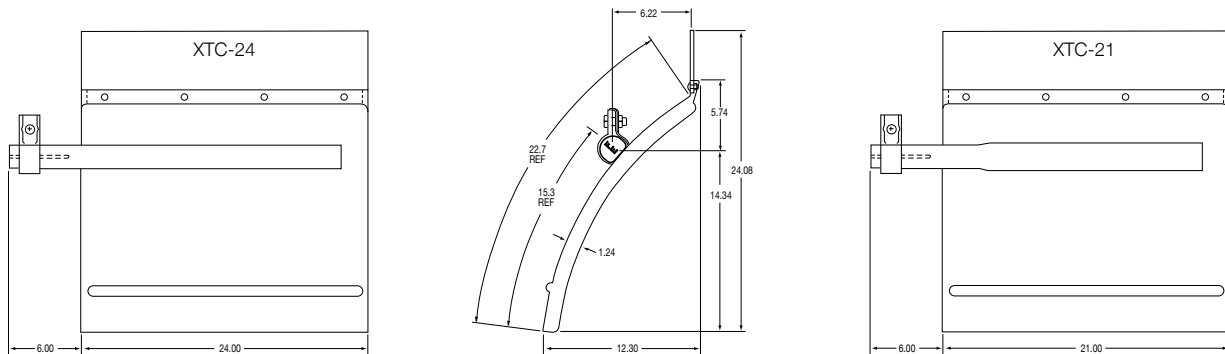
SPECIFICATIONS FOR XTC-24 – USE WITH 22.5" / 24.5" WHEEL SIZE

part no.	weight (lbs.)	description	construction	package	pkg qty	cross reference
031-01044	31.60	XTC-24	18 gauge RoadKote	packaged set	1	-
031-01071	34.00	XTC-24 with top flaps	18 gauge RoadKote	packaged set	1	1590B-KIT, N100PNM, SP100B2, 503000
031-01043	29.00	XTC-24	stainless 18 gauge steel	packaged set	1	-
031-01070	31.40	XTC-24 with top flaps	stainless 18 gauge steel	packaged set	1	1585B-KIT, N100SSNM, S100B2, 523000

SPECIFICATIONS FOR XTC-21 – USE WITH 19.5" WHEEL SIZE

part no.	weight (lbs.)	pop. code	description	construction	package	pkg qty	cross reference
031-01632	23.30	B	XTC-21	stainless 18 gauge steel	packaged set	1	-
031-01635	28.50	B	XTC-21 with top flaps	stainless 18 gauge steel	packaged set	1	2105

To order INDIVIDUAL REPLACEMENT FENDER, please see pages 32-33.



NEED MOUNTING HARDWARE?

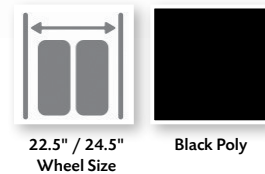
Quick Picks **COMPLETE SETS OF FENDER MOUNTING HARDWARE AVAILABLE ON PAGE 24**
Mounting Hardware Select from Standard or Premium

QUARTER FENDERS

XT-Series Poly XTPL-24 Low Mount Series Quarter Fenders

FEATURES

- Low mount version for applications where additional overhead clearance is required
- Lighter weight than classic metal quarter fenders
- One piece injection molded design, includes v-rib channels on the underside to move water spray away from the tire and out of the path of drivers on the road
- Textured fender surface reduces scratches and dings
- Attractive curved surface with radiused side flanges
- Unaffected by heat and cold – range of -40°F to 130°F (-40°C to 55°C)
- Full 24" x 24" fender size



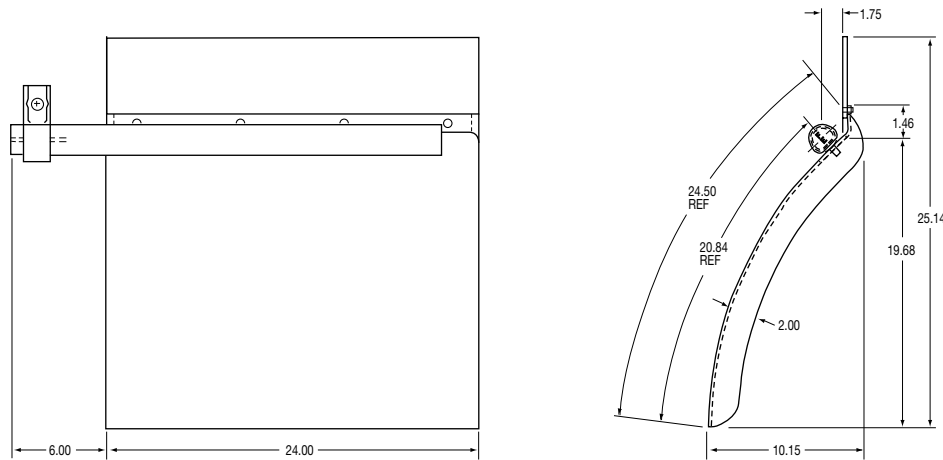
ORDER DETAILS

- Each fender packaged set includes one right and one left fender assembly with hanger clamps and hardware
- Available with or without Fleet Engineers top flaps and hardware. Plain white and black or OEM top flaps are sold separately
- Pre-assembled for speedy installation
- Custom colors available upon request. Minimum order quantity and one time set-up fee may be required.

SPECIFICATIONS

part no.	weight (lbs.)	description	construction	package	pkg qty
031-01049	21.35	XTPL-24	black poly	packaged set	1
031-01637	23.75	XTPL-24 with top flaps	black poly	packaged set	1

To order INDIVIDUAL REPLACEMENT FENDER, please see pages 32-33.



NEED MOUNTING HARDWARE?

Quick Picks
Mounting Hardware

COMPLETE SETS OF FENDER MOUNTING
HARDWARE AVAILABLE ON PAGE 24
Select from Standard or Premium


XT-Series Classic XTCL-24 Low Mount Series Quarter Fenders

FEATURES

- Low mount version for applications where additional overhead clearance is required
- 24" x 24" fender size

ORDER DETAILS

- Each fender packaged set includes one right and one left fender assembly with hanger clamps and hardware
- Available with or without Fleet Engineers top flaps and hardware. Plain white and black or OEM top flaps are sold separately
- Pre-assembled for speedy installation



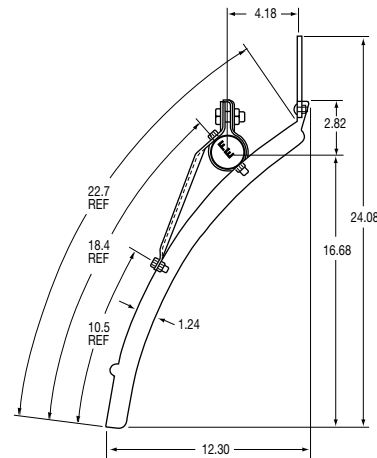
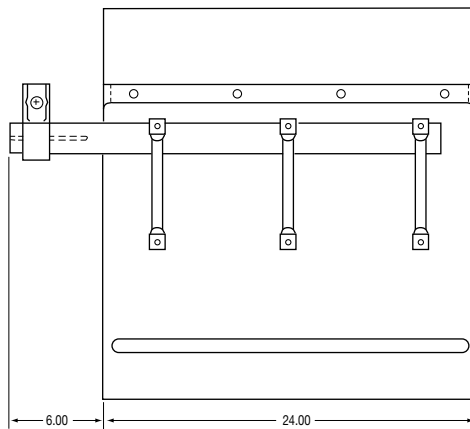
22.5" / 24.5"
Wheel Size

Stainless 18
Gauge Steel

SPECIFICATIONS

part no.	weight (lbs.)	description	construction	package	pkg qty	cross reference
031-01047	27.33	XTCL-24	stainless 18 gauge steel	packaged set	1	-
031-01074	29.73	XTCL-24 with top flaps	stainless 18 gauge steel	packaged set	1	1585LM-KIT

To order INDIVIDUAL REPLACEMENT FENDER, please see pages 32-33.



NEED MOUNTING HARDWARE?

Quick Picks
Mounting Hardware

COMPLETE SETS OF FENDER MOUNTING
HARDWARE AVAILABLE ON PAGE 24
Select from Standard or Premium

QUARTER FENDERS

PM-Series Paddle Mount Classic PMC-24 Series

FEATURES

- Triangle tube design requires no cradle or braces
- Hidden mounting bolts create clean, uncluttered appearance
- 24" x 24" fender size

ORDER DETAILS

- Each fender packaged set includes one right and one left fender assembly with hanger clamps and hardware
- Available with or without Fleet Engineers top flaps and hardware. Plain white and black or OEM top flaps are sold separately
- Pre-assembled for speedy installation



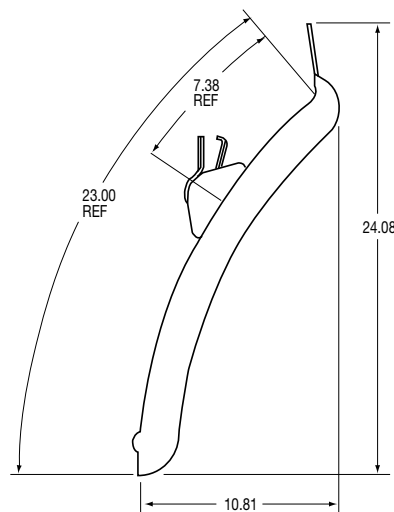
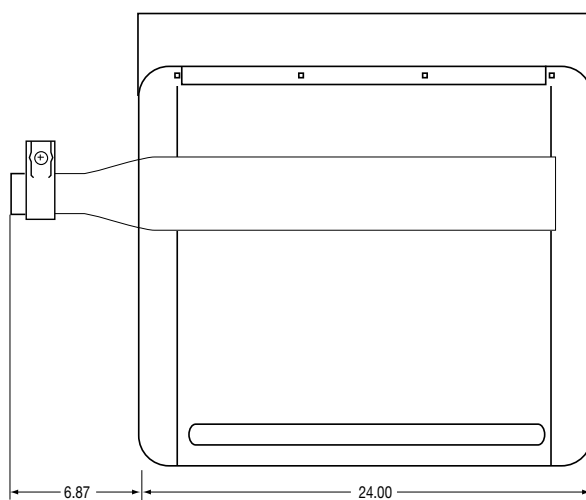
22.5" / 24.5"
Wheel Size

Stainless 18
Gauge Steel

SPECIFICATIONS

part no.	weight (lbs.)	description	construction	package	pkg qty
031-00408	26.64	PMC-24	stainless 18 gauge steel	packaged set	1
031-00419	29.04	PMC-24 with top flaps	stainless 18 gauge steel	packaged set	1

To order INDIVIDUAL REPLACEMENT FENDER, please see pages 32-33.



NEED MOUNTING HARDWARE?

Quick Picks
Mounting Hardware

COMPLETE SETS OF FENDER MOUNTING
HARDWARE AVAILABLE ON PAGE 24
Select from Standard or Premium

PM-Series Paddle Mount Classic PMC-25 Series

FEATURES

- Triangle tube design requires no cradle or braces
- Hidden mounting bolts create clean, uncluttered appearance
- EXPANDED 25" x 29" fender size for even greater spray control on wheel size of 22.5" / 24.5"

ORDER DETAILS

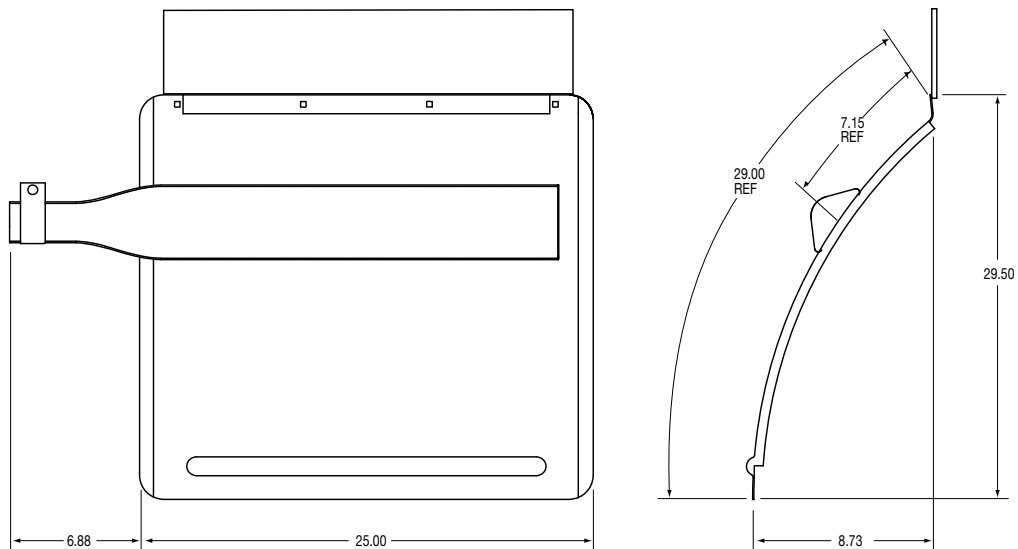
- Each fender packaged set includes one right and one left fender assembly with hanger clamps and hardware
- Available with or without Fleet Engineers top flaps and hardware. Plain white and black or OEM top flaps are sold separately
- Pre-assembled for speedy installation



SPECIFICATIONS

part no.	weight (lbs.)	description	construction	package	pkg qty
031-00413	30.70	PMC-25	stainless 18 gauge steel	packaged set	1
031-00537	33.10	PMC-25 with top flaps	stainless 18 gauge steel	packaged set	1

To order INDIVIDUAL REPLACEMENT FENDER, please see pages 32-33.



QUARTER FENDERS

NEED MOUNTING HARDWARE?

Quick Picks
Mounting Hardware

COMPLETE SETS OF FENDER MOUNTING
HARDWARE AVAILABLE ON PAGE 24
Select from Standard or Premium

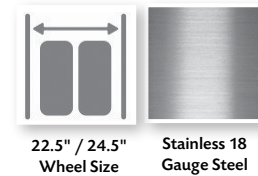
PM-Series Paddle Mount Classic PMCL-24 Low Mount Series

FEATURES

- Low mount version for applications where additional overhead clearance is required
- Triangle tube design requires no cradle or braces
- Hidden mounting bolts create clean, uncluttered appearance
- Standard 24" x 24" fender size for wheel size 22.5" / 24.5"

ORDER DETAILS

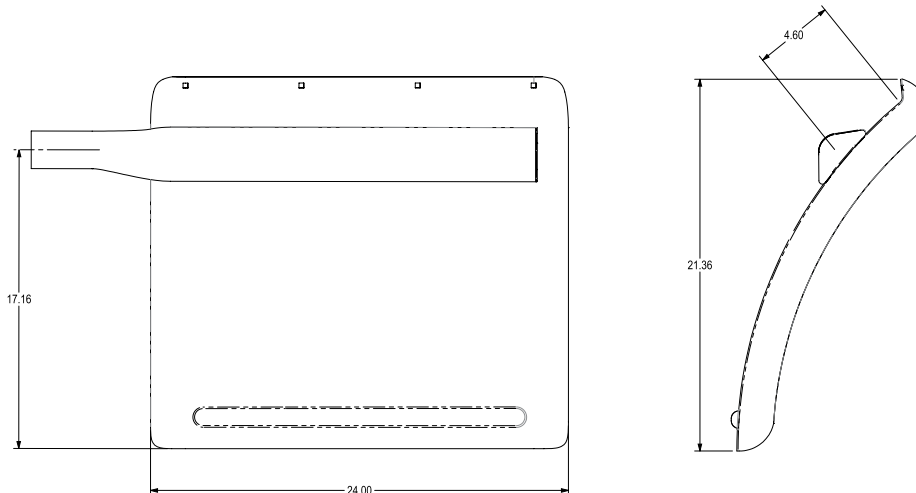
- Each fender packaged set includes one right and one left fender assembly with hanger clamps and hardware
- Available with or without Fleet Engineers top flaps and hardware. Plain white and black or OEM top flaps are sold separately
- Pre-assembled for speedy installation



SPECIFICATIONS

part no.	weight (lbs.)	description	construction	package	pkg qty
031-00471	27.84	PMCL-24	stainless 18 gauge steel	packaged set	1
031-00472	27.84	PMCL-24 with top flaps	stainless 18 gauge steel	packaged set	1

To order INDIVIDUAL REPLACEMENT FENDER, please see pages 32-33.



NEED MOUNTING HARDWARE?

Quick Picks
Mounting Hardware

COMPLETE SETS OF FENDER MOUNTING
HARDWARE AVAILABLE ON PAGE 24
Select from Standard or Premium



POLY FENDERS

FULL ROUND, SINGLE RADIUS OR DOUBLE RADIUS

INJECTION MOLDED PLASTIC POLYMERS

All Spray Master fenders are made from injection molded plastic polymers which optimize weight-to-strength ratios and exhibit extraordinary durability. Injection molding allows for variable geometries throughout the design of the fender and allows for the addition of unique product features and the optimization of material thickness in high stress areas.

LIGHTWEIGHT, RUST-FREE CONSTRUCTION

The lightweight, rust-free material increases cargo capacity, improving load-to-run efficiency.


STRUCTURAL RIBS AND SIDE VALANCES

Spray Master fenders are designed to include side valances and molded ribs on the underside of the fender to provide superior spray suppression, achievable through the use of our injection molding process.

MOUNTING OPTIONS

The Spray Master brand of fenders is available in two mounting variations

- Stationary Mount Supports
- SlideTrax Mount Supports



WIDE SPECTRUM OF COLORS AVAILABLE

Four standard colors available (shown above). Additional custom colors are available with minimum purchase. Contact your Fleet Engineers representative for details.

POLY FENDERS

Stationary Mount Supports

The Stationary Mount Support is a two-piece, injection-molded nylon attachment packaged separately from the fender, maximizing installation accuracy by allowing the installer to mount them in the exact location required. Each stationary mount is attached using a set of four bolts, nuts and washers for a snug and secure fit. The bottom portion of this two-piece support fits within the molded ribs on the underside of the fender and acts like a safeguard to prevent the bolts pulling through the fender. The top mounted piece accepts the tube that attaches to the frame rail.



FR Series

SlideTrax Mount Supports

SlideTrax Mount Supports provide a faster, drill-free installation – up to 10 times faster than traditional mounts! The high impact composite clamps adjust along a notched channel on both sides of the fender. Each provides 7" of adjustability for simple, mistake-proof alignment. Simply slide the clamp into the desired mount location within the channel and lock it in place with a firm push.



SlideTrax™ SRX Series



SlideTrax™ FRX Series

Spray Master Poly Fenders

ORDER DETAILS

- Each Bulk Set includes two fenders, support kits, and necessary support-to-fender and support-to-bracket stainless steel mounting hardware
- Mounting hardware includes stainless steel nuts, bolts, washers, and allen head set screws
- Standard colors include: Black, Silver/Gray, White, Red
- NS - Non-standard colors require a minimum order quantity: Yellow, Orange, Brown, Green, Navy Blue, Medium Blue
- Custom colors are available upon request. Minimum order quantity and one time set-up fee may be required
- Support packaged sets not assembled to fenders
- See page 3 for Tire Compatibility Chart

PLEASE NOTE:

- Flap weights are NOT recommended and may void the warranty
- Painting Spray Master poly fenders is NOT recommended and may void the warranty. If painting is desired, a Flex Agent MUST be added to the paint.

NEED MOUNTING HARDWARE?

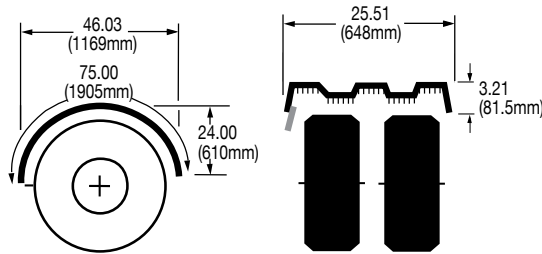
Quick Picks

Mounting Hardware

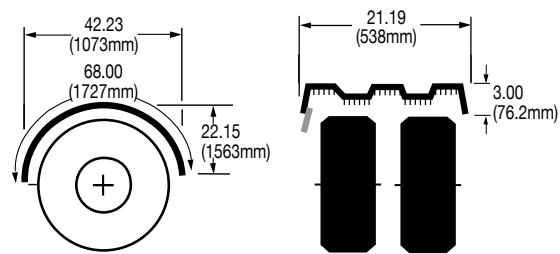
COMPLETE SETS OF FENDER MOUNTING
HARDWARE AVAILABLE ON PAGE 24

Select from Economy, Standard or Premium

POLY FENDERS



FULL ROUND POLY – WHEEL SIZE: 22.5" / 24.5"



FULL ROUND POLY – WHEEL SIZE: 19.5"

Full Round Poly Fenders

FR-22 SERIES SPECIFICATIONS *For use with 22.5"/24.5" wheel size*

part no.	weight (lbs.)	color	package	pkg qty
031-01520	35.04	black	bulk set	1
031-01521	33.80	silver/gray	bulk set	1
031-01524	33.80	white	bulk set	1
031-01529	33.80	red	bulk set	1
031-01522	33.80	medium blue - NS	bulk set	1
031-01523	35.00	yellow - NS	bulk set	1
031-01525	35.00	orange - NS	bulk set	1
031-01526	35.00	brown - NS	bulk set	1
031-01527	33.80	green - NS	bulk set	1
031-01528	33.80	navy blue - NS	bulk set	1



FRX-19 SLIDETRAX SERIES SPECIFICATIONS *For use with 19.5" wheel size*

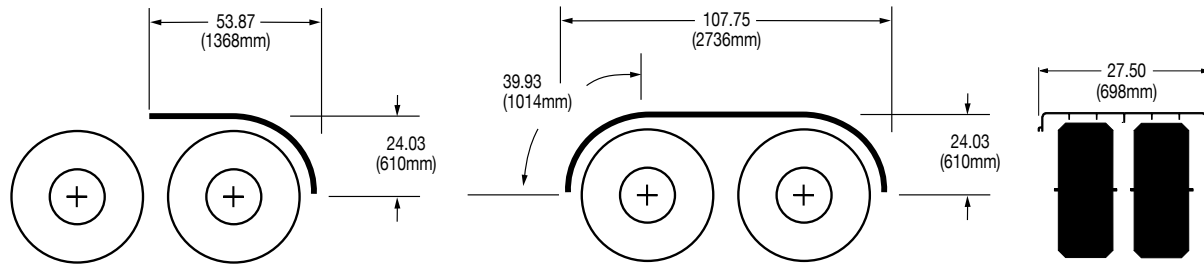
part no.	weight (lbs.)	color	package	pkg qty
031-01539	28.18	black	bulk set	1
031-01540	25.30	silver/gray	bulk set	1
031-01541	25.30	white	bulk set	1
031-01548	25.30	red	bulk set	1



SlideTrax™
MOUNT SUPPORTS

FRX-22 SLIDETRAX SERIES SPECIFICATIONS *For use with 22.5"/24.5" wheel size*

part no.	weight (lbs.)	color	package	pkg qty
031-01700	31.24	black	bulk set	1
031-01701	31.24	silver/gray	bulk set	1
031-01702	31.24	white	bulk set	1
031-01703	31.24	red	bulk set	1



SINGLE/DOUBLE RADIUS POLY - WHEEL SIZE: 22.5" / 24.5"


Single Radius Poly Fenders

SR-22 SERIES SPECIFICATIONS *For use with 22.5"/24.5" wheel size*

part no.	weight (lbs.)	color	package	pkg qty
031-01646	31.60	black	bulk set	1
031-01647	31.60	red	bulk set	1
031-01648	31.60	white	bulk set	1
031-01649	31.60	silver/gray	bulk set	1

SRX-22 SLIDETRAX SERIES SPECIFICATIONS *For use with 22.5"/24.5" wh*

part no.	weight (lbs.)	color	package	pkg qty
031-01639	30.00	black	bulk set	1
031-01640	30.00	red	bulk set	1
031-01641	30.00	white	bulk set	1
031-01642	30.00	silver/gray	bulk set	1



POLY FENDERS


Double Radius Poly Fenders

*DR-22 SERIES SPECIFICATIONS *For use with 22.5"/24.5" wheel size*

part no.	weight (lbs.)	color	package	pkg qty
031-01740	63.10	black	bulk set	1
031-01741	63.10	red	bulk set	1
031-01742	63.10	white	bulk set	1
031-01743	63.10	silver/gray	bulk set	1

*DRX-22 SLIDETRAX SERIES SPECIFICATIONS *For use with 22.5"/24.5" wheel size*

part no.	weight (lbs.)	color	package	pkg qty
031-01744	60.00	black	bulk set	1
031-01745	60.00	red	bulk set	1
031-01746	60.00	white	bulk set	1
031-01747	60.00	silver/gray	bulk set	1



To order INDIVIDUAL REPLACEMENT FENDER, please see pages 32-33.

* DR-22 and DRX-22 fenders consist of 2 single radius poly fenders joined on each side.



CLASS METAL FENDERS

FULL ROUND, SINGLE RADIUS OR DOUBLE RADIUS

PERFORMANCE AND STYLING WITH TIMELESS APPEAL

Unquestionably, the top priorities in the trucking industry are performance and safety, and for over 50 years, Fleet Engineers has met those priorities with the most reliable truck components on the market. But, in an industry grounded in tradition and pride of ownership, customers are also on the lookout for options that differentiate them from competitors. Fleet Engineers helps truck owners and operators establish a signature style, offering unique designs and multiple specification options to reflect customers' individual preferences.

For customers who appreciate traditional design, the Spray Master Classic fender line offers the time-honored styling and enduring appeal of metal. The fenders feature roll-formed edges for added rigidity and radius ends to reduce cracking.




CLASSIC METAL FENDERS

MULTIPLE METALS AND FINISH OPTIONS

Four standard metal/finishes available. Not all fenders lengths apply. Contact your Fleet Engineers representative for details.



Galvanized 18 Gauge Steel Black Primed 18 Gauge Steel 16 Gauge Aluminum Stainless 18 Gauge Steel



Key Features

- ▮ **Roll-formed edges** for added rigidity
- ▮ **Radius ends** to reduce cracking
- ▮ **Multiple** metals and finish options
- ▮ **Ribbed** or **smooth** skin models
- ▮ Unique engineered features for **advanced mounting systems**

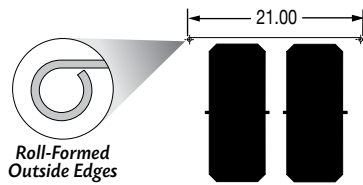


Spray Master Classic Metal Fenders

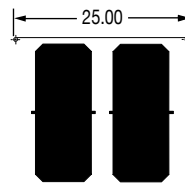
ORDER DETAILS

- Each Bulk Set includes two fenders

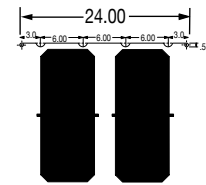
To order INDIVIDUAL REPLACEMENT FENDER, please see pages 32-33.



SMOOTH SKIN CLASSIC – WHEEL SIZE: 19.5"



SMOOTH SKIN CLASSIC – WHEEL SIZE: 22.5" / 24.5"

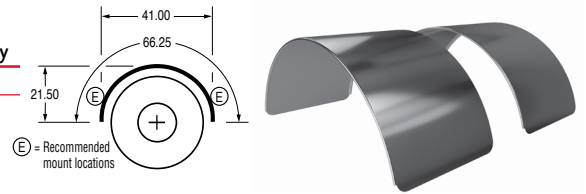


RIBBED SKIN CLASSIC – WHEEL SIZE: 22.5" / 24.5"

Full Round Classic Metal Fenders

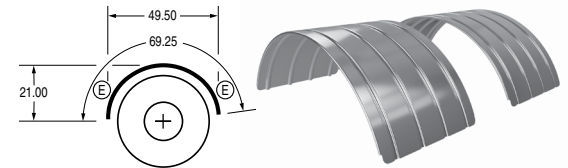
FRC-19 SERIES SPECIFICATIONS For use with 19.5" wheel size

part no.	weight (lbs.)	construction	package	pkg qty
034-02212	42.00	stainless 18 gauge steel, smooth	bulk set	1

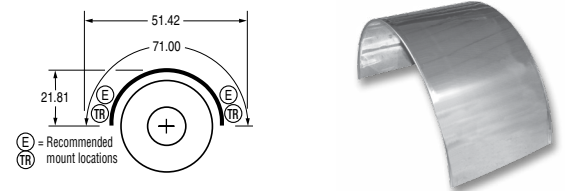


FRC-22 SERIES SPECIFICATIONS For use with 22.5"/24.5" wheel size

part no.	weight (lbs.)	construction	package	pkg qty
034-01324	47.62	stainless 18 gauge steel, ribbed	bulk set	1
034-01325	23.40	16 gauge aluminum, ribbed	bulk set	1
034-01326	45.70	18 gauge black primed steel, ribbed	bulk set	1
034-01327	45.70	18 gauge galvanized steel, ribbed	bulk set	1



034-02241	65.76	16 gauge stainless steel, smooth	bulk set	1
-----------	-------	----------------------------------	----------	---



CLASSIC METAL FENDERS

NEED MOUNTING HARDWARE?

Quick Picks
Mounting Hardware

COMPLETE SETS OF FENDER MOUNTING HARDWARE AVAILABLE ON PAGE 24


Select from Economy, Standard or Premium

Single Radius Classic Metal Fenders



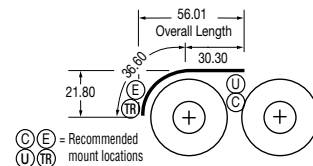
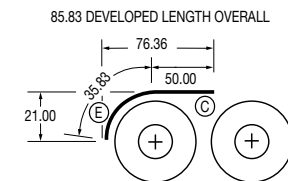
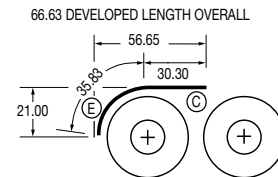
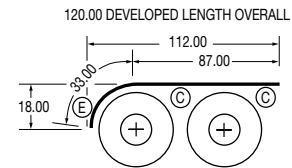
ORDER DETAILS

- Each Bulk Set includes two fenders.



SRC-22 SERIES SPECIFICATIONS *For use with 22.5"/24.5" wheel size*

part no.	weight (lbs.)	construction	package	pkg qty
034-01316	90.00	stainless 18 gauge steel, ribbed, 112" length	bulk set	1
034-01317	39.24	16 gauge aluminum, ribbed, 112" length	bulk set	1
034-01318	93.00	18 gauge RoadKote, ribbed, 112" length	bulk set	1
034-01319	85.56	18 gauge galvanized steel, ribbed, 112" length	bulk set	1
034-01320	47.62	stainless 18 gauge steel, ribbed, 57" length	bulk set	1
034-01321	20.74	16 gauge aluminum, ribbed, 57" length	bulk set	1
034-01322	45.70	18 gauge RoadKote, ribbed, 57" length	bulk set	1
034-01323	45.70	18 gauge galvanized steel, ribbed, 57" length	bulk set	1
034-01497	63.68	stainless 18 gauge steel, ribbed, 77" length	bulk set	1
034-01498	27.14	16 gauge aluminum, ribbed, 77" length	bulk set	1
034-01499	59.84	18 gauge RoadKote, ribbed, 77" length	bulk set	1
034-01500	57.50	18 gauge galvanized steel, ribbed, 77" length	bulk set	1
034-02240	62.50	stainless 16 gauge steel, smooth, 56" length	bulk set	1



To order INDIVIDUAL REPLACEMENT FENDER, please see pages 32-33.

NEED MOUNTING HARDWARE?

Quick Picks
Mounting Hardware

COMPLETE SETS OF FENDER MOUNTING
HARDWARE AVAILABLE ON PAGE 24
Select from Economy, Standard or Premium



Double Radius Classic Metal Fenders

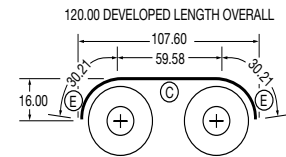
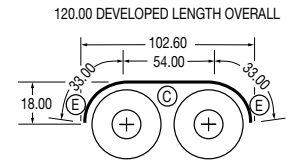
ORDER DETAILS

- Each Bulk Set includes two fenders.



DRC-22 SERIES SPECIFICATIONS *For use with 22.5"/24.5" wheel size*

part no.	weight (lbs.)	construction	package	pkg qty
034-01312	89.14	stainless 18 gauge steel, ribbed, 103" length	bulk set	1
034-01313	43.60	16 gauge aluminum, ribbed, 103" length	bulk set	1
034-01314	90.00	18 gauge RoadKote, ribbed, 103" length	bulk set	1
034-01315	85.56	18 gauge galvanized steel, ribbed, 103" length	bulk set	1
034-01493	94.24	stainless 18 gauge steel, ribbed, 108" length	bulk set	1
034-01494	40.72	16 gauge aluminum, ribbed, 108" length	bulk set	1
034-01495	89.74	18 gauge RoadKote, ribbed, 108" length	bulk set	1
034-01496	89.74	18 gauge galvanized steel, ribbed, 108" length	bulk set	1



CLASSIC METAL FENDERS

To order INDIVIDUAL REPLACEMENT FENDER, please see pages 32-33.

NEED MOUNTING HARDWARE?

Quick Picks
Mounting Hardware

COMPLETE SETS OF FENDER MOUNTING HARDWARE AVAILABLE ON PAGE 24

Select from Economy, Standard or Premium

QuickPicks FENDER MOUNTING HARDWARE

Choosing the right fenders for your application can take some serious thought, but Fleet Engineers makes it both simple, and comprehensive. Every Fleet Engineers fender is available with a complete set of mounting hardware, we call them "Quick Picks." With Quick Picks, you can simply select Economy, Standard, or Premium and get complete kits with every washer, nut, bolt and bar delivered to fit your fender, your truck.

Economy QuickPicks

Economy Quick Pick packages are fully warranted, and fully functional. They do the job, and are our lowest price option.

Standard QuickPicks



Standard Quick Pick packages are custom designed for every fender, and they have been fleet tested in hundreds of field applications.

Premium QuickPicks

Premium Quick Pick packages offer premium distinctions – like stainless steel, additional offsets or greater adjustability.




FENDER MOUNTING HARDWARE

QUICK PICKS FOR QUARTER FENDERS

	part no.	weight (lbs.)	package	pkg qty	description
	STANDARD 031-00234	5.00	bulk set	1	Side Mount Sockets in RoadKote Finish (2 of 032-00194)
	PREMIUM 031-00235	4.00	bulk set	1	Post Mount Sockets in RoadKote Finish (2 of 032-00199)

FOR SPECIFIC DETAILS ON INDIVIDUAL FENDER MOUNTS, see pages 34-50

QUICK PICKS FOR FULL ROUND FR-22 FENDERS

		part no.	weight (lbs.)	package	pkg qty	description
	ECONOMY	031-02000	28.96	bulk set	1	Post Style Round End Mounts in RoadKote Finish (2 of 031-01250)
	STANDARD	031-02011	44.02	bulk set	1	Offset Mounts in RoadKote Finish (2 of 031-00883)
	PREMIUM	031-02013	36.12	bulk set	1	Offset Mounts in Stainless Steel Finish (2 of 031-00886)

QUICK PICKS FOR FULL ROUND FRX-19 SLIDETRAX FENDERS


		part no.	weight (lbs.)	package	pkg qty	description
	ECONOMY	031-02014	25.80	bulk set	1	Master Mounts in RoadKote Finish (2 of 031-01282)
	STANDARD	031-02026	39.00	bulk set	1	Master Multi-Mounts in RoadKote® Finish (2 of 031-01284)
	PREMIUM	031-02006	25.80	bulk set	1	Master Multi-Mounts in Stainless Steel Finish (2 of 031-01285)

FOR SPECIFIC DETAILS ON INDIVIDUAL FENDER MOUNTS, see pages 34-50

QUICK PICKS FOR FULL ROUND FRX-22 SLIDETRAX FENDERS





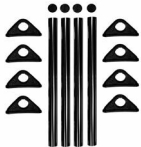


		part no.	weight (lbs.)	package	pkg qty	description
	ECONOMY	031-02019	36.4	bulk set	1	Post Style End Mounts in RoadKote Finish (2 of 031-01261)
	STANDARD	031-02028	36.40	bulk set	1	Post Style Round End Mounts in RoadKote Finish (2 of 031-01261) with PivotBar Adapters (2 of 031-01586)
	PREMIUM	031-02029	36.40	bulk set	1	Post Style Round End Mounts in Stainless Steel Finish (2 of 031-01610) with PivotBar Adapters (2 of 031-01586)

QUICK PICKS FOR FULL ROUND FRC-19 FENDERS

		part no.	weight (lbs.)	package	pkg qty	description
	PREMIUM	031-02043	31.90	bulk set	1	Post Style End Mounts in Stainless Steel Finish (2 of 031-01645)

FOR SPECIFIC DETAILS ON INDIVIDUAL FENDER MOUNTS, see pages 34-50




QUICK PICKS FOR FULL ROUND FRC-22 FENDERS

		part no.	weight (lbs.)	package	pkg qty	description
	ECONOMY	031-02002	28.72	bulk set	1	Post Style End Mounts in RoadKote Finish (2 of 031-01253) <i>Recommended for:</i> FRC-22 Fender Models in Black Primed Steel
	ECONOMY	031-02004	28.72	bulk set	1	Post Style End Mounts in Stainless Steel Finish (2 of 031-01254) <i>Recommended for:</i> FRC-22 Fender Models in Stainless, Galvanized Steel & Aluminum
	STANDARD	031-02021	31.04	bulk set	1	X-Flex Straight End Mounts in RoadKote Finish (2 of 031-01234) <i>Recommended for:</i> FRC-22 Fender Models in Black Primed Steel
	STANDARD	031-02022	36.94	bulk set	1	Triangle End Mounts (2 of 031-01630) with Post Mount Sockets (4 of 032-00199) <i>Recommended for:</i> FRC-22 Fender Models in Stainless & Galvanized Steel
	STANDARD	031-02042	39.00	bulk set	1	X-Flex Straight End Mounts in Stainless Steel (2 of 031-01235) <i>Recommended for:</i> FRC-22 Fender Models in Aluminum
	PREMIUM	031-02020	55.98	bulk set	1	X-Flex Multi-Mount End Mounts in Stainless Steel (2 of 031-01228) <i>Recommended for:</i> FRC-22 Fender Models in Stainless, Galvanized Steel & Aluminum
	PREMIUM	031-02039	50.20	bulk set	1	X-Flex Multi-Mount End Mounts in RoadKote (2 of 031-01227) <i>Recommended for:</i> FRC-22 Fender Models in Black Primed Steel



FENDER MOUNTING HARDWARE

FOR SPECIFIC DETAILS ON INDIVIDUAL FENDER MOUNTS, see pages 34-50




QUICK PICKS FOR SINGLE RADIUS SR-22 FENDERS

	part no.	weight (lbs.)	package	pkg qty	description
	ECONOMY 031-02015	41.75	bulk set	1	Master Center Multi-Mount (1 of 031-01662) with Post Style Round End Mount in RoadKote Finish (1 of 031-01250)
	STANDARD 031-02016	40.20	bulk set	1	Center Master Multi-Mount (1 of 031-01662) with Offset Mount in RoadKote Finish (1 of 031-00883)
	PREMIUM 031-02051	50.88	bulk set	1	Center Master Multi-Mount (1 of 031-01662) in RoadKote Finish with Stainless Offset Mount (1 of 031-00886)

QUICK PICKS FOR SINGLE RADIUS SRX-22 SLIDETRAX FENDERS










	part no.	weight (lbs.)	package	pkg qty	description
	ECONOMY 031-02045	33.50	bulk set	1	Master End Mount (1 of 031-01660) with Center Multi-Mount (1 of 031-01662) in RoadKote Finish
	PREMIUM 031-02046	40.75	bulk set	1	Master Center (1 of 031-01662) and End Multi-Mount (1 of 031-01661) in RoadKote Finish

QUICK PICKS FOR SINGLE RADIUS SRC-22 FENDERS

	part no.	weight (lbs.)	package	pkg qty	description
	ECONOMY 031-02003	30.03	bulk set	1	Post Style Center Mount (1 of 031-01257) and Post Style Ends Mount (1 of 031-01253) in RoadKote Finish <i>Recommended for: SRC-22/57 and SRC-22/77 Fender Models in Black Primed Steel</i>
	ECONOMY 031-02005	30.03	bulk set	1	Post Style Center Mount in RoadKote (1 of 031-01257) and Stainless Post Style Ends Mount (1 of 031-01254) <i>Recommended for: SRC-22/57 and SRC-22/77 Fender Models in Stainless, Galvanized Steel and Aluminum</i>
	ECONOMY 031-02025	25.13	bulk set	1	Post Style Center Mount in RoadKote (2 of 031-01257) and Stainless Post Style Ends Mount (1 of 031-01254) <i>Recommended for: SRC-22/112 Fender Models in Stainless, Galvanized Steel and Aluminum</i>

FOR SPECIFIC DETAILS ON INDIVIDUAL FENDER MOUNTS, see pages 34-50

QUICK PICKS FOR SINGLE RADIUS SRC-22 FENDERS

		part no.	weight (lbs.)	package	pkg qty	description
	ECONOMY	031-02052	74.2	bulk set	1	Post Style Center Mount (2 of 031-01257) and Post Style Ends Mount (1 of 031-01253) <i>Recommended for:</i> SRC-22/112 Fender Models in Black Primed Steel
	STANDARD	031-02023	18.47	bulk set	1	Post Style Center Mount (1 of 031-01257) and Triangle End Mount in Stainless (1 of 031-01630) with Post Mount Socket (2 of 032-00199) <i>Recommended for:</i> SRC-22/57 and SRC-22/77 Fender Models in Stainless, Galvanized Steel and Aluminum
	STANDARD	031-02024	45.49	bulk set	1	Post Style Center Mount (2 of 031-01257) and Triangle End Mount (1 of 031-01630) with Post Mount Socket (2 of 032-00199) <i>Recommended for:</i> SRC-22/112 Fender Models in Stainless, Galvanized Steel and Aluminum
	STANDARD	031-02049	50.49	bulk set	1	X-Flex Center Multi-Mount (1 of 031-01234) and X-Flex Straight End Mount (1 of 031-01226) in RoadKote Finish <i>Recommended for:</i> SRC-22/57 and SRC-22/77 Fender Models in Black Primed Steel
	STANDARD	031-02053	71.71	bulk set	1	Post Style Center Mount (2 of 031-01257) and X-Flex Straight End Mount (1 of 031-01234) <i>Recommended for:</i> SRC-22/112 Fender Models in Black Primed Steel
	PREMIUM	031-02040	57.92	bulk set	1	X-Flex Multi-Mount Center Mount in RoadKote (2 of 031-01226) and X-Flex Multi-Mount End Mount in Stainless (1 of 031-01228) <i>Recommended for:</i> SRC-22/112 Fender Models
	PREMIUM	031-02041	60.81	bulk set	1	X-Flex Multi-Mount Center Mount in RoadKote (1 of 031-01226) and X-Flex Multi-Mount End Mount in Stainless Steel (1 of 031-01228) <i>Recommended for:</i> SRC-22/57 and SRC-22/77 Fender Models in Stainless, Galvanized Steel and Aluminum
	PREMIUM	031-02050	57.92	bulk set	1	X-Flex Multi-Mount Center Mount (1 of 031-01226) and X-Flex Multi-Mount End Mount (1 of 031-01227) in RoadKote Finish <i>Recommended for:</i> SRC-22/57 and SRC-22/77 Fender Models in Black Primed Steel
	PREMIUM	031-02054	90.74	bulk set	1	X-Flex Multi-Mount Center Mount (2 of 031-01226) and X-Flex Multi-Mount End Mount (1 of 031-01227) in RoadKote Finish <i>Recommended for:</i> SRC-22/112 Fender Models in Black Primed Steel




FENDER MOUNTING HARDWARE

FOR SPECIFIC DETAILS ON INDIVIDUAL FENDER MOUNTS, see pages 34-50

QUICK PICKS FOR DOUBLE RADIUS DR-22 FENDERS







	part no.	weight (lbs.)	package	pkg qty	description
 <p>ECONOMY</p>	031-02044	49.96	bulk set	1	Center Multi-Mount (1 of 031-01662) with Post Style Round End Mount (2 of 031-01250) in RoadKote Finish
 <p>STANDARD</p>	031-02008	24.44	bulk set	1	Center Multi-Mount (1 of 031-01662) with RoadKote Offset Mount (2 of 031-00883) in RoadKote Finish
 <p>PREMIUM</p>	031-02055	58.12	bulk set	1	Center Multi-Mount (1 of 031-01662) with Stainless Offset Mount (2 of 031-00886)

QUICK PICKS FOR DOUBLE RADIUS DRX-22 SLIDETRAX FENDERS

	part no.	weight (lbs.)	package	pkg qty	description
 <p>ECONOMY</p>	031-02007	12.72	bulk set	1	Master Center Multi-Mount (1 of 031-01662) and Master End Mount (2 of 031-01660) in RoadKote Finish
 <p>STANDARD</p>	031-02047	59.5	bulk set	1	Master Center Multi-Mount (1 of 031-01662) and End Multi-Mount (2 of 031-01661) in RoadKote Finish
 <p>PREMIUM</p>	031-02048	53.7	bulk set	1	9" Fixed Offset Center Mount (1 of 031-01663) and Master End Mount (2 of 031-01661) in RoadKote Finish

FOR SPECIFIC DETAILS ON INDIVIDUAL FENDER MOUNTS, see pages 34-50

QUICK PICKS FOR DOUBLE RADIUS DRC-22 FENDERS

		part no.	weight (lbs.)	package	pkg qty	description
	ECONOMY	031-02010	12.72	bulk set	1	Post Style Center Mount (1 of 031-01257) and Post Style Ends Mount (2 of 031-01253) <i>Recommended for:</i> DRC Series Fenders in Black Primed Steel
	ECONOMY	031-02038	36.12	bulk set	1	Post Style Center Mount (1 of 031-01257) and Stainless Post Style Ends Mount (2 of 031-01254) <i>Recommended for:</i> DRC Series Fenders in Stainless, Galvanized Steel and Aluminum
	STANDARD	031-02027	18.1	bulk set	1	Post Style Center Mount (1 of 031-01257) and Triangle End Mount (2 of 031-01630) with Post Mount Socket (4 of 032-00199) <i>Recommended for:</i> DRC Series Fenders in Stainless, Galvanized Steel and Aluminum
	STANDARD	031-02001	32.08	bulk set	1	X-Flex Center Multi-Mount (1 of 031-01226) and X-Flex Straight End Mount (2 of 031-01234) in RoadKote Finish <i>Recommended for:</i> DRC Series Fenders in Black Primed Steel
	PREMIUM	031-02009	46.06	bulk set	1	X-Flex Multi-Mount Center Mount in RoadKote Finish (1 of 031-01226) and X-Flex Multi-Mount End Mount in Stainless Steel Finish (2 of 031-01228) <i>Recommended for:</i> DRC Series Fenders in Stainless, Galvanized Steel and Aluminum
	PREMIUM	031-02012	30.25	bulk set	1	X-Flex Multi-Mount Center Mount (1 of 031-01226) and X-Flex Multi-Mount End Mount (2 of 031-01227) in RoadKote Finish <i>Recommended for:</i> DRC Series Fenders in Black Primed Steel

FENDER REPLACEMENTS & HARDWARE

FOR SPECIFIC DETAILS ON INDIVIDUAL FENDER MOUNTS, see pages 34-50

Individual Fender Replacements

Fleet Engineers highly recommends replacing fenders in a pair. However, if you wish to order only a single fender, please use the part numbers listed below.

QUARTER FENDER SPECIFICATIONS

part no.	weight (lbs.)	description	wheel size	finish	pair part no. for reference
034-00731	7.00	AeroSlipper Poly ASP-25, RS	22.5" / 24.5"	black poly	031-00406/031-00924
034-00732	7.00	AeroSlipper Poly ASP-25, CS	22.5" / 24.5"	black poly	031-00406/031-00924
033-00849	13.97	AeroSlipper Classic ASC-24, RS	22.5" / 24.5"	18 gauge RoadKote	031-00400/031-00921
033-00850	13.97	AeroSlipper Classic ASC-24, CS	22.5" / 24.5"	18 gauge RoadKote	031-00400/031-00921
033-00855	13.91	AeroSlipper Classic ASC-24, RS	22.5" / 24.5"	stainless 18 gauge steel	031-00402/031-00747
033-00856	13.91	AeroSlipper Classic ASC-24, CS	22.5" / 24.5"	stainless 18 gauge steel	031-00402/031-00747
033-05173	11.31	Cross-Tube Poly XTP-24, CS	22.5" / 24.5"	black poly	031-01046/031-01636
033-05174	11.31	Cross-Tube Poly XTP-24, RS	22.5" / 24.5"	black poly	031-01046/031-01636
033-05214	7.50	Cross-Tube Poly XTP-24, Universal, top flap	22.5" / 24.5"	black poly	n/a
033-05177	7.05	Cross-Tube Poly XTP-24, Universal	22.5" / 24.5"	black poly	n/a
033-00210	12.97	Cross-Tube Classic XTC-24, RS	22.5" / 24.5"	18 gauge RoadKote	031-01044/031-01071
033-00211	12.97	Cross-Tube Classic XTC-24, CS	22.5" / 24.5"	18 gauge RoadKote	031-01044/031-01071
033-00208	12.97	Cross-Tube Classic XTC-24, RS	22.5" / 24.5"	stainless 18 gauge steel	031-01043/031-01070
033-00209	12.97	Cross-Tube Classic XTC-24, CS	22.5" / 24.5"	stainless 18 gauge steel	031-01043/031-01070
033-00218	13.35	Cross-Tube Classic XTC-21, RS	19.5"	stainless 18 gauge steel	031-01632/031-01635
033-00219	13.40	Cross-Tube Classic XTC-21, CS	19.5"	stainless 18 gauge steel	031-01632/031-01635
033-05175	8.56	Cross-Tube XTPL-24 Low Mount, CS	22.5" / 24.5"	black poly	031-01049/031-01637
033-05176	8.56	Cross-Tube XTPL-24 Low Mount, RS	22.5" / 24.5"	black poly	031-01049/031-01637
033-00214	14.27	Cross-Tube Classic XTCL-24 Low Mount, RS	22.5" / 24.5"	stainless 18 gauge steel	031-01047/031-01074
033-00215	14.27	Cross-Tube Classic XTCL-24 Low Mount, CS	22.5" / 24.5"	stainless 18 gauge steel	031-01047/031-01074
033-05185	13.29	Paddle Mount Classic PMC-24, RS	22.5" / 24.5"	stainless 18 gauge steel	031-00408/031-00419
033-05186	13.29	Paddle Mount Classic PMC-24, CS	22.5" / 24.5"	stainless 18 gauge steel	031-00408/031-00419
033-05221	13.29	Paddle Mount Classic PMC-25, RS	22.5" / 24.5"	stainless 18 gauge steel	031-00413/031-00537
033-05220	13.29	Paddle Mount Classic PMC-25, CS	22.5" / 24.5"	stainless 18 gauge steel	031-00413/031-00537
033-05230	13.29	Paddle Mount PMCL-24 Low Mount, CS	22.5" / 24.5"	stainless 18 gauge steel	031-00471/031-00472
033-05231	13.29	Paddle Mount PMCL-24 Low Mount, RS	22.5" / 24.5"	stainless 18 gauge steel	031-00471/031-00472

NOTE: Individual Quarter Fenders do not include hanger clamp, hanger clamp hardware, top flap or top flap hardware.

QUARTER FENDER HARDWARE SPECIFICATIONS

part no.	weight (lbs.)	description	finish	package	pkg qty
031-00200	0.69	Hardware Package set for 2 clamps, 5/8" bolts/nuts	zinc	packaged set	1
032-00223	0.48	Hanger Tube Clamp Quarter Fenders	zinc	packaged set	1
032-00224	0.48	Hanger Tube Clamp Quarter Fenders	stainless steel	single	1
032-00285	0.50	Hanger Tube Clamp for Quarter Fender model ASP-25	zinc	single	1

For end cap part numbers, please see application chart on page 86.

FULL ROUND FENDER SPECIFICATIONS

part no.	weight (lbs.)	description	finish	pair part no. for reference
034-01520	13.72	Spray Master FR-22	black	031-01520
034-01521	13.72	Spray Master FR-22	silver/gray	031-01521
034-01522	13.72	Spray Master FR-22	medium blue	031-01522
034-01523	13.72	Spray Master FR-22	yellow - NS	031-01523
034-01524	13.72	Spray Master FR-22	white	031-01524
034-01525	13.72	Spray Master FR-22	orange - NS	031-01525
034-01526	13.72	Spray Master FR-22	brown - NS	031-01526
034-01527	13.72	Spray Master FR-22	green - NS	031-01527
034-01528	13.72	Spray Master FR-22	navy blue - NS	031-01528
034-01529	13.72	Spray Master FR-22	red	031-01529
034-02130	10.82	Spray Master with SlideTrax FRX-19	black	031-01539
034-02131	10.82	Spray Master with SlideTrax FRX-19	silver/gray	031-01540

FULL ROUND FENDER SPECIFICATIONS (CONTINUED)

part no.	weight (lbs.)	description	finish	pair part no. for reference
034-02132	10.82	Spray Master with SlideTrax FRX-19	white	031-01541
034-02139	10.82	Spray Master with SlideTrax FRX-19	red	031-01541
034-02464	13.72	Spray Master with SlideTrax FRX-22	black	031-01700
034-02465	13.72	Spray Master with SlideTrax FRX-22	silver/gray	031-01701
034-02466	13.72	Spray Master with SlideTrax FRX-22	white	031-01702
034-02467	13.72	Spray Master with SlideTrax FRX-22	red	031-01703
034-02213	21.00	Spray Master Classic FRC-19	stainless 18 gauge steel, smooth	034-02212
034-01356	23.81	Spray Master Classic FRC-22	stainless 18 gauge steel, ribbed	034-01324
034-01357	11.70	Spray Master Classic FRC-22	16 gauge aluminum, ribbed	034-01325
034-01358	22.85	Spray Master Classic FRC-22	18 gauge RoadKote	034-01326
034-01359	22.85	Spray Master Classic FRC-22	18 gauge galvanized steel, ribbed	034-01327
034-02221	32.88	Spray Master Classic FRC-22	stainless 16 gauge steel, smooth	034-02241

SINGLE RADIUS FENDER SPECIFICATIONS

034-02198	14.00	Spray Master SR-22	black	031-01646
034-02199	14.00	Spray Master SR-22	red	031-01647
034-02200	14.00	Spray Master SR-22	white	031-01648
034-02201	14.00	Spray Master SR-22	silver/gray	031-01649
034-02190	14.40	Spray Master with SlideTrax SRX-22, RS	black	031-01639
034-02191	14.40	Spray Master with SlideTrax SRX-22, RS	red	031-01640
034-02192	14.40	Spray Master with SlideTrax SRX-22, RS	white	031-01641
034-02193	14.40	Spray Master with SlideTrax SRX-22, RS	silver/gray	031-01642
034-02194	14.40	Spray Master with SlideTrax SRX-22, CS	black	031-01639
034-02195	14.40	Spray Master with SlideTrax SRX-22, CS	red	031-01640
034-02196	14.40	Spray Master with SlideTrax SRX-22, CS	white	031-01641
034-02197	14.40	Spray Master with SlideTrax SRX-22, CS	silver/gray	031-01642
034-02220	31.25	Spray Master Classic SRC-22, 56" length	stainless 16 gauge steel, smooth	034-02240
034-01352	23.81	Spray Master Classic SRC-22, 57" length	stainless 18 gauge steel, ribbed	034-01320
034-01353	10.37	Spray Master Classic SRC-22, 57" length	16 gauge aluminum, ribbed	034-01321
034-01354	22.85	Spray Master Classic SRC-22, 57" length	18 gauge RoadKote, ribbed	034-01322
034-01355	22.85	Spray Master Classic SRC-22, 57" length	18 gauge galvanized steel, ribbed	034-01323
034-01472	31.84	Spray Master Classic SRC-22, 77" length	stainless 18 gauge steel, ribbed	034-01497
034-01473	13.57	Spray Master Classic SRC-22, 77" length	16 gauge aluminum, ribbed	034-01498
034-01474	29.92	Spray Master Classic SRC-22, 77" length	18 gauge RoadKote, ribbed	034-01499
034-01475	29.92	Spray Master Classic SRC-22, 77" length	18 gauge galvanized steel, ribbed	034-01500
034-01362	44.57	Spray Master Classic SRC-22, 112" length	stainless 18 gauge steel, ribbed	034-01316
034-01363	19.62	Spray Master Classic SRC-22, 112" length	16 gauge aluminum, ribbed	034-01317
034-01364	46.5	Spray Master Classic SRC-22, 112" length	18 gauge RoadKote, ribbed	034-01318
034-01365	42.78	Spray Master Classic SRC-22, 112" length	18 gauge galvanized steel, ribbed	034-01319

DOUBLE RADIUS FENDER SPECIFICATIONS

034-02770	31.00	Spray Master DR-22	black	031-01740
034-02771	31.00	Spray Master DR-22	red	031-01741
034-02772	31.00	Spray Master DR-22	white	031-01742
034-02773	31.00	Spray Master DR-22	silver/gray	031-01743
034-02774	28.80	Spray Master with SlideTrax DRX-22	black	031-01744
034-02775	28.80	Spray Master with SlideTrax DRX-22	red	031-01745
034-02776	28.80	Spray Master with SlideTrax DRX-22	white	031-01746
034-02777	28.80	Spray Master with SlideTrax DRX-22	silver/gray	031-01747
034-01366	44.57	Spray Master Classic DRC-22, 103" length	stainless 18 gauge steel, ribbed	034-01312
034-01367	21.80	Spray Master Classic DRC-22, 103" length	16 gauge aluminum, ribbed	034-01313
034-01368	45.00	Spray Master Classic DRC-22, 103" length	18 gauge RoadKote, ribbed	034-01314
034-01369	42.78	Spray Master Classic DRC-22, 103" length	18 gauge galvanized steel, ribbed	034-01315
034-01453	47.12	Spray Master Classic DRC-22, 108" length	stainless 18 gauge steel, ribbed	034-01493
034-01454	20.36	Spray Master Classic DRC-22, 108" length	16 gauge aluminum, ribbed	034-01494
034-01455	44.87	Spray Master Classic DRC-22, 108" length	18 gauge RoadKote, ribbed	034-01495
034-01456	44.87	Spray Master Classic DRC-22, 108" length	18 gauge galvanized steel, ribbed	034-01496

NOTE: Single Fenders do not include supports, clamps or hardware.

NS – Non-standard color requiring 200 singles or 100 sets minimum order.

Quarter Fender Individual Mount Replacements

Cross Mount Tube, 50"

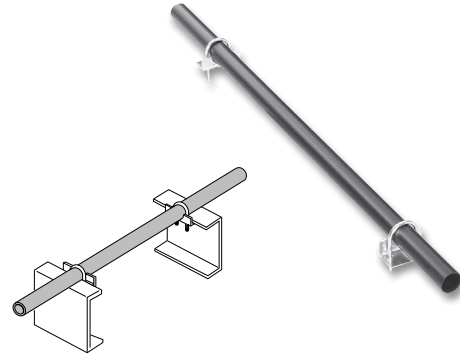
APPLICATION

- For heavy-duty, over-the-frame mounting for quarter fenders

FEATURES

- Steel construction
- Black primer finish
- 50.00" long for added strength and durability

ORDER DETAILS



SPECIFICATIONS

part no.	weight (lbs.)	description	finish	package	pkg qty
031-00233	8.90	50" Cross Mount Tube with hardware	RoadKote	bulk set	1
032-00203	7.30	50" Cross Mount Tube	RoadKote	single	1
031-00199	1.50	hardware	zinc	packaged set	1

Post Mount Socket

APPLICATION

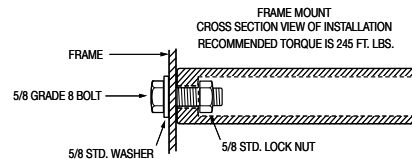
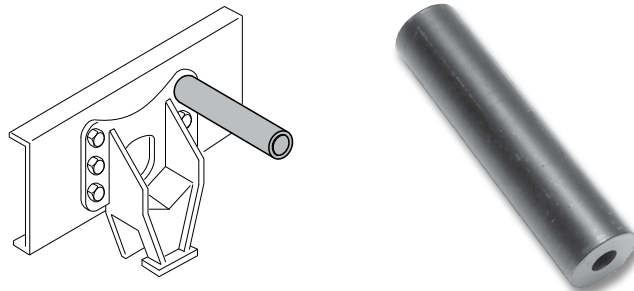
- For independent post mounting
- Bolts directly to frame or suspension using present vehicle hardware

FEATURES

- Cast steel construction
- RoadKote
- 8.00" long for added strength and durability

ORDER DETAILS

- Bulk set listed in the Quick Pick Mounting Hardware section contains two post mount sockets



SPECIFICATIONS

part no.	weight (lbs.)	finish	package	pkg qty	cross reference
032-00199	2.74	RoadKote	single	1	1600-15M
032-00199-2	5.48	RoadKote	retail pack	2	-

INDIVIDUAL REPLACEMENT FENDER MOUNTS

Quarter Fender Individual Mount Replacements

PivotBar® Set with Post Mounts for Quarter Fenders

ORDER DETAILS

- Packaged set includes two adapters, adapter to chassis hardware, two jamming screws, two post mounts, and adapter to post mount hardware

For individual PivotBar details, see page 44



SPECIFICATIONS

part no.	weight (lbs.)	finish	package	pkg qty
031-01587	15.39	RoadKote	packaged set	1

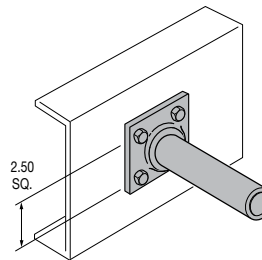
Side Mount Socket

APPLICATION

- For independent side mounting
- Bolts directly to frame

FEATURES

- Steel construction
- Black primer finish
- 8.00" long for added strength and durability
- Mounting plate is 3.75" x 3.75"



ORDER DETAILS

- Bulk set listed in the Quick Pick Mounting Hardware section contains two side mount sockets

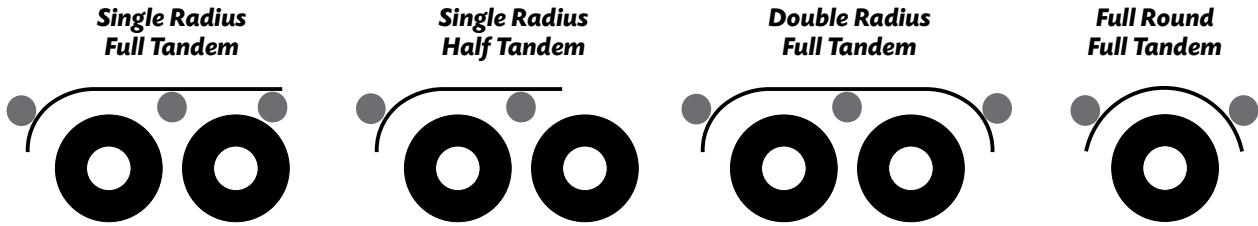
SPECIFICATIONS

part no.	weight (lbs.)	finish	package	pkg qty	cross reference
032-00194	2.50	RoadKote	single	1	1600-11M

INDIVIDUAL REPLACEMENT FENDER MOUNTS

SPRAY MASTER CLASSIC Fender Individual Mount Replacements

Fender Mount Locations Application Guide



NOTE: This application guide is intended to be a general guide to help the installer. Because of the large number of possible mounting configurations, the installer is responsible for the ultimate installation design. Any modifications to the product are at the discretion, responsibility, and risk of the installer. These kits may not fit all truck models or types of suspensions. Check the truck manufacturer for suspension movement specifications.

INDIVIDUAL REPLACEMENT FENDER MOUNTS

X-FLEX Multi-Mount - with Vibrowedge Isolator

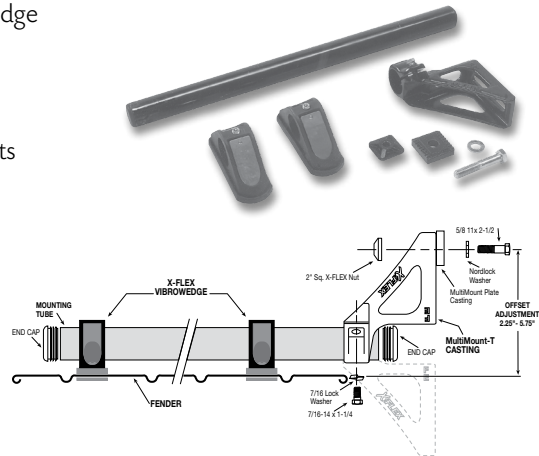


APPLICATION

- Designed for mounting on top of the fender using the X-FLEX Vibrowedge
- Will work on most fenders from a variety of manufacturers

FEATURES

- Minimizes "spider web" cracking where the fender is attached to mounts
- Eliminates direct metal-to-metal contact and creates a "free floating" zone of vibration isolation
- Allows for adjustable offset range of 2.25" to 5.75" from centerline of mounting tube to centerline of chassis mounting bolt
- Uses "Nordlock" anti-vibration washers in 5/8" applications



ORDER DETAILS

- Packaged set consists of two tubes, four end caps, four mount retainers, four Vibrowedge isolators, four backing straps, eight stainless steel covers, stainless steel fender-to-bracket hardware, two RoadKote fender side castings, two frame plates, casting to bracket, and casting to chassis hardware

SPECIFICATIONS

part no.	weight (lbs.)	tube construction	application	package	pkg qty
031-01227	25.10	RoadKote	TR - Top Radius	packaged set	1
031-01228	27.99	stainless steel	TR - Top Radius	packaged set	1
031-01229	25.38	RoadKote	TF - Top Flat	packaged set	1
031-01230	25.38	stainless steel	TF - Top Flat	packaged set	1

U.S. Patent #6,648,373 and 7,073,804
CAN. Patent #2,416,956

SPRAY MASTER CLASSIC Fender Individual Mount Replacements

X-FLEX Straight Mount - with Vibrowedge Isolator



APPLICATION

- Will work on most fenders from a variety of manufacturers

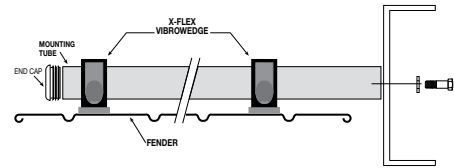
FEATURES

- X-FLEX Vibrowedge minimize “spider web” cracking where fender is attached to mounts
- Eliminates direct metal-to-metal contact and creates a “free floating” zone of vibration isolation



ORDER DETAILS

- Packaged set consists of two tubes, bracket-to-chassis hardware, two end caps, four mount retainers, four Vibrowedge isolators, four backing straps, eight stainless steel covers, and stainless steel fender-to-bracket hardware



SPECIFICATIONS

part no.	weight (lbs.)	tube construction	application	package	pkg qty
031-01234	17.67	RoadKote	TR - Top Radius	packaged set	1
031-01235	17.67	stainless steel	TR - Top Radius	packaged set	1
031-01236	17.95	RoadKote	TF - Top Flat	packaged set	1
031-01237	17.95	stainless steel	TF - Top Flat	packaged set	1

patent #6,648,373

X-FLEX PivotBar Mount - with Vibrowedge Isolator



APPLICATION

- Will work on most fenders from a variety of manufacturers

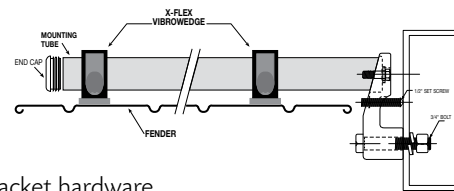
FEATURES

- X-FLEX Vibrowedge minimize “spider web” cracking where fender is attached to mounts
- Eliminates direct metal-to-metal contact and creates a “free floating” zone of vibration isolation
- Provides an offset of 4.00" and rotates 360°



ORDER DETAILS

- Packaged set consists of two RoadKote PivotBar adapters, adapter-to-chassis hardware, two tubes, bracket-to-adapter hardware, two end caps, four mount retainers, four Vibrowedge isolators, four backing straps, eight stainless steel covers and stainless steel fender-to-bracket hardware



SPECIFICATIONS

part no.	weight (lbs.)	tube construction	application	package	pkg qty
031-01238	28.58	RoadKote	TR - Top Radius	packaged set	1
031-01239	26.75	stainless steel	TR - Top Radius	packaged set	1
031-01240	28.86	RoadKote	TF - Top Flat	packaged set	1
031-01241	28.86	stainless steel	TF - Top Flat	packaged set	1

patent #6,648,373 and #6,471,228

INDIVIDUAL REPLACEMENT FENDER MOUNTS

SPRAY MASTER CLASSIC Fender Individual Mount Replacements

X-FLEX Multi-Mount with Iso-Blox



APPLICATION

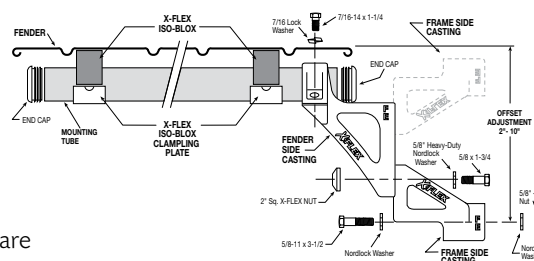

- Designed for mounting under the fender in a center position using the X-FLEX Iso-Blox (part # 031-01208) included
- Will work on most fenders from a variety of manufacturers

FEATURES

- Allows for adjustable offset range of 0" to 8.00" from centerline of mounting tube to centerline of chassis mounting bolt.
- Eliminates direct metal-to-metal contact
- Uses "Nordlock" anti-vibration washers in 5/8" applications

ORDER DETAILS

- Packaged set consists of two RoadKote fender-side castings and two frame-side castings, castings-to-chassis hardware, two RoadKote finish tubes, four end caps, four Iso-Blox mounts, four metal caps, fender to Iso-Blox hardware, and mounting bracket to Iso-Blox hardware



SPECIFICATIONS

part no.	weight (lbs.)	application	finish	package	pkg qty
031-01226	32.82	Undermount	RoadKote	packaged set	1

U.S. Patent #6,648,373 and 7,073,804
CAN. Patent #2,416,956

INDIVIDUAL REPLACEMENT FENDER MOUNTS

X-FLEX Iso-Blox

APPLICATION

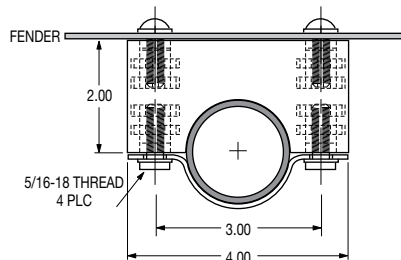


- Will work on most fenders from a variety of manufacturers
- Primary application is as a center mount

FEATURES

- Minimizes "spider web" cracking where fender is attached to mounts
- Eliminates all direct metal-to-metal contact and creates a "free floating" zone of vibration isolation

ORDER DETAILS

- Packaged set consists of four Iso-Blox, four metal caps, fender-to-block hardware, and mounting tube-to-blocks hardware
- Use with any 1-7/8" mounting tube, not included



SPECIFICATIONS

part no.	weight (lbs.)	application	package	pkg qty
031-01208	7.23	Undermount	packaged set	1


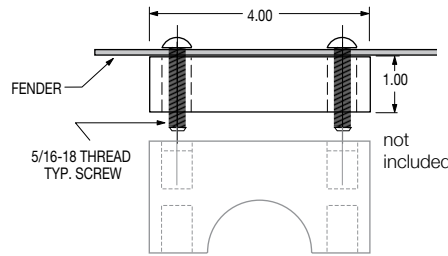
patent #6,648,373

SPRAY MASTER CLASSIC Fender Individual Mount Replacements

X-FLEX Iso-Blox Xtend-A-Pad

FEATURES

- Allows additional vertical adjustment when mounting fender using the X-FLEX system
- Raises the mounting height of the fender by 1.00"



ORDER DETAILS

- Packaged set consists of four Iso-Blox, hardware to attach the fender to Xtend-A-Pad and X-FLEX Iso-Blox
- Must be used with the X-FLEX Iso-Blox

SPECIFICATIONS

part no.	weight (lbs.)	application	package	pkg qty
031-01209	3.56	Undermount	packaged set	1

U.S. Patent #6,648,373
CAN. Patent #2,356,064

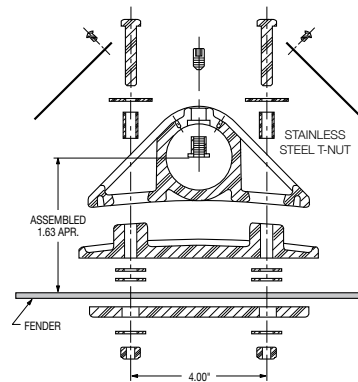
X-FLEX Vibrowedge (TR) and (TF)

APPLICATION

- Will work on most fenders from a variety of manufacturers
- Primary application is as an end mount

FEATURES

- Minimizes "spider web" cracking where fender is attached to mounts
- Eliminates all direct metal-to-metal contact and creates a "free floating" zone of vibration isolation



IMPROVEMENTS

- Stainless steel T-nut prevents cracked retainer due to over-tightening

ORDER DETAILS

- For use with 1-7/8" round end mount tube, not included
- Packaged set consists of four mount retainers, four Vibrowedge isolators, four backing straps, eight stainless steel covers, and stainless steel fender-to-bracket hardware

SPECIFICATIONS

part no.	weight (lbs.)	application	package	pkg qty
031-00096	4.69	TR - Top Radius	packaged set	1
031-00097	4.97	TF - Top Flat	packaged set	1

U.S. Patent #6,648,373
CAN. Patent #2,356,064

INDIVIDUAL REPLACEMENT FENDER MOUNTS

SPRAY MASTER CLASSIC Fender Individual Mount Replacements

Center Mount for Spray Master Classic Fenders




APPLICATION

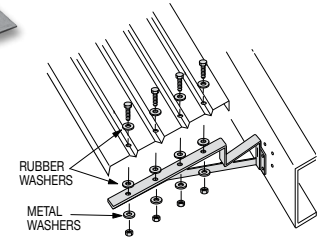
- For use with Spray Master Classic SRC or DRC Fenders

FEATURES

- Steel construction, RoadKote finish
- Flat rubber washer positioned between bracket and fender
- Concave rubber washer positioned between bolt and fender
- Standard bracket mounting plate 3.75" x 3.75" with regular holes
- Heavy-duty bracket mounting plate 4.00" x 6.00" with slotted holes



STANDARD-DUTY BRACKET PICTURED



ORDER DETAILS

- Mount packaged set includes two mounting brackets with fender-to-bracket hardware

SPECIFICATIONS

part no.	weight (lbs.)	description	construction	gusset application	bracket width (in.)	width (in.)	package	pkg qty
031-00541	15.67	mount set	RoadKote	standard-duty	1.50	1.50	packaged set	1
034-00866	7.50	mount bracket	RoadKote	standard-duty	1.50	1.50	single	1
031-00844	35.04	mount set	RoadKote	heavy-duty	2.50	2.00	packaged set	1
034-01658	16.13	mount bracket	RoadKote	heavy-duty	2.50	2.00	single	1
031-00550	.67	hardware	zinc plated steel	n/a	n/a	n/a	packaged set	1

Post Style Center Mount for Spray Master Classic Fenders

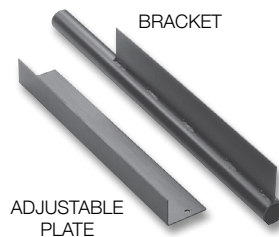


APPLICATION

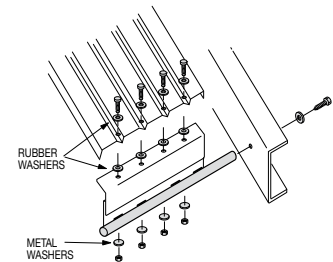
- For use with Spray Master Classic SRC or DRC fenders
- Ideal for frames with limited mounting space

FEATURES

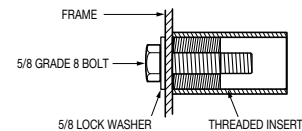
- Flush mount design results in more bearing surface
- Steel construction, RoadKote finish
- Flat rubber washer positioned between bracket and fender
- Concave rubber washer positioned between bolt and fender
- Use single mounting hole or one of the existing suspension casting holes and bolts for installation



ADJUSTABLE PLATE



FRAME MOUNT CROSS SECTION VIEW OF INSTALLATION RECOMMENDED TORQUE IS 245 FT. LBS.



ORDER DETAILS

- Mount packaged set includes two mounting brackets, two adjustable plates, end caps, fender-to-bracket and bracket-to-chassis frame hardware

SPECIFICATIONS

part no.	weight (lbs.)	description	construction	package	pkg qty
031-01257	27.02	mount set	RoadKote	packaged set	1
034-01659	9.01	mount bracket	RoadKote	single	1
031-00575	3.90	adjustable plate	RoadKote	single	1
031-01258	1.08	hardware	zinc plated steel	packaged set	1

NOTE: The tandem mounting support brackets and the various models of tandem fenders are purposely not pre-drilled on top because of the many vehicle variations and side frame clearance problems. Drilling specifically to match the application offers the most flexibility of mounting options without defacing the fenders or weakening the mounts with unnecessary holes.

INDIVIDUAL REPLACEMENT FENDER MOUNTS

SPRAY MASTER CLASSIC Fender Individual Mount Replacements

Cross Mount Tube, 95" for Spray Master Classic Fenders



APPLICATION

- For use with Spray Master Classic FRC, SRC or DRC Fenders

FEATURES

- Steel construction with chrome, zinc, or RoadKote finish
- Rubber washer positioned between bracket and fender

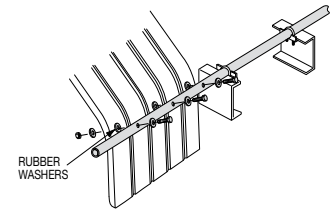
ORDER DETAILS

- Bulk set contains one tandem cross mount tube, end caps, and fender-to-tube and tube-to-chassis frame hardware



SPECIFICATIONS

part no.	weight (lbs.)	description	finish	package	pkg qty
031-00784	15.20	mount set	zinc plated steel	bulk set	1
031-00786	15.20	mount set	RoadKote	bulk set	1
031-00782	15.20	mount set	chrome	bulk set	1
032-00355	17.80	one tube	RoadKote	single	1
032-00356	13.70	one tube	zinc plated steel	single	1
032-00357	13.70	one tube	chrome	single	1
031-00051	1.96	hardware	zinc plated steel	bulk set	1



INDIVIDUAL REPLACEMENT FENDER MOUNTS

Triangle End Mount for Spray Master Classic Fenders

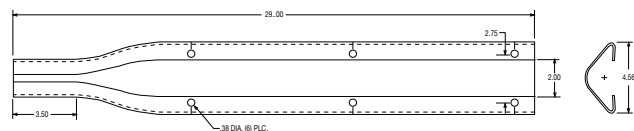


APPLICATION

- For use with Spray Master Classic FRC, SRC and DRC fenders

ORDER DETAILS

- Mount packaged set consists of two end mount brackets, hanger clamps, fender to bracket stainless steel hardware, zinc clamp hardware and hole template
- Post mount not included, order part number 032-00199-2
- Individual bracket does not include hanger clamp or clamp hardware



SPECIFICATIONS

part no.	weight (lbs.)	description	finish	package	pkg qty	cross reference
031-01630	12.71	mount set	stainless steel	packaged set	1	N200SS7, 30-7391S
034-02184	6.35	one bracket, hardware and template	stainless steel	packaged set	1	-
031-00203	.71	hardware	stainless steel	packaged set	1	-
032-00426	.45	hanger tube clamp	stainless steel	single	1	-

SPRAY MASTER CLASSIC Fender Individual Mount Replacements

Post Style End Mount for Spray Master Classic Fenders

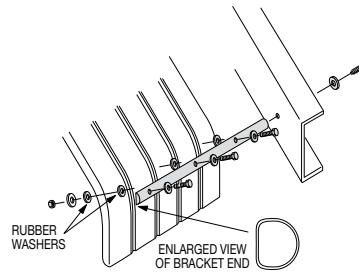


APPLICATION

- For use with Spray Master Classic FRC, SRC and DRC fenders
- Ideal for frames with limited mounting space

FEATURES

- Flush mount design results in more bearing surface
- Steel construction with RoadKote or stainless finish
- 30.25" long for added strength and durability
- Rubber washer positioned between bracket and fender
- Use single suspension hole or one of the existing suspension casting holes and bolts for installation



POSITION FLAT SIDE OF MOUNT TOWARD FENDER

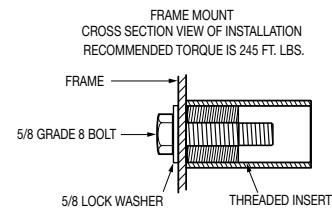


ORDER DETAILS

- Mount packaged set includes two mounting brackets, end caps, and fender-to-bracket and bracket-to-chassis frame hardware

SPECIFICATIONS

part no.	weight (lbs.)	description	construction	package	pkg qty
031-01253	14.36	mount set	RoadKote	packaged set	1
031-01254	14.36	mount set	stainless steel	packaged set	1
034-01662	6.38	mount bracket	RoadKote	single	1
034-01663	6.38	mount bracket	stainless steel	single	1
031-01255	1.16	hardware	zinc plated steel	packaged set	1
031-01256	1.16	hardware	stainless steel	packaged set	1



NOTE: The tandem mounting support brackets and the various models of tandem fenders are purposely not pre-drilled on top because of the many vehicle variations and side frame clearance problems. Drilling specifically to match the application offers the most flexibility of mounting options without defacing the fenders or weakening the mounts with unnecessary holes.

Post Style End Mount for Smooth Skin Classic Fenders

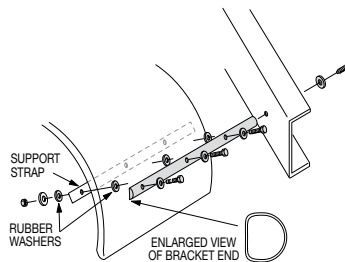


APPLICATION

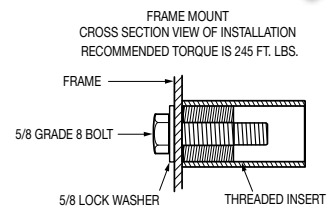
- Used with Spray Master Classic FRC-19 Fender ONLY

FEATURES

- Flush mount design results in more bearing surface
- Use single mounting hole or one of the existing suspension casting holes and bolts for installation
- Stainless steel construction
- Rubber washer positioned between bracket and fender



POSITION FLAT SIDE OF MOUNT TOWARD FENDER



ORDER DETAILS

- Packaged set includes two mounting brackets, end caps, and fender-to-bracket and bracket-to-chassis frame hardware

SPECIFICATIONS

part no.	weight (lbs.)	description	construction	package	pkg qty
031-01645	15.95	mount set	stainless steel	packaged set	1

NOTE: The tandem mounting support brackets and the various models of tandem fenders are purposely not pre-drilled on top because of the many vehicle variations and side frame clearance problems. Drilling specifically to match the application offers the most flexibility of mounting options without defacing the fenders or weakening the mounts with unnecessary holes.

SPRAY MASTER CLASSIC Fender Individual Mount Replacements

Side Style End Mount for Spray Master Classic Fenders

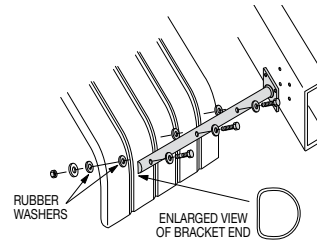


APPLICATION

- For use with Spray Master Classic FRC, SRC or DRC Fenders

FEATURES

- Steel construction with RoadKote, zinc, or chrome finish
- 30.25" length for added strength and durability
- Rubber washer positioned between bracket and fender
- Mounting plate 3.75" x 3.75"



POSITION FLAT SIDE OF MOUNT TOWARD FENDER

ORDER DETAILS

- Mount packaged set includes two mounting brackets, end caps, and bracket-to-fender hardware

SPECIFICATIONS

part no.	weight (lbs.)	description	construction	package	pkg qty
031-00542	14.65	mount set	RoadKote	packaged set	1
031-00845	14.66	mount set	zinc plated steel	packaged set	1
031-00846	14.66	mount set	polished chrome	packaged set	1
034-00867	6.13	mount bracket	RoadKote	single	1
034-01545	6.90	mount bracket	zinc plated steel	single	1
034-01546	6.90	mount bracket	polished chrome	single	1
031-00551	.85	hardware	zinc plated steel	packaged set	1

End Mount Support Tube with End Cap for Spray Master Classic Fenders

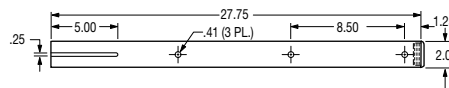


APPLICATION

- For use with Spray Master Classic FRC, SRC and DRC fenders
- Must be used with post, side mount socket or 50" cross tube

ORDER DETAILS

- Mount packaged set available in pair, single tube sets with hardware on tube and end cap only



SPECIFICATIONS

part no.	weight (lbs.)	description	finish	package	pkg qty	cross reference
031-00191	12.98	two tubes, end caps, hanger clamps and hardware	stainless steel	packaged set	1	-
031-00190	12.98	one tube, end cap, hanger clamp and hardware	stainless steel	packaged set	1	-
031-00095	3.20	one tube and end cap	stainless steel	packaged set	1	N123-SS-7, 1585-6
032-00224	0.48	hanger tube clamp	stainless steel	single	1	-
031-00295	0.50	hardware		packaged set	1	-

INDIVIDUAL REPLACEMENT FENDER MOUNTS

SPRAY MASTER POLY Fender Individual Mount Replacements

PivotBar and Post Mount Set for Spray Master Poly Fenders



APPLICATION

- For use with Spray Master FR, SR and DR and FRX fender styles
- 22.5" / 24.5" Wheel Size
- Use length 30.25" for Spray Master FR, SR and DR - no SlideTrax
- Use length 32.50" for Spray Master FRX-22 - with SlideTrax

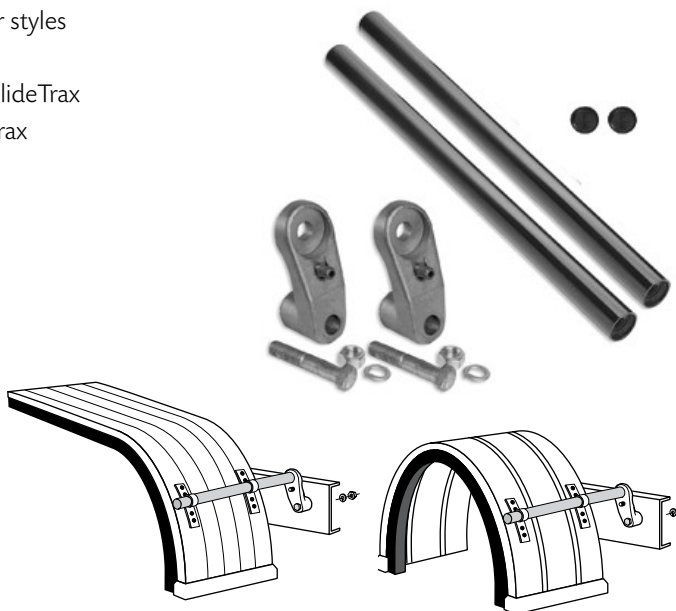
NOTE: Not compatible with FRX-19 Fender

FEATURES

- Stainless steel or RoadKote tube construction

ORDER DETAILS

- Packaged sets include two stainless steel or RoadKote end mount tubes, two PivotBar adapters, two jamming screws, bracket-to-adapter hardware, adapter-to-chassis hardware and two end caps



SPECIFICATIONS

part no.	weight (lbs.)	description	recommended fender	construction	package	pkg qty
031-00920	22.60	30.25" mount set	FR, SR or DR Series	RoadKote	packaged set	1
031-00929	22.80	30.25" mount set	FR, SR or DR Series	stainless steel	packaged set	1
031-01094	23.00	32.50" mount set	FRX-22	RoadKote	packaged set	1
031-01096	24.00	32.50" mount set	FRX-22	stainless steel	packaged set	1
031-01220	1.68	hardware (two adapter to post mount)	-	stainless steel	packaged set	1

PivotBar

APPLICATION

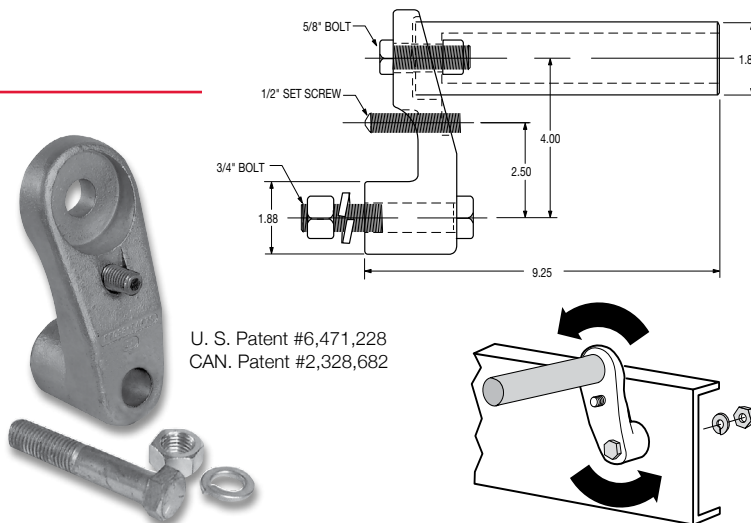
- Greatly assists in properly mounting fenders where needed

FEATURES

- Stout casting with RoadKote finish
- Provides an offset of 4.00" and rotates 360°

ORDER DETAILS

- Packaged set includes two adapters, adapter to chassis hardware and two jamming screws



U. S. Patent #6,471,228
CAN. Patent #2,328,682

SPECIFICATIONS

part no.	weight (lbs.)	description	finish	package	pkg qty
031-01586	9.08	standard pivot bar set	RoadKote	packaged set	1
033-04730	3.61	individual pivotbar	RoadKote	single	1
031-01219	1.68	hardware (two adapter to chassis and two jamming screws)	n/a	packaged set	1

SPRAY MASTER POLY Fender Individual Mount Replacements

Post Style Round End Mount for Spray Master Poly Fenders



APPLICATION

- For use with Spray Master FR, SR, DR and FRX, SRX or DRX fender styles
- Use length 30.25" for Spray Master FR, SR and DR - no SlideTrax
- Use length 32.50" for Spray Master FRX, SRX and DRX - with SlideTrax

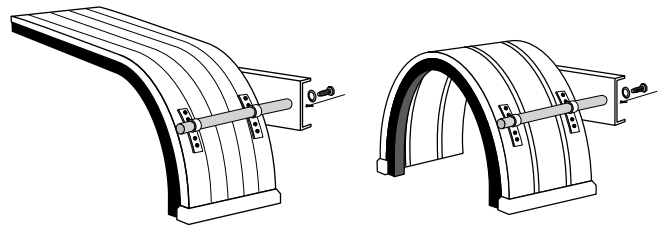

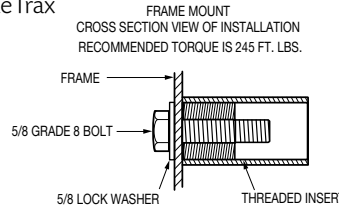
NOTE: Not compatible with FRX-19 Fender

FEATURES

- Flush mount design results in more bearing surface
- Steel construction with RoadKote or stainless steel finish

ORDER DETAILS

- Packaged set includes two end mount brackets, end caps, and bracket-to-chassis hardware



SPECIFICATIONS

part no.	weight (lbs.)	description	recommended fender	construction	package	pkg qty
031-01250	13.98	30.25" mount set	FR, SR or DR Series	RoadKote	packaged set	1
031-01251	12.98	30.25" mount set	FR, SR or DR Series	stainless steel	packaged set	1
034-01660	6.38	30.25" mount bracket	FR, SR or DR Series	RoadKote	single	1
034-01661	6.38	30.25" mount bracket	FR, SR or DR Series	stainless steel	single	1
031-01261	16.08	32.50" mount set	FRX, SRX or DRX Series	RoadKote	packaged set	1
031-01610	16.50	32.50" mount set	FRX, SRX or DRX Series	stainless steel	packaged set	1
034-01689	7.34	32.50" mount bracket	FRX, SRX or DRX Series	RoadKote	single	1
034-01671	6.30	32.50" mount bracket	FRX, SRX or DRX Series	stainless steel	single	1
031-01252	.23	hardware	All fender series	stainless steel	packaged set	1

Side Style Round End Mount for Spray Master Poly Series Fenders



APPLICATION

- For use with Spray Master FR, SR, DR fender styles

FEATURES

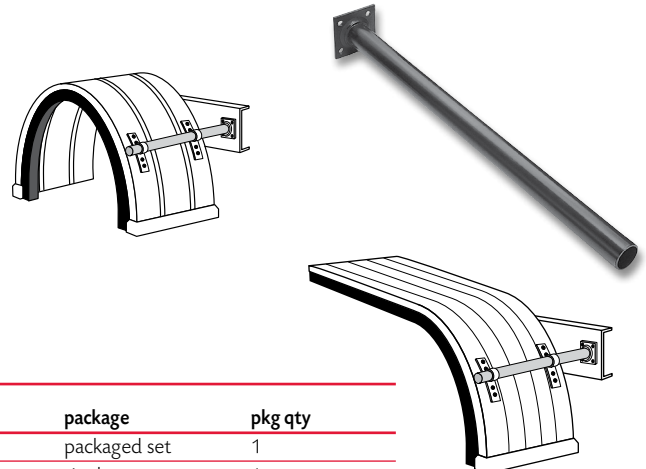
- Steel construction with RoadKote finish
- 30.25" long for added strength and durability
- Mounting plate is 3.75" x 3.75"

ORDER DETAILS

- Packaged set includes two end mount brackets and end caps
- Bracket-to-chassis hardware not included

SPECIFICATIONS

part no.	weight (lbs.)	description	construction	package	pkg qty
031-00870	14.63	mount set	RoadKote	packaged set	1
032-00253	6.99	mount bracket	RoadKote	single	1



INDIVIDUAL REPLACEMENT FENDER MOUNTS

SPRAY MASTER POLY Fender Individual Mount Replacements

Offset Mount for Spray Master Poly Fenders



APPLICATION

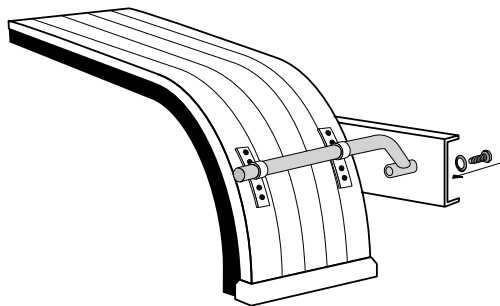
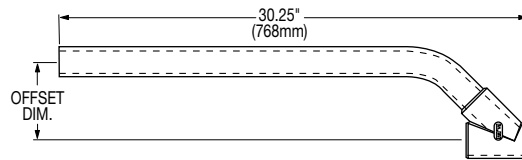
- For use with Spray Master FR, SR or DR Fenders (**without** SlideTrax)
- Positions fender where needed when dealing with limited mounting space

FEATURES

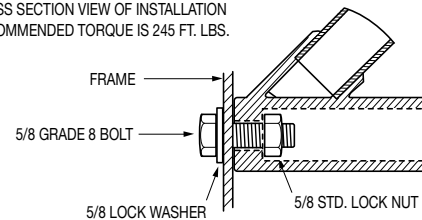
- Steel construction, RoadKote or stainless steel finish
- 5.00" offset between centers of tubes
- 30.25" length

ORDER DETAILS

- Packaged sets include two mounting brackets, four end caps and bracket-to-chassis hardware
- Not compatible with Spray Master with SlideTrax (FRX, SRX or DRX models)



FRAME MOUNT
CROSS SECTION VIEW OF INSTALLATION
RECOMMENDED TORQUE IS 245 FT. LBS.



SPECIFICATIONS

part no.	weight (lbs.)	description	construction	package	pkg qty
031-00883	18.20	mount set	RoadKote	packaged set	1
031-00886	18.06	mount set	stainless steel	packaged set	1
034-01600	7.36	mount bracket	RoadKote	single	1
034-01602	7.36	mount bracket	stainless steel	single	1
031-01201	.35	hardware	zinc plated steel	packaged set	1

INDIVIDUAL REPLACEMENT FENDER MOUNTS

SPRAY MASTER POLY Fender Individual Mount Replacements

Master End Mount Set for Spray Master Poly Fenders

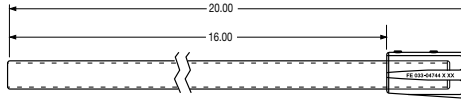


APPLICATION

- For use with Spray Master SRX and DRX Fenders (with SlideTrax)

FEATURES

- Master Mount includes heavy-duty castings and 35mm (1-3/8") diameter tube



ORDER DETAILS

- Packaged set consists of 2 Master Mount castings with end caps, 2 black RoadKote tubes, and all chassis-to-mount hardware

SPECIFICATIONS

part no.	weight (lbs.)	description	package	pkg qty
031-01660	11.50	Master Mount set	packaged set	1

Master End Multi-Mount for Spray Master Poly Fenders

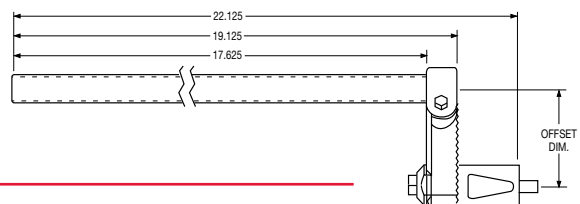


APPLICATION

- For use with Spray Master SRX and DRX Fenders (with SlideTrax)

FEATURES

- Master Multi-Mounts includes heavy-duty castings and 35mm (1-3/8") diameter tube
- The Master Multi-Mount increases offset adjustability an extra 2" to 5" from the centerline of the tube to the centerline of the chassis mounting bolt in quarter inch increments



ORDER DETAILS

- Packaged set consists of 2 Master Multi-Mount castings with end caps, 2 black RoadKote tubes, and all chassis-to-mount hardware

SPECIFICATIONS

part no.	weight (lbs.)	description	package	pkg qty
031-01661	18.75	Master Multi-Mount set	packaged set	1

INDIVIDUAL REPLACEMENT FENDER MOUNTS

SPRAY MASTER POLY Fender Individual Mount Replacements

Master Mount for Spray Master Poly Fenders

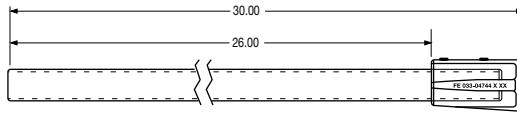


APPLICATION

- For use with Spray Master FRX-19 fender

FEATURES

- Heavy-duty casting with 35mm (1-3/8") tube
- Uses a bolt to attach to the chassis - not a stud
- Available with RoadKote or stainless steel finish



ORDER DETAILS

- Packaged set includes 2 Master Mount castings, 2 tubes, 2 end caps, and chassis to mount hardware including anti-vibration "Nordlock" washers

SPECIFICATIONS

part no.	weight (lbs.)	description	finish	package	pkg qty
031-01282	12.90	mount set	RoadKote	packaged set	1
031-01283	12.90	mount set	stainless steel	packaged set	1

INDIVIDUAL REPLACEMENT FENDER MOUNTS

Master Multi-Mount for Spray Master Poly Fenders


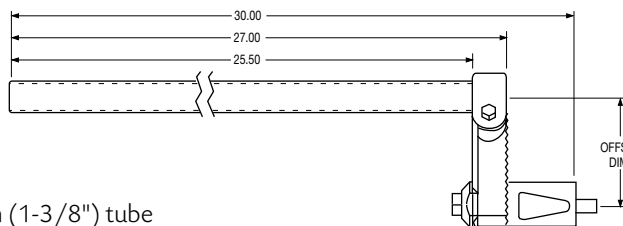


APPLICATION

- For use with Spray Master FRX-19 fender

FEATURES

- Increases offset adjustability an extra 2" to 5" from the centerline of the tube to the centerline of the chassis mounting bolt in quarter inch increments
- Heavy-duty casting with 35mm (1-3/8") tube
- Uses a bolt to attach to the chassis - not a stud
- Available in a RoadKote or stainless steel finish



ORDER DETAILS

- Packaged set includes 2 Master Multi-Mount castings (6 pieces), 2 tubes, 4 end caps and chassis to mount hardware including anti-vibration "Nordlock" washers

SPECIFICATIONS

part no.	weight (lbs.)	description	finish	package	pkg qty
031-01284	19.50	mount set	RoadKote	packaged set	1
031-01285	19.50	mount set	stainless steel	packaged set	1

SPRAY MASTER POLY Fender Individual Mount Replacements

Optional Extension for Master Multi-Mount



APPLICATION

- For use with Spray Master FRX-19 fender

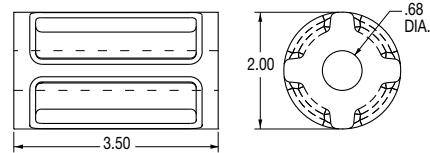
FEATURES

- An optional extension may assist installation where suspension and hangers cause a clearance problem



ORDER DETAILS

- Extension must be used with 031-01284 or 031-01285
- Cast with RoadKote
- Packaged set includes 2 extension castings and two (2) 5/8"-11 x10.0" grade 8 bolts



SPECIFICATIONS

part no.	weight (lbs.)	description	finish	package	pkg qty
031-01299	6.11	extension set	RoadKote	packaged set	1

INDIVIDUAL REPLACEMENT FENDER MOUNTS

SPRAY MASTER POLY Fender Individual Mount Replacements

Master Center Multi-Mount Set for Spray Master Poly Fenders



APPLICATION

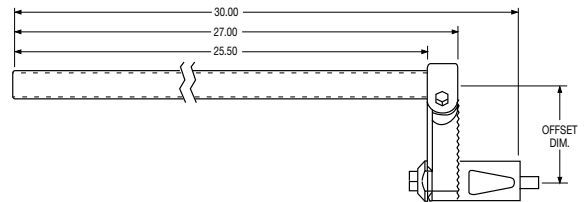
- For use with Spray Master SR, DR and SRX or DRX fender styles.

FEATURES

- The Master Multi-Mount increases offset adjustability an extra 2" to 5" from the centerline of the tube to the centerline of the chassis mounting bolt in quarter inch increments

ORDER DETAILS

- Each Center Mount packaged set consists of 2 Master Multi-Mount castings with straight black RoadKote tubes, 4 center mount connector clamps with hardware, end caps and all chassis to mount hardware.
- For each Single Radius Fender packaged set, order one end mount packaged set and one center mount packaged sets.
- For each Double Radius Fender order two end mount packaged sets and one center mount packaged sets.



SPECIFICATIONS

part no.	weight (lbs.)	description	offset dim.	package	pkg qty
031-01662	22.00	1.375"/35mm tube	2.00"-5.00" adjustable	packaged set	1

INDIVIDUAL REPLACEMENT FENDER MOUNTS

Fixed Offset Center Mount Set for Spray Master Poly Fenders

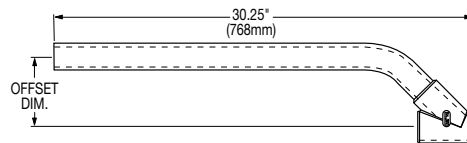


APPLICATION

- For use with Spray Master SR, DR and SRX or DRX fender styles.

ORDER DETAILS

- Each Center Mount packaged set consists of 2 black RoadKote offset tubes, 4 center mount connector clamps with hardware, end caps and all chassis to mount hardware.
- For each Single Radius Fender packaged set, order one end mount packaged set and one center mount packaged set.
- For each Double Radius Fender order two end mount packaged sets and one center mount packaged set.



SPECIFICATIONS

part no.	weight (lbs.)	description	offset dim.	package	pkg qty
031-01663	16.20	1.375"/35mm tube	9.00" fixed	packaged set	1
031-01664	18.10	1.875"/47mm tube	5.00" fixed	packaged set	1

Everything You Need To Know About Spring Loaded Mud Flap Brackets

DEFINITION: A mud flap bracket assembly whose major components are a tube, spring and frame seat or mount, and an optional end cap.

The **tube** is the primary component that holds the mud flap and spring. All tubes have a mounting plate welded on one end.

The **spring** holds the tube to the frame seat or mount and allows the bracket to absorb vibrations and move out of the way on impact.

The **frame seat** (also known on some models as the end plate) is the component between the bracket tube and the truck frame and attaches to the truck frame. It also holds the tube and spring in place for mounting and removing.

There are three frame seat mounting designs: **Internal Frame Mount**, **Frame Seat with Internal Locator** and the **Self-Centering Frame Seat**.

The **Internal Frame Mount** does not have a true frame seat as it is recessed into the bracket tube mounting plate which can cause several problems.

- The bracket tube can "hang-up" and be out of position
- Does not protect the truck frame - direct tube contact causes wear on the frame
- The bracket spring **MUST** be held in place by a keeper bar for mounting and removing
- If the keeper bar is **NOT** in place when removing the bracket, the sudden release of the spring may cause serious personal injury
- Depending on the manufacturer, springs are loaded up to 800 lbs.

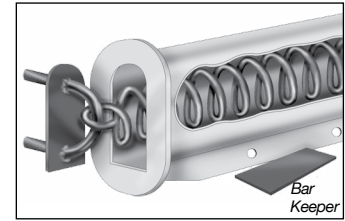
The **Frame Seat With Internal Locator**, is a true frame seat but with an internal locator.

- Protects the truck frame
- The bracket tube can "hang-up" and get out of position
- Keeps the bracket together which makes for easier and safer mounting and removal - no keeper bar to worry about


The third type of frame seat is the **Self-Centering Frame Seat**, a patented design that is a true frame seat with many special features.

- Will never "hang-up" - ALWAYS snaps into the correct position - 100% of the time.
- Protects the truck frame - no contact from the tube to the frame
- Keeps the bracket together which makes for easier and safer mounting and removal - no keeper bar to worry about


All **Fleet Engineers FB-27** brackets and **Hellcat** brackets have patented self-centering frame seats - the only brackets in the industry to do so. Quite often, manufacturers of the other two frame seat designs consider theirs to be self-centering but they do not perform correctly 100% of the time like the self-centering brackets. And most other brackets leave off the end cap, but not Fleet Engineers. An end cap provides a "finished" appearance, increases safety due to the built in reflectors and keeps debris outside the internal part of the tube. For these reasons, we believe it is important that all FB-27's* and Hellcats come standard with an attractive end cap that stays on!



**INTERNAL
FRAME MOUNT**



**FRAME SEAT WITH
INTERNAL LOCATOR**



**SELF-CENTERING
FRAME SEAT**

SPRING LOADED MUD FLAP BRACKETS

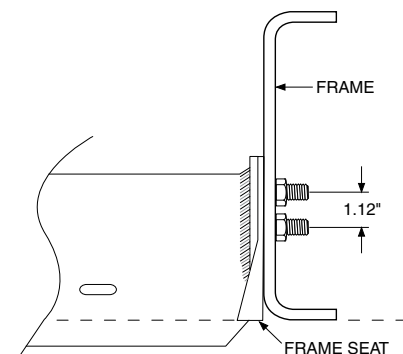
FB-27 Mounting Installation Instructions

1. Make sure the area of the frame where the bracket is to be mounted is clean and free from obstructions and protrusions. The frame seat of the bracket must come in full contact with the frame.
2. Locate the bracket in the desired position. Make sure the frame seat does not extend past the bottom edge of the frame. Mark the location of the bolts.
3. Drill 17/32" clearance holes for the bolts.

NOTE: Be sure to follow truck manufacturers recommended procedures for drilling any required holes in the frame.

4. Install bracket and torque nuts to a maximum of 57 ft. lbs.


NOTE: Mounting the FB-27 with the frame seat extending past the bottom of the frame will void the warranty.



Hellcat Spring Loaded Flap Brackets

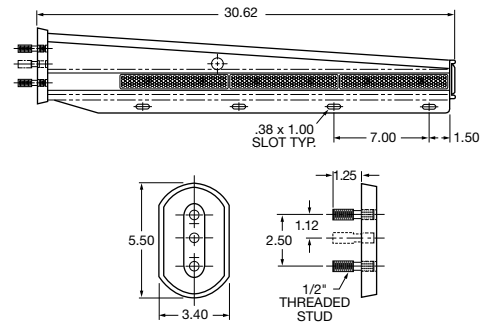
FEATURES

- Available in stainless steel or RoadKote painted finish
- Bracket is unassembled; for installation flexibility, reflectors and hardware are not attached
- Slot arrangement conforms to TTMA flap hole pattern
- Cast mounting seat accepts studs for either 1.125" or 2.5" hole pattern
- U.S. Patent # 6,604,724; CAN. Patent #2,328,677



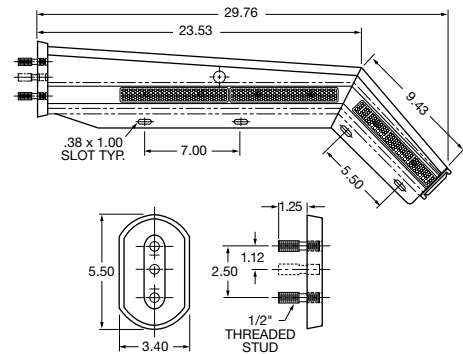
ORDER DETAILS

- Packaged set includes two brackets, reflectors, mounting hardware, end caps, plastic snap rivets, and plugs
- Hardware packaged set includes four studs, four nuts, four washers, and two gaskets



HELLCAT STRAIGHT SPRING LOADED BRACKETS SPECIFICATIONS

part no.	weight (lbs.)	description	finish	package	pkg qty
033-04992	24.26	straight bracket set	RoadKote	packaged set	1
033-04993	23.84	straight bracket set	stainless steel	packaged set	1
031-01503	0.70	hardware	zinc	packaged set	1



HELLCAT SHORTIE SPRING LOADED BRACKETS SPECIFICATIONS

part no.	weight (lbs.)	description	finish	package	pkg qty
033-05016	27.20	shortie bracket set	RoadKote	packaged set	1
033-05017	27.85	shortie bracket set	stainless steel	packaged set	1
031-01503	0.70	hardware	zinc	packaged set	1

NOTE: Full contact must be maintained between frame seat and truck frame rail. See page 51.

FB-27 Spring Loaded Brackets with Reflective Tape on Extended Flange

APPLICATION

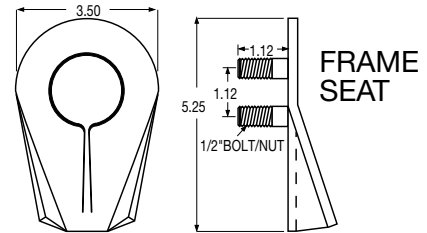
- When mounted directly to the truck frame use the 30.25" Frame Mount bracket. If possibility of bracket extending past the outside edge of the tire when using a frame mounting adapter, order the Standard 28.00" or smaller FB-27 Bracket.

FEATURES

- Extended flange to accommodate reflective tape
- DOT-C2 reflective tape adhered to extended flange
- Bracket available in RoadKote finish or polished stainless steel
- Patented seat design eliminates wind-caused bracket rotation
- Reduces flap and bracket damage
- Ideal for the heavy-duty spray suppression flaps

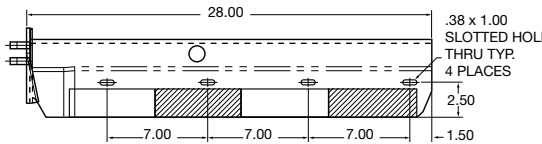
ORDER DETAILS

- Packaged set part number represents two brackets, mounting hardware, and end caps



STANDARD FB-27 SPRING LOADED BRACKETS WITH REFLECTIVE TAPE ON EXTENDED FLANGE

- Slot arrangement conforms to TTMA flap hole pattern


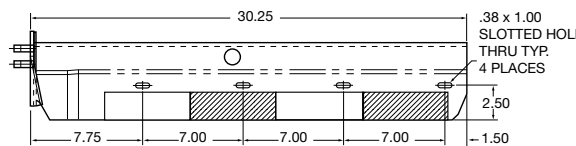


SPECIFICATIONS

part no.	weight (lbs.)	length (in.)	description	construction	package	pkg qty	cross reference
033-04555	21.70	28.00	extended flange with tape	RoadKote	packaged set	1	B572825WTBK, BF28PCX-kit
033-04567	20.77	28.00	extended flange with tape	stainless steel	packaged set	1	B572825WTSK, BF28SSCX-kit

FRAME MOUNT FB-27 SPRING LOADED BRACKETS WITH REFLECTIVE TAPE ON EXTENDED FLANGE

- Slot arrangement conforms to TTMA flap hole pattern
- Larger size for flap retention to tire's outer edge



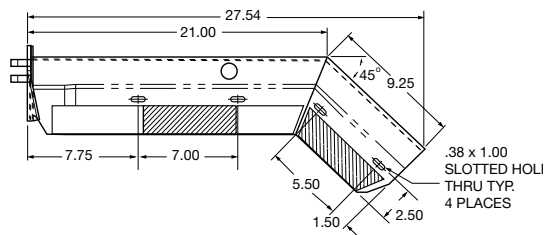
SPECIFICATIONS

part no.	weight (lbs.)	length (in.)	description	construction	package	pkg qty	cross reference
033-04530	22.85	30.25	extended flange with tape	RoadKote	packaged set	1	B573025WTBK, BF30PCX-kit
033-04550	22.89	30.25	extended flange with tape	stainless steel	packaged set	1	B573025WTSK, BF30SSCX-kit

NOTE: Full contact must be maintained between frame seat and truck frame rail. See page 51.

SPRING LOADED MUD FLAP BRACKETS

SHORTIE FB-27 SPRING LOADED BRACKETS WITH REFLECTIVE TAPE ON EXTENDED FLANGE



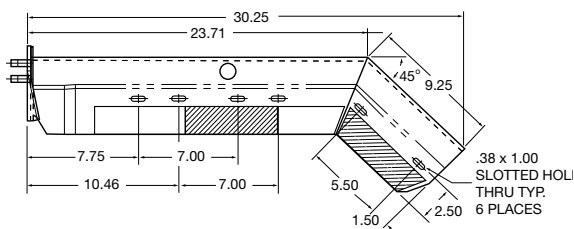
SPECIFICATIONS

part no.	weight (lbs.)	length (in.)	description	construction	package	pkg qty	cross reference
033-04542	22.45	27.54	extended flange with tape	RoadKote	packaged set	1	B6728, SF3045PCX-kit
033-04546	21.62	27.54	extended flange with tape	stainless steel	packaged set	1	B6728S, SF3045SSCX-kit

SPRING LOADED MUD FLAP BRACKETS

FRAME MOUNT SHORTIE FB-27 SPRING LOADED BRACKETS WITH REFLECTIVE TAPE ON EXTENDED FLANGE

- Longer length provides complete mud flap containment



SPECIFICATIONS

part no.	weight (lbs.)	length (in.)	description	construction	package	pkg qty	cross reference
033-04647	22.95	30.25	extended flange with tape	RoadKote	packaged set	1	B67
033-04648	21.60	30.25	extended flange with tape	stainless steel	packaged set	1	B67S

NOTE: Full contact must be maintained between frame seat and truck frame rail. See page 51.

Aftermarket FB-27 Spring Loaded Brackets with Reflective Tape on Extended Flange

APPLICATION

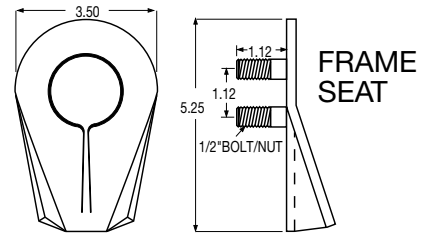
- When mounted directly to the truck frame use the 30.25" Frame Mount bracket. If possibility of bracket extending past the outside edge of the tire when using a frame mounting adapter, order the Standard 28.00" or smaller FB-27 Bracket.

FEATURES

- DOT-C2 reflective tape adhered to flange
- Bracket available in RoadKote finish or polished stainless steel
- Patented seat design eliminates wind-caused bracket rotation
- Reduces flap and bracket damage
- Ideal for the heavy-duty spray suppression flaps

ORDER DETAILS


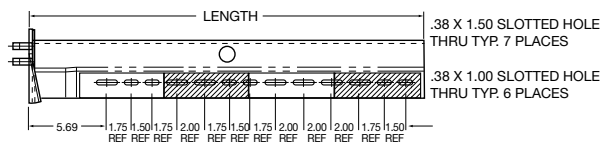
- Packaged set part number represents two brackets, mounting hardware, and end caps



Lower priced conspicuity brackets

AFTERMARKET STANDARD FB-27 SPRING LOADED BRACKETS WITH REFLECTIVE TAPE ON EXTENDED FLANGE

- Slot arrangement conforms to TTMA flap hole pattern


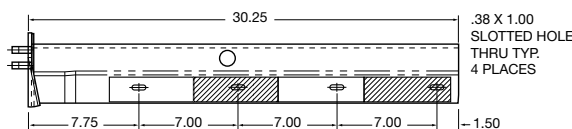


SPECIFICATIONS

part no.	weight (lbs.)	length (in.)	description	construction	package	pkg qty	cross reference
033-05190	18.03	28.00	extended flange with tape	RoadKote	packaged set	1	B572825WTBK, BF28PCX-kit
033-05191	18.35	28.00	extended flange with tape	stainless steel	packaged set	1	B572825WTSK, BF28SSCX-kit

AFTERMARKET FRAME MOUNT FB-27 SPRING LOADED BRACKETS WITH REFLECTIVE TAPE ON EXTENDED FLANGE

- Slot arrangement conforms to TTMA flap hole pattern
- Larger size for flap retention to tire's outer edge




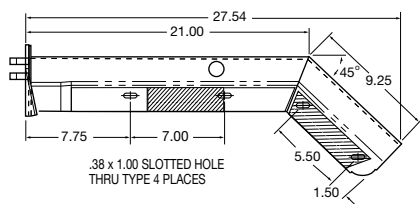
SPECIFICATIONS

part no.	weight (lbs.)	length (in.)	description	construction	package	pkg qty	cross reference
033-05192	19.31	30.25	extended flange with tape	RoadKote	packaged set	1	B573025WTBK, BF30PCX-kit
033-05193	18.85	30.25	extended flange with tape	stainless steel	packaged set	1	B57S, BF30SSCX-kit

NOTE: Full contact must be maintained between frame seat and truck frame rail. See page 51.

SPRING LOADED MUD FLAP BRACKETS

AFTERMARKET SHORTIE FB-27 SPRING LOADED BRACKETS WITH REFLECTIVE TAPE ON EXTENDED FLANGE




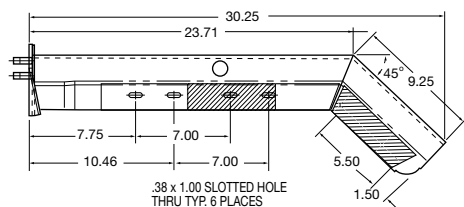
SPECIFICATIONS

part no.	weight (lbs.)	length (in.)	description	construction	package	pkg qty	cross reference
033-05194	18.85	27.54	extended flange with tape	RoadKote	packaged set	1	B6728, SF3045PCX-kit
033-05195	18.35	27.54	extended flange with tape	stainless steel	packaged set	1	B6728S, SF3045SSCX-kit

SPRING LOADED MUD FLAP BRACKETS

AFTERMARKET FRAME MOUNT SHORTIE FB-27 SPRING LOADED BRACKETS WITH REFLECTIVE TAPE ON EXTENDED FLANGE

- Longer length provides complete mud flap containment



SPECIFICATIONS

part no.	weight (lbs.)	length (in.)	description	construction	package	pkg qty	cross reference
033-05196	20.65	30.25	extended flange with tape	RoadKote	packaged set	1	B67
033-05197	19.71	30.25	extended flange with tape	stainless steel	packaged set	1	B67S

NOTE: Full contact must be maintained between frame seat and truck frame rail. See page 51.

FB-27 Brackets with Reflector Holders and Reflectors

APPLICATION

- When mounted directly to the truck frame use the 30.25" Frame Mount bracket. If possibility of bracket extending past the outside edge of the tire when using a frame mounting adapter, order the Standard 28.00" or smaller FB-27 Bracket.

FEATURES

- Holders made of strong black plastic construction and have tabs to hold reflectors in securely in place
- Brackets available in RoadKote or stainless steel finish and two lengths

ORDER DETAILS

- Packaged set includes two brackets, end caps, two holders, two white reflectors, four red reflectors, and all hardware (bracket to chassis, holder to bracket and holder to bracket to mud flap)



SPECIFICATIONS FOR STRAIGHT BRACKETS

part no.	weight (lbs.)	bracket length	bracket construction	package	pkg qty
031-01265	21.20	30.25	RoadKote	packaged set	1
031-01266	20.54	30.25	stainless steel	packaged set	1
031-01271	19.64	28.00	RoadKote	packaged set	1
031-01272	20.00	28.00	stainless steel	packaged set	1

SPECIFICATIONS FOR SHORTIE BRACKETS

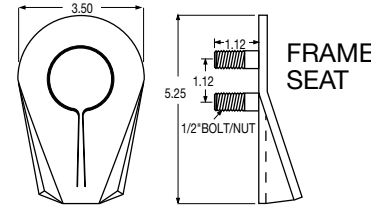
part no.	weight (lbs.)	bracket length	bracket construction	package	pkg qty
031-01273	20.36	27.54	RoadKote	packaged set	1
031-01274	20.00	27.54	stainless steel	packaged set	1
031-01267	21.58	30.25	RoadKote	packaged set	1
031-01268	21.90	30.25	stainless steel	packaged set	1

SPRING LOADED MUD FLAP BRACKETS

FB-27 Spring Loaded Brackets

APPLICATION

- When mounted directly to the truck frame use the 30.25" Frame Mount bracket. If possibility of bracket extending past the outside edge of the tire when using a frame mounting adapter, order the Standard 28.00" or smaller FB-27 Bracket.



FEATURES

- Patented seat design eliminates wind-caused bracket rotation
- Reduces flap and bracket damage
- Ideal for the heavy-duty spray suppression flaps
- Slot arrangement conforms to TTMA flap hole pattern for straight brackets
- Frame Mount Straight and Shortie are longer for flap retention to tires outer edge

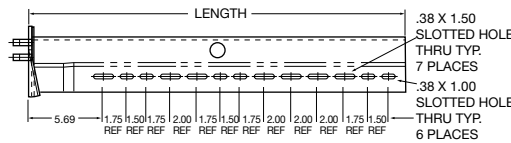
Note: The FB-27 Spring Loaded Brackets on pages 58 and 59 do not contain conspicuity tape which is required to meet conspicuity requirements in North America. For parts that have conspicuity tape already attached see pages 53-56. To conform to conspicuity requirements using reflector holders or plate, see pages 57, 82-84.

ORDER DETAILS

- Packaged set part number represents two brackets, mounting hardware, and end caps (033-00257 does not have end caps)

SPRING LOADED MUD FLAP BRACKETS

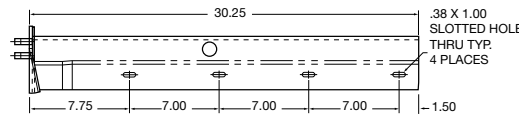
STANDARD FB-27 SPRING LOADED BRACKETS



SPECIFICATIONS

part no.	weight (lbs.)	length (in.)	construction	may be replaced by part no.*	package	pkg qty	cross reference
033-00270	18.25	28.00	RoadKote	033-00868	packaged set	1	#BF-28P-Kit
033-00272	17.26	24.50	RoadKote	n/a	packaged set	1	-
033-00277	17.70	28.00	stainless steel	033-00870	packaged set	1	#BF-28SS-Kit

FRAME MOUNT FB-27 SPRING LOADED BRACKETS

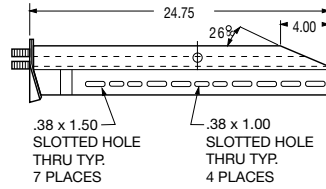


SPECIFICATIONS

part no.	weight (lbs.)	length (in.)	construction	package	pkg qty	cross reference
033-00868	19.31	30.25	RoadKote	packaged set	1	#B773025NTBK, # B573025NTBK, #BF30P-Kit
033-00870	18.85	30.25	stainless steel	packaged set	1	#BF30SS-Kit

NOTE: Full contact must be maintained between frame seat and truck frame rail. See page 51.

**26° CUT FB-27
SPRING LOADED
BRACKET**

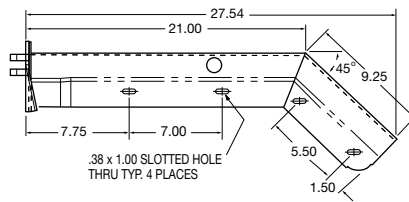


- Does not have end caps

SPECIFICATIONS

part no.	weight (lbs.)	length (in.)	construction	package	pkg qty
033-00257	16.73	24.75	RoadKote	packaged set	1

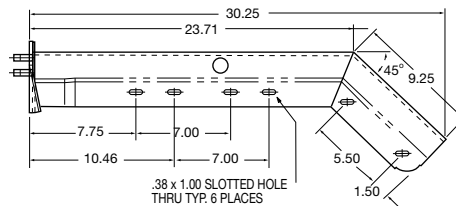
**SHORTIE FB-27
SPRING LOADED
BRACKETS**



SPECIFICATIONS

part no.	weight (lbs.)	length (in.)	construction	package	pkg qty	cross reference
033-00864	18.75	27.54	RoadKote	packaged set	1	#SF3045P-Kit
033-00865	18.35	27.54	stainless steel	packaged set	1	#SF3045SS-Kit

**FRAME MOUNT
SHORTIE FB-27
SPRING LOADED
BRACKETS**



SPECIFICATIONS


part no.	weight (lbs.)	length (in.)	construction	package	pkg qty	cross reference
033-03404	20.65	30.25	RoadKote	packaged set	1	# B673025NTBK, #B67NT, #SF3345P-Kit
033-04150	19.71	30.25	stainless steel	packaged set	1	#SF3345SS-Kit

SPRING LOADED MUD FLAP BRACKETS

Bar Type Mud Flap Brackets

APPLICATION

- Our spring steel bar brackets provide superior strength and spring back performance. Unlike many competitive models, our flap brackets maintain a true 90° angle in all road conditions. Fleet Engineers' bar bracket line and supporting mounting options is unmatched.



Fleet Engineers

VS

The Competition

FEATURES

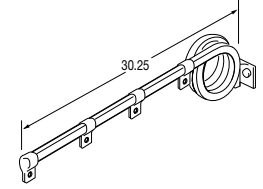
- Square spring steel
- Black primer finish

ORDER DETAILS

- Contact our sales department regarding any application questions
- Packaged sets include two arms, standard regular or standard end cast mounting sockets, and all mounting hardware (bracket to chassis and mud flap to bracket)

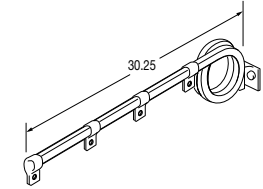
SQUARE TRIPLE COIL BRACKET SPECIFICATIONS

part no.	weight (lbs.)	description	size (in.)	mounts	application	package	pkg qty	cross reference
031-00123	19.10	pair	.63	standard	standard-duty	packaged set	1	-
031-00143	19.20	pair	.63	end	standard-duty	packaged set	1	-
034-00429	7.75	roadside	.63	-	standard-duty	single	1	A23L
034-00430	7.75	curbside	.63	-	standard-duty	single	1	A23R
031-00101	26.10	pair	.75	standard	heavy-duty	packaged set	1	-
031-00111	26.32	pair	.75	end	heavy-duty	packaged set	1	-
034-00676	11.27	roadside	.75	-	heavy-duty	single	1	-
034-00677	11.27	curbside	.75	-	heavy-duty	single	1	-



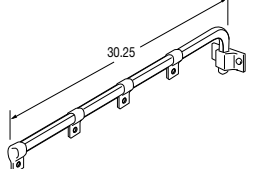
SQUARE DOUBLE COIL BRACKET SPECIFICATIONS

part no.	weight (lbs.)	description	size (in.)	mounts	application	package	pkg qty	cross reference
031-00130	17.00	pair	.63	standard	standard-duty	packaged set	1	-
034-00628	6.80	roadside	.63	-	standard-duty	single	1	-
034-00629	6.80	curbside	.63	-	standard-duty	single	1	-
031-00108	22.90	pair	.75	standard	heavy-duty	packaged set	1	B83
034-00636	9.60	roadside	.75	-	heavy-duty	single	1	A83L
034-00637	9.60	curbside	.75	-	heavy-duty	single	1	A83R



RIGHT ANGLE BRACKET SPECIFICATIONS

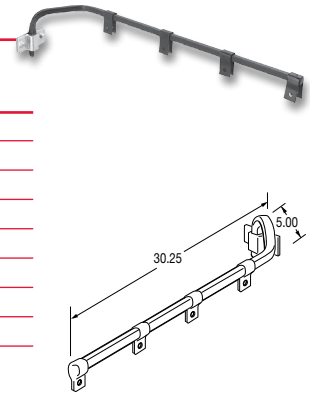
part no.	weight (lbs.)	size (in.)	mounts	application	package	pkg qty	cross reference
031-00125	11.95	.63	standard	standard-duty	packaged set	1	B25
031-00145	12.44	.63	end	standard-duty	packaged set	1	-
034-00426	4.40	.63	-	standard-duty	single	1	A25
031-00102	16.10	.75	standard	heavy-duty	packaged set	1	B82
031-00112	16.38	.75	end	heavy-duty	packaged set	1	-
034-00679	6.30	.75	-	heavy-duty	single	1	A82



BAR TYPE MUD FLAP BRACKETS

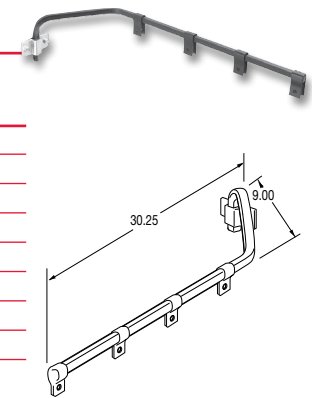
5.00" OFFSET BRACKET SPECIFICATIONS

part no.	weight (lbs.)	description	size (in.)	mounts	application	package	pkg qty	cross reference
031-00129	13.20	pair	.63	standard	standard-duty	packaged set	1	B29
031-00149	12.36	pair	.63	end	standard-duty	packaged set	1	-
034-00427	4.90	roadside	.63	-	standard-duty	single	1	A29L
034-00428	4.90	curbside	.63	-	standard-duty	single	1	A29R
031-00103	17.00	pair	.75	standard	heavy-duty	packaged set	1	-
031-00113	17.16	pair	.75	end	heavy-duty	packaged set	1	-
034-00682	6.60	roadside	.75	-	heavy-duty	single	1	-
034-00683	6.60	curbside	.75	-	heavy-duty	single	1	-



9.00" OFFSET BRACKET SPECIFICATIONS

part no.	weight (lbs.)	description	size (in.)	mounts	application	package	pkg qty	cross reference
031-00147	13.70	pair	.63	standard	standard-duty	packaged set	1	B69
031-00157	14.54	pair	.63	end	standard-duty	packaged set	1	-
034-00642	5.00	roadside	.63	-	standard-duty	single	1	A69L
034-00643	5.00	curbside	.63	-	standard-duty	single	1	A69R
031-00089	18.60	pair	.75	standard	heavy-duty	packaged set	1	-
031-00099	18.66	pair	.75	end	heavy-duty	packaged set	1	-
034-00644	7.50	roadside	.75	-	heavy-duty	single	1	-
034-00645	7.00	curbside	.75	-	heavy-duty	single	1	-



BAR TYPE MUD FLAP BRACKETS

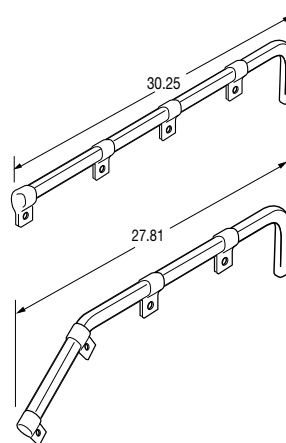
Standard or Shortie Point-of-Purchase Barrel

FEATURES

- Standard barrel includes 50, right angle, .63" mud flap bracket arms
- Shortie barrel includes 40, Shortie right angle, .63" mud flap bracket arms
- Arms available separately

ORDER DETAILS

- Contact our sales department regarding any application questions



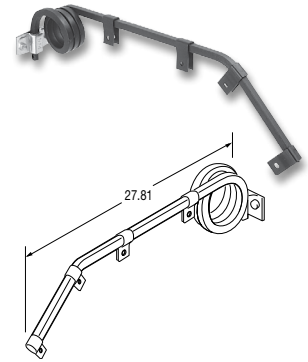
SPECIFICATIONS

part no.	weight (lbs.)	description	package	pkg qty
031-00050	228.00	Straight P.O.P. Barrel and bracket arms	packaged set	50
034-00426	4.40	Straight .63" right angle bracket arm	single	1
031-00049	184.50	Shortie P.O.P. Barrel and bracket arms	packaged set	40
034-00433	4.42	Shortie .63" Shortie right angle bracket arm	single	1

Shortie Bar Type Mud Flap Brackets

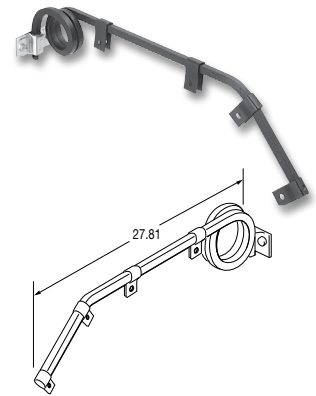
SHORTIE SQUARE TRIPLE COIL RACKET SPECIFICATIONS

part no.	weight (lbs.)	description	bar size (in.)	mounts	application	package	pkg qty	cross reference
031-00133	19.70	pair	.63	standard	standard-duty	packaged set	1	B33
031-00153	19.75	pair	.63	end	standard-duty	packaged set	1	-
034-00436	7.66	roadside	.63	-	standard-duty	single	1	A33L
034-00437	7.66	curbside	.63	-	standard-duty	single	1	A33R
031-00104	26.30	pair	.75	standard	heavy-duty	packaged set	1	-
031-00114	26.25	pair	.75	end	heavy-duty	packaged set	1	-
034-00672	11.20	roadside	.75	-	heavy-duty	single	1	-
034-00673	11.20	curbside	.75	-	heavy-duty	single	1	-




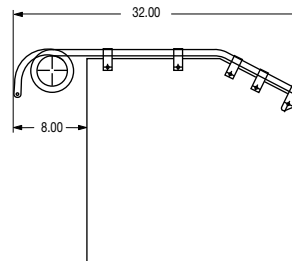
SHORTIE SQUARE DOUBLE COIL RACKET SPECIFICATIONS

part no.	weight (lbs.)	description	bar size (in.)	mounts	application	package	pkg qty	cross reference
031-00136	17.20	pair	.63	standard	standard-duty	packaged set	1	-
031-00146	18.20	pair	.63	end	standard-duty	packaged set	1	-
034-00660	6.70	roadside	.63	-	standard-duty	single	1	-
034-00661	6.70	curbside	.63	-	standard-duty	single	1	-
031-00110	23.00	pair	.75	standard	heavy-duty	packaged set	1	84
031-00120	23.10	pair	.75	end	heavy-duty	packaged set	1	-
034-00668	9.50	roadside	.75	-	heavy-duty	single	1	A84L
034-00669	9.50	curbside	.75	-	heavy-duty	single	1	A84R



SHORTIE SQUARE DOUBLE COIL BRACKET (EXTRA-LONG)

- .75" bar size
- Longer length provides complete mud flap containment
- Special end bracket clip to reduce flap breakage

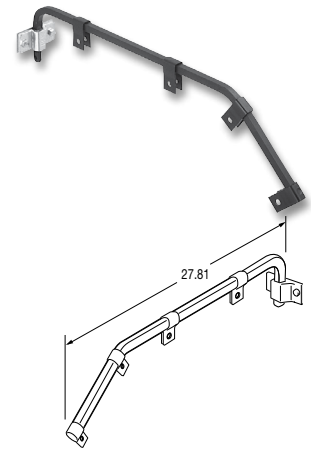


SPECIFICATIONS

part no.	weight (lbs.)	description	bar size (in.)	mounts	application	package	pkg qty	cross reference
031-00553	25.55	pair	.75	standard	heavy-duty	packaged set	1	B87
034-00877	10.80	roadside	.75	standard	heavy-duty	single	1	A87L
034-00878	10.80	curbside	.75	standard	heavy-duty	single	1	A87R

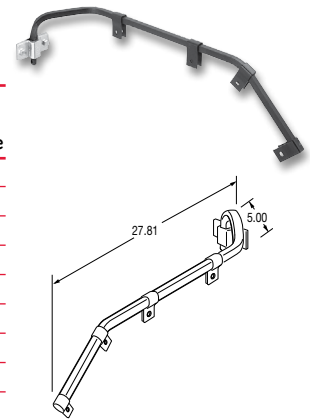
SHORTIE RIGHT ANGLE BRACKET SPECIFICATIONS

part no.	weight (lbs.)	bar size (in.)	mounts	application	package	pkg qty	cross reference
031-00135	12.80	.63	standard	standard-duty	packaged set	1	B35
031-00155	13.20	.63	end	standard-duty	packaged set	1	-
034-00433	4.42	.63	-	standard-duty	single	1	A35
031-00105	16.62	.75	standard	heavy-duty	packaged set	1	B81
031-00115	17.48	.75	end	heavy-duty	packaged set	1	-
034-00685	6.30	.75	-	heavy-duty	single	1	A81



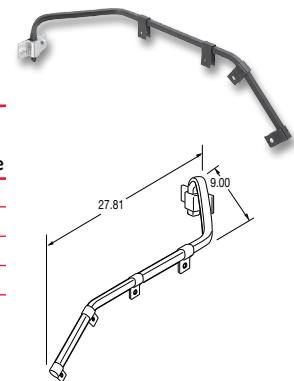
SHORTIE 5.00" OFFSET BRACKET SPECIFICATIONS

part no.	weight (lbs.)	description	bar size (in.)	mounts	application	package	pkg qty	cross reference
031-00139	13.50	pair	.63	standard	standard-duty	packaged set	1	B39
031-00159	13.00	pair	.63	end	standard-duty	packaged set	1	-
034-00434	4.90	roadside	.63	-	standard-duty	single	1	A39L
034-00435	4.90	curbside	.63	-	standard-duty	single	1	A39R
031-00106	17.21	pair	.75	standard	heavy-duty	packaged set	1	-
031-00116	18.30	pair	.75	end	heavy-duty	packaged set	1	-
034-00688	6.60	roadside	.75	-	heavy-duty	single	1	-
034-00689	6.60	curbside	.75	-	heavy-duty	single	1	-



SHORTIE 9.00" OFFSET BRACKET SPECIFICATIONS

part no.	weight (lbs.)	description	bar size (in.)	mounts	application	package	pkg qty	cross reference
031-00150	13.80	pair	.63	standard	standard-duty	packaged set	1	B79
031-00160	15.40	pair	.63	end	standard-duty	packaged set	1	-
034-00650	5.00	roadside	.63	-	standard-duty	single	1	A79L
034-00651	5.00	curbside	.63	-	standard-duty	single	1	A79R



BAR TYPE MUD FLAP BRACKETS


Bar Type Brackets with Reflector Holders and Reflectors

FEATURES

- Holders made of strong black plastic construction and have tabs to hold reflectors securely in place

ORDER DETAILS

- Packaged set includes two arms, cast sockets, two holders, two white reflectors, four red reflectors, and all hardware (bracket to chassis, holder to bracket and holder to bracket to mud flap)



SPECIFICATIONS

part no.	weight (lbs.)	description	application	package	pkg qty
031-01263	13.70	right angle	standard duty	packaged set	1
031-01264	13.85	shortie right angle	standard duty	packaged set	1
031-01311	13.85	shortie right angle	heavy duty	packaged set	1
031-01312	13.85	right angle	heavy duty	packaged set	1
031-01313	13.85	universal right angle	heavy duty	single	1
031-01314	13.85	roadside shortie right angle	heavy duty	single	1
031-01315	13.85	universal right angle	standard duty	single	1
031-01316	13.85	roadside shortie right angle	standard duty	single	1
031-01317	13.85	curbside shortie right angle	standard duty	single	1
031-01318	13.85	curbside shortie right angle	heavy duty	single	1

BAR TYPE MUD FLAP BRACKETS

Standard Vertical Cast Mount

APPLICATION

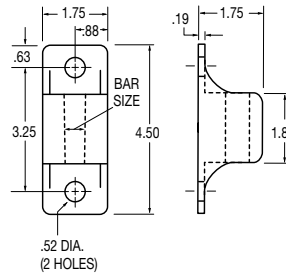
- Allows for relocation of brackets from one vehicle to another

FEATURES

- Steel construction with black primed finish

ORDER DETAILS

- Packaged sets include two mounting sockets and all necessary hardware



SPECIFICATIONS

part no.	weight (lbs.)	bar size (in.)	finish	package	pkg qty	cross reference
031-00891	3.69	.63	RoadKote	packaged set	1	K 650
031-00892	4.21	.75	RoadKote	packaged set	1	K 850

Standard "Regular" Cast Mount

APPLICATION


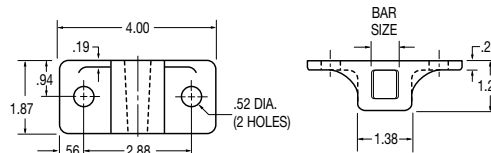
- Allows for relocation of brackets from one vehicle to another

FEATURES

- Steel construction with black primed finish

ORDER DETAILS

- Packaged sets include two mounting sockets and all necessary hardware



SPECIFICATIONS

part no.	weight (lbs.)	bar size (in.)	finish	package	pkg qty	cross reference
031-00896	2.50	.63	RoadKote	packaged set	1	K 1732
031-00897	2.33	.75	RoadKote	packaged set	1	K 700

BAR TYPE MUD FLAP BRACKETS

Standard "Narrow" Cast Mount

APPLICATION

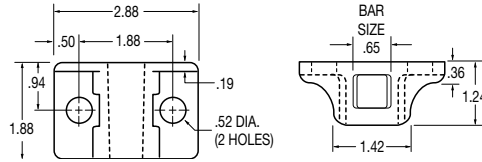
- Allows for relocation of brackets from one vehicle to another

FEATURES

- Steel construction with black primed finish

ORDER DETAILS

- Packaged sets include two mounting sockets and all necessary hardware



SPECIFICATIONS

part no.	weight (lbs.)	bar size (in.)	finish	package	pkg qty	cross reference
031-00899	1.93	.63	RoadKote	packaged set	1	K 711

BAR TYPE MUD FLAP BRACKETS

Cast End Mount

APPLICATION


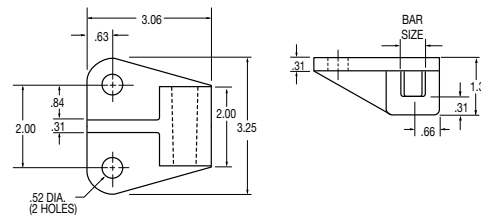
- Allows for relocation of brackets from one vehicle to another

FEATURES

- Steel construction with black primed finish

ORDER DETAILS

- Packaged sets include two mounting sockets and all necessary hardware



Roadside shown (LEFT HAND)

SPECIFICATIONS

part no.	weight (lbs.)	bar size (in.)	finish	package	pkg qty	cross reference
031-00893	3.23	.63	RoadKote	packaged set	1	B 600
031-00894	3.11	.75	RoadKote	packaged set	1	B 750

AeroFlap™ Aerodynamic Mud Flaps





APPLICATION

- The AF-19 is a 19" wide version sized specifically for wide-base tires
- The AF-24 is a 24" wide version sized specifically for dual single tire configurations



FEATURES

- Unique pattern channels airflow in different, complimentary directions which saves fuel by reducing drag. Studies confirm a pair of non-aerodynamic mud flaps increases fuel consumption by .5 - 1%
- Reduces spray by not atomizing or "smashing" water droplets, creating a safer environment for everyone on the road
- Eliminates the need for anti-sail brackets
- Reduces maintenance costs by venting excess heat around tires and brakes
- Only aerodynamic mud flap designed for use with angled and shortie brackets
- Stacks neatly and nests on shipping skids
- Works in Synergy with U.S. EPA's Smartway Program for truck/trailer aerodynamics



White AeroFlap



Black AeroFlap

ORDER DETAILS

- Available in black or white
- Custom colors available upon request. Minimum order quantity and one time set-up fee may be required
- Available in 24", 30" and 36" lengths
- Packaged set includes 2 flaps and stainless steel mud flap hardware

SPECIFICATIONS


part no. - black	part no. - white	weight (lbs.)	description	width	length	package	pkg qty
033-08052	033-08056	2.70	AF-19, shortie	19.00"	24.00"	single	1
033-08053	033-08057	3.30	AF-19, shortie	19.00"	30.00"	single	1
033-08050	033-08054	2.90	AF-19, straight	19.00"	24.00"	single	1
033-08051	033-08055	3.50	AF-19, straight	19.00"	30.00"	single	1
033-08000	033-08015	3.30	AF-24, shortie	24.00"	24.00"	single	1
033-08003	033-08016	4.10	AF-24, shortie	24.00"	30.00"	single	1
033-08005	033-08017	4.90	AF-24, shortie	24.00"	36.00"	single	1
033-08001	033-08007	3.50/4.00	AF-24, straight	24.00"	24.00"	single	1
033-08071	—	35.00	AF-24, straight	24.00"	24.00"	packaged set	1
033-08002	033-08009	4.36	AF-24, straight	24.00"	30.00"	single	1
033-08072	—	35.00	AF-24, straight	24.00"	30.00"	packaged set	1
033-08004	033-08011	5.10	AF-24, straight	24.00"	36.00"	single	1

MUD FLAPS

5/16" Anti-Spray Poly Mud Flaps

FEATURES

- Formulated and blended with a unique compound of elastomers for greater cold weather resistance to cracking and tearing
- Four slotted holes conform to TMC specifications
- A straight ribbed pattern channels water downward to reduce road spray
- Reduces ice and snow build-up and stays effective longer



ORDER DETAILS

- Part number represents one pair of flaps (bulk set)

SPECIFICATIONS


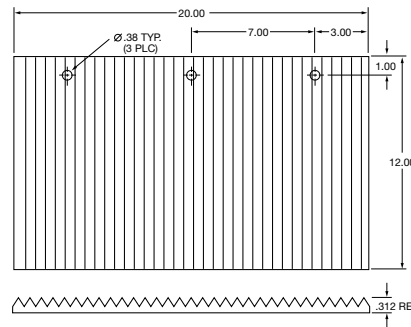
part no.	weight (lbs.)	width	length	color	package	pkg qty
031-00677	9.44	24.00"	24.00"	white	bulk set	1
031-00680	9.44	24.00"	24.00"	black	bulk set	1
031-00678	12.40	24.00"	30.00"	white	bulk set	1
031-00681	12.40	24.00"	30.00"	black	bulk set	1
031-00679	16.00	24.00"	36.00"	white	bulk set	1
031-00682	16.00	24.00"	36.00"	black	bulk set	1

MUD FLAPS

Mud Flap for Spray Master FRX-19 Full Round Fenders

FEATURES

- 20" x 12" black anti-spray flap



SPECIFICATIONS

part no.	weight (lbs.)	width	length	color	package	pkg qty
033-02254	1.80	20.00"	12"	black	single	1

3/16" Poly Mud Flaps

FEATURES

- Formulated and blended with a unique compound of elastomers for greater resistance to cold weather cracking and tearing
- Stays cleaner longer and are resistant to road chemicals, grease, oil, fuel, and salt
- Four slotted holes conform to TMC specifications



ORDER DETAILS

- Special sizes available upon request
- Part number represents one pair of flaps (bulk set)


SPECIFICATIONS

part no.	weight (lbs.)	width	length	color	package	pkg qty
031-00635	6.70	24.00"	24.00"	white	bulk set	1
031-00638	6.64	24.00"	24.00"	black	bulk set	1
031-00636	8.32	24.00"	30.00"	white	bulk set	1
031-00639	8.32	24.00"	30.00"	black	bulk set	1
031-00637	10.00	24.00"	36.00"	white	bulk set	1
031-00640	10.00	24.00"	36.00"	black	bulk set	1

3/16" and 5/16" Custom Poly Mud Flaps

FEATURES

- Hot stamped with your name, logo, trademark, etc.
- Mylar hot stamping process assures long life of lettering and trademarks
- Four slotted holes conform to TMC specifications
- Imprinted message available in many standard foil colors
- Up to three lines of 2.00", 3.00", or 4.00" height straight block lettering available



Your **CUSTOM LOGO**
or **LETTERING** here

ORDER DETAILS

- Part number represents one pair of flaps (bulk kit)

HOW TO ORDER (DISTRIBUTORS/DEALERS)

- Please furnish clean black and white artwork, a business card, or other printed material that clearly shows logo and the colors you want reproduced
- Create a rough sketch using flap grid diagram to indicate placement of art, lettering, and/or logo
- All art, lettering and/or logos must fit into 18.00" x 18.00" imprint area
- Please print your custom lettering message clearly
- Initial minimum order is 50 pairs, repeat minimum order is 25 pairs
- Fax or email completed order to (231) 777-2720 or salesorders@fleetengineers.com

MUD FLAPS

SPECIFICATIONS FOR 3/16" CUSTOM MUD FLAPS

part no.	weight (lbs.)	thickness (in.)	width	length	color
031-00653-	6.64	3/16"	24.00"	24.00"	white
031-00654-	8.29	3/16"	24.00"	30.00"	white
031-00655-	9.96	3/16"	24.00"	36.00"	white
031-00656-	6.64	3/16"	24.00"	24.00"	black
031-00657-	8.29	3/16"	24.00"	30.00"	black
031-00658-	9.96	3/16"	24.00"	36.00"	black

SPECIFICATIONS FOR 5/16" ANTI-SPRAY CUSTOM MUD FLAPS

part no.	weight (lbs.)	thickness (in.)	width	length	color
031-00695-	8.80	5/16"	24.00"	24.00"	white
031-00696-	10.80	5/16"	24.00"	30.00"	white
031-00697-	12.80	5/16"	24.00"	36.00"	white
031-00698-	8.80	5/16"	24.00"	24.00"	black
031-00699-	10.80	5/16"	24.00"	30.00"	black
031-00700-	12.80	5/16"	24.00"	36.00"	black

Initial Custom Order Set-Up Charges

- Fifty pair minimum, a one-time set-up charge for custom lettering, logos, and artwork
 - Normally, one imprint plate is used for each color
 - Additional plates may be necessary for large images
- part no. 031-AC001** First plate
part no. 031-AC002 Second plate
part no. 031-AC003 Third plate
- The first imprint plate is free on orders of 200 pairs or more
 - Consult price list for plate charge

Standard Foil Colors

Color	Standard P.M.S. Equivalent
Black	3-2X
Medium Blue	293
Medium Brown	471-2X
Green	354-2X
Gray	429
Orange	021
Red	032
Red/Orange	172
White	
Yellow	108

Download our Custom Mud Flap Order from online at
www.fleetengineers.com/ordermudflaps

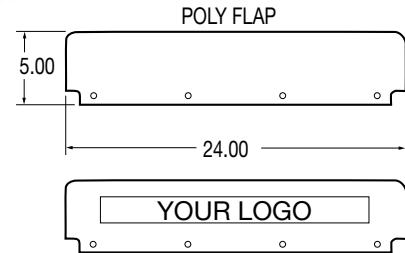
Top Flaps With OEM Logo or Custom Stamped With Your Logo

FEATURES

- Made of .12" thick durable poly blend material
- Mylar hot stamping process assures long life of lettering and trademarks

ORDER DETAILS

- Choice of stainless or steel-plated mounting hardware
- Flap packaged sets contain two top flaps and flap hardware packaged set
- Hardware packaged set includes eight nuts, eight carriage bolts, and eight washers in a plastic bag



SPECIFICATIONS

packaged set part no.	weight (lbs.)	description	hardware construction	flap color	logo color	package	pkg qty
031-00302	1.20	Fleet Engineers	stainless steel	white	black/red	packaged set	1
031-00315	1.20	Fleetrite	stainless steel	white	black	packaged set	1
031-00304	1.20	Freightliner	stainless steel	white	black	packaged set	1
031-00306	1.20	International	stainless steel	white	black	packaged set	1
031-00309	1.20	Kenworth	stainless steel	white	red	packaged set	1
031-00962	1.20	Mack	stainless steel	white	black	packaged set	1
031-00964	1.20	Mack	stainless steel	black	gray	packaged set	1
031-00305	1.20	Peterbilt	stainless steel	white	red	packaged set	1
031-00980	1.20	Sterling	stainless steel	white	black	packaged set	1
031-00931	1.20	Volvo	stainless steel	white	blue	packaged set	1
031-00319	1.20	Western Star	stainless steel	white	black	packaged set	1
031-00243	1.20	Fleet Engineers	zinc plated steel	white	black/red	packaged set	1
031-00256	1.20	Fleetrite	zinc plated steel	white	black	packaged set	1
031-00245	1.20	Freightliner	zinc plated steel	white	black	packaged set	1
031-00247	1.20	International	zinc plated steel	white	black	packaged set	1
031-00250	1.20	Kenworth	zinc plated steel	white	red	packaged set	1
031-00961	1.20	Mack	zinc plated steel	white	black	packaged set	1
031-00963	1.20	Mack	zinc plated steel	black	gray	packaged set	1
031-00246	1.20	Peterbilt	zinc plated steel	white	red	packaged set	1
031-00981	1.20	Sterling	zinc plated steel	white	black	packaged set	1
031-00932	1.20	Volvo	zinc plated steel	white	blue	packaged set	1
031-00260	1.20	Western Star	zinc plated steel	white	black	packaged set	1

TOP FLAPS

For a Custom Top Flap, please contact your Fleet Engineers Representative or call 1-800-333-7890

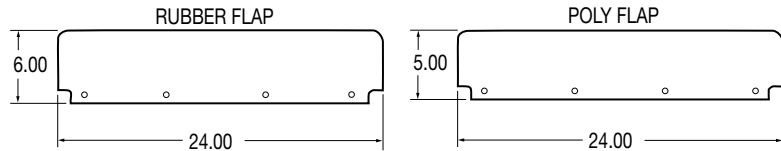

Plain Top Flaps

FEATURES

- Made of .12" thick durable poly blend material

ORDER DETAILS

- Your choice of stainless or zinc plated steel mounting hardware
- Hardware packaged sets includes eight nuts, eight bolts, and eight washers
- Flap packaged sets contain two top flaps and flap hardware packaged set



SPECIFICATIONS

part no.	weight (lbs.)	description	hardware construction	flap color	package	pkg qty
031-00301	3.70	plain rubber	stainless steel	black	packaged set	1
031-00242	3.70	plain rubber	zinc plated steel	black	packaged set	1
033-00011	1.70	plain rubber	none	black	single	1
031-00311	1.20	plain poly blend	stainless steel	white	packaged set	1
031-00252	1.20	plain poly blend	zinc plated steel	white	packaged set	1
033-00422	0.45	plain poly blend	none	white	single	1
031-00320	1.20	plain poly blend	stainless steel	black	packaged set	1
031-00261	1.20	plain poly blend	zinc plated steel	black	packaged set	1
033-00430	0.45	plain poly blend	none	black	single	1

TOP FLAPS

Top Flap Hardware

APPLICATION

- For use with plain, custom, or OEM logo flaps

ORDER DETAILS

- Choice of stainless or zinc plated steel
- Includes eight nuts, eight carriage bolts, and eight washers in a plastic bag



SPECIFICATIONS

part no.	weight (lbs.)	hardware construction	package	pkg qty
031-00414	.30	zinc plated steel	packaged set	1
031-00415	.30	stainless steel	packaged set	1

Decorative Strips for Spray Master Full Round Fenders

FEATURES

- Easy to install on fender
- 430 polished stainless steel, .030" thickness

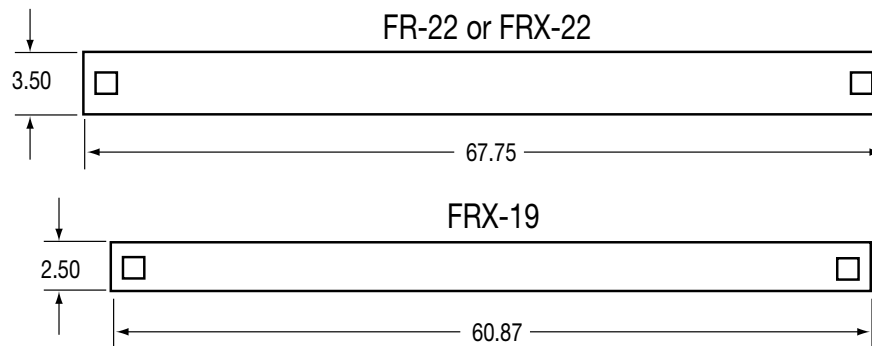
ORDER DETAILS

- Packaged set includes four strips and stainless steel hardware (carriage bolts, nuts and washer)
- Each packaged set is enough to do a pair of fenders



SPECIFICATIONS

part no.	weight (lbs.)	description	package	pkg qty
031-01653	5.40	Spray Master FRX-19	packaged set	1
031-01655	8.32	Spray Master FR-22 or FRX-22	packaged set	1



DECORATIVE STRIPS


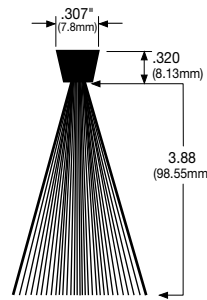
Curved Brush for Spray Master FR / FRX Series Fenders

APPLICATION

- Optional accessory for Spray Master FR Series Fenders

FEATURES

- Black molded nylon with stainless steel retainer
- Significant spray reduction improves both driver and motorist visibility
- Air flows through flexible filament skirting, reduces spray to keep vehicles cleaner
- Improved tab design on both ends makes installation much easier



ORDER DETAILS

- Packaged set includes two curved brushes and zinc self-taping screws with special protective coating

SPECIFICATIONS

part no.	weight (lbs.)	description	hardware	package	pkg qty
031-01536	3.60	Spray Master FR-22 or FRX-22	stainless steel	packaged set	1
031-01537	3.50	Spray Master FRX-19	stainless steel	packaged set	1

BRUSH KITS

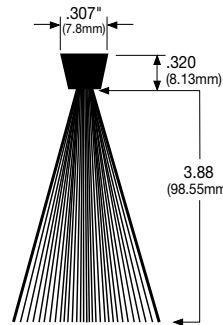
Side Skirting Brush for Spray Master SR, SRX, DR and DRX Fenders

FEATURES

- Skirting is effective in reducing side spray
- Easy to install
- Keeps mirrors and trucks cleaner, improving driver and motorist visibility
- Air flows freely through flexible filament skirting preventing heat build-up on brakes and tires

ORDER DETAILS

- Packaged set includes enough brush for one pair of Spray Master Half Tandem Fenders (cut in half to apply) and stainless steel hardware
- Order one packaged set for SR and SRX fender models (cut in half before installing)
- Order two packaged set for DR and DRX fender models



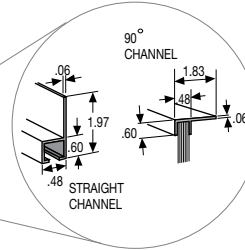

SPECIFICATIONS

part no.	weight (lbs.)	package	pkg qty
997-70170	4.00	packaged set	1

Spray Suppression Skirting

FEATURES

- Air flows freely through the flexible filament
- Brush reduces spray to keep vehicles cleaner
- Significant spray reduction improves both driver and motorist visibility



ORDER DETAILS

- Each skirting packaged set comes in 8.00' sections with two spray suppression brushes (6.00", 9.00", or 12.00" length) and two aluminum channels (90° or straight mount)
- Special corrugated packaging allows parcel shipment of one to two kits per package

SPECIFICATIONS

part no.	weight (lbs.)	description	brush length (in.)	channel	package	pkg qty
031-00716	11.28	brush/channel	6.00	90°	packaged set	1
031-00717	12.26	brush/channel	9.00	90°	packaged set	1
031-00718	15.00	brush/channel	12.00	90°	packaged set	1
031-00719	11.00	brush/channel	6.00	straight	packaged set	1
031-00720	14.24	brush/channel	9.00	straight	packaged set	1
031-00721	16.52	brush/channel	12.00	straight	packaged set	1
032-00337	1.63	channel only	n/a	straight	single	1
032-00338	1.46	channel only	n/a	90°	single	1
032-00340	2.83	brush only	6.00	n/a	single	1
032-00341	4.17	brush only	9.00	n/a	single	1
032-00342	4.09	brush only	12.00	n/a	single	1

BRUSH KITS

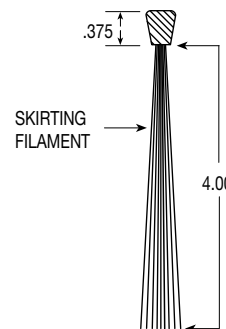
Side Skirting Filament

FEATURES

- .375" mounting area for versatile application

ORDER DETAILS

- When ordering, specify number of feet desired.



SPECIFICATIONS

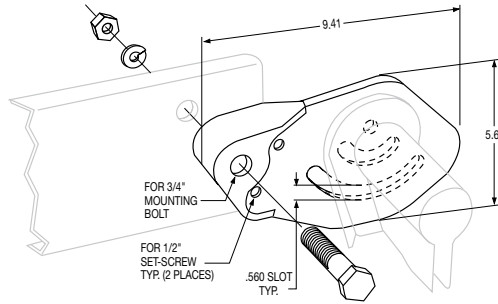
part no.	weight per foot (lbs.)	description	package	pkg qty
997-70174	.38	skirting filament brush only	single	1



Adjust-A-Mount

FEATURES

- Ability to offset spring loaded mud flap brackets 5.0" fore and aft, plus raise 4-15/16" and lower 3-9/16"
- For use on most brands, styles and for both 1.125" and 2.5" bolt centers
- Jamming set screws safely lock adapter in place



U.S. Patent #6,435,462,B2
CAN. Patent #2,329,277

ORDER DETAILS

- Packaged set consists of two adapters, two jamming set screws, two each 3/4" bolts, nuts, and lock washers, and four 1/2" flat washers

SPECIFICATIONS

part no.	weight (lbs.)	description	finish	package	pkg qty
031-01588	13.95	adapters with hardware	RoadKote	packaged set	1
033-04731	6.16	individual adapter	RoadKote	single	1

ADAPTERS

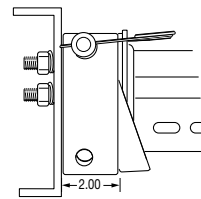
FB-27 Removable Adapter and Lock Pin

APPLICATION

- Can be used with standard FB-27 and Shortie FB-27 models
- New hole pattern for use with wide bolt mud flap brackets

FEATURES

- Heavy-duty steel construction
- Case hardened steel, .50" diameter, spring loaded lock pin
- Two convenient locations for padlock usage



ORDER DETAILS

- Bulk set represents one bracket and hardware (lock pin, two bolts, nuts and washers)

SPECIFICATIONS

part no.	weight (lbs.)	description	construction	package	pkg qty
034-00416	4.60	adapter	black primed steel	bulk set	1
031-00056	.43	lock pin	case hardened steel	single	1

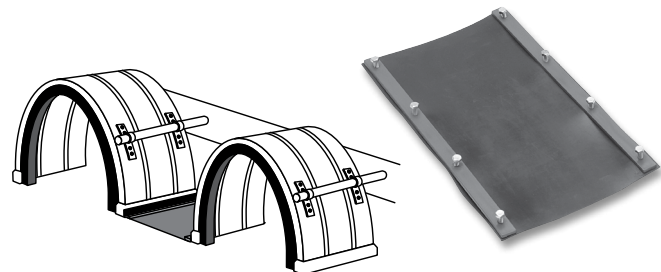
Optional Connector for Spray Master FR-22 Fenders

FEATURES

- Connects two consecutive Spray Master FR-22 fenders for tandem wheels

ORDER DETAILS

- Packaged set includes rubber connector (13.25" x 23.75"), two support straps, and mounting hardware
- Mounting hardware includes stainless steel nuts, bolts and washers
- Compatible with both fender styles



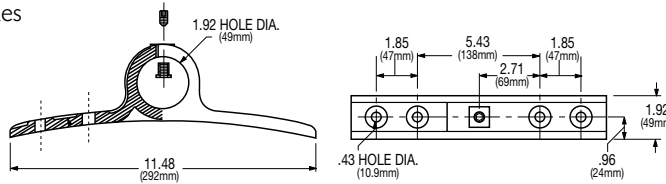
SPECIFICATIONS

part no.	weight (lbs.)	construction	hardware	package	pkg qty
031-00828	2.55	black molded nylon	stainless steel	packaged set	1

Replacement Support for Spray Master FR-22 Series Fenders

ORDER DETAILS

- Packaged set includes four molded nylon hanger brackets (A), four support straps (B) and stainless steel mounting hardware
- Mounting hardware includes stainless steel nuts, bolts, washers, and hex-socket set screws




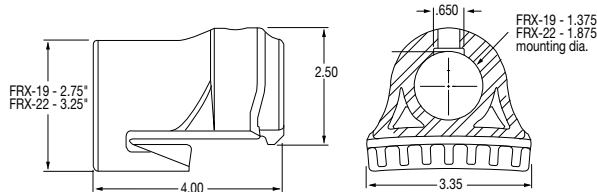
SPECIFICATIONS

part no.	weight (lbs.)	construction	hardware	package	pkg qty
031-00823	3.55	black molded nylon	stainless steel	packaged set	1

Replacement Slidetrax for Spray Master FRX Series Fenders

FEATURES

- Secures the Slidetrax to the Spray Master fender
- Stainless steel setscrew and T-nut grips the fender and won't strip out when tightened
- Molded from a highly durable 15% glass-filled 6-6 nylon



ORDER DETAILS

- Includes four Slidetrax clamps and stainless steel hardware consisting of four t-nuts and four setscrews

CAN. Patent #2,496,482;
AUS. Patent # 2005200596;
N.Z. Patent # 566803

SPECIFICATIONS

part no.	weight (lbs.)	description	package	pkg qty
031-01293	2.61	Spray Master FRX-19	packaged set	1
031-00858	2.63	Spray Master FRX-22	packaged set	1

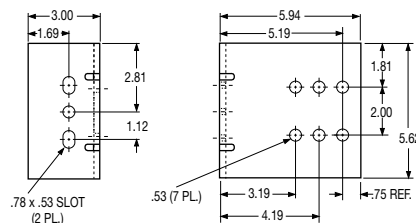
Universal Mounting Adapter

APPLICATION

- Used in various bracket mounting applications, including Back of Cab Tire Carriers 984-00114 and 984-00115

ORDER DETAILS

- Part number represents one adapter



SPECIFICATIONS

part no.	weight (lbs.)	construction	package	pkg qty
033-00374	3.20	black primed steel	single	1

ADAPTERS

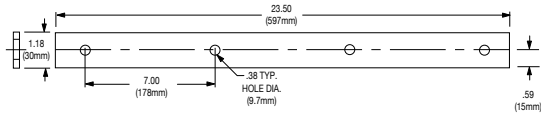

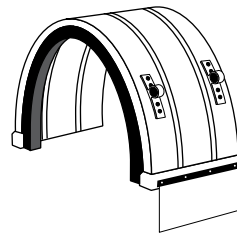
Mud Flap Retaining Strap for Fenders

APPLICATION

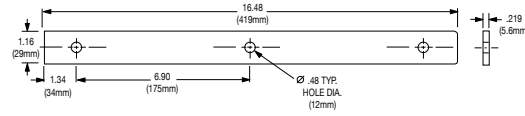
- Can be used to attach mud flap to fender
- Prevents tear out of mud flap holes
- Black molded nylon

ORDER DETAILS

- Part number represents one strap



For FR-22 or FRX-22 Fenders



For FRX-19 Fenders

SPECIFICATIONS

part no.	weight (lbs.)	description	package	pkg qty
033-04139	.23	for FR-22 or FRX-22 fenders	single	1
033-04755	.16	for FRX-19 fenders	single	1

RETAINING STRAPS & MOUNTING ANGLES

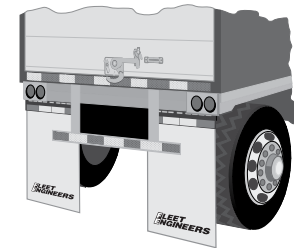

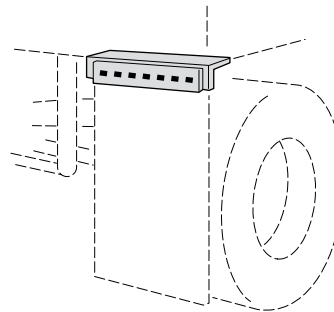
Mud Flap Mounting Angles and Retaining Straps

APPLICATION

- Can be used to attach mud flap to fender
- Prevents tear out of mud flap holes

FEATURES

- .12" thick, heavy-duty steel construction, RoadKote finish



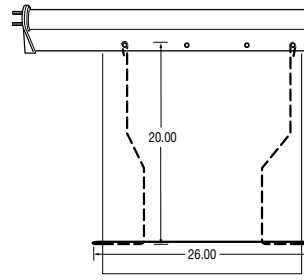
SPECIFICATIONS

part no.	weight (lbs.)	dimension (in.)	description	package	pkg qty	cross reference
033-00051	3.40	2.00 x 2.00 x 27.50	mounting angle	single	1	#07-50
033-00051-2	6.80	2.00 x 2.00 x 27.50	mounting angle	retail pack	2	-
033-00053	1.45	2.00 x 24.00	retaining strap	single	1	#07-50-1
033-00053-2	2.90	2.00 x 24.00	retaining strap	retail pack	2	-
033-04675	2.90	2.00 x 24.00	retaining strap with reflective tape	packaged set	1	-


Anti-Sail Brackets - One Piece Design

FEATURES

- Steel construction, RoadKote, stainless, galvanized or chrome finish
- All models made from .31" diameter wire
- .38" diameter mounting eyes
- Fits standard 24.00" wide mud flaps
- Accepts mud flaps up to 1.00" thick, including most spray suppression mud flaps



REAR VIEW



ORDER DETAILS

- Part number represents single bracket only

SPECIFICATIONS

part no.	weight (lbs.)	construction	application	package	pkg qty
033-00075	1.80	chrome	spring loaded and bar brackets	single	1
033-00076	1.80	stainless steel	spring loaded and bar brackets	single	1
033-00078	1.80	galvanized steel	spring loaded and bar brackets	single	1
033-00079	1.79	RoadKote	spring loaded and bar brackets	single	1


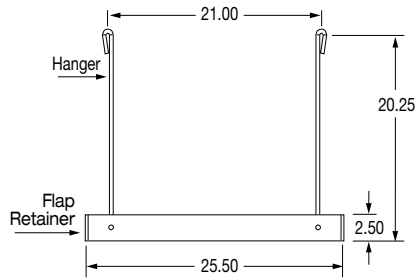
Anti-Sail Brackets - Decorative and Standard

FEATURES

- Assembly required

ORDER DETAILS

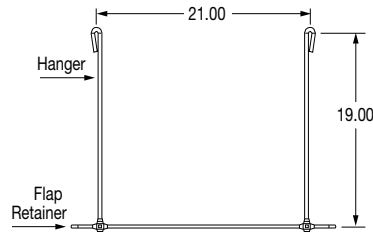
- Part number represents single bracket only - enough for one mud flap
- Packaged set includes hangers, flap retainer, and hardware (carriage bolts and jam nuts)



DECORATIVE ANTI-SAIL BRACKET

SPECIFICATIONS

part no.	weight (lbs.)	finish	hardware finish	max. flap thickness	package	pkg qty
033-05110	2.41	chrome	chrome	5/16"	single	1
033-05111	2.41	stainless steel	stainless steel	5/16"	single	1
033-05112	2.41	black RoadKote	black RoadKote	5/16"	single	1



STANDARD ANTI-SAIL BRACKET

SPECIFICATIONS

part no.	weight (lbs.)	finish	hardware finish	max. flap thickness	package	pkg qty
033-05125	1.72	chrome	chrome	3/8"	single	1
033-05126	1.72	stainless steel	stainless steel	3/8"	single	1
033-05127	1.72	black RoadKote	black RoadKote	3/8"	single	1

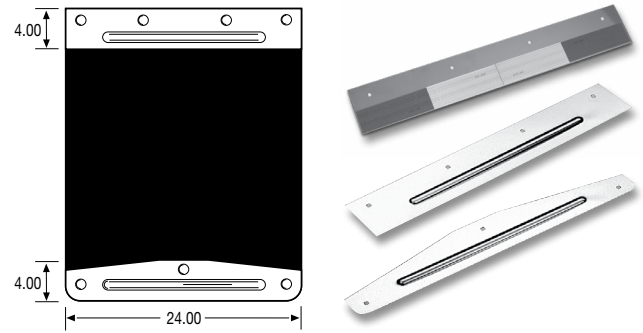
Flap Plates

FEATURES

- Mirror finish stainless steel plates with or without reflective tape attached
- Meets all requirements of the conspicuity law if reflectors are included
- Pre-punched square holes for use with carriage bolts
- No studs to break off

ORDER DETAILS

- Packaged set includes two plates with stainless steel hardware consisting of carriage bolts, nuts, and washers



SPECIFICATIONS

part no.	weight (lbs.)	description	package	pkg qty
031-00170	5.50	two upper and two lower flap plates with stainless steel mounting hardware	packaged set	1
033-00297	2.35	two lower flap plates with stainless steel mounting hardware	packaged set	1
033-00319	2.92	two upper flap plates with stainless steel mounting hardware	packaged set	1
031-01584	3.20	two stainless steel upper plates w/ reflective tape and stainless steel mounting hardware	packaged set	1

Stainless Steel or Zinc Hardware

FEATURES

- Attaches mud flaps to any type of mud flap brackets
- Stainless steel hardware won't leave rust streaks on mud flaps
- Great P.O.P. display

ORDER DETAILS

- Sets consists of eight bolts (5/16" x 1.25 lg), eight nuts (5/16") and sixteen washers (5/16"), enough for one pair of mud flaps



SPECIFICATIONS


part no.	weight (lbs.)	construction	package	pkg qty
031-01200	.55	stainless steel	packaged set	1
031-01298	.48	zinc	packaged set	1



Conspicuity End Mount Plate

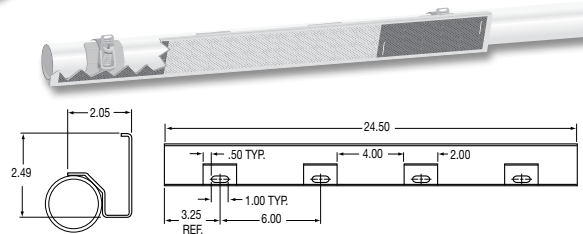
FEATURES

- DOT-C2 reflective tape adhered to plate meets requirements of the conspicuity law
- Easily installed on most metal or plastic tandem fenders
- Universal - use roadside or curbside



ORDER DETAILS

- Packaged set includes two plates and hardware
- Hardware packaged set includes two stainless steel unique swivel action clamps that fit both round and flat mounts



SPECIFICATIONS

part no.	weight (lbs.)	description	construction	package	pkg qty
031-01583	1.48	two plates with hardware	aluminum plate w/ reflective tape	packaged set	1
033-04269	1.20	one plate	aluminum plate w/ reflective tape	single	1
031-01585	0.15	hardware	stainless steel	packaged set	1

Patent #6,431,605

CONSPICUITY & END CAPS

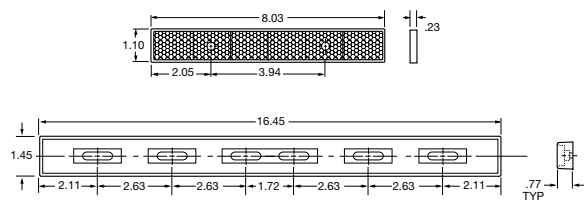

Conspicuity Reflectors and Holders for FRX-19 Fenders

FEATURES

- Holders are made of strong black plastic construction with tabs to hold reflectors firmly in place
- Meets DOT-C Conspicuity law

ORDER DETAILS

- Enough for one pair of Spray Master FRX-19 fenders
- Packaged set includes two 16" long reflector holders, four red reflectors and stainless steel hardware consisting of six bolts, six nuts, six square washers, and six round washers



SPECIFICATIONS

part no.	weight (lbs.)	construction	package	pkg qty
031-01112	1.37	black plastic, red	packaged set	1

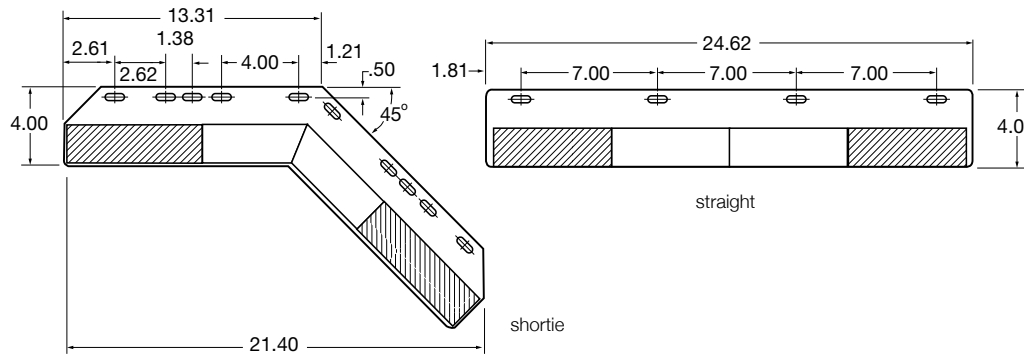
Conspicuity Plates, Universal

APPLICATION

- Can be used with any straight, shortie, bar or spring loaded bracket

FEATURES

- Available in aluminum, black RoadKote aluminum, or stainless steel
- Reflective tape attached
- Universal, use either on roadside or curbside



CONSPICUITY & END CAPS

SPECIFICATIONS

part no.	weight (lbs.)	bracket type	construction	package	pkg qty	cross reference
033-04263	.60	shortie	aluminum	single	1	RT35, JK2845
033-04263-2	1.20	shortie	aluminum	retail pack	2	-
033-05041	.66	shortie	RoadKote	packaged set	1	-
033-05043	1.95	shortie	stainless steel	packaged set	1	-
033-04259	.30	straight	aluminum	single	1	RT25, JK2800
033-04259-2	.60	straight	aluminum	retail pack	2	-
033-05040	.65	straight	RoadKote	packaged set	1	-
033-05042	1.70	straight	stainless steel	packaged set	1	-

Reflectors/Holder Retail Packs for Mud Flap Brackets

FEATURES

- Attractive point-of-purchase display product
- Can be used with any straight or shortie, bar or spring loaded mud flap brackets
- Holders are made of strong black plastic construction with tabs to hold reflectors securely in place
- Enough for one pair of mud flap brackets

ORDER DETAILS

- Each packaged set includes two reflector holders, two white reflectors, four red reflectors and stainless steel hardware (eight bolts, eight nuts, eight square washers and eight round washers)
- Brackets not included. See page 64 for reflectors/holders with brackets



Part #031-01275-2 shown on a bar bracket and part #031-01276-2 shown on a Shortie FB-27 brackets not included with this item. See page 64 to order this product with brackets.


SPECIFICATIONS

part no.	weight (lbs.)	bracket type	package	pkg qty	cross reference
031-01275-2	1.85	straight	retail pack	1	#2800
031-01276-2	2.05	shortie	retail pack	1	#2845

Reflectors

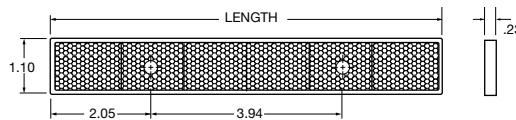
FEATURES

- Meets DOT-2 conspicuity law in a variety of applications
- Can be used with reflector holders or independently
- Round reflectors can be attached with adhesive backing
- Rectangular reflectors can be attached with either adhesive backing or with self-taping stainless steel screws through existing holes



ORDER DETAILS

- Part numbers represent one reflector
- Fastener packaged set consists of 12 stainless steel screws



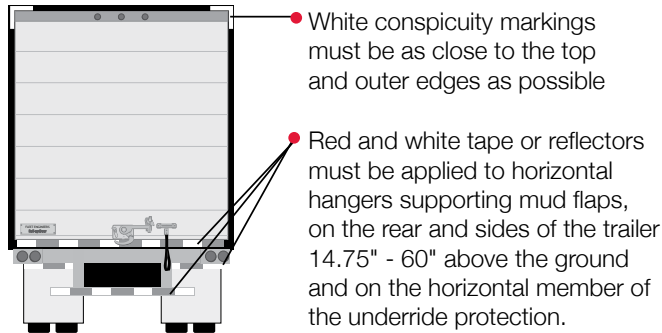

SPECIFICATIONS

part no.	weight (lbs.)	description	color	length (in.)	package	pkg qty	cross reference
031-01515	.078	round reflector	red	-	single	1	-
033-04994	.06	rectangle reflector	red	8.03	single	1	#2008RP, 2008RS
033-04995	.06	rectangle reflector	white	8.03	single	1	#2008WP, 2008WS
031-01500	.38	rectangle reflector	4 red, 2 white (enough for 2 holders)	-	packaged set	1	-
031-00098	.25	fastener	stainless steel	-	packaged set	1	-
031-01499	.19	rectangle reflector	2 red, 1 white (enough for 2 holder)	-	packaged set	1	-

DOT-C2 Reflective Tape

FEATURES

- DOT-C2 certified, exceeds NHTSA requirements
- Highly reflective, even up to a 90° angle
- Quick and easy to apply



SPECIFICATIONS

part no.	weight (lbs.)	description	length	package	pkg qty
997-75000	0.02	strip	24" x 2" / 6" red x 6" white pattern	single	1
997-75003	2.95	roll	150 feet / 6" red x 6" white pattern	single	1
997-75004	2.75	roll	150 feet / 7" red x 11" white pattern	single	1
997-75005	1.17	roll	150 feet / all white	single	1

End Cap Application Chart

FEATURES

- Gives mounts, fenders, and mud flap brackets a finished appearance
- Black polypropylene construction

ORDER DETAILS

- Package sets include two end caps and, if applicable, reflectors



CONSPICUITY & END CAPS

packaged set part no.	Application - to be used with what product	cap design	O.D. tube size	shape	reflectors	
031-01277	<ul style="list-style-type: none"> •Air Slipper Quarter Fender (painted) •Low mount Std. quarter fenders, both stainless and aluminum •Spray Master offset stainless mount at frame connection •Spray Master offset RoadKote mount at frame connection •Standard duty fender end mount support tube (031-00095) •FB-27 RoadKote models 	triple fin	2.00"	round	no	
031-01278	<ul style="list-style-type: none"> •Standard quarter fender line - all finishes •Low mount Std. plastic quarter fender 	triple fin	2.09" x1.75"	flattened	no	
031-01211	<ul style="list-style-type: none"> •Traditional tandem fender mounts with round tubes •Spray Master mounts, at end of tube only •Heavy-duty mounts •X-FLEX Multi-Mount U and TR •Pivot Bar bulk set 	triple fin	1.87"	round	no	
031-01225	<ul style="list-style-type: none"> •Traditional tandem fender mounts with flattened tubes 	triple fin	2.00" x1.65"	flattened	no	
031-01502	<ul style="list-style-type: none"> •HELLCAT stainless steel models 	clip-in tabs	-	round top flat sides and tabs	yes	
031-01269	<ul style="list-style-type: none"> •FB-27 product line, both RoadKote and stainless 	bolt tab	2.00"	round w/ bolt tab	yes	
031-01281	<ul style="list-style-type: none"> •Master Mount line for Spray Master fenders 	triple fin	1.38"	round	no	

Snap Rivets and Plugs

APPLICATION

- Recommended for Hellcat Spring Loaded Brackets

ORDER DETAILS

- Packaged set includes 12 of each



SPECIFICATIONS

part no.	weight (lbs.)	description	package	pkg qty
031-01507	.05	plastic snap rivets and plugs	packaged set	1

PrecisionTrak™

Recessed or Flush Mount Wood Roll-Up Doors

From start to finish, the exacting standards of all PrecisionTrak wood roll-up doors are what set them apart from the competition. These economical roll-up doors are available in both **flush hinge with 2" rollers** and **recessed hinge with 1" rollers** and are manufactured with 3/4", 7-ply, transportation-grade, hardwood faced plywood.

PrecisionTrak™
RECESSED 1" ROLLER



PrecisionTrak™
FLUSH MOUNT 2" ROLLER



PRECISIONTRAK ROLL-UP DOORS

FEATURES

- Available in universal trim-to-fit or custom sizes fully assembled ready to install
- Standard finishes: white primed ready-to-paint and pre-painted white with durable clear UV finish. Custom colors are available with minimum order requirements
- Routed interlocking tongue and groove panels provide precise alignment and moisture barrier
- Aluminum head seal retainer with removable rubber seal

RECESSED 1" Roller Wood Roll-Up Door

- Steel rollers for use with 1" track
- Zinc-plated spring assisted steel lock eliminates door bounce
- Galvanized bottom seal retainer with 2 point contact rubber seal
- Zinc-plated hinges are recessed, reducing freight hang-up
- Corrosion resistant stainless steel 7 x 19 cables, 1/4 nylon eye
- Zinc-plated heavy-duty lift handle, and 18" pull strap assembly

FLUSH MOUNT 2" Roller Wood Roll-up Door

- Nylon rollers for use with 2" track
- RoadKote spring assisted steel lock eliminates door bounce
- Aluminum bottom seal retainer with flexible PVC 3 point seal
- End hinges with removable covers to allow easy roller replacement
- Corrosion resistant stainless steel 7 x 19 cables, 5/16 aluminum eye
- RoadKote heavy-duty lift handle, and 18" pull strap assembly

Door Height and Panel Size

PrecisionTrak Recessed Doors

Door Height	Bottom Panel	Intermediate Panels	Top Panel
75"	15.00"	(4) 12"	12.00"
80"	15.00"	(2) 15"	11.00"
85"	12.00"	(4) 15"	13.00"
90"	15.00"	(4) 15"	15.00"
95"	15.00"	(2) 15"	(3) 12.00"
96"	15.00"	(3) 15"	(2) 12.00"
100"	15.00"	(5) 15"	10.00"
105"	15.00"	(5) 15"	15.00"
110"	15.00"	(3) 15"	(3) 12.00"
114"	15.00"	(4) 15"	(2) 12.00"

Door Height and Panel Size

PrecisionTrak Flushmount Doors

Door Height	Bottom Panel	Intermediate Panels	Top Panel
75"	15.50"	(3) 15.50"	13.00"
80"	15.50"	(2) 15.50"	(2) 11.50"
85"	15.50"	(3) 15.50"	(1) 11.50"
90"	15.50"	(4) 15.50"	12.50"
95"	15.50"	(3) 15.50"	(2) 11.50"
96"	15.50"	(3) 15.50"	(2) 11.50"
100"	15.50"	(4) 15.50"	(1) 11.50"
105"	15.50"	(5) 15.50"	12.00"
110"	15.50"	(3) 15.50"	(3) 11.50"
114"	15.50"	(4) 15.50"	(2) 11.50"

NEED A FULLY ASSEMBLED DOOR MADE TO YOUR EXACT SIZE SPECIFICATIONS?

Please call our Customer Service Team or visit DOOR SYSTEMS on our website

ORDER DETAILS

- Recessed Version: Installed components on the door includes handle, pull strap, and bottom seal and retainer. Loose components include lock, keeper, cable anchor brackets, cables, rollers, head seal and retainer, and associated hardware.
- Flush Mount Version: Installed components on the door includes handle, pull strap, and bottom seal and retainer. Loose components include, cable anchor brackets, cables, lock, keeper, rollers, head seal and retainer, latch plate, top fixture brackets, rubber door stop set, and associated hardware.
- Available with or without track and operator
- Select from standard products below or visit website for custom door order form
- For pre-painted white with durable clear UV finish, add "W" at the end of the part number (Example: 029-09090W)

SPECIFICATIONS FOR RECESSED MOUNT 1" ROLLER WOOD ROLL-UP DOOR

part no.	weight (lbs.)	width (in.)	height (in.)	track/operator	package	pkg qty	cross reference
029-90090	188.00	90.00	90.00	n/a	packaged set	1	-
029-90100	202.00	90.00	100.00	n/a	packaged set	1	-
029-90105	208.00	90.00	105.00	n/a	packaged set	1	-
029-90112	218.00	90.00	112.00	n/a	packaged set	1	-
029-98090	204.00	98.00	90.00	n/a	packaged set	1	W General Purpose
029-98100	219.00	98.00	100.00	n/a	packaged set	1	T #99836-2, W General Purpose
029-98105	227.00	98.00	105.00	n/a	packaged set	1	T #99837-2, W General Purpose
029-98107	230.00	98.00	107.00	n/a	packaged set	1	W General Purpose
029-98112	238.00	98.00	112.00	n/a	packaged set	1	T #99838-2, W General Purpose

1" ROLLER WOOD DOOR WITH TRACK AND OPERATOR

- 6" radius 1" track and single counterbalanced spring operator for quick, easy adjustment with grooved cable drums to prevent cables from binding or wearing prematurely

part no.	weight (lbs.)	width (in.)	height (in.)	track/operator	package	pkg qty	cross reference
029C90090	267.00	90.00	90.00	included	bulk set	1	-
029C90100	286.00	90.00	100.00	included	bulk set	1	-
029C90105	297.00	90.00	105.00	included	bulk set	1	-
029C90112	307.00	90.00	112.00	included	bulk set	1	-
029C98090	283.00	98.00	90.00	included	bulk set	1	T #99835-1
029C98100	303.00	98.00	100.00	included	bulk set	1	T #99836-1
029C98105	316.00	98.00	105.00	included	bulk set	1	T #99837-1
029C98107	319.00	98.00	107.00	included	bulk set	1	-
029C98112	327.00	98.00	112.00	included	bulk set	1	T #99838-1

SPECIFICATIONS FOR FLUSH MOUNT 2" ROLLER WOOD ROLL-UP DOOR

part no.	weight (lbs.)	width (in.)	height (in.)	track/operator	package	pkg qty
029-90290	190.00	90.00	90.00	n/a	packaged set	1
029-90200	204.00	90.00	100.00	n/a	packaged set	1
029-90205	210.00	90.00	105.00	n/a	packaged set	1
029-90212	220.00	90.00	112.00	n/a	packaged set	1
029-98290	204.00	98.00	90.00	n/a	packaged set	1
029-98200	219.00	98.00	100.00	n/a	packaged set	1
029-98205	227.00	98.00	105.00	n/a	packaged set	1
029-98207	230.00	98.00	107.00	n/a	packaged set	1
029-98212	238.00	98.00	112.00	n/a	packaged set	1

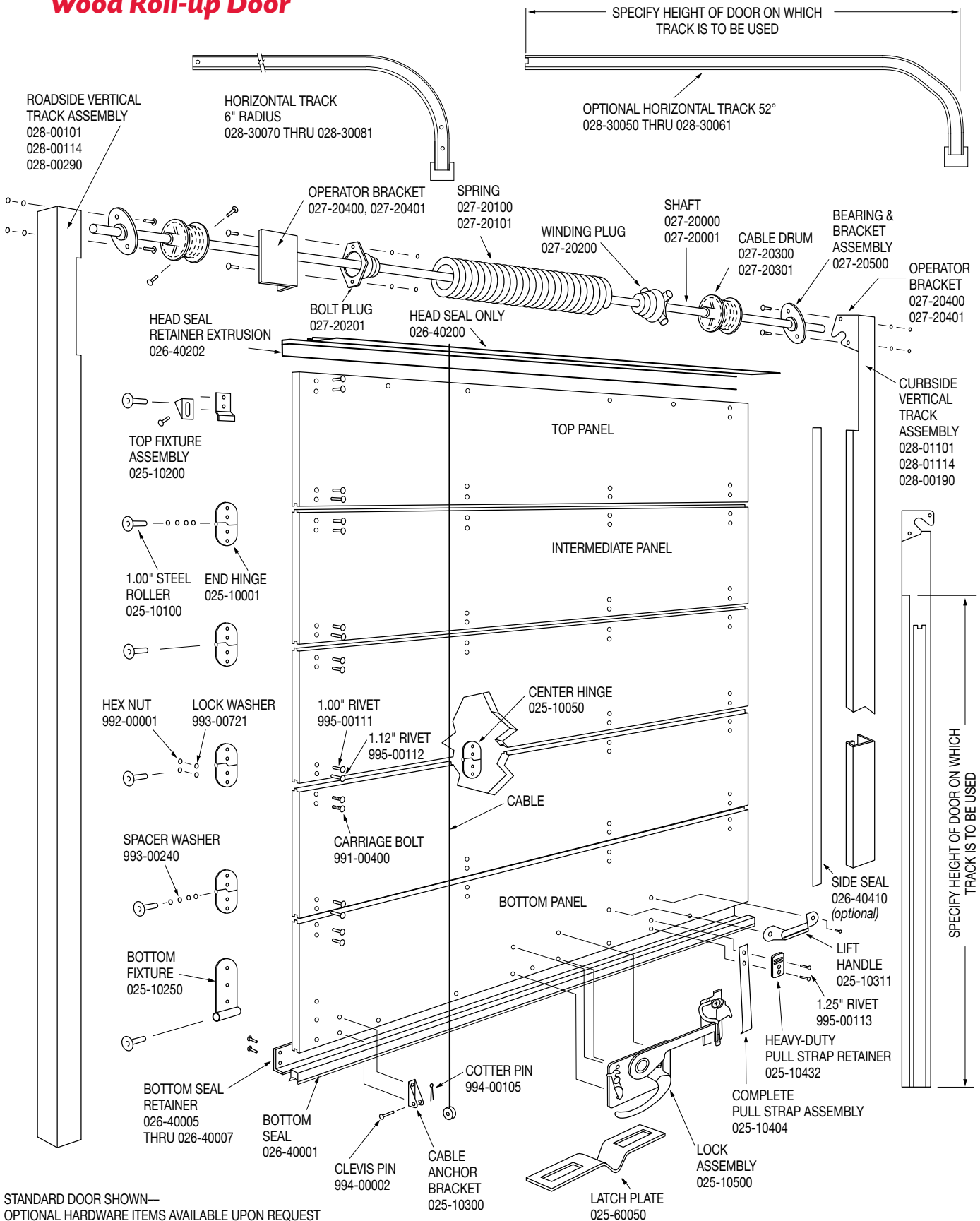
2" ROLLER WOOD DOOR WITH TRACK AND OPERATOR

- 8" radius 2" track, dual spring operator assembly with grooved cable drums to prevent cables from binding or wearing prematurely. Dual durometer side seals are included.

029C90290	269.00	90.00	90.00	included	bulk set	1
029C90200	288.00	90.00	100.00	included	bulk set	1
029C90205	299.00	90.00	105.00	included	bulk set	1
029C90212	309.00	90.00	112.00	included	bulk set	1
029C98290	283.00	98.00	90.00	included	bulk set	1
029C98200	303.00	98.00	100.00	included	bulk set	1
029C98205	316.00	98.00	105.00	included	bulk set	1
029C98207	319.00	98.00	107.00	included	bulk set	1
029C98212	327.00	98.00	112.00	included	bulk set	1

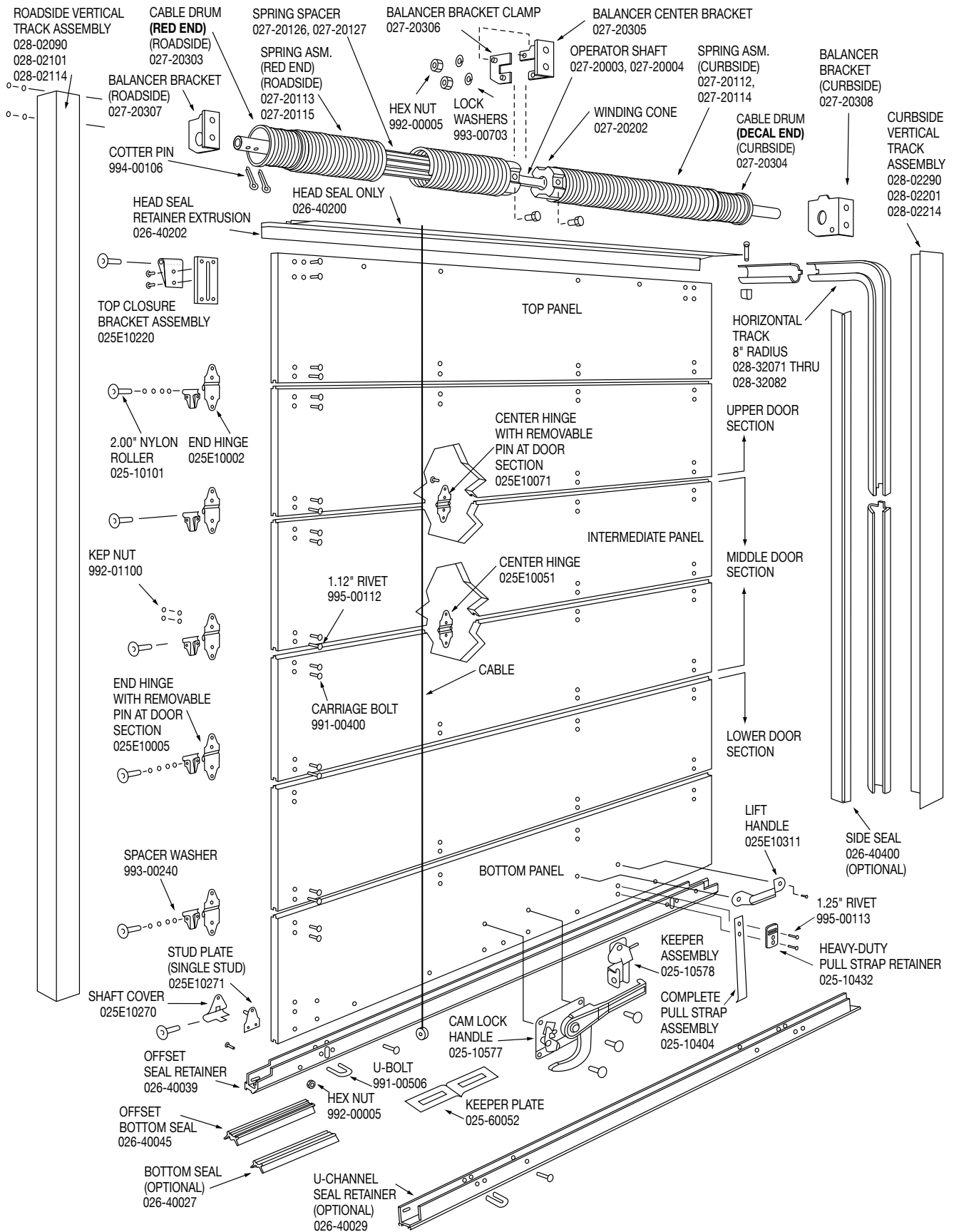
PrecisionTrak Recessed 1" Roller Wood Roll-up Door

PRECISIONTRAK ROLL-UP DOORS



STANDARD DOOR SHOWN—
OPTIONAL HARDWARE ITEMS AVAILABLE UPON REQUEST

PrecisionTrak Flush Mount 2" Roller Wood Roll-up Door



PRECISIONTRAK ROLL-UP DOORS

ToughTrak™

Steel Clad Roll-Up Door

Every ToughTrak door is engineered and manufactured to stand up to impact without deformation. Panels are abrasion resistant with an excellent performance-to-weight ratio. These doors are the most durable you'll find on the marketplace today and the galvanized steel skins are finished with automotive coatings that are easily cleaned. They stand up against salted winter roads and the hottest summer days. Even the hardware is tough – an extra row of reinforced, dual-coated hinges are the backbone of every ToughTrak door.



TOUGHTRAK ROLL-UP DOORS

FEATURES

- 1/2" thick (13mm) composite panel consisting of a high density polyethylene (HDPE) core between two galvanized steel skins
- Baked on white enamel finish
- RoadKote/powdercoat spring assisted steel lock eliminates door bounce
- One-piece extruded rubber head seal
- Tongue and groove joints
- Stainless steel rivets/RoadKote/powder coated components
- Nylon rollers for use with 2" track
- One-piece flexible PVC bottom seal
- End hinges have removable covers to allow easy roller replacement
- Designed for use with dual spring operator

Door Height and Panel Size

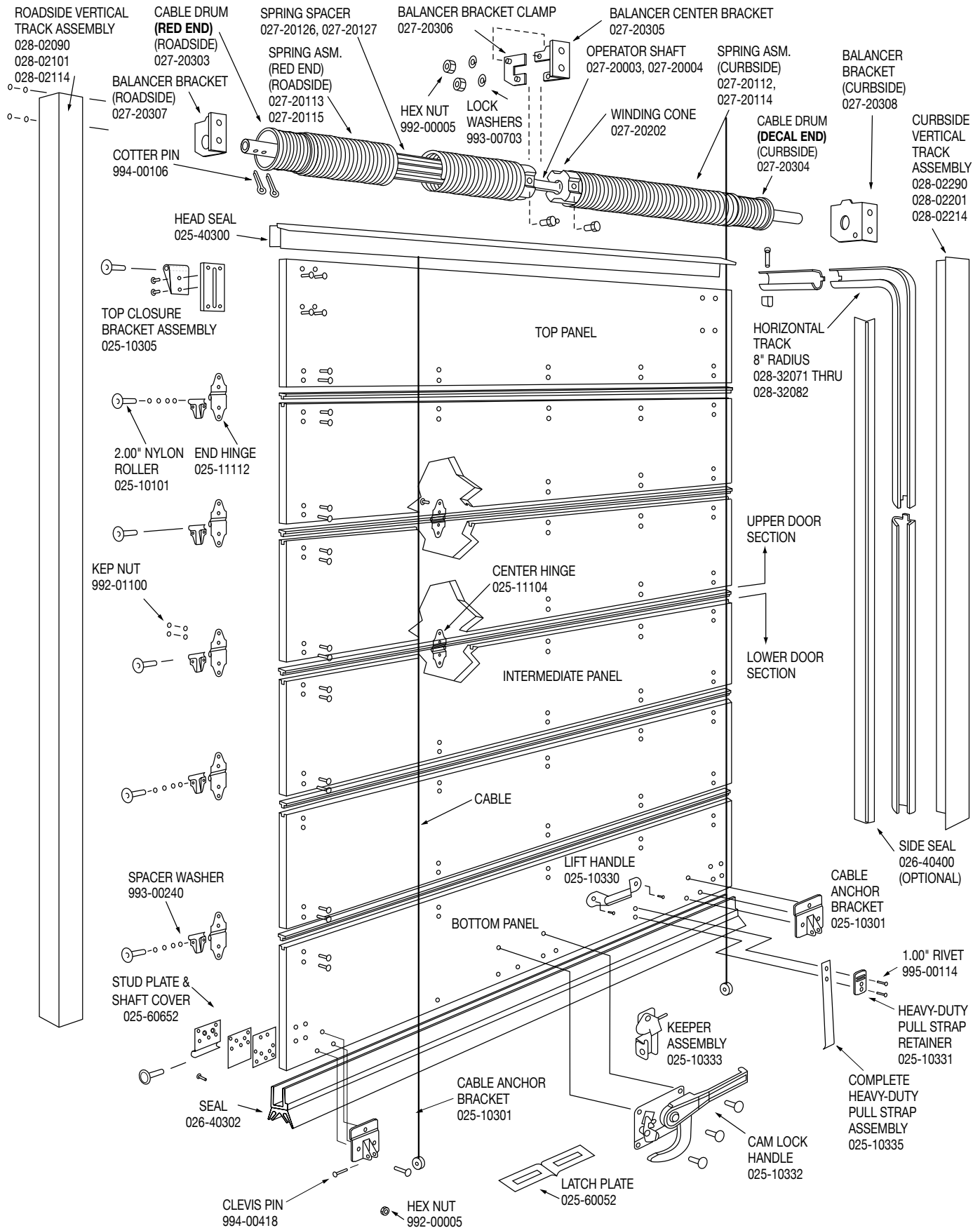
ToughTrak Doors

Door Height	Bottom Panel	Intermediate Panels	Top Panel
75"	15.00"	(4) 12.00"	12.00"
80"	15.00"	(2) 15.00" (2) 12.00"	11.00"
85"	15.00"	(4) 15.00"	10.00"
90"	15.00"	(4) 15.00"	15.00"
95"	15.00"	(3) 15.00" (2) 12.00"	11.00"
96"	15.00"	(3) 15.00" (2) 12.00"	12.00"
100"	15.00"	(5) 15.00"	10.00"
105"	15.00"	(5) 15.00"	15.00"
110"	15.00"	(4) 15.00" (2) 12.00"	11.00"
114"	15.00"	(5) 15.00" (1) 12.00"	12.00"

TOUGHTRAK DOORS ARE MADE TO YOUR EXACT SIZE SPECIFICATIONS,

Please call our Customer Service Team or visit DOOR SYSTEMS on our website

ToughTrak Steel Clad Roll-Up Door




TOUGHTRAK ROLL-UP DOORS

PolyTrak™

Polypropylene Roll-Up Door

PolyTrak roll-up doors are our lightest and most moisture resistant option, ideal for units that must be cleaned on a regular basis, or wherever reducing weight is important. Panels do not absorb moisture keeping weight consistent throughout the life of the door, requiring fewer counterbalance adjustments and overall maintenance.



POLYTRAK ROLL-UP DOORS

FEATURES

- Highly engineered panels are ribbed on the inside of the door for strength
- Galvanized steel channels reinforce every PolyTrak panel for stability
- Interchangeable with 2" rollers, flush mount hinges, and other industry standard components
- Polymer panels do not corrode, absorb moisture, or break down
- Light-weight panels
- Rivets are not exposed on the outside center of the door, leaving a smooth surface eliminating unsightly rust streaks, increasing brand image
- Panels are UV stabilized for a consistent color throughout the life of the door
- Weight stays consistent throughout the life of the door

Door Height and Panel Size

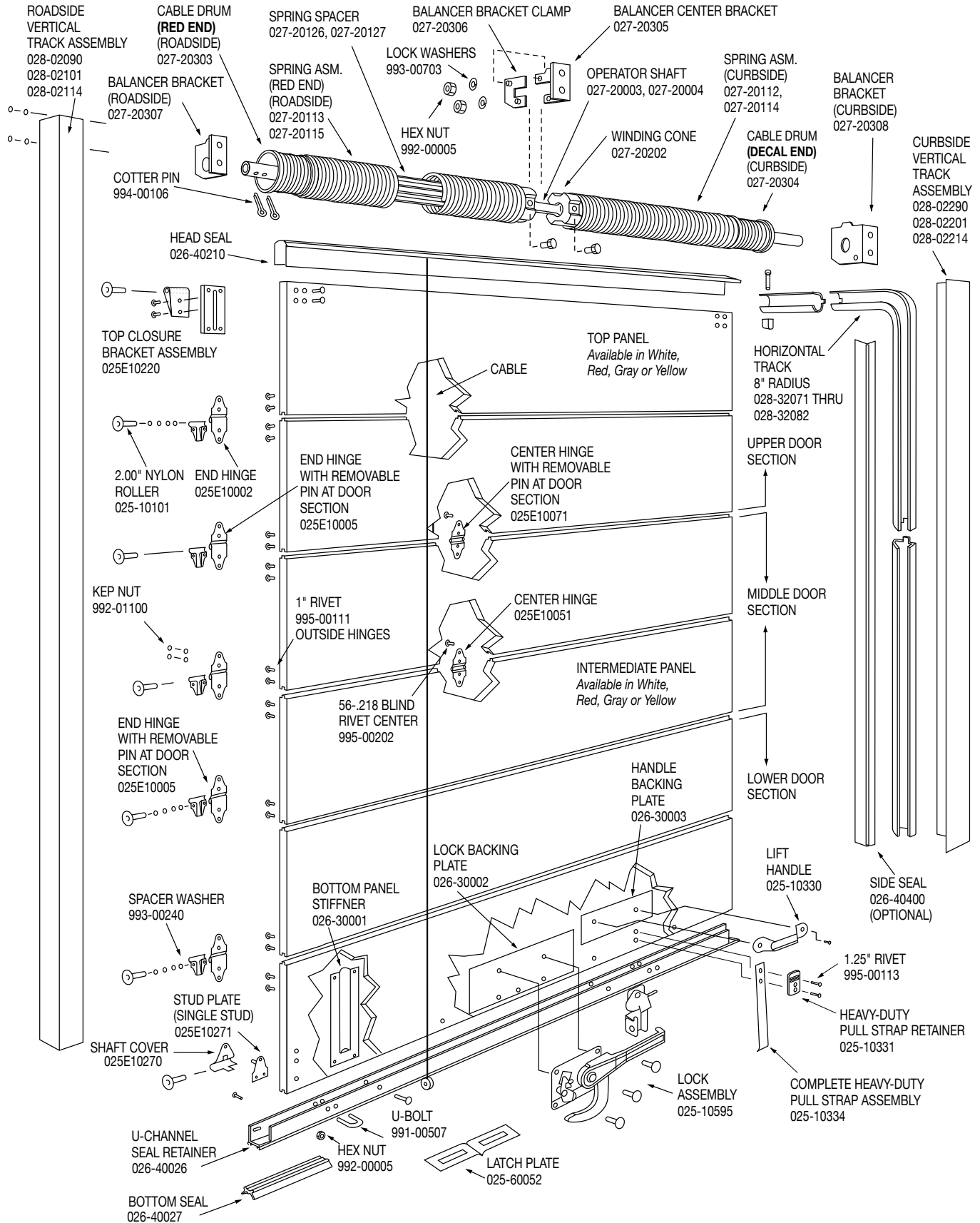
PolyTrak Doors

Door Height	Bottom Panel	Intermediate Panels	Top Panel
75"	15.00"	(4) 12.00"	12.00"
80"	15.00"	(2) 15.00" (2) 12.00"	11.00"
85"	15.00"	(4) 15.00"	10.00"
90"	15.00"	(4) 15.00"	15.00"
95"	15.00"	(3) 15.00" (2) 12.00"	11.00"
96"	15.00"	(3) 15.00" (2) 12.00"	12.00"
100"	15.00"	(5) 15.00"	10.00"
105"	15.00"	(5) 15.00"	15.00"
110"	15.00"	(4) 15.00" (2) 12.00"	11.00"
114"	15.00"	(5) 15.00" (1) 12.00"	12.00"

POLYTRAK DOORS ARE MADE TO YOUR EXACT SIZE SPECIFICATIONS,

Please call our Customer Service Team or visit DOOR SYSTEMS on our website

PolyTrak Roll-Up Doors



POLYTRAK ROLL-UP DOORS

98" Replacement Panels for PrecisionTrak

FEATURES

- Panels are routed and shipped without holes unless specified
- Standard finishes: white primed ready-to-paint and pre-painted white with durable clear UV finish. Custom colors are available with minimum order requirements
- Routed interlocking tongue and groove panels provide precise alignment and moisture barrier
- ¾", 7-ply, transportation-grade, hardwood faced plywood

RECESSED 1" Roller Wood Roll-Up Door

- Top Panel: Routed
- Intermediate Panel: Routed
- Bottom Panel Hardware includes: 18" pull strap assembly, two bottom fixtures, standard lift handle, two cable anchor brackets, seal, retainer and rivets to attach loose hardware (curbside hardware shipped loose)


FLUSH MOUNT 2" Roller Wood Roll-up Door

- Top Panel: Non-Routed (not shown)
- Intermediate Panel: Non-Routed (not shown)
- Bottom Panel: Hardware includes 18" pull strap assembly, two bottom roller shaft covers and stud plates, standard lift handle, two-u-bolts, seal, retainer and rivets to attach loose hardware (curbside hardware shipped loose)

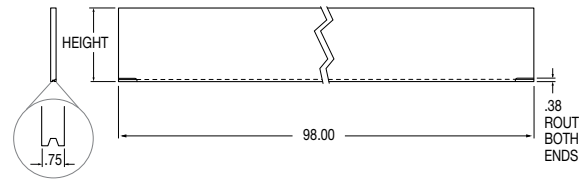
ORDER DETAILS

- Other panel widths and heights available upon request

TOP PANEL



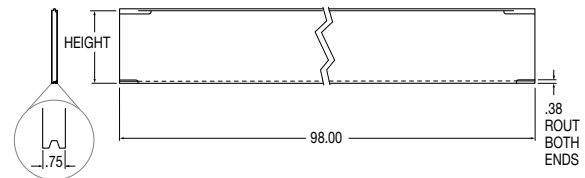
Routed style shown for recessed 1" roller doors



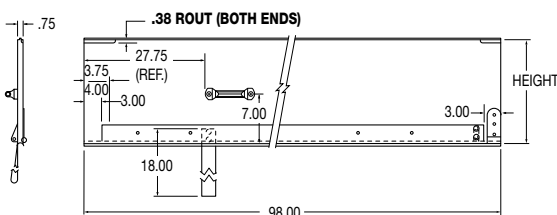
INTERMEDIATE PANEL



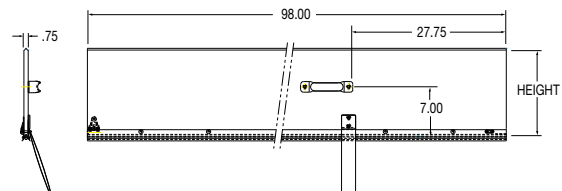
Routed style shown for recessed 1" roller doors



BOTTOM PANEL FOR RECESSED 1"





BOTTOM PANEL FOR FLUSH MOUNT 2"





TOP PANEL SPECIFICATIONS

part no.	weight (lbs.)	description	height x width (in.)	package	pkg qty
026-14621	16.52	routed 1" roller	11.00 x 98.00	single	1
026-14622	17.56	routed 1" roller	12.00 x 98.00	single	1
026-14623	19.61	routed 1" roller	13.00 x 98.00	single	1
026-14625	21.71	routed 1" roller	15.00 x 98.00	single	1
026-146255	22.50	routed 1" roller	15.50 x 98.00	single	1
026-94621	16.52	non-routed 2" roller	11.00 x 98.00	single	1
026-94622	17.56	non-routed 2" roller	12.00 x 98.00	single	1
026-94623	19.61	non-routed 2" roller	13.00 x 98.00	single	1
026-94625	21.71	non-routed 2" roller	15.00 x 98.00	single	1
026-946255	22.79	non-routed 2" roller	15.50 x 98.00	single	1

INTERMEDIATE PANEL SPECIFICATIONS

part no.	weight (lbs.)	description	height x width (in.)	package	pkg qty
026-14521	16.52	routed 1" roller	11.00 x 98.00	single	1
026-14521-5	82.60	routed 1" roller	11.50 x 98.00	value pack 	5
026-14522	17.56	routed 1" roller	12.00 x 98.00	single	1
026-14523	19.61	routed 1" roller	13.00 x 98.00	single	1
026-14525	21.71	routed 1" roller	15.00 x 98.00	single	1
026-14525-5	108.55	routed 1" roller	15.00 x 98.00	value pack 	5
026-145255	22.50	routed 1" roller	15.50 x 98.00	single	1
026-94521	16.52	non-routed 2" roller	11.00 x 98.00	single	1
026-945215	16.90	non-routed 2" roller	11.50 x 98.00	single	1
026-94522	17.56	non-routed 2" roller	12.00 x 98.00	single	1
026-94523	19.61	non-routed 2" roller	13.00 x 98.00	single	1
026-94525	21.71	non-routed 2" roller	15.00 x 98.00	single	1
026-945255	22.79	non-routed 2" roller	15.50 x 98.00	single	1

BOTTOM PANELS SPECIFICATIONS

part no.	weight (lbs.)	description	height x width (in.)	package	pkg qty
026-14321	24.90	for recessed 1" - seal/retainer ONLY	11.00 x 98.00	single	1
026-14322	25.94	for recessed 1" - seal/retainer ONLY	12.00 x 98.00	single	1
026-14323	27.99	for recessed 1" - seal/retainer ONLY	13.00 x 98.00	single	1
026-14325	30.08	for recessed 1" - seal/retainer ONLY	15.00 x 98.00	single	1
026-143255	30.58	for recessed 1" - seal/retainer ONLY	15.50 x 98.00	single	1
026-14221	26.78	for recessed 1" - includes all hardware	11.00 x 98.00	single	1
026-14222	27.82	for recessed 1" - includes all hardware	12.00 x 98.00	single	1
026-14222-2	55.64	for recessed 1" - includes all hardware	12.00 x 98.00	value pack 	2
026-14223	29.86	for recessed 1" - includes all hardware	13.00 x 98.00	single	1
026-14225	31.96	for recessed 1" - includes all hardware	15.00 x 98.00	single	1
026-14225-2	63.92	for recessed 1" - includes all hardware	15.00 x 98.00	value pack 	2
026-142255	32.00	for recessed 1" - includes all hardware	15.50 x 98.00	single	1
026-94321	24.90	for flush mount 2" - seal/retainer ONLY	11.00 x 98.00	single	1
026-94322	25.94	for flush mount 2" - seal/retainer ONLY	12.00 x 98.00	single	1
026-94323	27.99	for flush mount 2" - seal/retainer ONLY	13.00 x 98.00	single	1
026-94325	30.08	for flush mount 2" - seal/retainer ONLY	15.00 x 98.00	single	1
026-943255	31.53	for flush mount 2" - seal/retainer ONLY	15.50 x 98.00	single	1
026-94221	26.78	for flush mount 2" - includes all hardware	11.00 x 98.00	single	1
026-94222	27.82	for flush mount 2" - includes all hardware	12.00 x 98.00	single	1
026-94223	29.86	for flush mount 2" - includes all hardware	13.00 x 98.00	single	1
026-94225	31.96	for flush mount 2" - includes all hardware	15.00 x 98.00	single	1
026-942255	32.69	for flush mount 2" - includes all hardware	15.50 x 98.00	single	1

98" Replacement Panels for ToughTrak Doors

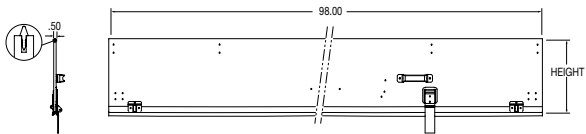
FEATURES

- Tongue and groove joints
- 1/2" thick (13mm) composite panel consisting of a high density polyethylene (HDPE) core between two galvanized steel skins
- Baked on white enamel finish


ORDER DETAILS

- Other panel widths and heights available upon request
- Bottom panel hardware includes: heavy duty pull strap assembly with RoadKote retainer, bottom fixture brackets, cable anchor brackets, RoadKote/powder coat heavy duty lift handle, seal and rivets (curbside hardware shipped loose)

ToughTrak™ BOTTOM PANELS



ToughTrak™ INTERMEDIATE PANELS



ROLL-UP DOOR REPLACEMENT PANELS

BOTTOM PANELS WITH HARDWARE

part no.	weight (lbs.)	height x width (in.)	package	pkg qty
030-94221	24.70	11.00 x 98.00	single	1
030-94222	31.23	12.00 x 98.00	single	1
030-94223	28.20	13.00 x 98.00	single	1
030-94225	36.49	15.00 x 98.00	single	1
030-942255	32.59	15.50 x 98.00	single	1

INTERMEDIATE PANELS

part no.	weight (lbs.)	height x width (in.)	package	pkg qty
030-94521	19.30	11.00 x 98.00	single	1
030-94522	21.05	12.00 x 98.00	single	1
030-94523	22.80	13.00 x 98.00	single	1
030-94525	22.00	15.00 x 98.00	single	1
030-945255	27.19	15.50 x 98.00	single	1


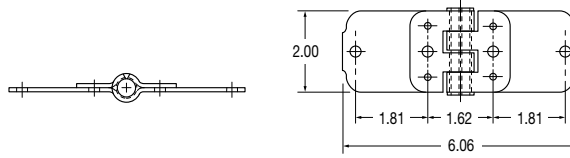
End Hinge for Recessed 1" Roller Door

APPLICATION


- "Four-knuckled" hinges promote smooth door operation

FEATURES

- Steel construction
- Zinc plated or RoadKote finish



SPECIFICATIONS

part no.	weight (lbs.)	finish	package	pkg qty	cross reference
025-10001	.39	zinc	single	1	T #69035, T #59123, W #4007, 220000
025-10001-10	3.90	zinc	retail pack 	10	-
025E10001	.40	RoadKote	single	1	T #69035, T #59123, W #4007

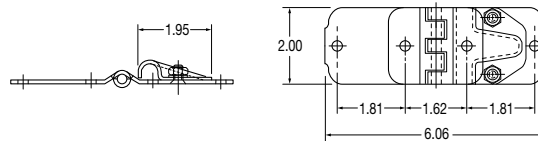
End Hinge with Removable Cover for Recessed 1" Roller Door

APPLICATION

- Removable cover allows roller change without complete hinge removal

FEATURES

- Steel construction
- RoadKote finish



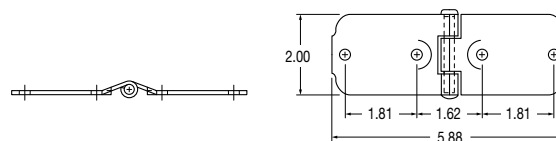
SPECIFICATIONS

part no.	weight (lbs.)	description	finish	package	pkg qty	cross reference
025E10324	.46	hinge assembly	RoadKote	single	1	T #70311
025E10320	.13	removable cover only	RoadKote	single	1	-


Center Hinge for PrecisionTrak Recessed 1" Roller Doors

FEATURES

- Steel construction
- Zinc plated or RoadKote finish




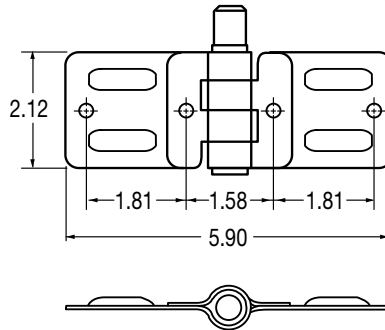
SPECIFICATIONS

part no.	weight (lbs.)	finish	package	pkg qty	cross reference
025-10050	.30	zinc	single	1	T #61196, T #59126, W #4012, 220100
025-10050-10	3.00	zinc	retail pack 	10	-
025E10050	.30	RoadKote	single	1	-

Spring Loaded Self-Centering End Hinge for PrecisionTrak Recessed 1" Roller Doors

APPLICATION

- The self-centering hinge system acts as a mini shock absorber. The internal spring adjusts the roller to the movement of the vehicle and compensates for road conditions creating a smoother ride for the door and prolonging door system life



U.S. Patent # 6,081,966
CAN. Patent # 2,289,825

FEATURES

- The spring loaded composite bushing minimizes racking of the door and also keeps the hinge movement working freely
- Heavy-duty steel construction and durable composite bushing for long life
- Interchangeable with traditional end hinges (hinge location may need adjustment depending on edge of door to track dimensions for proper spring movement. Consult the factory for specific application requirements)

SPECIFICATIONS

part no.	weight (lbs.)	finish	package	pkg qty
025-10011	.37	zinc	single	1

Replacement Hardware Retail Packs

FEATURES

- All required components for replacing one row of panel hardware on a trailer roll-up door
- Point-of-Purchase Retail Pack designed to look great in a retail store
- Quick and easy way to stock and sell multiple pieces
- Lower cost per item than buying each piece individually

ORDER DETAILS

- Retail set consists of two door rollers, two end hinges, two center hinges, and hardware (sixteen nuts, sixteen washers, and sixteen bolts)
- Select 1" recessed door or 2" flush mount door style



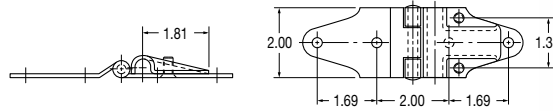
SPECIFICATIONS

part no.	weight (lbs.)	description	hinge finish	package	pkg qty
025-60006	2.40	1" recessed door replacement hardware	zinc	retail pack	1
025-60008	2.40	2" flush mount door replacement hardware	RoadKote	retail pack	1


End Hinge and Roller Cover for 2" Rollers

FEATURES

- Steel construction
- RoadKote finish or RoadKote/ powder coat finish
- Removable cover allows roller change without hinge removal



SPECIFICATIONS

part no.	weight (lbs.)	description	finish	package	pkg qty	cross reference
025E10002	.40	hinge, roller cover and kep nuts	RoadKote	single	1	W #1209, T #70162
025E10002-10	4.00	hinge, roller cover and kep nuts	RoadKote	retail pack 	10	-
025E10003	.11	cover only	RoadKote	single	1	W #1208, T #70161
025E10004	.28	hinge only	RoadKote	single	1	W #1207, T #70160
025-11112	.40	heavy-duty hinge, roller cover and kep nuts	RoadKote/ powder coat	single	1	-
025-10009	.40	hinge, roller cover and kep nuts	stainless steel	single	1	W #1209-1ASM
025-10286	.14	cover only	stainless steel			W #1208-1


End Hinge With Removable Pin for 2" Rollers

FEATURES


- Easier to assemble two halves of a door or to replace panels
- Steel construction
- RoadKote finish

ORDER DETAILS

- Hinge packaged set consists of two hinge halves and one knurled pin




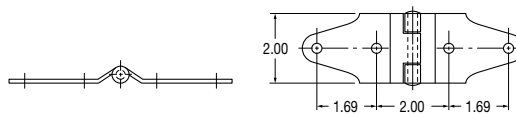
SPECIFICATIONS

part no.	weight (lbs.)	description	finish	package	pkg qty
025E10005	.48	hinge	RoadKote	single	1
025-60007	1.51	pin	zinc	value pack 	50


Center Hinge for Flush Mount 2" Roller Doors

FEATURES

- Steel construction
- RoadKote, stainless steel or heavy-duty RoadKote/ powder coat finish



SPECIFICATIONS

part no.	weight (lbs.)	finish	package	pkg qty	cross reference
025E10051	.29	RoadKote	single	1	W #15, T #70159
025E10051-10	2.90	RoadKote	retail pack 	10	-
025-10052	.28	stainless steel	single	1	W #15-1
025-11104	.29	heavy-duty RoadKote/powder coat	single	1	-

Unassembled Center Hinge With Removable Pin for Flush Mount 2" Roller Doors


FEATURES

- Easier to assemble two halves of a door or to replace panels
- Steel construction
- Pin packaged set consist of quantity of 50

ORDER DETAILS

- Hinge packaged set consists of two hinge halves and one knurled pin

SPECIFICATIONS


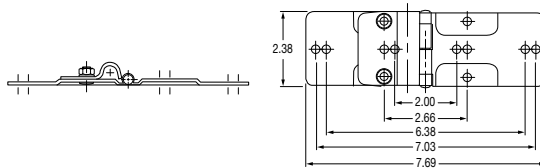
part no.	weight (lbs.)	description	finish	package	pkg qty
025E10071	.29	hinge	RoadKote	packaged set	1
025-60007	1.51	pin	zinc	value pack 	50



Universal Flush Mount End Hinge

FEATURES

- Eliminates routing of panels for easier installation
- Removable cover allows roller change without hinge removal
- Steel construction
- Zinc plated finish




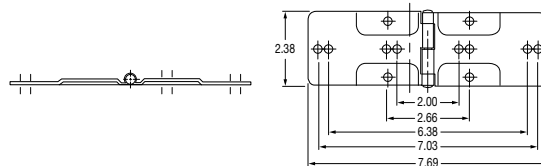
SPECIFICATIONS

part no.	weight (lbs.)	description	package	pkg qty	cross reference
025-10275	.64	hinge, roller cover and kep nuts	single	1	H-325716

Universal Flush Mount Center Hinge

FEATURES

- Eliminates routing of panels for easier installation
- Steel construction
- Zinc plated finish




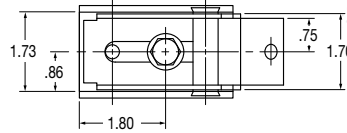
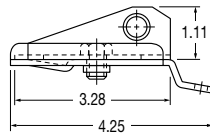
SPECIFICATIONS

part no.	weight (lbs.)	package	pkg qty	cross reference
025-10276	.47	single	1	H-325709

Top Fixture Bracket Assembly for Recessed 1" Roller Door

FEATURES

- Steel construction
- Zinc plated or RoadKote finish
- Heavy-duty design
- Hardware includes bolt and washer



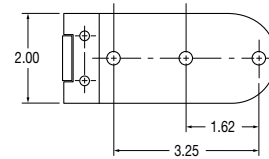
SPECIFICATIONS

part no.	weight (lbs.)	description	finish	package	pkg qty	cross reference
025-10200	.66	base, slide, and hardware assy.	zinc	single	1	T #69433, W #4039
025-10200-10	6.60	base, slide, and hardware assy.	zinc	retail pack	10	-
025-10201	.44	base plate only	zinc	single	1	T #69432, W #4051, 210100
025-10202	.23	slide only	zinc	single	1	T #69431, W #4038, 210200
025-10202-10	2.30	slide only	zinc	retail pack	10	-
025E10200	.62	base, slide, & hardware assy.	RoadKote	single	1	-
025E10201	.31	base plate only	RoadKote	single	1	-
025E10202	.26	slide only	RoadKote	single	1	-

Bottom Fixture for Recessed 1" Roller Door

FEATURES

- Steel construction
- Zinc plated or RoadKote finish




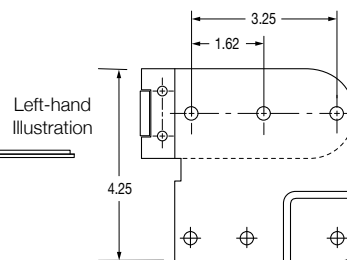
SPECIFICATIONS

part no.	weight (lbs.)	finish	package	pkg qty	cross reference
025-10250	.41	zinc	single	1	T #69249, T #61352, W #4003, 230000
025-10250-10	4.10	zinc	retail pack	10	-
025E10250	.37	RoadKote	single	1	-

Heavy-Duty Bottom Fixtures

FEATURES

- Optional on PrecisionTrak Recessed 1" Roller Door
- Adds extra support and strength to lower panel corners utilizing a wider support design and additional fasteners
- Steel construction
- Zinc plated or RoadKote finish
- Extra strength for heavy-duty use




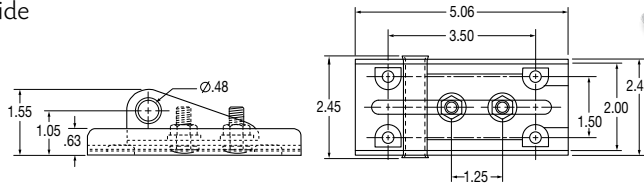
SPECIFICATIONS

part no.	weight (lbs.)	description	finish	package	pkg qty	cross reference
025-10260	.78	left (roadside)	zinc	single	1	T #69964-2
025-10261	.78	right (curbside)	zinc	single	1	T #69964-1
025E10260	.78	left (roadside)	RoadKote	single	1	-
025E10261	.741	right (curbside)	RoadKote	single	1	-

Top Closure Plate and Slide for ToughTrak, PolyTrak and Flush Mount 2" Roller Doors

FEATURES

- Improved heavy-duty reinforced slide
- Adjusts top panel for firm seal
- Steel construction
- RoadKote, RoadKote/powder coat or stainless steel finish



ORDER DETAILS

- Hardware includes bolt and flanged nut

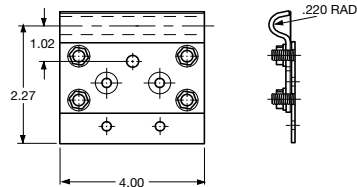
SPECIFICATIONS

part no.	weight (lbs.)	description	finish	package	pkg qty	cross reference
025E10220	.82	base plate, slide, and hardware asm.	RoadKote	single	1	W #6944
025-10225	.796	base plate, slide, and hardware asm.	stainless steel	single	1	W #6944-1
025-10305	.75	base plate, slide, and hardware asm.	RoadKote/powder coat	single	1	W #6944

Bottom Roller Bracket Assembly

FEATURES

- Steel construction
- RoadKote finish
- Stainless steel studs and nuts



ORDER DETAILS

- Consists of roller clamp, wear plate, stud plate, and 5/16" lock nuts


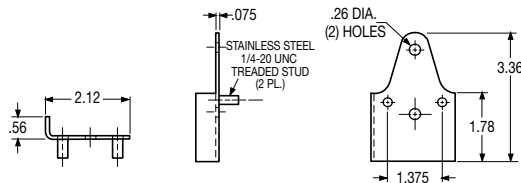
SPECIFICATIONS

part no.	weight (lbs.)	package	pkg qty	cross reference
025-60652	.88	single	1	5600

Heavy-Duty Stud Plate (2 Studs) for ToughTrak, PolyTrak and Flush Mount 2" Roller Doors

FEATURES

- Stainless steel construction
- Use with 2-stud cover 025-10286
- Lip fits over panel edge, which gives added support



SPECIFICATIONS

part no.	weight (lbs.)	description	package	pkg qty
025-10288	.15	right (curbside)	single	1
025-10289	.15	left (roadside)	single	1

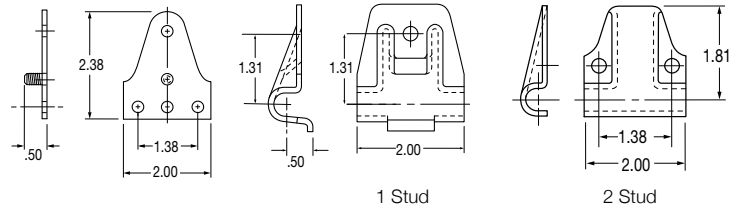
Bottom Roller Shaft Cover and Stud Plate for ToughTrak, PolyTrak and Flush Mount 2" Roller Doors (1 Stud or 2 Stud)

APPLICATION

- Attaches to bottom panel for roller support

FEATURES

- Steel construction
- RoadKote or stainless steel finish




ORDER DETAILS

- 1/4"-20 Kep nuts available separately, see page 189

BOTTOM ROLLER SHAFT COVER AND STUD PLATE (1 STUD) SPECIFICATIONS


part no.	weight (lbs.)	description	finish	package	pkg qty	cross reference
025E10270	.14	shaft cover	RoadKote	single	1	W #1021
025E10271	.09	stud plate	RoadKote	single	1	W #1370
025-10284	.13	shaft cover	stainless steel	single	1	-
025-10285	.08	stud plate	stainless steel	single	1	-



1 STUD

BOTTOM ROLLER SHAFT COVER AND STUD PLATE (2 STUD) SPECIFICATIONS

part no.	weight (lbs.)	description	finish	package	pkg qty	cross reference
025E10003	.11	shaft cover	RoadKote	single	1	W #1208, T #70161
025E10272	.09	stud plate	RoadKote	single	1	-
025-10286	.14	shaft cover	stainless steel	single	1	W #1208-1
025-10287	.09	stud plate	stainless steel	single	1	-



2 STUD

BOTTOM ROLLER ASSEMBLY WITH STAINLESS STEEL HARDWARE SPECIFICATIONS

part no.	weight (lbs.)	description	finish	package	pkg qty	cross reference
025E90041	.23	assembly	RoadKote	single	1	1371A
025-90040	.001	wear plate	stainless steel	single	1	-




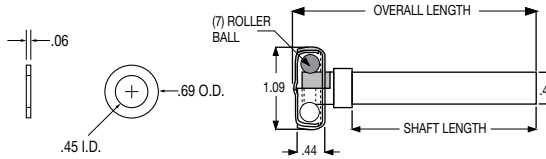
Wear Plate

ROLL-UP DOOR HARDWARE – HINGES & ROLLER MOUNTS

1.00" Door Roller

FEATURES

- Steel construction, zinc plated finish
- Hardened shaft and raceways
- Seven roller ball design
- Washers used as spacers to keep door alignment square with track (page 190)



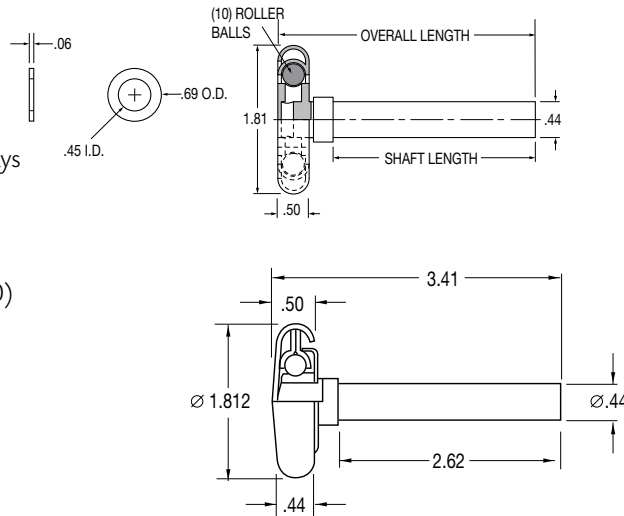
SPECIFICATIONS

part no.	weight (lbs.)	description	overall length (in.)	shaft length	package	pkg qty	cross reference
025-10100	.21	steel roller	3.25	2.50	single	1	T #61174, T #69162, W #4026, W #4027, 291000
025-10100-10	2.10	steel roller	3.25	2.50	retail pack	10	-
025-10105	.25	roller w/longer shaft	4.09	3.25	single	1	-
025-10105-10	2.50	roller w/longer shaft	4.09	3.25	retail pack	10	-
025-10109	.30	steel roller w/ 5" shaft	5.84	5.00	single	1	-

2.00" Door Rollers

FEATURES

- Rollers available in steel or nylon
- Shaft available in zinc, stainless steel or unplated
- Hardened shaft and raceways
- Ten roller ball design
- Washers used as spacers to keep door alignment square with track (page 190)
- Long stem roller has a staked collar design versus machined collar on others



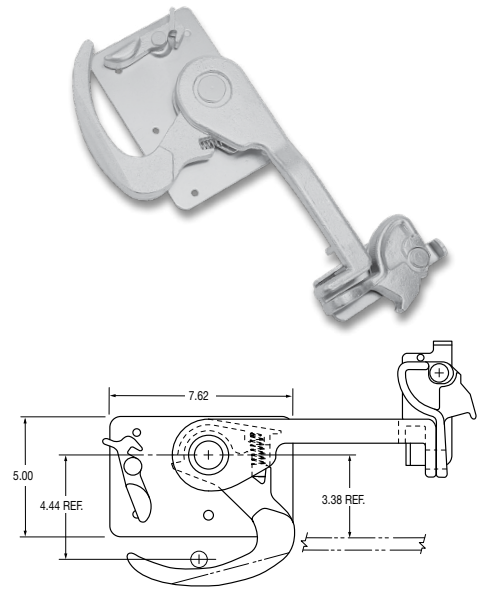
SPECIFICATIONS

part no.	weight (lbs.)	shaft description	overall finish	shaft length	length	package	pkg qty	cross reference
025-10101	.32	nylon roller	zinc plated	3.75	3.00	single	1	W #3228, T #61424, T #70225
025-10101-10	3.20	nylon roller	zinc plated	3.75	3.00	retail pack	10	-
025-10106	.29	nylon roller	zinc plated	4.20	3.50	single	1	-
025-90042	.35	nylon roller	zinc plated	8.70	8.00	single	1	-
025-10102	.32	steel roller	zinc plated	3.75	3.00	single	1	W #2996, T #70224
025-10102-10	3.20	steel roller	zinc plated	3.75	3.00	retail pack	10	-
025-10103	.29	sealed steel roller	zinc plated	3.41	2.62	single	1	-
025-10104	.31	nylon roller	stainless	4.20	3.50	single	1	-
025-10104-10	3.10	nylon roller	stainless	4.20	3.50	retail pack	10	-
025-10113	.48	steel roller-long stem	unplated	7.50	6.50	single	1	-
025-10113-4	1.92	steel roller-long stem	unplated	7.50	6.50	retail pack	4	-

Maximum Strength Steel Lock Assembly for Recessed 1" Roller Doors

FEATURES

- Superior strength, heavy-duty cast grade 30 steel (far more superior than ductile iron).
- Pins are mechanically fastened in place for optimum strength. No welds to fail or plating to burn off and rust
- Extra thick padlock provision designed for greater security
- Trapped handle cannot pull out to bypass keeper resulting in tamper-proof lock
- Spring assisted lock eliminates door bounce
- Stainless steel spring will not rust
- Can be used as a lift handle in open position
- Keeper accommodates padlocks and trailer seals
- Zinc plated or RoadKote enamel finish available
- See 991-00402 special rib neck carriage bolt



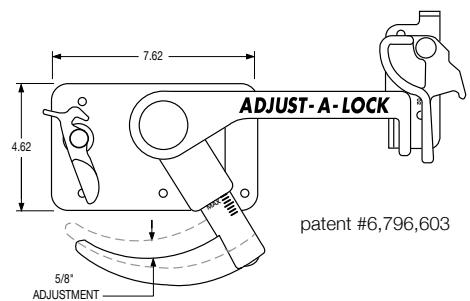
SPECIFICATIONS

part no.	weight (lbs.)	description	finish	package	pkg qty	cross reference
025-10500	10.58	MSS lock assembly (lock and keeper)	zinc	bulk set	1	T #69570
025-10501	8.00	lock only	zinc	single	1	T #69571, 280000
025-10502	1.68	keeper only	zinc	single	1	T #69572, 280100
025E10501	8.35	lock only	RoadKote	single	1	-
025E10502	1.68	keeper only	RoadKote	single	1	-

Adjust-A-Lock™ for Recessed 1" Roller Doors

FEATURES

- Lock adjusts as door seal and other components start to wear - eliminates the "bounce" that destroys both doors and trailers
- Eliminates the need to re-drill a bottom panel for lock adjustment
- High quality fasteners for superior strength and corrosion resistance
- Adjusts to anyone's feel, no more prying the lock open or kicking the lock closed
- Makes bottom panel replacement a breeze, especially on older doors and trailers
- 5/8" of vertical adjustment
- Adjustable using standard hex style wrenches
- Zinc plated or RoadKote finish available



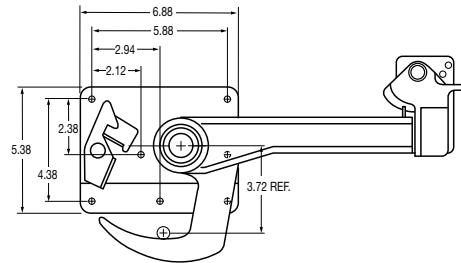
SPECIFICATIONS

part no.	weight (lbs.)	description	finish	package	pkg qty
025-10525	8.20	lock only	zinc	single	1
025-10502	1.68	keeper only	zinc	single	1
025E10502	1.68	keeper only	RoadKote	single	1

Cam Lock Assembly and Handle Keeper for Flush Mount 2" Roller Doors

FEATURES

- Cam lock allows one hand operation and easily accommodates padlock or car seal
- Back plate is offset to clear bottom seal retainer
- Spring assisted handle eliminates door bounce
- Steel construction
- Can be used as a lift handle in open position
- Keeper accommodates padlocks and trailer seals
- RoadKote or RoadKote/powder coat finish available



SPECIFICATIONS

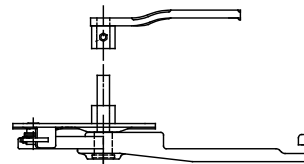
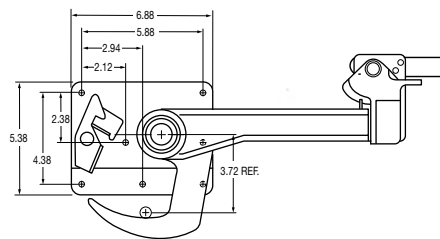
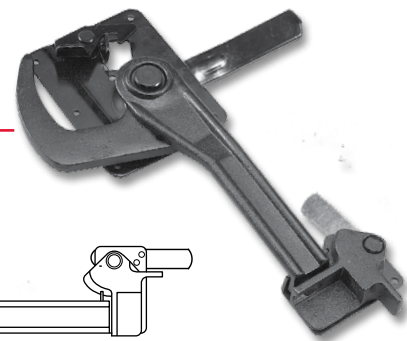
part no.	weight (lbs.)	description	finish	package	pkg qty	cross reference
025-10595	8.90	lock assembly	RoadKote	package set	1	-
025-10332	6.30	cam lock handle	RoadKote/powder coat	single	1	W #77
025-10333	1.70	handle and keeper	RoadKote/powder coat	single	1	W #2766
025-10577	6.30	cam lock handle	RoadKote	single	1	W #77
025-10578	1.70	handle keeper	RoadKote	single	1	W #2766

ROLL-UP DOOR HARDWARE – LOCKS & LATCH PLATES

Inside Release Cam Lock Assembly and Handle Keeper for Flush Mount 2" Roller Doors

FEATURES

- Can release from the inside of trailer
- Cam lock allows one hand operation and easily accommodates padlock or car seal
- Back plate is offset to clear bottom seal retainer
- Spring assisted handle eliminates door bounce
- Steel construction
- Can be used as a lift handle in open position
- Keeper accommodates padlocks and trailer seals




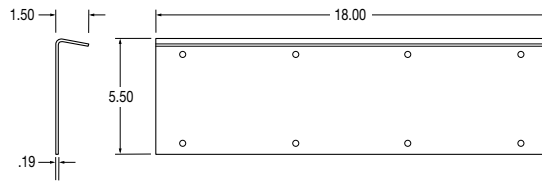
SPECIFICATIONS

part no.	weight (lbs.)	description	finish	package	pkg qty
025-10642	9.23	lock and keeper set	RoadKote	single	1

Fork Lift Plate

FEATURES

- Allows use of fork lift to open door from truck bay or when loads shift against door
- Steel construction
- RoadKote finish




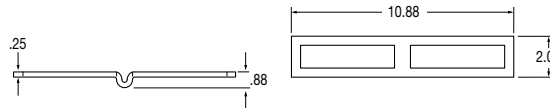
SPECIFICATIONS

part no.	weight (lbs.)	package	pkg qty	cross reference
025-60100	6.34	single	1	T #69131, W #1092

Latch Plate for Recessed 1" Roller Doors

FEATURES

- Contoured for proper lock engagement
- Steel construction
- Zinc plated finish




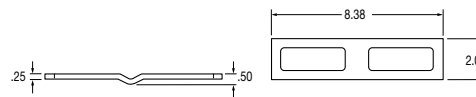
SPECIFICATIONS

part no.	weight (lbs.)	package	pkg qty	cross reference
025-60050	.81	single	1	T #70093, W #4021

Latch Plate for Flush Mount 2" Roller Doors

FEATURES

- Contoured for proper lock engagement
- Steel construction
- Plain finish



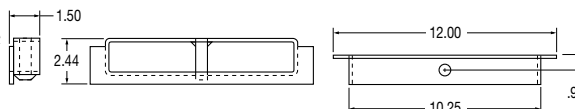
SPECIFICATIONS

part no.	weight (lbs.)	package	pkg qty	cross reference
025-60052	.61	single	1	W #2804

Catch Box

FEATURES

- Used as an option in place of latch plate
- Heavy-duty steel construction
- Plain finish



SPECIFICATIONS

part no.	weight (lbs.)	package	pkg qty	cross reference
025-60000	2.25	single	1	T #69341, W #4024

ROLL-UP DOOR HARDWARE – LOCKS & LATCH PLATES

Single Spring Operator Packaged Sets With 1.00" Track

FEATURES

- Single spring with quick, easy counterbalance adjustment
- Includes 1.00" R.H. and L.H. vertical track, 1.00" R.H. and L.H. horizontal track and operator assembly
- Large die cast cable drums are grooved to prevent cables from binding or wearing prematurely
- Optional 52" horizontal track available upon request



SPECIFICATIONS (J-STYLE)

part no.	weight (lbs.)	vertical track length (in.)	horizontal track length (in.)	operator shaft length (in.)	fits door sizes	package	pkg qty
027-80090	79.00	96.50	107.00	96.00	72.00-90.00 high	packaged set	1
027-80100	84.32	106.50	120.00	96.00	91.00-100.00 high	packaged set	1
027-80114	89.00	120.00	120.00	96.00	101.00-114.00 high	packaged set	1

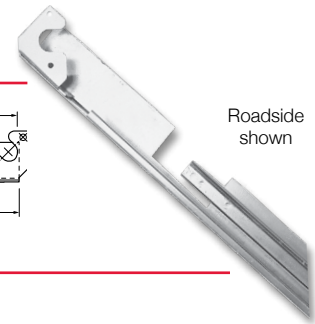
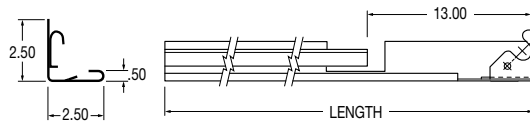
SPECIFICATIONS (RIGHT ANGLE STYLE)

027-81090	74.22	96.50	107.00	96.00	72.00-90.00 high	packaged set	1
027-81100	79.02	106.50	120.00	96.00	91.00-100.00 high	packaged set	1
027-81114	83.04	120.00	120.00	96.00	101.00-114.00 high	packaged set	1

1.00" Vertical Track and Angle Assembly (J Style)

FEATURES

- Galvanized steel 14 gauge construction
- Includes J-style channel mounting angle with track and operator bracket



Roadside shown

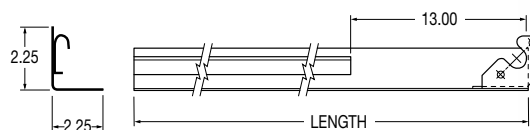
SPECIFICATIONS

part no.	weight (lbs.)	description	length (in.)	fits door sizes	package	pkg qty	cross reference
028-00290	16.00	left (roadside)	96.50	72.00-90.00 high	packaged set	1	T #49014-2, W #4045
028-00190	16.00	right (curbside)	96.50	72.00-90.00 high	packaged set	1	T #49014-1, W #4046
028-00101	17.66	left (roadside)	106.50	91.00-100.00 high	packaged set	1	T #49014-2, W #4045
028-01101	17.66	right (curbside)	106.50	91.00-100.00 high	packaged set	1	T #49014-1, W #4046
028-00114	20.00	left (roadside)	120.00	101.00-114.00 high	packaged set	1	T #49014-2, W #4045
028-01114	20.00	right (curbside)	120.00	101.00-114.00 high	packaged set	1	T #49014-1, W #4046

1.00" Vertical Track and Right Angle Assembly

FEATURES

- Galvanized steel 14 gauge construction
- Includes right angle frame, 1" track and operator bracket



Curbside shown

SPECIFICATIONS

part no.	weight (lbs.)	description	length (in.)	fits door sizes	package	pkg qty
028-03090	13.97	right (curbside)	96.50	72.00-90.00 high	packaged set	1
028-03190	13.95	left (roadside)	96.50	72.00-90.00 high	packaged set	1
028-03101	15.16	right (curbside)	106.50	91.00-100.00 high	packaged set	1
028-03201	15.15	left (roadside)	106.50	91.00-100.00 high	packaged set	1
028-03114	21.50	right (curbside)	120.00	101.00-114.00 high	packaged set	1
028-03214	21.50	left (roadside)	120.00	101.00-114.00 high	packaged set	1

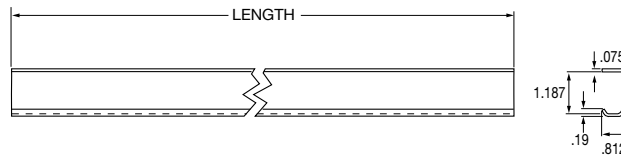
1.00" Vertical Track

APPLICATION

- For use with 1.00" rollers

FEATURES

- Galvanized steel
14 gauge construction



SPECIFICATIONS

part no.	weight (lbs.)	length (in.)	package	pkg qty
028-30012	5.14	93.50	single	1
028-30014	5.82	107.00	single	1

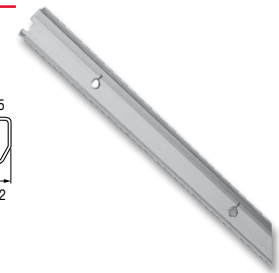
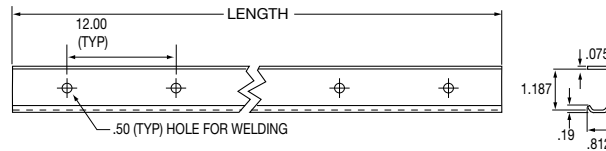
1.00" Vertical Track with Holes

APPLICATION

- For use with 1.00" rollers

FEATURES

- Galvanized steel
14 gauge construction
- Holes drilled to allow for faster plug weld installation to frame



SPECIFICATIONS

part no.	weight (lbs.)	length (in.)	package	pkg qty
028-30015	5.14	93.50	single	1
028-30017	5.82	107.00	single	1


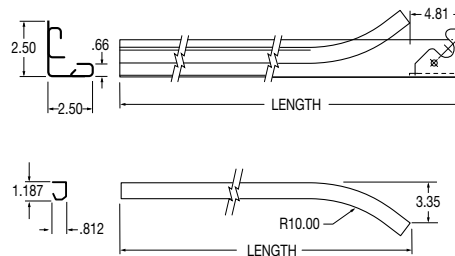
1.00" Split Radius Track

APPLICATION

- For use with 1.00" rollers

FEATURES

- Galvanized steel 14 gauge construction
- 6.00" radius for smooth door operation
- Track coupler used for proper alignment at track joints



SPECIFICATIONS

part no.	weight (lbs.)	description	length (in.)	package	pkg qty
028-33035	16.95	subassembly for left (roadside)	96.50	single	1
028-33036	16.95	subassembly for right (curbside)	96.50	single	1
028-33037	18.68	subassembly for left (roadside)	106.50	single	1
028-33038	18.68	subassembly for right (curbside)	106.50	single	1
028-33039	21.01	subassembly for left (roadside)	120.00	single	1
028-33040	21.01	subassembly for right (curbside)	120.00	single	1
028-33041	6.39	track - left (roadside)	107.00	single	1
028-33042	6.39	track - right (curbside)	107.00	single	1
028-33043	7.06	track - left (roadside)	120.00	single	1
028-33044	7.06	track - right (curbside)	120.00	single	1

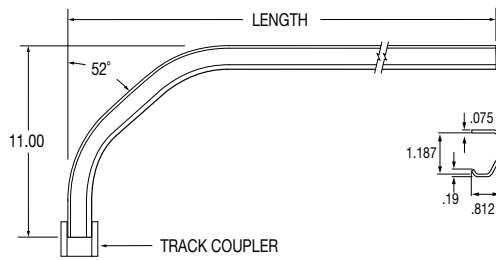
52° Horizontal 1.00" Track

APPLICATION

- For use with 1.00" rollers

FEATURES

- Galvanized steel 14 gauge construction
- For use with in-header mounted operators, and allows greater door clearance when opening
- Track coupler used for proper alignment at track joints



SPECIFICATIONS

part no.	weight (lbs.)	description	length (in.)	fits door sizes	package	pkg qty	cross reference
028-30050	7.00	right (curbside)	107.00	less than 96.00 high	single	1	T #49702-1, W #4053
028-30051	7.00	left (roadside)	107.00	less than 96.00 high	single	1	T #49702-2, W #4052
028-30060	8.00	right (curbside)	120.00	greater than 96.00 high	single	1	T #49702-1, W #4053
028-30061	8.00	left (roadside)	120.00	greater than 96.00 high	single	1	T #49702-2, W #4052

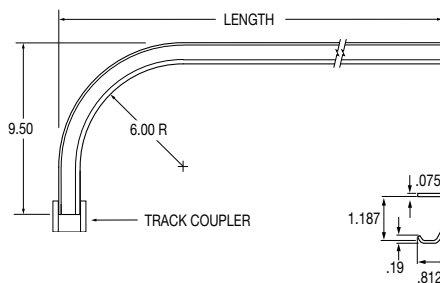
6.00" Radius Horizontal 1.00" Track

APPLICATION

- For use with 1.00" rollers

FEATURES

- Galvanized steel 14 gauge construction
- 6.00" radius for smooth door operation
- Track coupler used for proper alignment at track joints



SPECIFICATIONS

part no.	weight (lbs.)	description	length (in.)	fits door sizes	package	pkg qty
028-30070	7.00	right (curbside)	107.00	less than 96.00 high	single	1
028-30071	7.00	left (roadside)	107.00	less than 96.00 high	single	1
028-30080	8.00	right (curbside)	120.00	greater than 96.00 high	single	1
028-30081	8.00	left (roadside)	120.00	greater than 96.00 high	single	1

Dual Spring Operator Packaged Sets With 2.00" Track

FEATURES

- Includes 2.00" R.H. and L.H. vertical track, 2.00" R.H. and L.H. horizontal track, operator assembly balancer brackets, cotter pins, and side seals



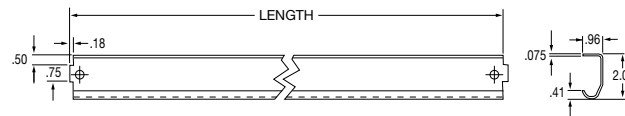
SPECIFICATIONS

part no.	weight (lbs.)	vert. track length (in.)	horiz. track length (in.)	operator shaft length (in.)	spring length (in.)	fits door sizes	package	pkg qty
027-82096	82.00	96.50	107.00	93.00	33.00	72.00-90.00 high	packaged set	1
027-82106	89.00	106.50	120.00	93.00	35.00	91.00-100.00 high	packaged set	1
027-82114	94.00	120.00	120.00	93.00	33.00	101.00-114.00 high	packaged set	1

2.00" Vertical Track

APPLICATION

- For use with 2.00" dia. steel or nylon rollers



FEATURES

- Galvanized steel 14 gauge construction
- Tabbed at both ends for proper alignment at track joints and to allow universal fit for both left hand and right hand frame sides

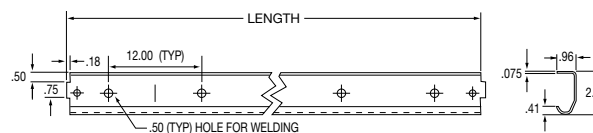
SPECIFICATIONS

part no.	weight (lbs.)	length (in.)	package	pkg qty
028-32083	6.96	95.00	single	1
028-32084	7.94	108.00	single	1

2.00" Vertical Track with Holes

APPLICATION

- For use with 2.00" dia. steel or nylon rollers



FEATURES

- Galvanized steel 14 gauge construction
- Tabbed at both ends for proper alignment at track joints and to allow universal fit for both left hand and right hand frame sides
- Holes drilled to allow for faster plug weld installation to frame

SPECIFICATIONS

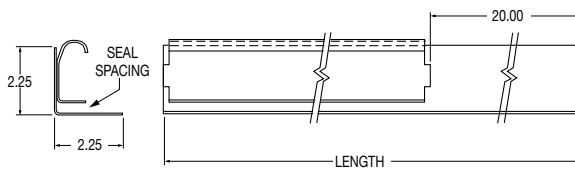
part no.	weight (lbs.)	length (in.)	package	pkg qty
028-32085	6.96	95.00	single	1
028-32086	7.94	108.00	single	1

ROLL-UP DOOR HARDWARE – TRACK, OPERATOR & COMPONENTS

2.00" Vertical Track and Right Angle Assembly

FEATURES

- Tongue and groove for proper alignment at joints
- Galvanized steel 14 gauge construction
- Includes right angle mounting track, vertical track, and operator bracket



SPECIFICATIONS

part no.	weight (lbs.)	description	length (in.)	spacing	fits door sizes	package	pkg qty	cross reference
028-02090	17.04	left (roadside)	96.50	.31	72.00-90.00 high	packaged set	1	W #2275-2
028-02290	17.04	right (curbside)	96.50	.31	72.00-90.00 high	packaged set	1	W #2275-1
028-02091	16.38	left (roadside)	96.50	.50	72.00-90.00 high	packaged set	1	W #2275-2
028-02291	16.38	right (curbside)	96.50	.50	72.00-90.00 high	packaged set	1	W #2275-1
028-02101	18.90	left (roadside)	106.50	.31	91.00-100.00 high	packaged set	1	W #2275-2
028-02201	18.90	right (curbside)	106.50	.31	91.00-100.00 high	packaged set	1	W #2275-1
028-02102	18.24	left (roadside)	106.50	.50	91.00-100.00 high	packaged set	1	W #2275-2
028-02202	18.24	right (curbside)	106.50	.50	91.00-100.00 high	packaged set	1	W #2275-1
028-02114	21.50	left (roadside)	120.00	.31	101.00-114.00 high	packaged set	1	W #2275-2
028-02214	21.50	right (curbside)	120.00	.31	101.00-114.00 high	packaged set	1	W #2275-1
028-02115	20.84	left (roadside)	120.00	.50	101.00-114.00 high	packaged set	1	W #2275-2
028-02215	21.50	right (curbside)	120.00	.50	101.00-114.00 high	packaged set	1	W #2275-1

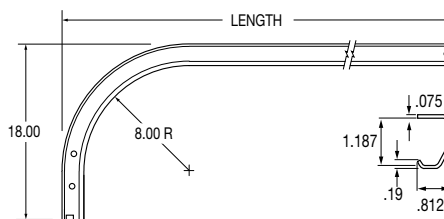
8.00" Radius Horizontal 2.00" Track

APPLICATION

- For use with 2.00" dia. steel or nylon rollers

FEATURES

- Galvanized steel 14 gauge construction
- Tongue and groove for proper alignment at joints
- 8.00" radius




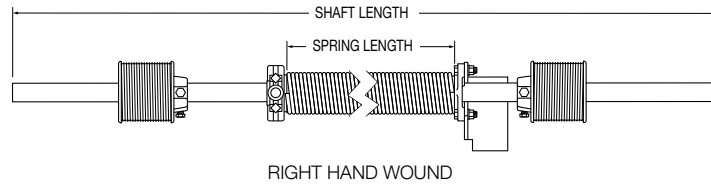
SPECIFICATIONS

part no.	weight (lbs.)	description	length (in.)	fits door sizes	package	pkg qty	cross reference
028-32071	7.60	left (roadside)	107.00	up to 96.00 high	single	1	W #11-3
028-32072	7.60	right (curbside)	107.00	up to 96.00 high	single	1	W #11-2
028-32081	9.00	left (roadside)	120.00	greater than 96.00 high	single	1	W #11-3
028-32082	9.00	right (curbside)	120.00	greater than 96.00 high	single	1	W #11-2

Single Spring Operator Assemblies

FEATURES

- Single counterbalanced spring design available in 36.00", 48.00" and 60.00" spring lengths
- Quick and easy counterbalance spring adjustment with easy calibration to door size and weight for effortless operation
- Springs treated with rust preventative
- Heavy .243 dia spring wire
- Heavy-duty cast aluminum cable drums hold up to 130.00" of cable



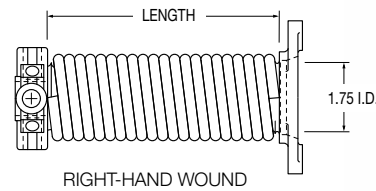
SPECIFICATIONS

part no.	weight (lbs.)	description	shaft length (in.)	spring length (in.)	package	pkg qty	cross reference
027-24101	25.50	shaft, spring, drums, bearing, bracket, and plugs	89.50	36.00	single	1	-
027-24301	27.37	shaft, spring, drums, bearing, bracket, and plugs	89.50	48.00	single	1	-
027-24300	32.37	shaft, spring, drums, bearing, bracket, and plugs	89.50	60.00	single	1	-
027-24100	31.00	shaft, spring, drums, bearing, bracket, and plugs	96.00	36.00	single	1	-
027-24201	28.00	shaft, spring, drums, bearing, bracket, and plugs	96.00	48.00	single	1	-
027-24200	33.00	shaft, spring, drums, bearing, bracket, and plugs	96.00	60.00	single	1	T #59174
027-24202	33.00	shaft, spring, drums, bearing, bracket, and plugs	98.00	60.00	single	1	-

Spring Assembly for Single Spring Operator Assemblies

FEATURES

- .24" wire thickness
- 1.75" inner diameter
- Wire sized and wound for proper tension and long life
- Springs treated with rust preventative
- Includes bolt plug and winding plug wound onto spring for stronger design



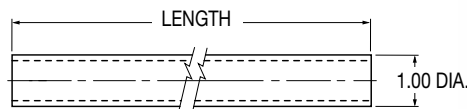
SPECIFICATIONS

part no.	weight (lbs.)	length (in.)	package	pkg qty	cross reference
027-20100	22.00	60.00	single	1	T #51042, W #2701
027-20101	16.50	48.00	single	1	-
027-20102	12.78	36.00	single	1	-

Shafts for Single Spring Operator Assemblies

FEATURES

- Constructed of 1.00" o.d. heavy-duty steel tubing
- Plain finish



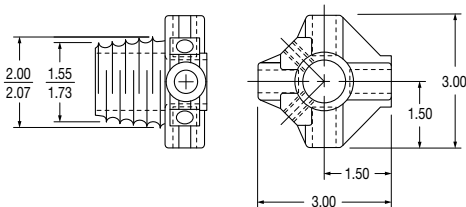
SPECIFICATIONS

part no.	weight (lbs.)	length (in.)	package	pkg qty	cross reference
027-20000	9.00	96.00	single	1	T #51037, T #59290, W #3100, 310000
027-20001	8.37	89.50	single	1	-

Winding Plug for Single Spring Operator Assemblies

FEATURES

- Cast aluminum or cast steel construction
- Provides easy method to adjust spring tension



Cast Aluminum Shown


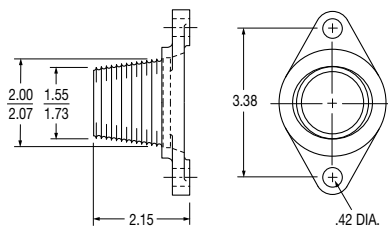
SPECIFICATIONS

part no.	weight (lbs.)	construction	package	pkg qty	cross reference
027-20200	.40	cast aluminum	single	1	T #59158, T #51041, W #4050, 340100
027-20207	1.13	cast steel	single	1	T #59158, T #51041, W #4050, 340100

Bolt Plug (Anchor Plug) for Single Spring Operator Assemblies

FEATURES

- Cast aluminum or cast steel construction



Cast Aluminum Shown

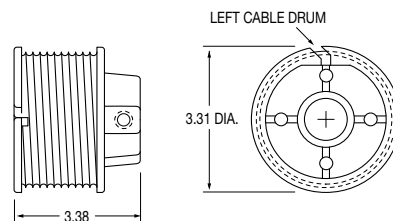
SPECIFICATIONS

part no.	weight (lbs.)	construction	package	pkg qty	cross reference
027-20201	.20	cast aluminum	single	1	T #51043, W #4025, 340000
027-20208	.59	cast steel	single	1	T #51043, W #4025, 340000

Cable Drums for Single Spring Operator Assemblies

FEATURES

- Large die cast cable drums are grooved to prevent cables from binding or wearing prematurely
- Large die cast design
- Angle of cable slot determines left or right drum
- Holds up to 130" door cable
- Cast aluminum construction



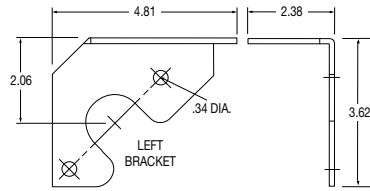
SPECIFICATIONS

part no.	weight (lbs.)	description	package	pkg qty	cross reference
027-20300	.90	left (roadside)	single	1	T #59033-2, T #59129-2, W #4014, 330000
027-20301	.90	right (curbside)	single	1	T #59033-1, T #59129-1, W #4013, 330100

Operator Brackets for Single Spring Operator Assemblies

FEATURES

- Steel construction
- Zinc plated finish



LEFT BRACKET SHOWN (ROADSIDE)

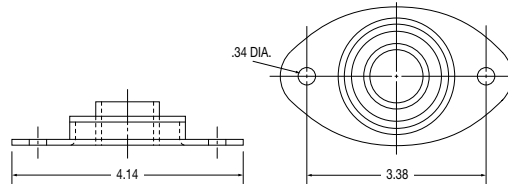
SPECIFICATIONS

part no.	weight (lbs.)	description	package	pkg qty	cross reference
027-20400	.66	left (roadside)	single	1	T #51036-2, W #4028, 360000
027-20401	.66	right (curbside)	single	1	T #51036-1, W #4029, 360100

Bearing and Bracket Plate Assembly

FEATURES

- Zinc plated finish
- 1.00" bearing with operator bracket flange
- Factory installation assures proper bearing alignment



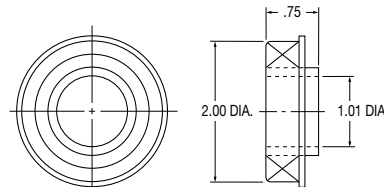
SPECIFICATIONS

part no.	weight (lbs.)	description	package	pkg qty	cross reference
027-20500	.41	bearing and bracket plate assy.	single	1	T #51038, W #4033, 320000

1.00" Bearing

FEATURES

- Steel construction
- Zinc plated finish
- Long lasting ball bearing construction



SPECIFICATIONS


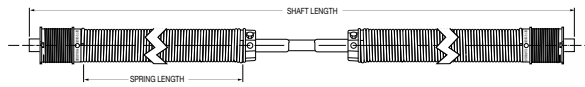
part no.	weight (lbs.)	package	pkg qty	cross reference
027-20530	.21	single	1	T #80701-2, W #10-1025-4

ROLL-UP DOOR HARDWARE – TRACK, OPERATOR & COMPONENTS

Dual Spring Operator Assemblies

FEATURES

- Assemblies include shaft, L.H. and R.H. springs, winding cones, cable drums with bearings, and spring spacers
- Springs treated with rust preventative
- Roadside cable drum is color coded red




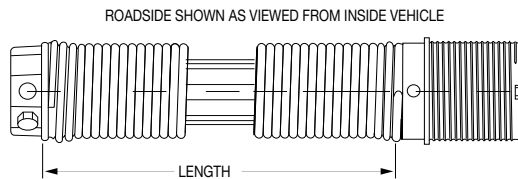
SPECIFICATIONS

part no.	weight (lbs.)	shaft length (in.)	spring length (in.)	wire dia (in.)	winding cone color code	package	pkg qty
027-24400	35.10	87.00	33.00	.182	green	single	1
027-24401	34.47	93.00	33.00	.182	green	single	1
027-24416	33.50	96.00	33.00	.182	green	single	1
027-24402	33.04	87.00	35.00	.187	white	single	1
027-24403	33.60	93.00	35.00	.187	white	single	1
027-24417	34.00	96.00	35.00	.187	white	single	1

Spring Assemblies for Dual Spring Operator Assemblies

FEATURES

- 1.188 inner diameter
- Springs treated with rust preventative
- Includes cable drum and bearing assembly, winding cone wound onto spring for stronger design, and internal spring spacer
- Roadside cable drum is color coded red



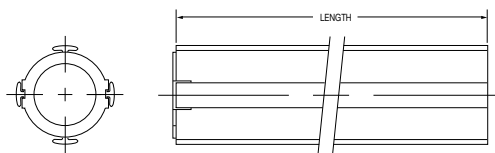
SPECIFICATIONS

part no.	weight (lbs.)	application	wire thickness (in.)	spring length (in.)	winding cone color code	package	pkg qty	cross reference
027-20112	11.25	curbside -R.H. wound	.182	33.00	green	single	1	-
027-20113	11.25	roadside -L.H. wound	.182	33.00	green	single	1	-
027-20114	11.50	curbside -R.H. wound	.187	35.00	white	single	1	2807
027-20115	11.50	roadside -L.H. wound	.187	35.00	white	single	1	2806

Spring Spacer for Dual Spring Operator Assemblies

FEATURES

- Extruded PVC construction with zinc plated thrust washer



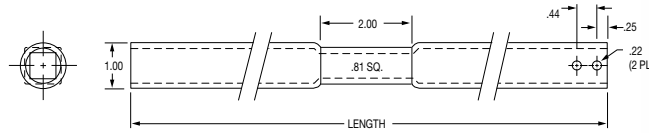
SPECIFICATIONS

part no.	weight (lbs.)	length	package	pkg qty	cross reference
027-20126	1.00	33.00	single	1	2471
027-20127	1.07	35.00	single	1	2471

Dual Spring Shafts

FEATURES

- Constructed of 1.00" outside diameter heavy-duty steel tubing
- Holes drilled in one end only for cotter pins, with other end not drilled for flexibility



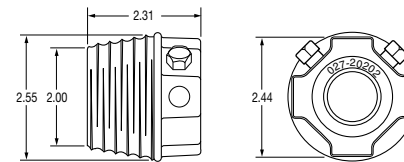
SPECIFICATIONS

part no.	weight (lbs.)	length (in.)	finish	package	pkg qty	cross reference
027-20003	8.18	87.00	plain	single	1	W #2528
027-20004	8.74	93.00	plain	single	1	W #2528
027-20010	9.02	96.00	plain	single	1	-

Winding Cone - Dual Spring Operator

FEATURES

- Zinc die cast construction



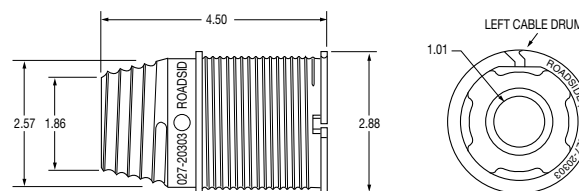
SPECIFICATIONS

part no.	weight (lbs.)	package	pkg qty	cross reference
027-20202	.89	single	1	W #2518

Cable Drum and Bearing Assembly for Dual Spring Operator

FEATURES

- Black nylon material
- Includes bearing
- Cable drums are grooved to prevent cables from binding or wearing prematurely
- Angle of cable slot determines left or right drum



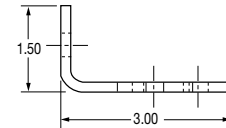
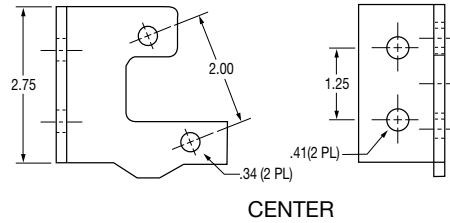
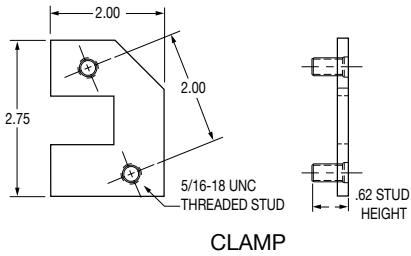
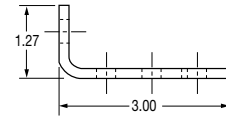
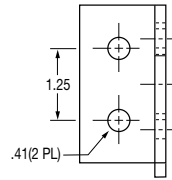
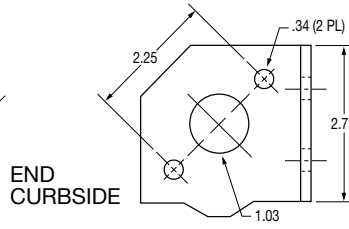
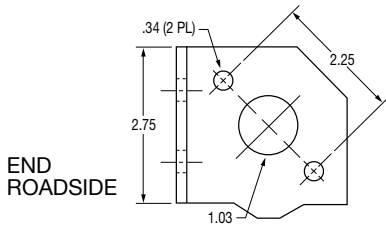

SPECIFICATIONS

part no.	weight (lbs.)	description	color code	package	pkg qty	cross reference
027-20303	.58	left (roadside)	red	single	1	2547
027-20304	.58	right (curbside)		single	1	2548

Balancer Brackets for Dual Spring Operator

FEATURES

- Steel construction
- Plain finish
- Clamp includes nuts



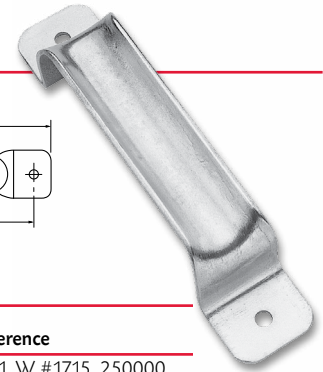
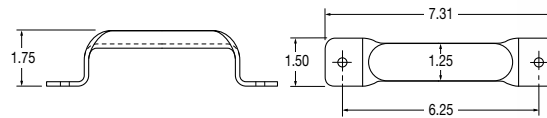
SPECIFICATIONS

part no.	weight (lbs.)	description	package	pkg qty	cross reference
027-20307	.49	balancer bracket - end roadside	single	1	W #2524
027-20308	.49	balancer bracket - end curbside	single	1	W #2523
027-20305	.41	balancer bracket - center	single	1	W #2525
027-20306	.22	balancer bracket - clamp	single	1	W #2526

Heavy-Duty Lift Handle

FEATURES

- Heavy-duty, wide grip design
- Zinc plated, powder coated, or RoadKote finish



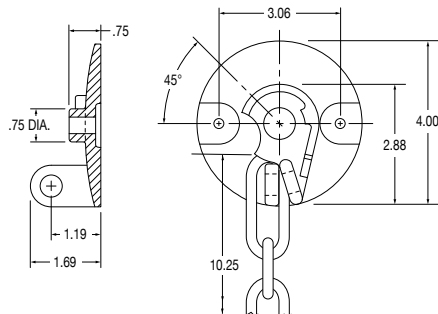
SPECIFICATIONS

part no.	weight (lbs.)	finish	package	pkg qty	cross reference
025-10311	.45	zinc	single	1	T #61401, W #1715, 250000
025-10330	.50	RoadKote/powder coat	single	1	T #61401, W #1715, 250000
025E10311	.46	RoadKote	single	1	-

Safety Chain Keeper

FEATURES

- Adds additional security to your door
- Spring loaded cast steel
- Zinc plated finish



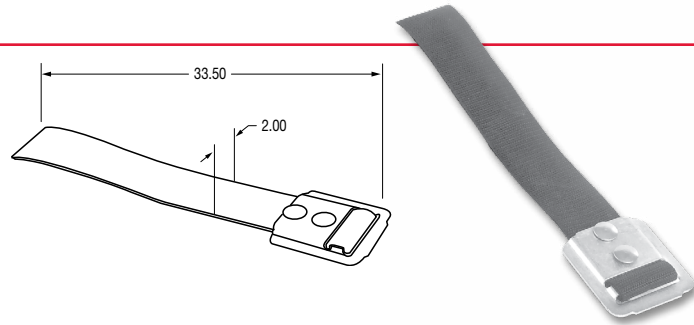
SPECIFICATIONS

part no.	weight (lbs.)	description	package	pkg qty	cross reference
025-10600	2.25	keeper and chain	bulk set	1	T #69020 and W #4132
025-10601	1.75	keeper only	single	1	T #61223 and W #4110
025-10602	.50	zinc chain only	single	1	T #61229 and W #4126

Pull Strap Assemblies

FEATURES

- Durable 2.00" wide, black nylon construction for added strength and durability
- Custom lengths available
- Assemblies available with 025-10331, 025-10432, or 025E10432 H.D. pull strap retainer (below)



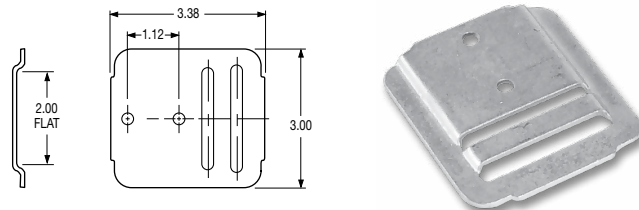
SPECIFICATIONS

part no.	weight (lbs.)	description	retainer and rivet finish	package	pkg qty	cross reference
025-10402	.35	15.50" assembly	zinc, zinc rivets	single	1	257000
025-10403	.33	29.50" assembly	zinc, zinc rivets		single	1 -
025E10402	.25	15.50" assembly	RoadKote, zinc rivets		single	1 -
025E10403	.35	29.50" assembly	RoadKote, zinc rivets		single	1 -
025-10334	.33	33.50" assembly	RoadKote/powder coat, zinc rivets	single	1	-
025-10335	.33	33.50" assembly	RoadKote/powder coat, stainless steel rivets	single	1	-
025-10420	.10	18" strap only	n/a	single	1	T #80844
025-10421	.15	32" strap only	n/a	single	1	-

Heavy-Duty Pull Strap Retainer

FEATURES

- 3.00" x 3.00" construction
- Zinc plated, RoadKote or RoadKote/powder coat
- Standard retainer used on all roll-up doors and bottom panels with pull straps



SPECIFICATIONS

part no.	weight (lbs.)	finish	package	pkg qty	cross reference
025-10331	.20	RoadKote/powder coat	single	1	T #69832, W#4040
025-10432	.20	zinc	single	1	T #69832, W#4040
025E10432	.219	RoadKote	single	1	-

Nylon Belting (100 Yard Roll)

FEATURES

- 2.00" wide black nylon construction for added strength and durability



SPECIFICATIONS

part no.	weight (lbs.)	package	pkg qty
025-10430	7.80	single	1


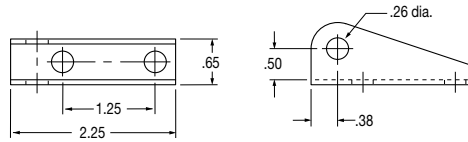
Cable Anchor Bracket

APPLICATION


- Allows proper rotation of cable head

FEATURES

- Steel construction
- Zinc plated or RoadKote finish



SPECIFICATIONS

part no.	weight (lbs.)	description	finish	package	pkg qty	cross reference
025-10300	.08	bracket	zinc	single	1	T #61204, W #4004, 240000
025-10300-10	.80	bracket	zinc	retail pack 	10	-
025E10300	.09	bracket	RoadKote	single	1	-

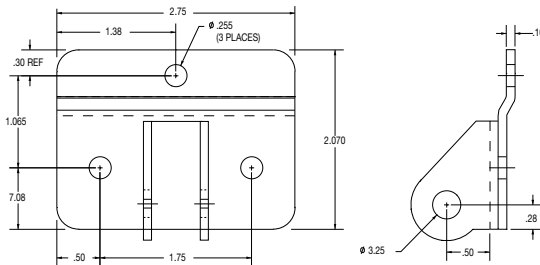
Heavy-Duty Cable Anchor Bracket

APPLICATION

- Allows proper rotation of cable head on flush mount 2" roller doors

FEATURES

- Steel construction
- RoadKote finish



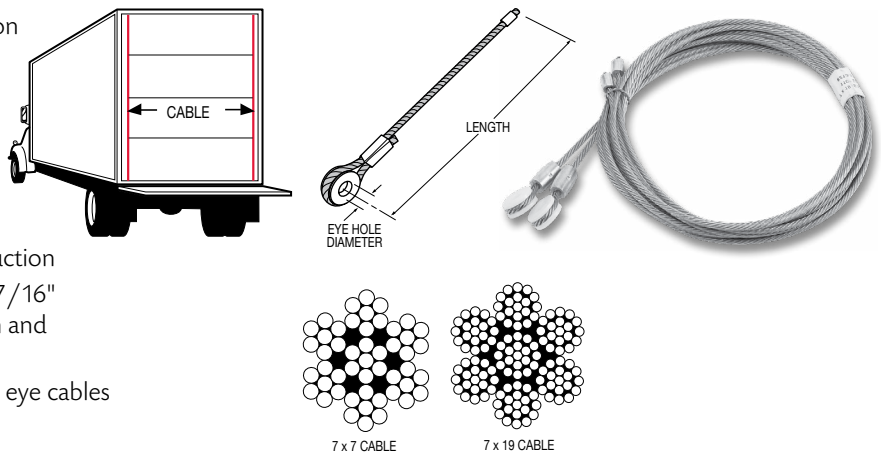
SPECIFICATIONS

part no.	weight (lbs.)	description	finish	package	pkg qty	cross reference
025-10301	.23	bracket	black	single	1	W #5803

Roll-Up Door Cables

FEATURES






- Stainless steel or galvanized construction
- Part number represents one pair of cables in a plastic bag
- Three standard eye hole diameters: .27 (1/4"), .34 (5/16"), and .45 (7/16")
- .125" diameter, 7 x 7 or heavy-duty 7 x 19 aircraft cable construction
- Nylon eye ends are used on 1/4" and 7/16" eye cables which give superior strength and corrosion resistance
- Aluminum eye ends are used on 5/16" eye cables



SPECIFICATIONS FOR STANDARD CABLES

part no.	weight (lbs.)	cable length (in.)	cable eye	cable construction	package	pkg qty	cross reference
025-01426	.54	97.00	1/4	7 x 19 stainless	retail pack	1 pair	W #4020-1
025-01065	.51	97.00	1/4	7 x 7 galvanized	retail pack	1 pair	-
025-01427	.64	97.00	5/16	7 x 19 stainless	retail pack	1 pair	W #1-7
025-01037	.62	97.00	5/16	7 x 7 galvanized	retail pack	1 pair	-
025-01430	.60	105.00	1/4	7 x 19 stainless	retail pack	1 pair	W #4020-1
025-01076	.60	105.00	1/4	7 x 7 galvanized	retail pack	1 pair	-
025-01431	.68	105.00	5/16	7 x 19 stainless	retail pack	1 pair	-
025-01067	.56	105.00	5/16	7 x 7 galvanized	retail pack	1 pair	-
025-01434	.62	110.00	1/4	7 x 19 stainless	retail pack	1 pair	W #4020-1
025-01029	.62	110.00	1/4	7 x 7 galvanized	retail pack	1 pair	-
025-01435	.71	110.00	5/16	7 x 19 stainless	retail pack	1 pair	W #1-8
025-01078	.67	110.00	5/16	7 x 7 galvanized	retail pack	1 pair	-
025-01438	.62	115.00	1/4	7 x 19 stainless	retail pack	1 pair	T #59004, W #4020-1
025-01031	.58	115.00	1/4	7 x 7 galvanized	retail pack	1 pair	-
025-01439	.70	115.00	5/16	7 x 19 stainless	retail pack	1 pair	-
025-01088	.70	115.00	5/16	7 x 7 galvanized	retail pack	1 pair	-
025-01442	.70	120.00	1/4	7 x 19 stainless	retail pack	1 pair	T #59003, W #4020-1
025-01069	.70	120.00	1/4	7 x 7 galvanized	retail pack	1 pair	-
025-01443	.75	120.00	5/16	7 x 19 stainless	retail pack	1 pair	-
025-01070	.75	120.00	5/16	7 x 7 galvanized	retail pack	1 pair	-
025-01446	.66	125.00	1/4	7 x 19 stainless	retail pack	1 pair	T #59003, W #4020-1
025-01074	.66	125.00	1/4	7 x 7 galvanized	retail pack	1 pair	-
025-01447	.80	125.00	5/16	7 x 19 stainless	retail pack	1 pair	W #1-1
025-01039	.77	125.00	5/16	7 x 7 galvanized	retail pack	1 pair	-
025-01450	.72	130.00	1/4	7 x 19 stainless	retail pack	1 pair	T #59003
025-01035	.67	130.00	1/4	7 x 7 galvanized	retail pack	1 pair	-
025-01451	.79	130.00	5/16	7 x 19 stainless	retail pack	1 pair	W #1-4
025-01123	.77	130.00	5/16	7 x 7 galvanized	retail pack	1 pair	-


SPECIFICATIONS FOR MISCELLANEOUS CABLES

part no.	weight (lbs.)	cable length (in.)	cable eye	cable construction	package	pkg qty	cross reference
025-01053	.70	105.00	7/16	7 x 7 galvanized	retail pack 	1 pair	W #T112-1
025-01055	.70	110.00	7/16	7 x 7 galvanized	retail pack 	1 pair	-
025-01057	.72	115.00	7/16	7 x 7 galvanized	retail pack 	1 pair	W #T112-2
025-01059	.75	125.00	7/16	7 x 7 galvanized	retail pack 	1 pair	W #T112-3
025-01075	.80	130.00	7/16	7 x 7 galvanized	retail pack 	1 pair	-


Beverage Body Roll-Up Door Cable

FEATURES

- Part number represents one pair of cables
- Zinc plated tear drop




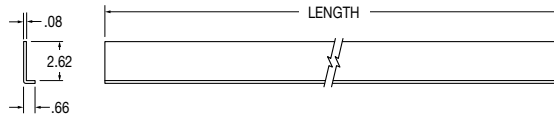
SPECIFICATIONS FOR STANDARD CABLES

part no.	weight (lbs.)	cable length (in.)	cable eye	cable construction	package	pkg qty
025-01575	.57	110.00	1/4	7 x 7 galvanized	retail pack 	1

Bottom Seal Retainer Angle for 1" Roller Door

FEATURES

- Galvanized steel construction for extra strength and corrosion resistance
- Fits both standard and heavy-duty bottom seals
- Pre-punched holes for added convenience





SPECIFICATIONS

part no.	weight (lbs.)	length (in.)	package	pkg qty	cross reference
026-40018	5.69	84.00	single	1	T #61191, W #4034, 260000
026-40019	6.07	90.00	single	1	T #61191, W #4034, 260000
026-40007	6.50	96.00	single	1	T #61191, W #4034, 260000

Bottom Seal for Flush Mount 2" Roller Door

FEATURES

- Flexible PVC material



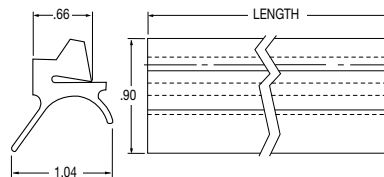
SPECIFICATIONS

part no.	weight (lbs.)	package	pkg qty	cross reference
026-40027	1.67	single	1	W #1676

Standard Bottom Seal for Recessed 1" Roller Door

FEATURES

- Extruded from long lasting rubber
- Prevents dirt and moisture from entering cargo bay




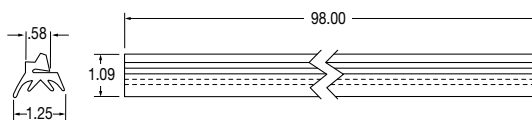
SPECIFICATIONS

part no.	weight (lbs.)	length (in.)	package	pkg qty	cross reference
026-40001	1.00	98.00	single	1	T #80840, W #3257, 610200

Heavy-Duty Bottom Seal for Recessed 1" Roller Door

FEATURES

- Extruded from long lasting rubber
- Provides maximum protection from dirt and moisture entering into cargo area



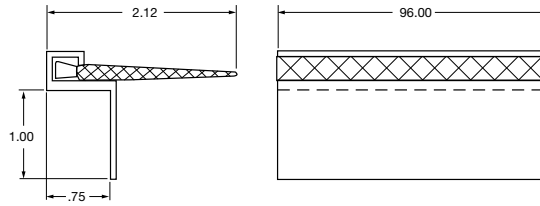
SPECIFICATIONS

part no.	weight (lbs.)	length (in.)	package	pkg qty	cross reference
026-40010	2.50	98.00	single	1	T #89204

Standard Head Seal and Retainer for Recessed 1" Roller Door

FEATURES

- Retainer extrusion is constructed of high quality aluminum
- Seal molded from long lasting rubber
- Renders easy replacement of top seal without damaging extrusion
- Seal protects cargo area from dirt and moisture
- Panel mounted seal reduces wear and lasts longer



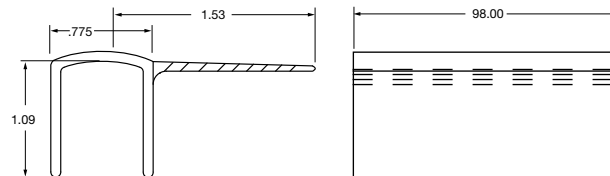
SPECIFICATIONS

part no.	weight (lbs.)	description	length (in.)	package	pkg qty	cross reference
026-40204	3.13	head seal assembly	96.00	single	1	T #70001, W #4032
026-40202	2.00	head seal retainer extrusion only	96.00	single	1	T #69790, 500000
026-40200	1.13	head seal only	96.00	single	1	T #69718, 630300

PolyTrak Head Seal and Retainer

FEATURES

- Seal molded from long lasting rubber
- Renders easy replacement of top seal
- Seal protects cargo area from dirt and moisture
- Panel mounted seal reduces wear and lasts longer




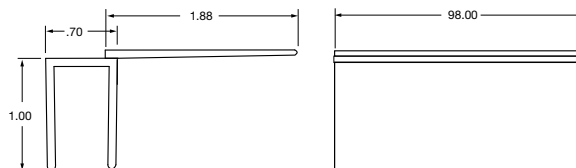
SPECIFICATIONS

part no.	weight (lbs.)	description	length (in.)	package	pkg qty	cross reference
026-40210	2.00	head seal assembly	96.00	single	1	T #70001, W #4032

ToughTrak Head Seal and Retainer

FEATURES

- Seal molded from long lasting rubber
- Renders easy replacement of top seal
- Seal protects cargo area from dirt and moisture
- Panel mounted seal reduces wear and lasts longer



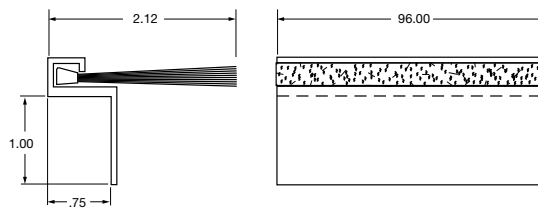
SPECIFICATIONS

part no.	weight (lbs.)	description	length (in.)	package	pkg qty
026-40300	2.00	head seal assembly	98.00	single	1

Brush Head Seal and Retainer

FEATURES

- Nylon brush seals out dust better than rubber or vinyl
- Lasts longer and wears better because brush seal will not crack or dry out
- Top panel mounted for easy installation
- Retainer extrusion is constructed of high quality aluminum



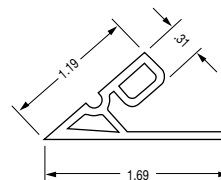
SPECIFICATIONS

part no.	weight (lbs.)	length (in.)	description	package	pkg qty	cross reference
026-40208	3.15	96.00	brush head seal assembly	single	1	-
026-40202	2.00	96.00	head seal retainer	single	1	T #69790, 500000
026-40206	1.15	96.00	brush seal only	single	1	-

Standard Side Seal for Recessed 1" Roller Door

FEATURES

- Extruded from long lasting rubber
- Seal protects cargo area from dirt and moisture
- Used with standard J channel vertical angle with 1.00" track
- 116.00" length



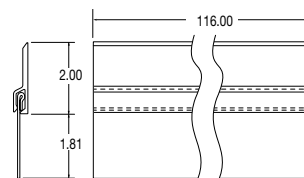
SPECIFICATIONS

part no.	weight (lbs.)	package	pkg qty	cross reference
026-40410	1.30	single	1	T #69840, W #4019, 620200

Side Seal Secondary

FEATURES

- Heavy-duty side seal assembly with replaceable rubber seal mounts externally to outside frame for easy installation.
- Seal molded from nylon reinforced long lasting rubber
- Retainer extrusion is constructed of high quality aluminum
- 116.00" length



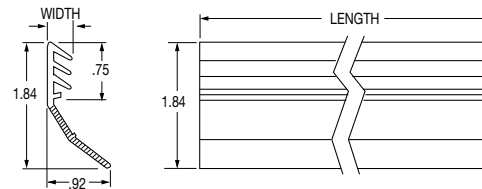
SPECIFICATIONS

part no.	weight (lbs.)	description	package	pkg qty	cross reference
026-40600	4.08	side seal assembly	single	1	T #70105
026-40602	3.10	side seal retainer extrusion only	single	1	-
026-40601	.98	side seal only	single	1	-

Dual Durometer Side Seal

FEATURES

- Allows for easy door operation
- Seal protects cargo area from dirt and moisture
- Will not bunch up as bottom panel goes around top curve
- Co-extruded using rigid PVC backing with flexible PVC seal against the door
- For use with right angle vertical track
- Fits only right angle vertical track assembly




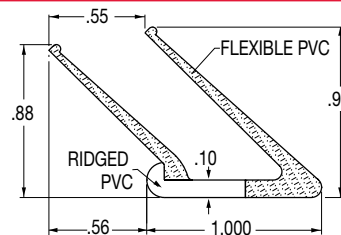
SPECIFICATIONS

part no.	weight (lbs.)	length (in.)	width (in.)	package	pkg qty
026-40400	1.66	116.00"	.34"	single	1
026-40401	1.60	114.00"	.55"	single	1

Reefer Side Seal

FEATURES

- Co-extruded using PVC backing with flexible PVC seal against the door




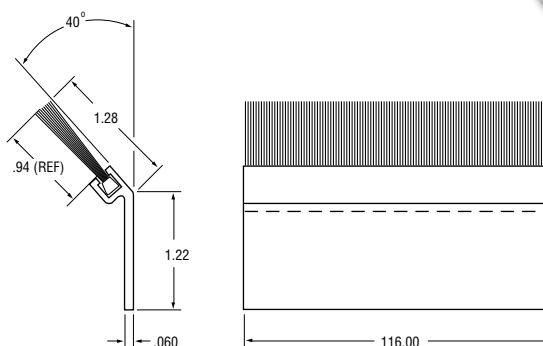
SPECIFICATIONS

part no.	weight (lbs.)	length (in.)	package	pkg qty	cross reference
026-40402	1.48	98.00"	single	1	W # 7470

Brush Side Seal and Retainer

FEATURES

- Nylon brush seals out dust and moisture better than rubber
- Lasts longer and wears better because brush seal will not crack or warp like rubber
- Mounts outside of door against frame post for easy installation
- Retainer extrusion is constructed of high quality aluminum
- 116.00" length



SPECIFICATIONS


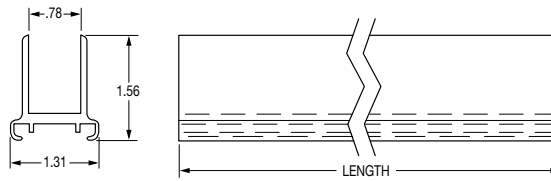
part no.	weight (lbs.)	description	package	pkg qty
026-40702	1.84	brush side seal assembly	single	1

ROLL-UP DOOR HARDWARE – SEALS & RETAINERS

U Channel Seal Retainer for Flush Mount 2" Roller Door

FEATURES

- Aluminum extrusion construction



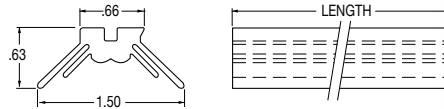
SPECIFICATIONS

part no.	weight (lbs.)	length	package	pkg qty	cross reference
026-40026	4.18	96.00"	single	1	W #1801
026-40029	4.30	98.00"	single	1	-

Offset Bottom Seal for Flush Mount 2" Roller Door

FEATURES

- Co-extruded using rigid PVC backing with flexible PVC seal
- To be used with the offset U channel retainer only, part number 026-40037 or 026-40039




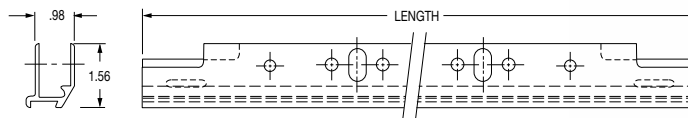
SPECIFICATIONS

part no.	weight (lbs.)	length (in.)	package	pkg qty
026-40045	1.28	98.00	single	1

Offset U Channel Seal Retainer for Flush Mount 2" Roller Door

FEATURES

- Aluminum extrusion construction
- Retainer is offset to allow header clearance with seal when door is in open position.



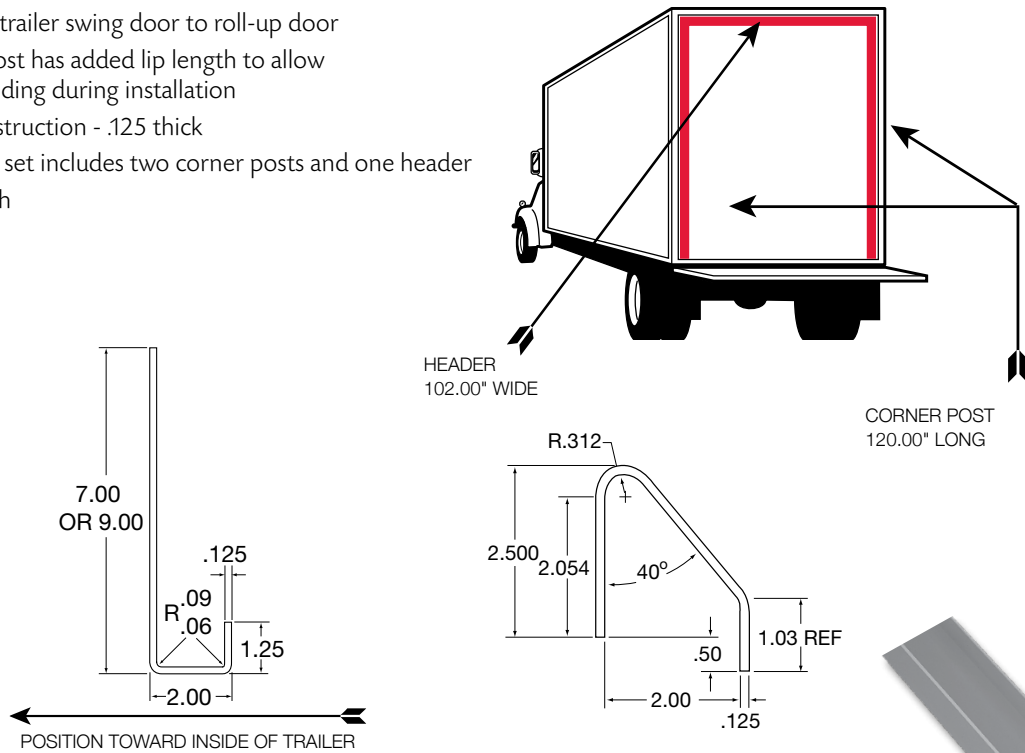
SPECIFICATIONS

part no.	weight (lbs.)	length (in.)	package	pkg qty	cross reference
026-40037	3.76	96.00	single	1	W #8280
026-40039	4.00	98.00	single	1	-

Rear Frame Conversion Bulk Sets - 2" Width


FEATURES

- Converts trailer swing door to roll-up door
- Corner post has added lip length to allow easier welding during installation
- Steel construction - .125 thick
- Each bulk set includes two corner posts and one header
- Plain finish

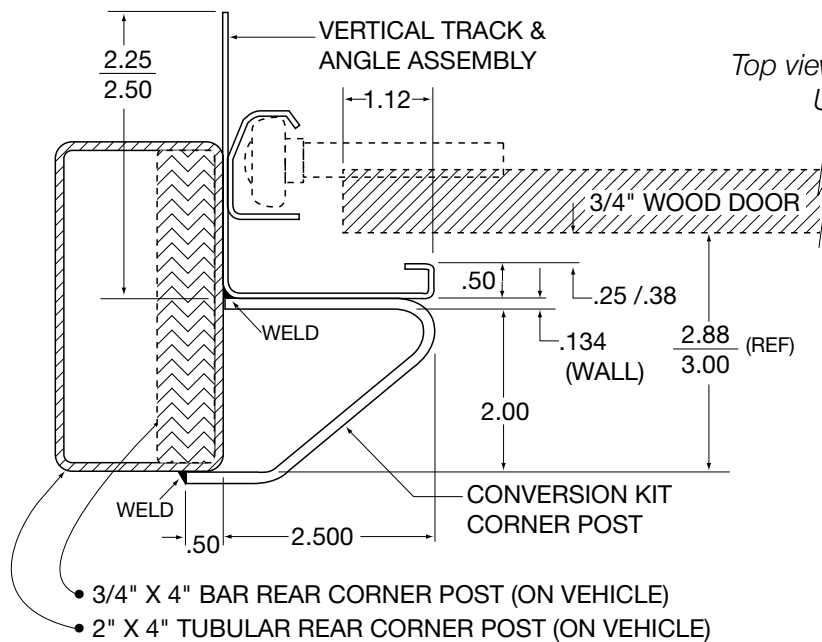


SPECIFICATIONS

part no.	weight (lbs.)	description	package	pkg qty
025-60407	89.22	conversion with 7" header - 2" wide	bulk set	1
025-60409	103.35	conversion with 9" header - 2" wide	bulk set	1
025-60410	26.82	corner post only - 2" wide x 120" long	single	1
025-60411	35.58	7" header only - 2" wide x 102" long	single	1
025-60412	48.90	9" header only - 2" wide x 102" long	single	1



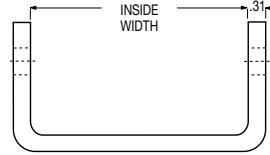
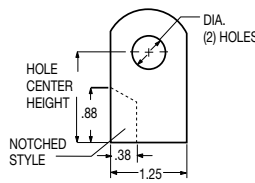
ROLL-UP DOOR CONVERSION KIT



One-Piece Weld-On Hinge Butts

FEATURES

- .31" hot rolled steel stamping
- Plain, zinc plated, or stainless steel available
- Straight type or notched type available
- Optional hardware available - see hinge pins on pages 147-148



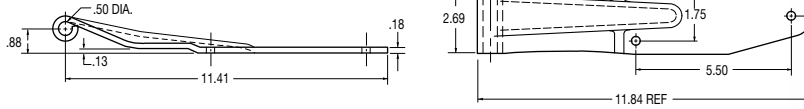
SPECIFICATIONS

part no.	weight (lbs.)	style	construction	hole dia.	inside width (in.)	height to hole center (in.)	rec. hinge	package	pkg qty	cross reference
023-00583	.61	notched	matte stainless steel	.51	2.88	1.75	022-00888, 022-00889	single	1	Dorsey
023-00586	.80	notched	matte stainless steel	.51	2.88	2.12	-	single	1	Dorsey
023-00585	.80	straight	matte stainless steel	.51	2.88	1.25	-	single	1	Dorsey
023-01569	.70	notched	plain steel	.51	2.88	2.12	-	single	1	Dorsey
023-00639	.84	straight	zinc plated	.51	4.25	1.12	022-00030	single	1	Miller
023-00641	.92	straight	zinc plated	.51	4.25	1.75	-	single	1	Miller
023-00642	.76	straight	zinc plated	.51	3.25	1.50	022-00490	single	1	Strick
023-00645	.64	notched	zinc plated	.51	4.25	1.12	022-00614	single	1	Kentucky
023-00652	.65	straight	plain steel	.51	2.88	1.25	-	single	1	Dorsey
023-00659	.64	notched	plain steel	.51	4.25	1.12	-	single	1	-
023-00660	.86	straight	plain steel	.51	2.88	2.13	-	single	1	Dorsey
023-00662	.60	notched	plain steel	.51	2.88	1.75	022-00888, 022-00889	single	1	Dorsey
023-00664	.62	notched	zinc plated	.51	4.25	1.38	023-00559	single	1	#HB-1156-6
023-00669	.54	notched	plain steel	.51	3.00	1.38	022-00975, 022-01047, 022-01105, 022-01182	single	1	Wabash
023-00674	.54	notched	zinc plated	.51	4.25	1.88	023-00557	single	1	Fruehauf
023-00675	.50	straight	zinc plated	.51	2.25	1.13	022-00013	single	1	Fruehauf
023-00678	.58	notched	plain steel	.63	3.00	1.63	023-00940	single	1	Trailmobile
021-00308	.50	notched	s.s cast	.51	3.00	1.38	022-00975, 022-01047, 022-01182	single	1	Wabash

Dorsey Style Three-Hole Hinge

FEATURES

- Steel stamping
- Zinc plated finish




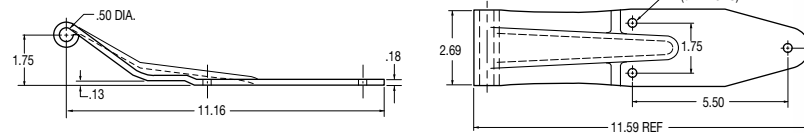
SPECIFICATIONS

part no.	weight (lbs.)	recommended hinge pin	package	pkg qty	cross reference
022-00391	1.70	997-98022	single	1	Dorsey #4101482

Dorsey Style Three-Hole Hinge

FEATURES

- Steel stamping
- Zinc plated finish




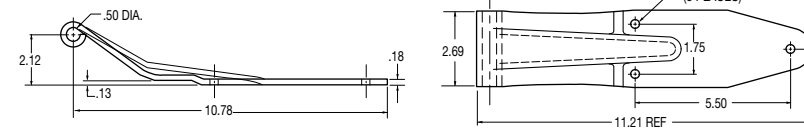
SPECIFICATIONS

part no.	weight (lbs.)	recommended hinge pin	package	pkg qty	cross reference
022-00392	1.70	997-98022	single	1	Dorsey #4101481

Dorsey Style Three-Hole Hinge

FEATURES

- Steel stamping
- Zinc plated finish



SPECIFICATIONS

part no.	weight (lbs.)	recommended hinge pin	package	pkg qty	cross reference
022-00393	1.75	997-98022	single	1	Dorsey #5609022


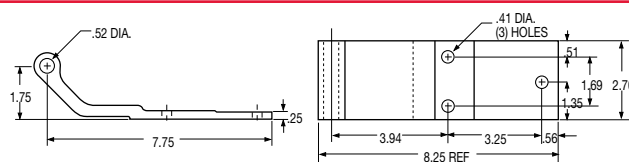
Dorsey Style Three-Hole Hinge

FEATURES

- Aluminum extrusion

ORDER DETAILS

- Orders in multiples of 10 shipped in shelf-ready box



SPECIFICATIONS

part no.	weight (lbs.)	recommended hinge butt	recommended hinge pin	package	pkg qty	cross reference
022-00889	.83	023-00662	997-98022	single	1	Dorsey #2810919

SWING DOOR – BUTTS, HINGES & PINS


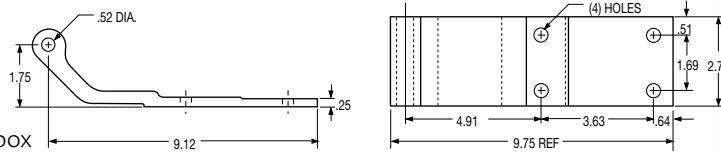
Dorsey Style Four-Hole Hinge

FEATURES

- Aluminum extrusion

ORDER DETAILS

- Orders in multiples of 10 shipped in shelf-ready box




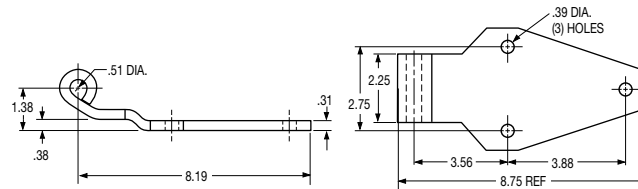
SPECIFICATIONS

part no.	weight (lbs.)	recommended hinge butt	recommended hinge pin	package	pkg qty	cross reference
022-00888	1.14	023-00662	997-98022	single	1	Dorsey #2810093

Fruehauf Style Three-Hole Hinge

FEATURES

- Steel stamping
- Zinc plated finish



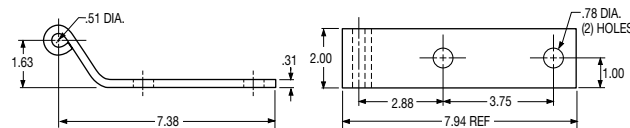
SPECIFICATIONS

part no.	weight (lbs.)	package	pkg qty	cross reference
022-00007	2.40	single	1	Fruehauf #DCA-02-42

Fruehauf Style Two-Hole Hinge

FEATURES

- Steel stamping
- Zinc plated finish



SPECIFICATIONS

part no.	weight (lbs.)	description	package	pkg qty	cross reference
022-00013	1.75	door hinge	single	1	Fruehauf #DXA-0687

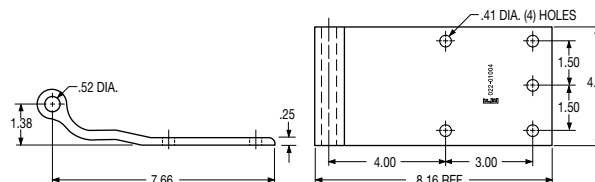
Fruehauf Style Five-Hole Hinge

FEATURES

- Aluminum extrusion

ORDER DETAILS

- Orders in multiples of 10 shipped in shelf-ready box



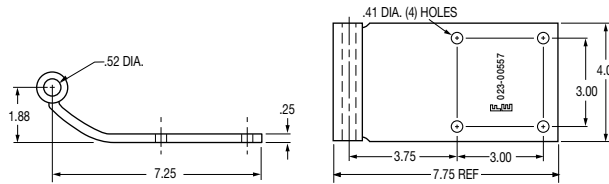
SPECIFICATIONS

part no.	weight (lbs.)	recommended hinge pin	package	pkg qty	cross reference
022-01004	1.02	997-98017	single	1	Fruehauf BCF004678001, Fruehauf #DBA00158300

Fruehauf Style Four-Hole Hinge (Radius Offset)

FEATURES

- Steel construction
- Zinc plated finish



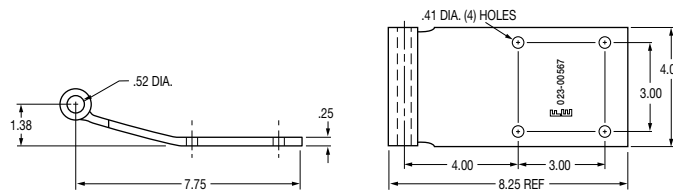
SPECIFICATIONS

part no.	weight (lbs.)	recommended hinge pin	package	pkg qty	cross reference
023-00557	2.80	997-98017	single	1	Fruehauf #DCE-8681-1

Fruehauf Style Four-Hole Hinge (Straight Offset)

FEATURES

- Steel construction
- Zinc plated finish



SPECIFICATIONS

part no.	weight (lbs.)	recommended hinge pin	package	pkg qty	cross reference
023-00567	2.66	997-98017	single	1	Fruehauf #DCF-3980-1

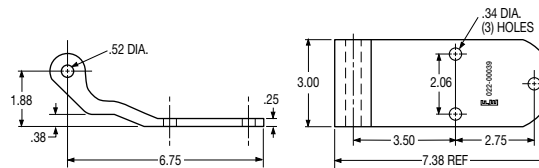
Gindy Style Three-Hole Hinge

FEATURES

- Aluminum extrusion

ORDER DETAILS

- Orders in multiples of 10 shipped in shelf-ready box



SPECIFICATIONS

part no.	weight (lbs.)	package	pkg qty	cross reference
022-00039	1.00	single	1	Gindy #H04-B01073


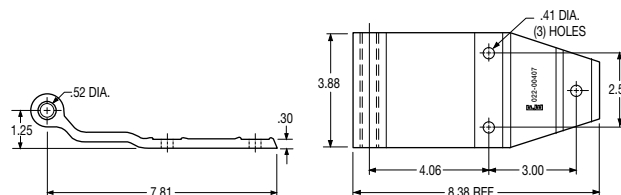
Great Dane Style Three-Hole Hinge

FEATURES

- Aluminum extrusion
- With insert

ORDER DETAILS

- Orders in multiples of 10 shipped in shelf-ready box



SPECIFICATIONS

part no.	weight (lbs.)	recommended hinge pin	package	pkg qty	cross reference
022-00407	1.19	997-98027	single	1	Great Dane #31801018

SWING DOOR – BUTTS, HINGES & PINS

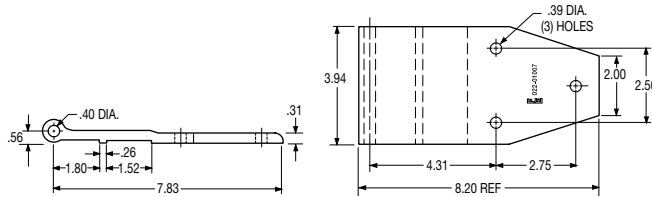
Great Dane Style Three-Hole Hinge

FEATURES

- Aluminum extrusion

ORDER DETAILS

- Orders in multiples of 10 shipped in shelf-ready box



SPECIFICATIONS

part no.	weight (lbs.)	recommended hinge pin	package	pkg qty	cross reference
022-01007	.90	997-98015	single	1	Great Dane #15152

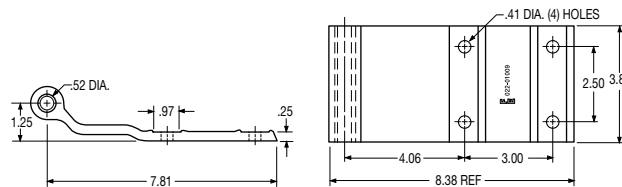
Great Dane Style Four-Hole Hinge

FEATURES

- Aluminum extrusion
- With insert

ORDER DETAILS

- Orders in multiples of 10 shipped in shelf-ready box



SPECIFICATIONS

part no.	weight (lbs.)	recommended hinge pin	package	pkg qty	cross reference
022-01009	1.19	997-98027	single	1	Great Dane #027-14488

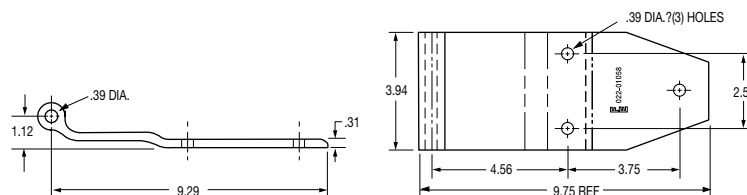
Great Dane Style Three-Hole Hinge

FEATURES

- Aluminum extrusion

ORDER DETAILS

- Orders in multiples of 10 shipped in shelf-ready box



SPECIFICATIONS

part no.	weight (lbs.)	recommended hinge pin	package	pkg qty	cross reference
022-01058	1.16	997-98015	single	1	Great Dane #47563


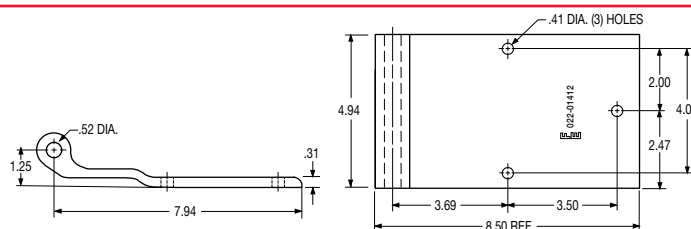
Great Dane Style Three-Hole Hinge

FEATURES

- Aluminum extrusion

ORDER DETAILS

- Orders in multiples of 10 shipped in shelf-ready box



SPECIFICATIONS

part no.	weight (lbs.)	recommended hinge pin	package	pkg qty	cross reference
022-01412	1.61	-	single	1	Great Dane #43000124

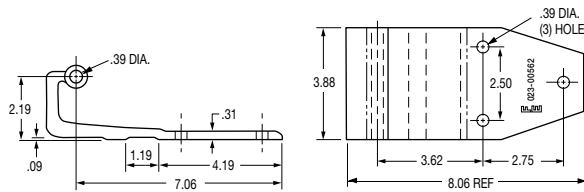
Great Dane Style Three-Hole Hinge (Reefer)

FEATURES

- Aluminum extrusion

ORDER DETAILS

- Orders in multiples of 10 shipped in shelf-ready box



SPECIFICATIONS

part no.	weight (lbs.)	recommended hinge pin	package	pkg qty	cross reference
023-00562	1.40	997-98015	single	1	Great Dane #08206

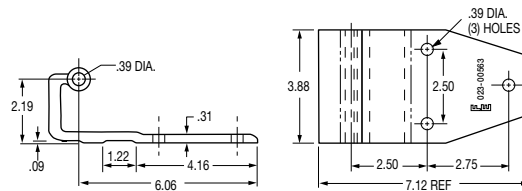
Great Dane Style Three-Hole Hinge (Dry Freight)

FEATURES

- Aluminum extrusion

ORDER DETAILS

- Orders in multiples of 10 shipped in shelf-ready box



SPECIFICATIONS

part no.	weight (lbs.)	recommended hinge pin	package	pkg qty	cross reference
023-00563	1.20	997-98015	single	1	Great Dane #08138

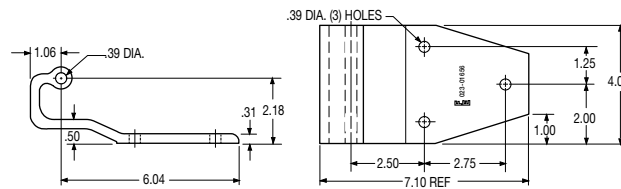
Great Dane Style Three-Hole Hinge

FEATURES

- Aluminum extrusion

ORDER DETAILS

- Orders in multiples of 10 shipped in shelf-ready box



SPECIFICATIONS

part no.	weight (lbs.)	recommended hinge pin	package	pkg qty	cross reference
023-01656	1.20	997-98015	single	1	Great Dane #42500813

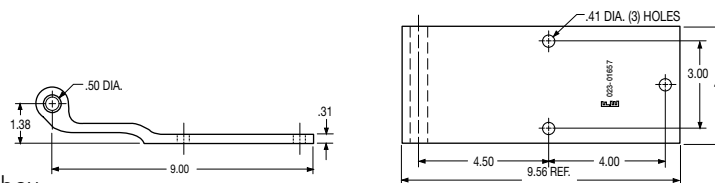
Hyundai Style Three-Hole Hinge

FEATURES

- Aluminum extrusion
- With insert

ORDER DETAILS

- Orders in multiples of 10 shipped in shelf-ready box



SPECIFICATIONS

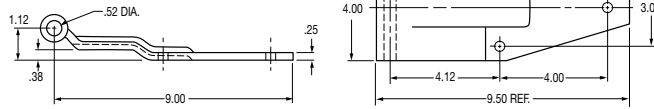
part no.	weight (lbs.)	package	pkg qty	cross reference
023-01657	1.51	single	1	Hyundai TRR7000C-AH and #20003977

SWING DOOR – BUTTS, HINGES & PINS

Kentucky Style Three-Hole Hinge

FEATURES

- Steel construction
- Zinc plated finish
- Reinforcing rib




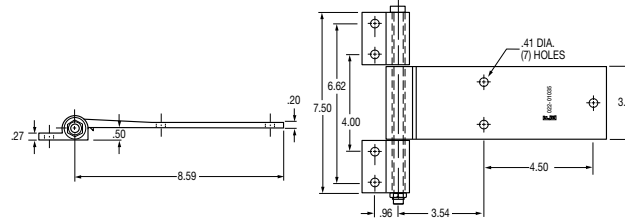
SPECIFICATIONS

part no.	weight (lbs.)	recommended hinge butt	recommended hinge pin	package	pkg qty	cross reference
022-00614	2.70	023-00645	997-98017	single	1	Kentucky #2906, Eberhard #A1-5984-50

Kentucky Style "Side Door" Hinge Assembly and Components

FEATURES

- Aluminum extrusions
- With inserts




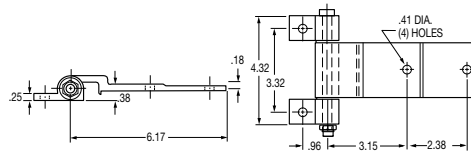
SPECIFICATIONS

part no.	weight (lbs.)	description	package	pkg qty	cross reference
022-01035	1.47	assembly	single	1	Kentucky #6616396000
022-01092	0.71	hinge strap only	single	1	-
022-01093	0.23	hinge butt only - two bolt	single	1	-

Kentucky Style "Belly Box" Hinge Assembly and Components

FEATURES

- Aluminum extrusions
- With inserts



SPECIFICATIONS

part no.	weight (lbs.)	description	package	pkg qty	cross reference
022-01040	.76	assembly	single	1	Kentucky #6616600000
022-01090	.41	hinge strap only	single	1	-
022-01091	.10	hinge butt only - single bolt	single	1	-

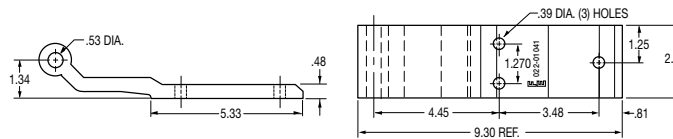
Manac Style Three-Hole Hinge

FEATURES

- Aluminum extrusion

ORDER DETAILS

- Orders in multiples of 10 shipped in shelf-ready box



SPECIFICATIONS

part no.	weight (lbs.)	package	pkg qty	cross reference
022-01041	1.15	single	1	Manac, #V3K00002

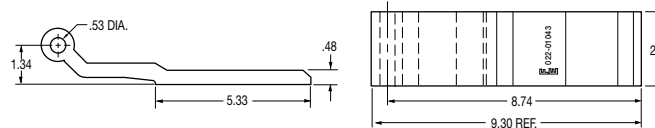
Manac Style Hinge (No Holes)

FEATURES

- Aluminum extrusion

ORDER DETAILS

- Orders in multiples of 10 shipped in shelf-ready box




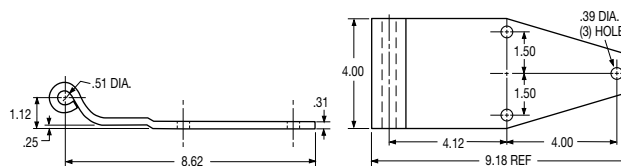
SPECIFICATIONS

part no.	weight (lbs.)	package	pkg qty	cross reference
022-01043	1.15	single	1	Manac #353-239

Miller Style Three-Hole Hinge

FEATURES

- Steel stamping
- Zinc plated finish



SPECIFICATIONS


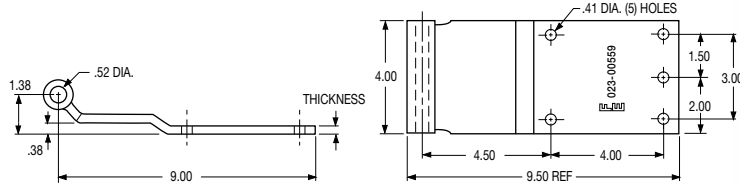
part no.	weight (lbs.)	recommended hinge pin	package	pkg qty	cross reference
022-00030	3.34	997-98017 021-00376	single	1	American #4-18-0055, Eberhard #5897, Miller #B17-0116C, Timpte #5897-2

SWING DOOR – BUTTS, HINGES & PINS

Miner Style Five-Hole Hinge

FEATURES

- Steel construction
- Zinc plated or hot-dipped galvanized finish



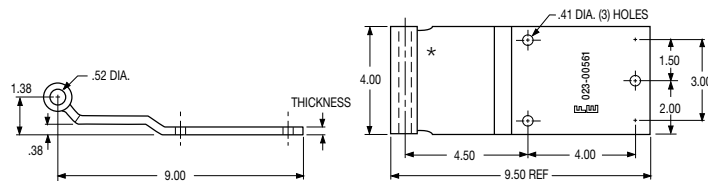
SPECIFICATIONS

part no.	weight (lbs.)	thickness (in.)	finish	rec. hinge butt	rec. hinge pin	zerk fitting	package	pkg qty	cross reference
023-00559	3.70	.31	zinc	023-00664	997-98017	no	single	1	H-1060-3, H-1060-4
023-02009	3.70	.25	galvanized		997-98017	no	single	1	P108835, P108845, P108855

Miner Style Three-Hole Hinges

FEATURES

- Steel construction
- Zinc plated or hot-dipped galvanized finish
- Available with or without zerk fitting



SPECIFICATIONS

part no.	weight (lbs.)	thickness (in.)	mounting holes	finish	inserts	rec. hinge butt	rec. hinge pin	zerk fitting	package	pkg qty	cross reference
023-00561	3.10	.25	three	zinc	no	023-00664	997-98017	no	single	1	H-1081-3
023-01502	3.10	.25	three	zinc	no	023-00664	997-98017	yes	single	1	H-1081-3Z

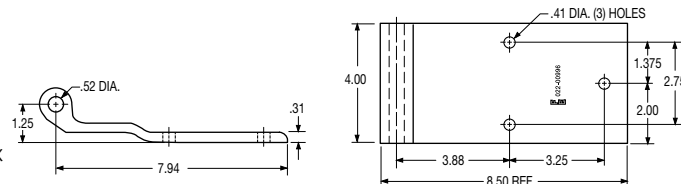
Monon Style Three-Hole Hinge

FEATURES

- Aluminum extrusion

ORDER DETAILS

- Orders in multiples of 10 shipped in shelf-ready box



SPECIFICATIONS

part no.	weight (lbs.)	package	pkg qty	cross reference
022-00996	1.33	single	1	Monon #PC1310

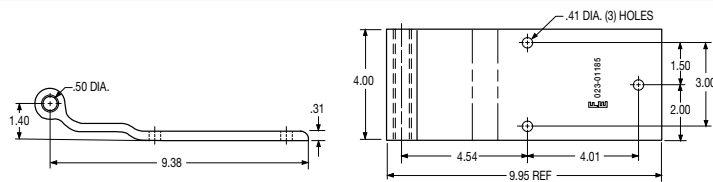
Monon Style Three-Hole Hinge

FEATURES

- Aluminum extrusion
- With insert

ORDER DETAILS

- Orders in multiples of 10 shipped in shelf-ready box



SPECIFICATIONS

part no.	weight (lbs.)	package	pkg qty	cross reference
022-01185	1.32	single	1	Monon #ED045011

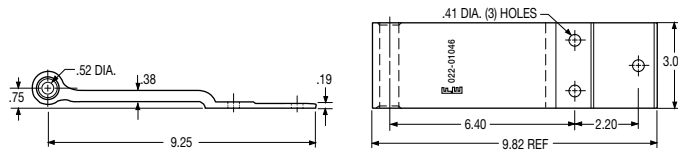
Morgan Style Three-Hole Hinge (Dry Freight Rear Door)

FEATURES

- Aluminum extrusion
- With Insert

ORDER DETAILS

- Orders in multiples of 10 shipped in shelf-ready box



SPECIFICATIONS

part no.	weight (lbs.)	package	pkg qty	cross reference
022-01046	1.02	single	1	Morgan #004161


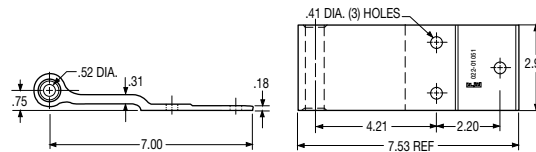
Morgan Style Three-Hole Hinge (Dry Freight Side Door)

FEATURES

- Aluminum extrusion
- With insert

ORDER DETAILS

- Orders in multiples of 10 shipped in shelf-ready box




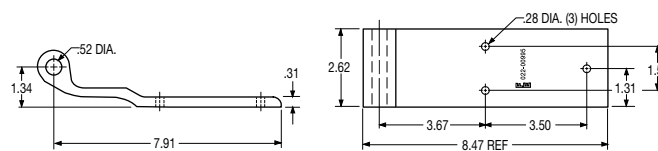
SPECIFICATIONS

part no.	weight (lbs.)	package	pkg qty	cross reference
022-01051	.66	single	1	Morgan #004141

Pines Style Three-Hole Hinge

FEATURES

- Aluminum extrusion



SPECIFICATIONS

part no.	weight (lbs.)	package	pkg qty	cross reference
022-00995	.84	single	1	Pines #AE54111, REB-0395


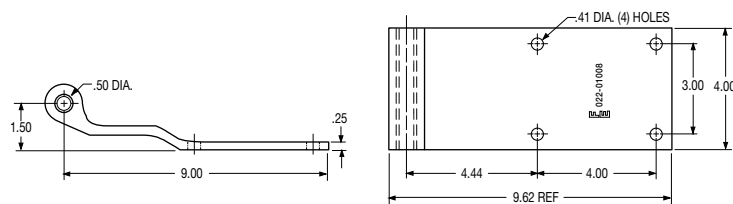
Stoughton Style Four-Hole Hinge

FEATURES

- Aluminum extrusion
- With insert

ORDER DETAILS

- Orders in multiples of 10 shipped in shelf-ready box



SPECIFICATIONS


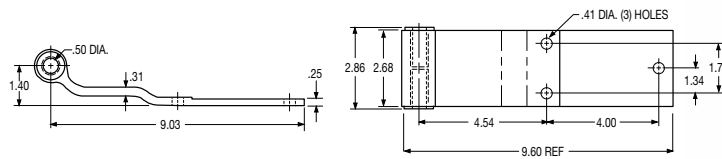
part no.	weight (lbs.)	recommended hinge pin	package	pkg qty	cross reference
022-01008	1.46	997-98017, 021-00376	single	1	Stoughton #04-08316-000-00

SWING DOOR – BUTTS, HINGES & PINS

Stoughton Style Three-Hole Hinge

FEATURES

- Aluminum extrusion
- With inserts that have "collars" - making it easier to open and close doors




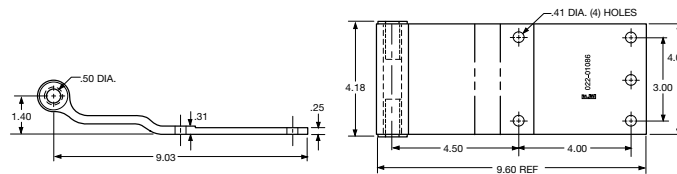
SPECIFICATIONS

part no.	weight (lbs.)	package	pkg qty	cross reference
022-01081	.86	single	1	Stoughton #04-86386-001-00, #H-1086, #P108630

Stoughton Style Five-Hole Hinge

FEATURES

- Aluminum extrusion
- With inserts that have "collars" - making it easier to open and close doors
- Five hole design covers both three and four hole applications - reduces inventory



ORDER DETAILS

- Orders in multiples of 10 shipped in shelf-ready box


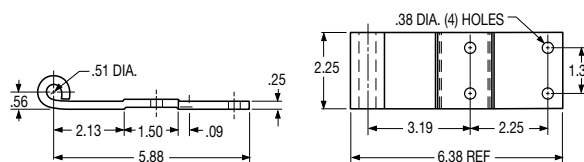
SPECIFICATIONS

part no.	weight (lbs.)	package	pkg qty	cross reference
022-01086	1.20	single	1	#P108530, #P108540, #H-1085

Strick Style Four-Hole Hinge

FEATURES

- Steel stamping
- Zinc plated finish




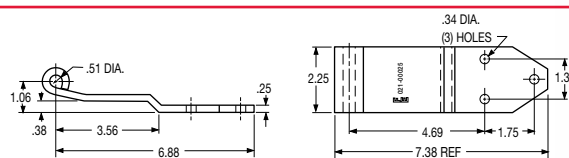
SPECIFICATIONS

part no.	weight (lbs.)	package	pkg qty	cross reference
021-00010	1.20	single	1	Strick #6A-23557 and #AA35F00020100

Strick Style Three-Hole Hinge (Offset)

FEATURES

- Steel stamping
- Zinc plated finish



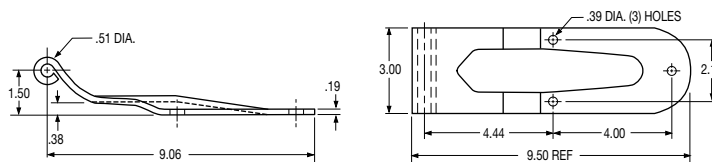
SPECIFICATIONS

part no.	weight (lbs.)	package	pkg qty	cross reference
021-00025	1.30	single	1	Strick #AA35F00040100

Strick Style Three-Hole Hinge (with Stamped Reinforcing Rib)

FEATURES

- Steel construction
- Hot dip galvanized finish
- Stamped reinforcing rib



SPECIFICATIONS

part no.	weight (lbs.)	recommended hinge butt	package	pkg qty	cross reference
022-00490	1.61	023-00642	single	1	Strick #AA33C01060100


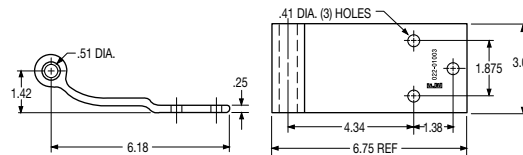
Strick Style Three-Hole Hinge

FEATURES

- Aluminum extrusion
- With insert

ORDER DETAILS

- Orders in multiples of 10 shipped in shelf-ready box




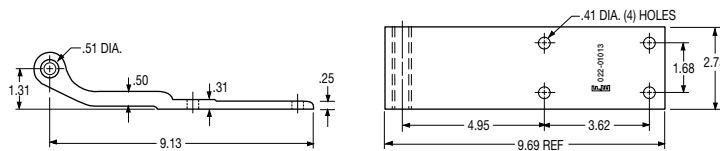
SPECIFICATIONS

part no.	weight (lbs.)	package	pkg qty	cross reference
022-01003	.65	single	1	Strick #AA35F00100100

Strick Style Four-Hole Hinge

FEATURES

- Aluminum extrusion
- With insert



SPECIFICATIONS

part no.	weight (lbs.)	package	pkg qty	cross reference
022-01013	1.13	single	1	Strick #AA35F00230100


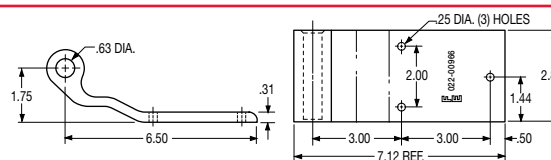
Trailmobile Style Three-Hole Hinge

FEATURES

- Aluminum extrusion

ORDER DETAILS

- Orders in multiples of 10 shipped in shelf-ready box



SPECIFICATIONS

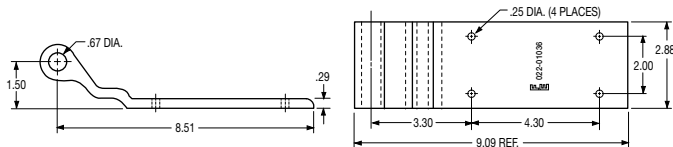
part no.	weight (lbs.)	recommended hinge butt	recommended hinge pin	package	pkg qty	cross reference
022-00966	.90	023-00678	997-98016	single	1	Trailmobile #515-10-65

SWING DOOR – BUTTS, HINGES & PINS

Trailmobile Style Four-Hole Hinge

FEATURES

- Aluminum extrusion



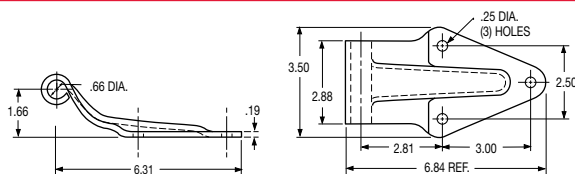
SPECIFICATIONS

part no.	weight (lbs.)	recommended hinge pin	package	pkg qty	cross reference
022-01036	.91	997-98016	single	1	Trailmobile #515-10-78-1

Trailmobile Style Three-Hole Hinge

FEATURES

- Steel stamping
- Zinc plated finish



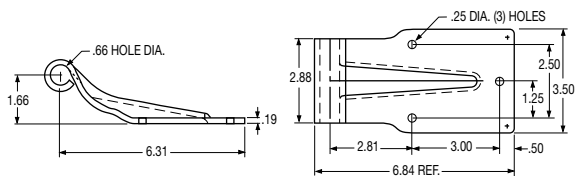
SPECIFICATIONS

part no.	weight (lbs.)	recommended hinge butt	recommended hinge pin	package	pkg qty	cross reference
023-00008	1.20	023-00678	997-98016	single	1	Trailmobile #515-10-61A

Trailmobile Style Three-Hole Hinge (Square End)

FEATURES

- Steel stamping
- Zinc plated finish



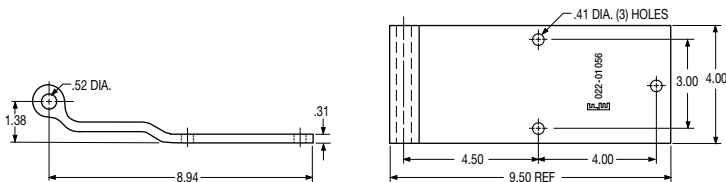
SPECIFICATIONS

part no.	weight (lbs.)	recommended hinge butt	recommended hinge pin	package	pkg qty	cross reference
023-00940	1.40	023-00678	997-98016	single	1	Trailmobile #515-10-73A

Utility Style Three-Hole Hinge

FEATURES

- Aluminum hinge




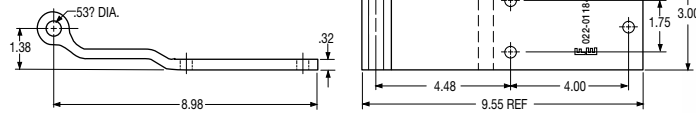
SPECIFICATIONS

part no.	weight (lbs.)	recommended hinge pin	package	pkg qty	cross reference
022-01056	1.36	997-98017 or 997-98020	single	1	Utility #3410019

Utility Style Three-Hole Hinge

FEATURES

- Aluminum extrusion



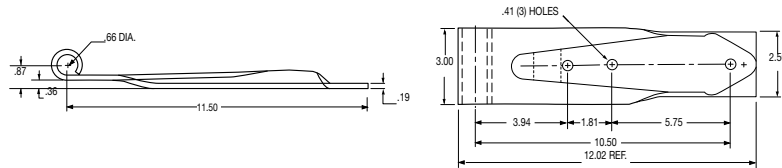
SPECIFICATIONS

part no.	weight (lbs.)	package	pkg qty	cross reference
022-01184	1.07	single	1	Utility #3-4100-0022

Utility Style Three-Hole Hinge

FEATURES

- Steel construction
- Zinc plated finish
- Stamped reinforcing rib



SPECIFICATIONS

part no.	weight (lbs.)	recommended hinge pin	package	pkg qty	cross reference
023-00943	2.25	997-98019	single	1	Utility #1-4950-004

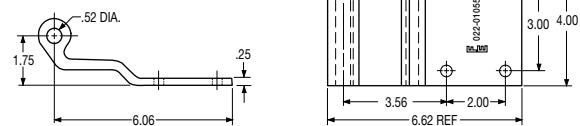
Vanco Style Four-Hole Hinge

FEATURES

- Aluminum Hinge

ORDER DETAILS

- Orders in multiples of 10 shipped in shelf-ready box




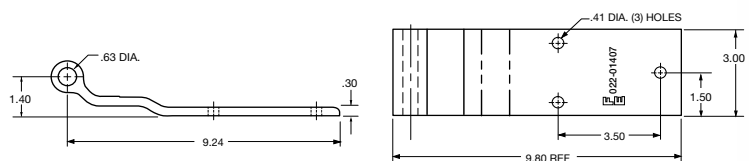
SPECIFICATIONS

part no.	weight (lbs.)	recommended hinge pin	package	pkg qty	cross reference
022-01055	1.10	997-98017, 021-00376	single	1	Vanco #20038

Vanguard Style Three-Hole Hinge

FEATURES

- Aluminum extrusion



SPECIFICATIONS

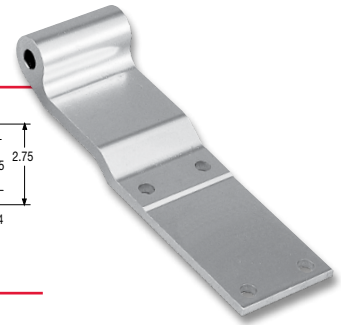
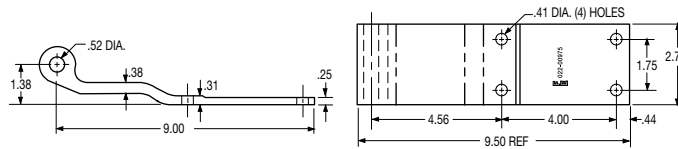
part no.	weight (lbs.)	description	package	pkg qty	cross reference
022-01407	1.00	hinge only	single	1	RFP00127
022-01404	.001	nylon insert only	single	1	BSH-0001

SWING DOOR – BUTTS, HINGES & PINS

Wabash Style Four-Hole Hinge

FEATURES

- Aluminum extrusion




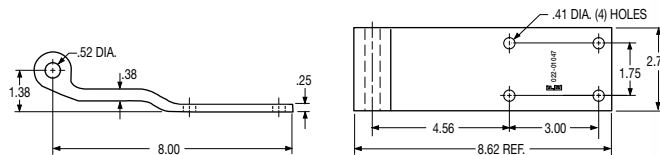
SPECIFICATIONS

part no.	weight (lbs.)	recommended hinge butt	package	pkg qty	cross reference
022-00975	.86	023-00669, 021-00308	single	1	WABO6300291, Wabash #21100291

Wabash Style Four-Hole Hinge (Reefer)

FEATURES

- Aluminum extrusion



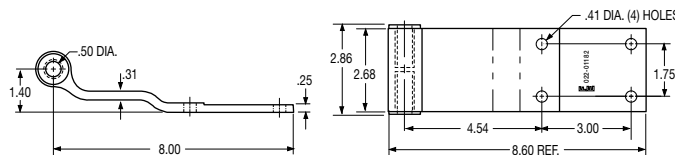
SPECIFICATIONS

part no.	weight (lbs.)	recommended hinge butt	package	pkg qty	cross reference
022-01047	.96	023-00669, 021-00308	single	1	WABO6301272, Wabash #21101272

Wabash Style Four-Hole Hinge

FEATURES

- Aluminum extrusion
- With inserts that have "collars" - making it easier to open and close doors



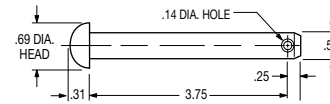
SPECIFICATIONS

part no.	weight (lbs.)	recommended hinge butt	package	pkg qty	cross reference
022-01182	.78	023-00669, 021-00308	single	1	WABO6301527, WABO6302245, Miner #1089, Miner #P108940

Dorsey Style Hinge Pin

FEATURES

- Zinc plated finish
- End hole for cotter pin



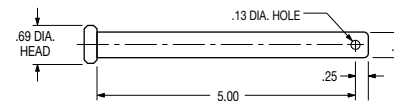
SPECIFICATIONS

part no.	weight (lbs.)	dia. (in.)	length (in.)	recommended cotter pin	package	pkg qty	cross reference
997-98022	.25	.50	4.00	994-00105	single	1	Dorsey #5248614

Fruehauf and Miner Style Hinge Pin

FEATURES

- End hole for cotter pin



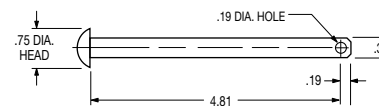
SPECIFICATIONS

part no.	weight (lbs.)	description	dia. (in.)	length (in.)	recommended cotter pin	package	pkg qty	cross reference
997-98017	.31	zinc plated hinge pin	.50	5.25	994-00105	single	1	Fruehauf #WCE007812-001 Miner #HP-1054-4
997-98020	.30	stainless steel hinge pin	.50	5.25	994-00105	single	1	Miner #HP-1054-9

Great Dane Style Hinge Pin (Round Head)

FEATURES

- Zinc plated finish
- End hole for cotter pin



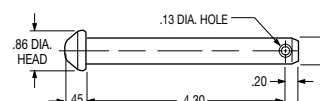
SPECIFICATIONS

part no.	weight (lbs.)	dia. (in.)	length (in.)	recommended cotter pin	package	pkg qty	cross reference
997-98015	.17	.38	5.00	994-00105	single	1	Great Dane #44573

Great Dane Style Hinge Pin

FEATURES

- Zinc plated finish
- End hole for cotter pin



SPECIFICATIONS

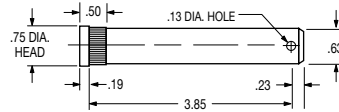
part no.	weight (lbs.)	dia. (in.)	length (in.)	recommended cotter pin	package	pkg qty	cross reference
997-98027	.29	.50	4.50	994-00105	single	1	Great Dane #3190100

SWING DOOR – BUTTS, HINGES & PINS

Trailmobile Style Hinge Pin

FEATURES

- Zinc plated finish
- End hole for cotter pin



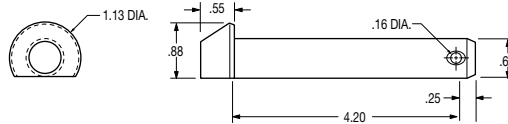
SPECIFICATIONS

part no.	weight (lbs.)	dia. (in.)	length (in.)	recommended cotter pin	package	pkg qty	cross reference
997-98016	.37	.63	4.25	994-00105	single	1	Trailmobile #515-12-13

Utility Style Hinge Pin

FEATURES

- Zinc plated finish
- End hole for cotter pin



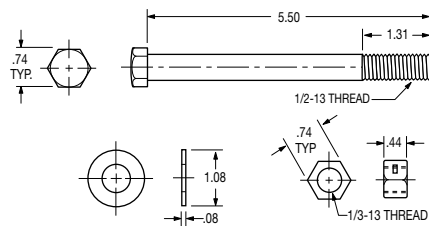
SPECIFICATIONS

part no.	weight (lbs.)	dia. (in.)	length (in.)	recommended cotter pin	package	pkg qty	cross reference
997-98019	.44	.63	4.45	994-00105	single	1	Utility #3-6101-08, 3-6101-071

Hinge Bolt-Pin Hardware Packaged Set

FEATURES

- Steel construction
- Zinc plated finish
- Packaged Set includes one bolt, one nut, and four washers
- Bolt size is 1/2-13 x 5.50 long



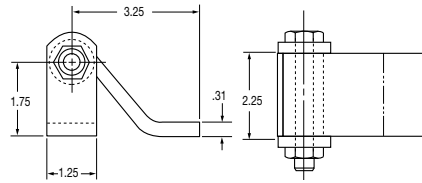
SPECIFICATIONS

part no.	weight (lbs.)	package	pkg qty
021-00376	.42	packaged set	1

3.25" Narrow Butt Hinge Assembly

FEATURES

- Steel construction, plain finish
- Includes removable pin using nut, bolt, and thrust washers




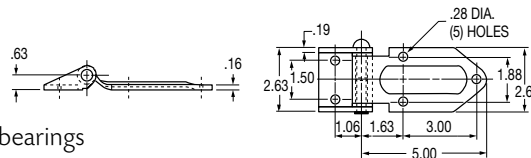
SPECIFICATIONS

part no.	weight (lbs.)	mount type	package	pkg qty	cross reference
021-00181	2.20	flush weld-on	single	1	Austin #AH-001

5.00" Square Butt Hinge Assembly

FEATURES

- Stamped steel construction
- Zinc plated finish
- Stamped reinforcing rib
- Non-removable steel pin and nylon sleeve bearings



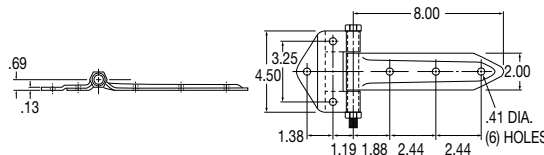
SPECIFICATIONS

part no.	weight (lbs.)	mount type	description	package	pkg qty	cross reference
022-00631	1.00	flush	left hand	single	1	Eberhard #5867
022-00633	1.00	flush	right hand	single	1	Eberhard #5867

8.00" Embossed Hinge Assembly (with Stamped Reinforcing Rib)

FEATURES

- Steel construction, zinc plated finish
- Stamped reinforcing rib
- Made with hardened steel truss bearings to effectively carry door loads
- Includes removable pin using nut, bolt, and thrust washers



SPECIFICATIONS


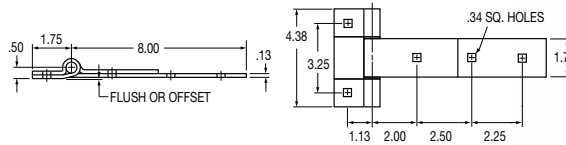
part no.	weight (lbs.)	mount type	package	pkg qty	cross reference
022-00605	1.70	flush	single	1	Eberhard #1-5869 zinc, Polar #2008R

SWING DOOR – BUTTS, HINGES & PINS

8.00" Square Butt Leaf Hinge Assemblies

FEATURES

- Stainless steel construction with spot welded leaves and thrust washers
- Polished finish
- .34" round hole
- Minimum order of 100 required



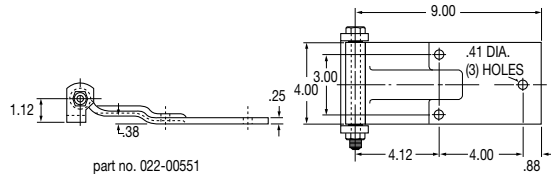
SPECIFICATIONS

part no.	weight (lbs.)	mount type	hole type	pin	package	pkg qty	construction
022-00808	1.49	flush	round	removable	single	1	polished stainless steel

9.00" Narrow Butt Hinge Assemblies (with Embossed Rib)

FEATURES

- Heavy-duty steel construction
- Zinc plated finish
- Includes nut, bolt, and thrust washers



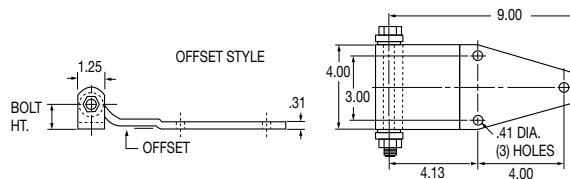
SPECIFICATIONS

part no.	weight (lbs.)	mount type	hinge end type	package	pkg qty	cross reference
022-00551	4.10	flush w/ embossed rib (3-hole)	rolled	single	1	#A1-5884-U flush, zinc; #N1809-003B

9.00" Narrow Butt Hinge Assemblies (Miller Style)

FEATURES

- Heavy-duty steel construction
- Zinc plated finish
- Includes nut, bolt, and thrust washers



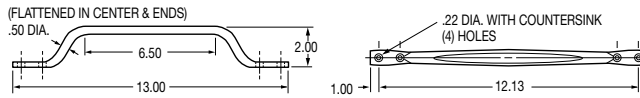
SPECIFICATIONS

part no.	weight (lbs.)	offset dim.	bolt height	package	pkg qty	cross reference
022-00545	4.70	.62 offset	1.75	single	1	Austin #9-5
022-00830	4.48	flush	1.12	single	1	Austin #9-5

Grab Handle

FEATURES

- Chromed steel construction



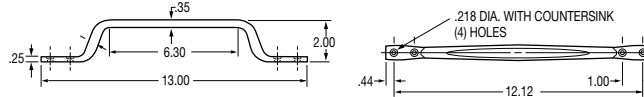
SPECIFICATIONS

part no.	weight (lbs.)	package	pkg qty	cross reference
022-00627	.76	single	1	Eberhard #4300 chrome

Aluminum Handle

FEATURES

- Aluminum construction




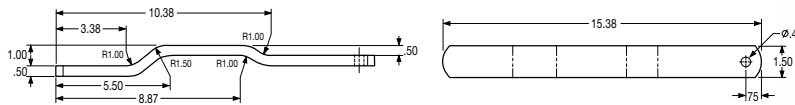
SPECIFICATIONS

part no.	weight (lbs.)	package	pkg qty
022-00629	.27	single	1

Pro-Par Style Handle

FEATURES

- Steel construction
- Zinc plated finish




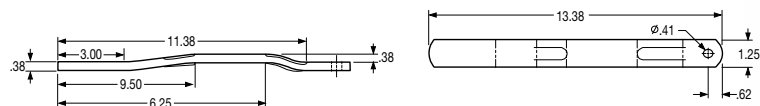
SPECIFICATIONS

part no.	weight (lbs.)	length (in.)	width (in.)	thickness (in.)	package	pkg qty	cross reference
023-00021	3.33	15.38	1.50	.50	single	1	Fruehauf #DCD-0292-1

Eberhard Style Handle

FEATURES

- Steel construction
- Zinc plated finish



SPECIFICATIONS

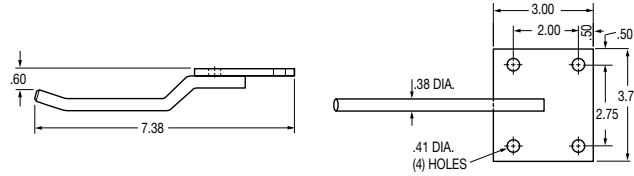
part no.	weight (lbs.)	length (in.)	width (in.)	thickness (in.)	package	pkg qty	cross reference
023-00491	1.70	13.38	1.25	.38	single	1	Eberhard #1969-6X

SWING DOOR – DOOR HANDLES & HOLD-BACKS

Four-Hole Hold-Back

FEATURES

- Steel construction
- Zinc plated finish



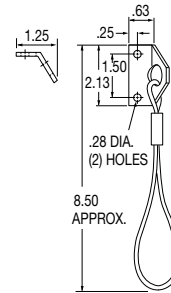
SPECIFICATIONS

part no.	weight (lbs.)	package	pkg qty
022-00070	.80	single	1

Fruehauf Style Hold-Back

FEATURES

- Steel construction
- Zinc plated finish
- Plastic coated cable




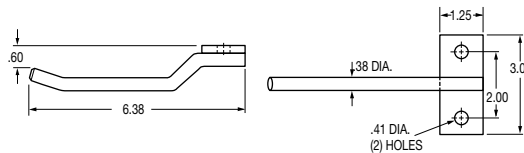
SPECIFICATIONS

part no.	weight (lbs.)	package	pkg qty
022-00487	.16	single	1

Fruehauf Style Two-Hole Hold-Back

FEATURES

- Steel construction
- Zinc plated finish



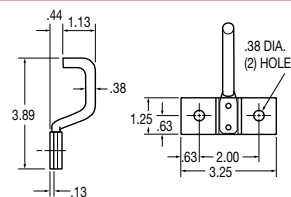
SPECIFICATIONS

part no.	weight (lbs.)	package	pkg qty	cross reference
022-00081	.40	single	1	Fruehauf #586930, Eberhard #EBH6602-50

Pig-Tail Hold-Back

FEATURES

- Steel construction
- Zinc plated finish
- Projection welded



SPECIFICATIONS

part no.	weight (lbs.)	package	pkg qty
022-00577	.30	single	1

SWING DOOR – DOOR HANDLES & HOLD-BACKS

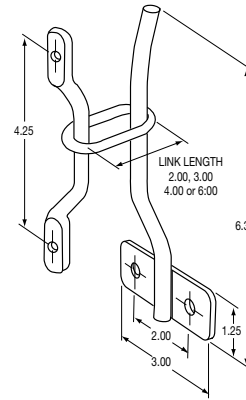
Hold-Back Packaged Sets and Components

FEATURES

- Hot-dipped galvanized finish
- Hook mounting holes are .41"
- Handle mounting holes are .20"

ORDER DETAILS

- Package set consists of loop, handle type anchor, and hold-back hook



SPECIFICATIONS

part no.	weight (lbs.)	description	package	pkg qty
021-00371	.67	2" style hold-back asm.	packaged set	1
021-00372	.72	3" style hold-back asm.	packaged set	1
021-00373	.75	4" style hold-back asm.	packaged set	1
021-00374	.80	6" style hold-back asm.	packaged set	1
022-01076	.12	2.00" loop only	single	1
022-01079	.17	3.00" loop only	single	1
022-01077	.20	4.00" loop only	single	1
022-01078	.25	6.00" loop only	single	1
022-00628	1.00	handle only	single	1
022-00081	.40	hold-back hook only	single	1

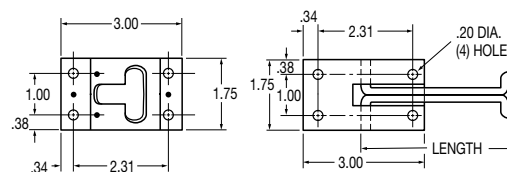
T-Slot Hold-Back Packaged Sets and Component Parts

FEATURES

- Stainless or zinc plated finish


ORDER DETAILS

- Bulk set part numbers includes base and tee holder



SPECIFICATIONS

part no.	weight (lbs.)	description	construction	tee bar length (in.)	package	pkg qty	cross reference
022-00521	.17	base only	stainless steel	n/a	single	1	-
022-00522	.17	base only	zinc plated steel	n/a	single	1	-
022-00989	.21	tee holder only	zinc plated steel	2.00	single	1	-
022-00990	.23	tee holder only	zinc plated steel	4.00	single	1	-
022-00991	.25	tee holder only	zinc plated steel	6.00	single	1	-
022-00992	.20	tee holder only	stainless steel	2.00	single	1	-
022-00993	.22	tee holder only	stainless steel	4.00	single	1	-
022-01020	.36	tee and base	zinc plated steel	2.00	bulk set	1	-
022-01021	.36	tee and base	stainless steel	2.00	bulk set	1	-
022-01022	.40	tee and base	zinc plated steel	4.00	bulk set	1	5601, 29-4, No. 9
022-01023	.39	tee and base	stainless steel	4.00	bulk set	1	29-4, No. 9 SS
022-01024	.43	tee and base	zinc plated steel	6.00	bulk set	1	6-5601, No. 8

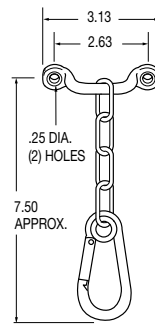


SWING DOOR – DOOR HANDLES & HOLD-BACKS

Chain and Snap Hold-Back Assembly Packaged Sets and Component Parts

FEATURES

- Steel construction
- Zinc plated finish



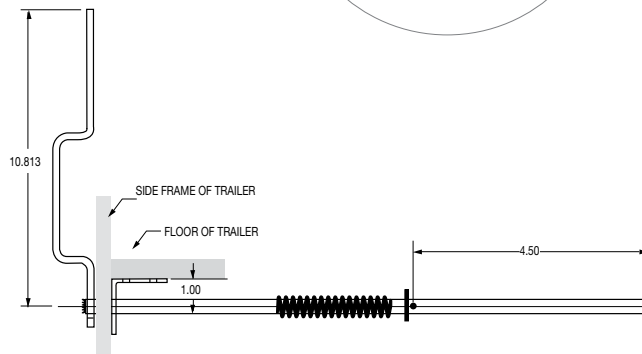

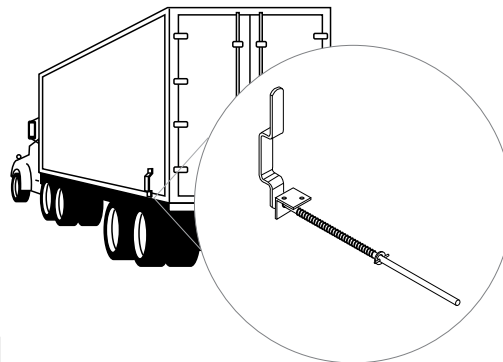
SPECIFICATIONS

part no.	weight (lbs.)	description	package	pkg qty	cross reference
021-00051	.25	chain, snap assembly and anchor	single	1	-
021-00050	.22	chain, snap assembly	packaged set	1	P-2005
021-00043	.04	handle type anchor only	single	1	#48
021-00053	.03	lap link only (used on old style snap assembly)	single	1	-

Spring Loaded Hold-Back Assembly

FEATURES

- Steel construction
- RoadKote finish
- .50" diameter steel rod
- 10.75" handle length
- 6.00" extension
- High strength steel spring
- Rugged, simple construction
- Mounts through trailer's side and under the floor



SPECIFICATIONS

part no.	weight (lbs.)	package	pkg qty
023-00024	2.70	single	1

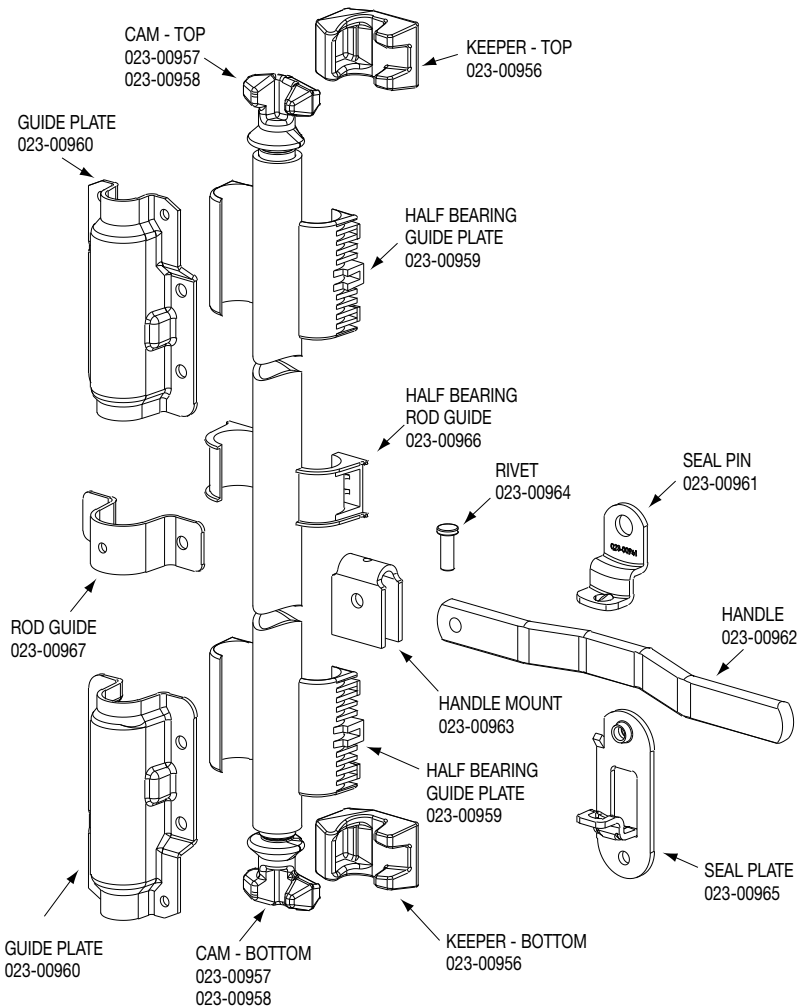
Miner Style Lock Rod Packaged Set

FEATURES

- Rear door lock hardware set with hot-dip galvanized finish on all steel components

ORDER DETAILS

- Components in the packaged set include:
 - two keepers
 - two cams
 - four half bearing guide plates
 - two half bearing rod guides
 - two guide plates
 - rod guide
 - handle
 - handle mount
 - seal plate
 - seal pin
 - rivet
- Lock rod pipe is sold SEPARATELY
 - .105" wall and galvanized



SPECIFICATIONS

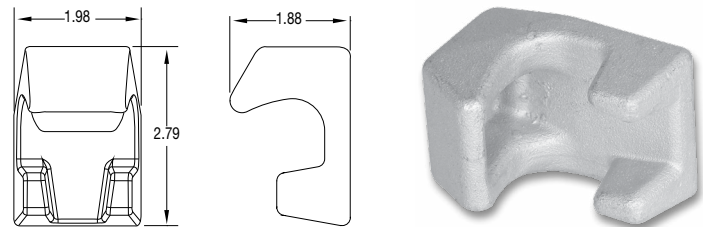
part no.	weight (lbs.)	description	length	ID dia.	package	pkg qty	cross reference
021-00312	11.05	packaged set	-	-	packaged set	1	MN-DL-BU
023-00968	13.79	lock rod pipe	120"	1.12"	single	1	-

SWING DOOR – LOCK RODS & COMPONENTS

Miner Style Top and Bottom Keeper

FEATURES

- Hot-dip galvanized finish
- Part number represents one keeper



SPECIFICATIONS

part no.	weight (lbs.)	package	pkg qty	cross reference
023-00956	.97	single	1	MN-1064

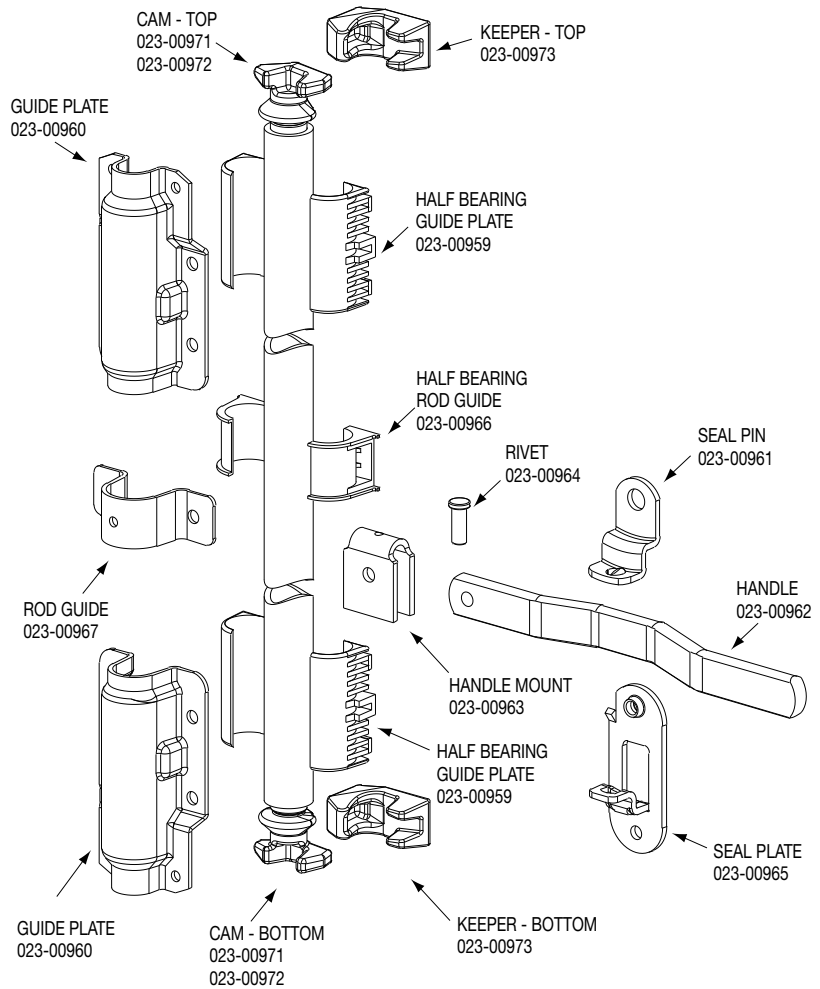
Miner Style (Narrow Version) Lock Rod Packaged Set

FEATURES

- Rear door lock hardware set with hot-dip galvanized finish on all steel components

ORDER DETAILS

- Components in the packaged set include:
 - two keepers
 - two cams
 - four half bearing guide plates
 - two half bearing rod guides
 - two guide plates
 - rod guide
 - handle
 - handle mount
 - seal plate
 - seal pin
 - rivet
- Lock rod pipe is sold SEPARATELY
 - .105" wall and galvanized



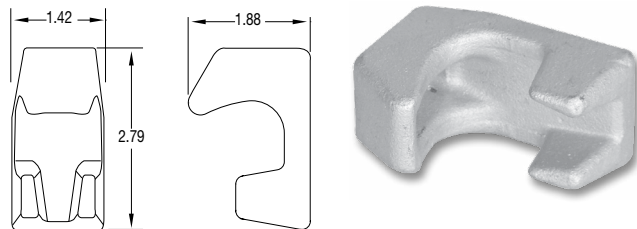
SPECIFICATIONS

part no.	weight (lbs.)	description	length	ID dia.	package	pkg qty	cross reference
021-00313	10.25	packaged set	-	-	packaged set	1	MN-DL-NH
023-00968	13.79	lock rod pipe	120.00"	1.12"	single	1	-

Miner Style (Narrow Version) Top and Bottom Keeper

FEATURES

- Hot-dip galvanized finish
- Part number represents one keeper



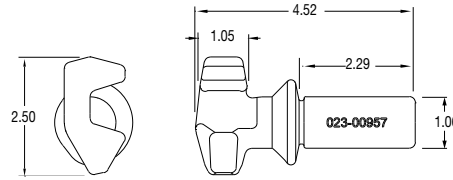
SPECIFICATIONS

part no.	weight (lbs.)	package	pkg qty	cross reference
023-00973	.71	single	1	MN-4140

Miner Style Top and Bottom Cams

FEATURES

- Hot-dip galvanized finish



Left hand shown
(for roadside bottom or
curbside top)

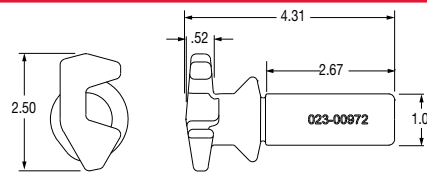
SPECIFICATIONS

part no.	weight (lbs.)	description	package	pkg qty	cross reference
023-00957	1.35	left-hand (for roadside bottom or curbside top)	single	1	MN-4043
023-00958	1.35	right-hand (for curbside bottom or roadside top)	single	1	MN-4044

Miner Style (Narrow Version) Top and Bottom Cams

FEATURES

- Hot-dip galvanized finish



Left hand shown
(for roadside bottom or
curbside top)

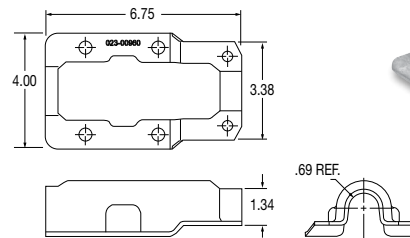
SPECIFICATIONS

part no.	weight (lbs.)	description	package	pkg qty	cross reference
023-00972	1.25	left-hand (for roadside bottom or curbside top)	single	1	MN-4142
023-00971	1.25	right-hand (for curbside bottom or roadside top)	single	1	MN-4141

Miner Style Top and Bottom Guide Plate

FEATURES

- Hot-dip galvanized finish
- Part number represents one guide plate




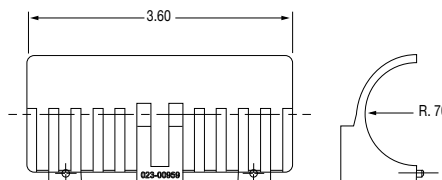
SPECIFICATIONS

part no.	weight (lbs.)	package	pkg qty	cross reference
023-00960	1.07	single	1	MN-4207

Miner Style Top and Bottom Half Bearing Guide Plates

FEATURES

- Black plastic
- Part number represents one guide plate



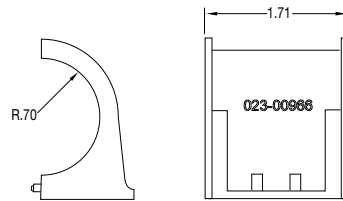
SPECIFICATIONS

part no.	weight (lbs.)	package	pkg qty	cross reference
023-00959	.06	single	1	MN-4042

Miner Style Half-Bearing Rod Guide

FEATURES

- Black plastic
- Part number represents one rod guide



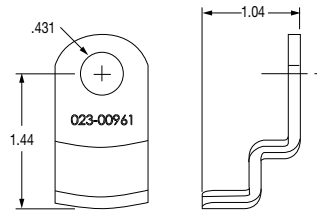
SPECIFICATIONS

part no.	weight (lbs.)	package	pkg qty	cross reference
023-00966	.03	single	1	MN-4006

Miner Style Seal Pin

FEATURES

- Hot-dip galvanized finish



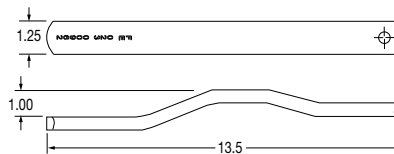
SPECIFICATIONS

part no.	weight (lbs.)	package	pkg qty	cross reference
023-00961	.24	single	1	MN-4012

Miner Style Handle

FEATURES

- Hot-dip galvanized finish




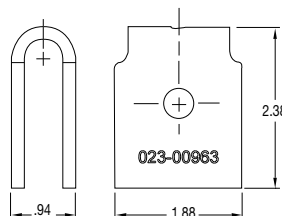
SPECIFICATIONS

part no.	weight (lbs.)	package	pkg qty	cross reference
023-00962	2.25	single	1	MN-4090

Miner Style Handle Mount

FEATURES

- Hot-dip galvanized finish



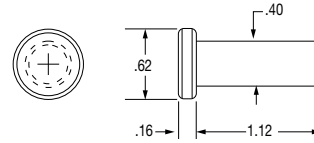
SPECIFICATIONS

part no.	weight (lbs.)	package	pkg qty	cross reference
023-00963	.45	single	1	MN-4208

Miner Style Lock Handle Rivet

FEATURES

- Hot-dip galvanized finish




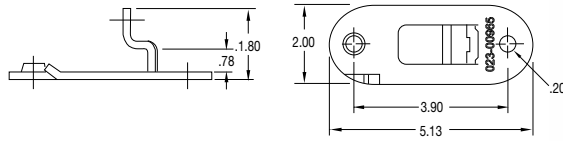
SPECIFICATIONS

part no.	weight (lbs.)	package	pkg qty	cross reference
023-00964	.05	single	1	MN-4049

Miner Style Seal Plate

FEATURES

- Hot-dip galvanized finish



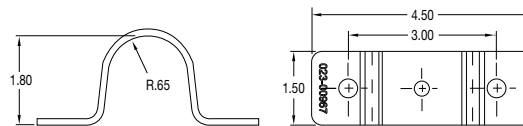
SPECIFICATIONS

part no.	weight (lbs.)	package	pkg qty	cross reference
023-00965	.45	single	1	MN-4011

Miner Style Lock Rod Guide

FEATURES

- Hot-dip galvanized finish



SPECIFICATIONS

part no.	weight (lbs.)	package	pkg qty	cross reference
023-00967	.34	single	1	MN-4005


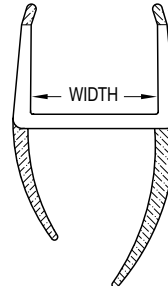
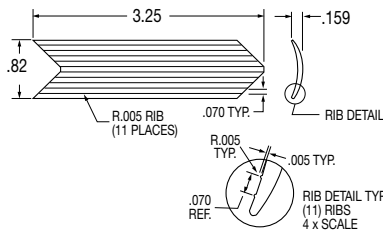
Swing Door Dual-Durometer Door Seals

FEATURES

- 168.00" length
- Light gray color

ORDER DETAILS

- Seal part number represents one piece
- Corner tab pkg. set represents 24 pieces
- Due to length of seals, unable to ship via package carrier (UPS, FedEx, etc.)



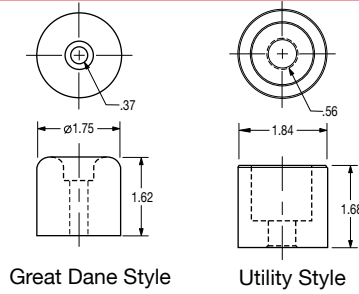
SPECIFICATIONS

part no.	weight (lbs.)	description	width dim. door thickness (in.)	package	pkg qty
022-01300	3.16	seal	.75"	single	1
022-01301	3.58	seal	1.00"	single	1
022-01305	3.38	seal	.50"	single	1
022-01303	4.12	seal	1.25"	single	1
022-01306	.21	corner tab (qty. 24)	-	packaged set	1

Door Bumpers

FEATURES

- Rubber construction
- Helps protect swing doors from getting scratched, dented, etc.
- Part number represents one bumper



Utility Style



Great Dane Style


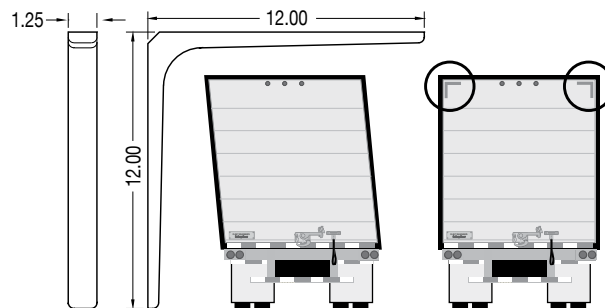
SPECIFICATIONS

part no.	weight (lbs.)	color	package	pkg qty	cross reference
022-01084	.14	gray	single	1	Great Dane #45064
022-01085	.17	gray	single	1	Utility #3-1250-25

Corner Iron

FEATURES

- Perfect 90-degree angle helps "square up" trailer
- 12" x 12" x 1-1/4" wide
- Forged steel construction
- Part number represents one piece



SPECIFICATIONS


part no.	weight (lbs.)	package	pkg qty
023-00975	4.41	single	1

SWING DOOR – DOOR BUMPER & CORNER IRON

Heavy-Duty Coil Rack

FEATURES

- Keeps cargo safe and secure
- Added support for heavy hauling
- Hot dip galvanized finish for corrosion resistance
- To use, place two 4x4 wood supports on top of racks, position cargo and secure with straps or other binding devices
- Reusable



SPECIFICATIONS

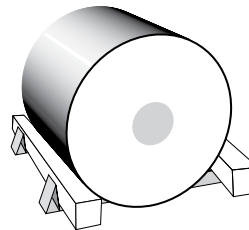


part no.	weight (lbs.)	finish	package	pkg qty	cross reference
983-00318	11.33	galvanized	single	1	15-CRHD

COIL RACKS

Coil Rack

FEATURES

- Keeps cargo safe and secure
- RoadKote finish for corrosion resistance
- To use, place two 4x4 wood supports on top of racks, position cargo and secure with straps or other binding devices
- Reusable



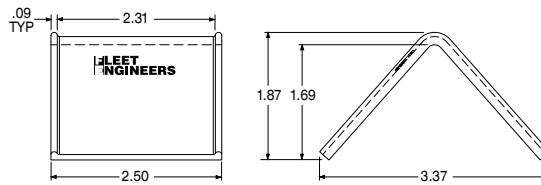
SPECIFICATIONS

part no.	weight (lbs.)	description	finish	package	pkg qty	cross reference
983-00320	4.54	11 gauge steel	RoadKote	single	1	CR1

2.5" Polypropylene Corner Protector

FEATURES

- Black plastic construction
- Protects both cargo and strap
- For use up to 2.00" straps
- 100 per box



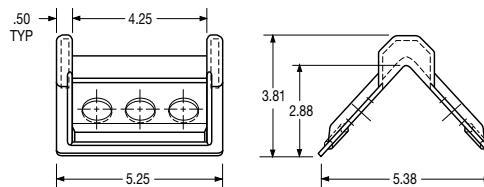
SPECIFICATIONS

part no.	weight (lbs.)	package	pkg qty
982-00258	.25	single	1

Plastic Corner Protector

FEATURES

- Black plastic construction
- Protects both cargo and strap
- For use up to 4.00" straps
- For maximum performance, thread straps through slots on both ends
- Extra large ears help keep strap in proper position
- 100 per box



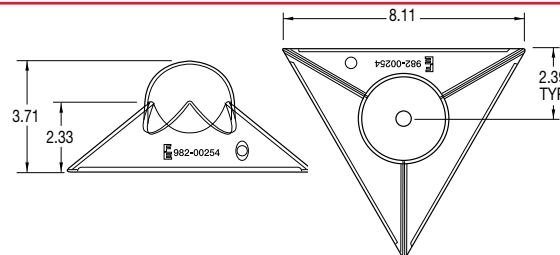
SPECIFICATIONS

part no.	weight (lbs.)	package	pkg qty	cross reference
982-00256	.25	single	1	Kinedyne #37025, ITW 15-CCP

Plastic Triangle Corner Tarp Protector

FEATURES

- Yellow plastic construction
- Protect expensive tarps from sharp corners of load
- Tarp rests safely on corner protector - not on sharp cargo
- Held in place by secured load
- 100 per box



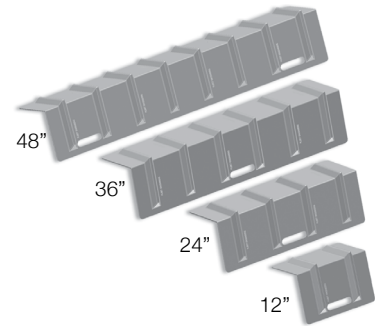
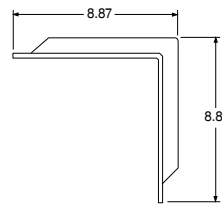
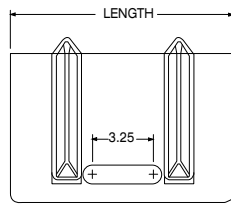
SPECIFICATIONS

part no.	weight (lbs.)	package	pkg qty
982-00254	.18	single	1

Large Plastic Corner Protectors

FEATURES

- Use in a variety of applications
- Protects cargo and is easy to use
- Vertical ribs add strength
- For use with straps up to 4.00" wide
- Black plastic construction



SPECIFICATIONS

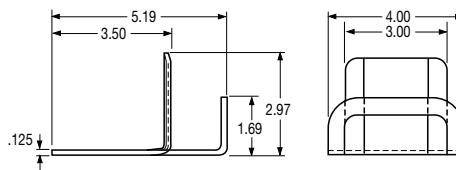
part no.	weight (lbs.)	length	# of ribs	# of slots	slot location	package	pkg qty
982-00317	1.00	12.00"	2	1	center	single	1
982-00318	2.00	24.00"	4	1	center	single	1
982-00319	3.00	36.00"	6	1	center	single	1
982-00320	4.00	48.00"	8	2	ends	single	1

CORNER PROTECTORS

Steel Corner Protector (for Steel Coils)

FEATURES

- Hot dipped galvanized finish
- Steel construction
- Designed to protect both cargo and strap
- Holds straps up to 3.00" wide or chain
- Provides excellent protection when used with coils
- 50 per box



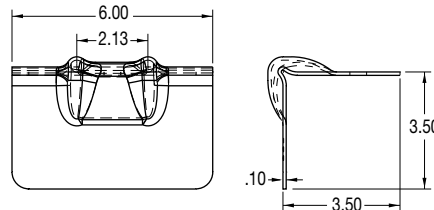
SPECIFICATIONS

part no.	weight (lbs.)	package	pkg qty	cross reference
982-00255	0.89	single	1	375-10

Steel Corner Protector

FEATURES

- Protects loads and tie-down equipment
- Helps prevent load from loosening due to cutting into product
- Use in a variety of applications: timber, sheet rock, etc.
- For use with cable and chains
- Hot dipped galvanized finish
- Steel construction
- 25 to a bag/10 per box



SPECIFICATIONS

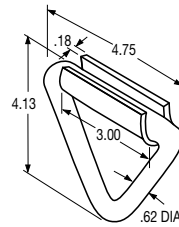
part no.	weight (lbs.)	package	pkg qty
982-00302	1.32	single	1

Tie Down V-Ring

This product is for tie down - load securement purposes only.

FEATURES

- Working load is 6,000 lbs.
- Ultimate breaking strength is 18,000 lbs.
- Welded steel rings
- RoadKote finish on V-ring, plain finish on weld clip



SPECIFICATIONS


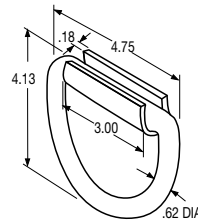
part no.	weight (lbs.)	description	package	pkg qty	cross reference
982-00047	1.40	weld clip and V-ring	bulk set	1	#55-05
982-00048	.40	weld clip only	single	1	#55-02-A
982-00050	1.00	V-Ring only	single	1	#55-01-A

Tie Down D-Ring

This product is for tie down - load securement purposes only.

FEATURES

- Working load is 6,000 lbs.
- Ultimate breaking strength is 18,000 lbs.
- Welded steel rings
- RoadKote finish on D-ring, plain finish on weld clip



SPECIFICATIONS

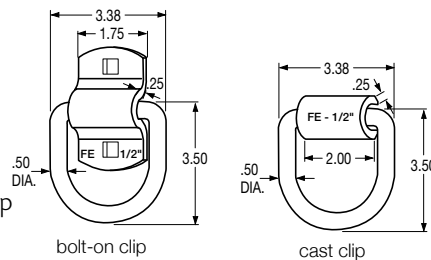
part no.	weight (lbs.)	description	package	pkg qty
982-00046	1.50	weld clip and D-ring	bulk set	1
982-00046-PKG	1.50	weld clip and D-ring	retail pack	1
982-00048	.40	weld clip only	single	1
982-00049	1.11	D-ring only	single	1

1/2" Tie Down D-Ring

This product is for tie down - load securement purposes only.

FEATURES

- Working load is 5,000 lbs.
- Ultimate breaking strength is 15,000 lbs.
- Welded steel rings, 2.38" x 2.50" inside dimensions
- RoadKote finish on D-ring and bolt-on clip, plain finish on weld clip
- Grade 8 3/8" hardware must be used with bolt-on clip
- Bolt-on clip has holes on 2.00" centers with an overall length of 3.00"



SPECIFICATIONS

part no.	weight (lbs.)	description	clip type	package	pkg qty	cross reference
982-00270	.88	weld clip and D-ring	weld	bulk set	1	B38W
982-00304	.94	weld clip and D-ring	bolt-on	bulk set	1	B38
982-00304-PKG	.94	weld clip and D-ring	bolt-on	retail pack	1	-
982-00212	.57	1/2" D-ring only	-	single	1	-
982-00239	.43	1/2" stamped steel clip only	-	single	1	-
982-00303	.37	1/2" bolt-on clip only	-	single	1	-

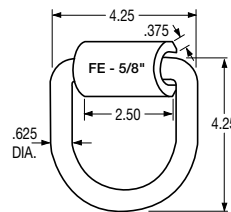
TIE DOWN RINGS

5/8" Tie Down D-Ring

This product is for tie down - load securement purposes only.

FEATURES

- Working load is 8,000 lbs.
- Ultimate breaking strength is 24,000 lbs.
- Welded steel rings, 3.00" x 3.00" inside dimensions
- RoadKote finish on D-ring, plain finish on weld clip



SPECIFICATIONS

part no.	weight (lbs.)	description	package	pkg qty	cross reference
982-00271	1.81	weld clip and D-ring	bulk set	1	B40
982-00214	1.10	5/8" D-ring only	single	1	-
982-00240	.76	5/8" stamped steel clip only	single	1	-

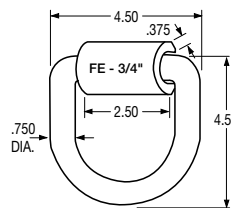
TIE DOWN RINGS

3/4" Tie Down D-Ring

This product is for tie down - load securement purposes only.

FEATURES

- Working load is 10,000 lbs.
- Ultimate breaking strength is 30,000 lbs.
- Welded steel rings, 3.00" x 3.00" inside dimensions
- RoadKote finish on D-ring, plain finish on weld clip



SPECIFICATIONS

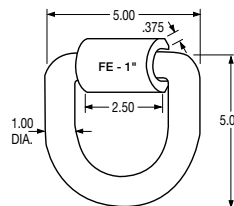
part no.	weight (lbs.)	description	package	pkg qty	cross reference
982-00272	2.42	weld clip and D-ring	bulk set	1	B46
982-00216	1.62	3/4" D-ring only	single	1	-
982-00242	.84	3/4" stamped steel clip only	single	1	-

1" Tie Down D-Ring - 3.00" Length

This product is for tie down - load securement purposes only.

FEATURES

- Working load is 16,000 lbs.
- Ultimate breaking strength is 48,000 lbs.
- Welded steel rings, 3.00" x 3.00" inside dimensions
- RoadKote finish on D-ring, plain finish on weld clip



SPECIFICATIONS

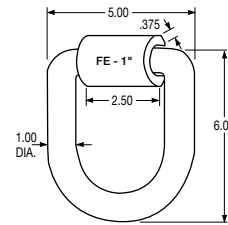
part no.	weight (lbs.)	description	package	pkg qty	cross reference
982-00273	3.90	weld clip and D-ring	bulk set	1	B48
982-00220	2.92	1" D-ring only	single	1	-
982-00243	1.01	1" stamped steel clip only	single	1	-

1" Tie Down D-Ring - 4.00" Length

This product is for tie down - load securement purposes only.

FEATURES

- Working load is 16,000 lbs.
- Ultimate breaking strength is 48,000 lbs.
- Welded steel rings, 3.00" x 4.00" inside dimensions
- RoadKote finish on D-ring, plain finish on weld clip



SPECIFICATIONS

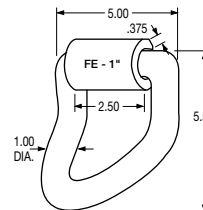
part no.	weight (lbs.)	description	package	pkg qty	cross reference
982-00274	4.21	weld clip and D-ring	bulk set	1	B50
982-00274-PKG	4.21	weld clip and D-ring	retail pack 	1	-
982-00221	3.31	1" D-ring only	single	1	-
982-00243	1.014	1" stamped steel clip only	single	1	-

1" Angled Tie Down D-Ring

This product is for tie down - load securement purposes only.

FEATURES

- Working load is 16,000 lbs.
- Ultimate breaking strength is 48,000 lbs.
- Welded steel rings, 3.00" x 3.50" inside dimensions
- RoadKote finish on D-ring, plain finish on weld clip
- 45° bend



SPECIFICATIONS

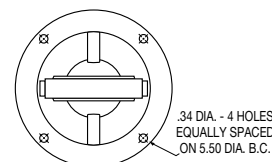
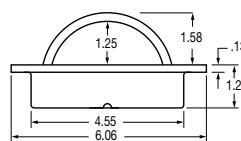
part no.	weight (lbs.)	description	package	pkg qty	cross reference
982-00275	5.23	weld clip and D-ring	bulk set	1	B5055
982-00222	3.69	1" angled D-ring only	single	1	-
982-00243	1.01	1" stamped steel clip only	single	1	-

Recessed Tie Down Ring Assembly

This product is for tie down - load securement purposes only.

FEATURES

- Steel construction
- Zinc plated finish
- Drain holes in bottom of cup
- Working load is 2,300 lbs.
- Ultimate breaking strength is 7,000 lbs.
- Ring opening width is 3.25"



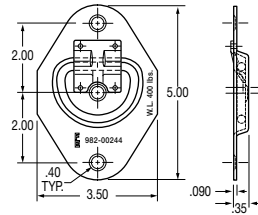
SPECIFICATIONS

part no.	weight (lbs.)	package	pkg qty	cross reference
983-00135	2.50	single	1	Hansen #14885 & Austin #AH-1040

Recessed Lashing Ring

FEATURES

- Requires 3.00" mounting hole in 3/8" or thicker material
- Working load is 400 lbs.
- Ultimate breaking strength is 1,200 lbs.



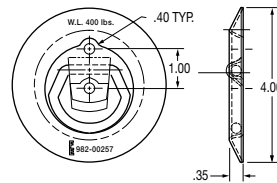
SPECIFICATIONS

part no.	weight (lbs.)	finish	working load	package	pkg qty	cross reference
982-00244	.46	zinc	400 lbs.	single	1	B601, WF601, AH170ZN

Surface Mounted Rope Ring

FEATURES

- Working load is 400 lbs.
- Ultimate breaking strength is 1,200 lbs.
- Surface mounted pan with .25" ring



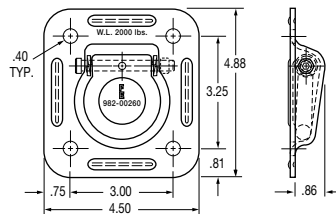
SPECIFICATIONS

part no.	weight (lbs.)	finish	working load	package	pkg qty	cross reference
982-00257	.29	zinc	400 lbs.	single	1	B701SM

Recessed Lashing Ring

FEATURES

- Working load is 2,000 lbs.
- Ultimate breaking strength is 5,000 lbs.
- Formed 1/8" steel pan houses a ductile iron ring which folds down into pan
- 7/8" clearance below surface is required




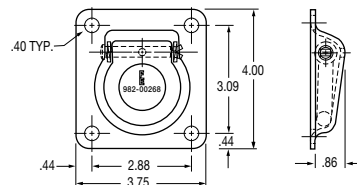
SPECIFICATIONS

part no.	weight (lbs.)	finish	working load	package	pkg qty	cross reference
982-00260	1.17	zinc	2,000 lbs.	single	1	B801, WF55801, 45-PF5

Recessed Lashing Ring

FEATURES

- For use in van bodies
- Working load is 1,500 lbs.
- Ultimate breaking strength is 3,500 lbs.



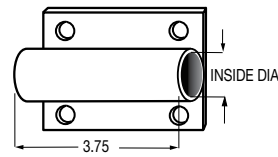
SPECIFICATIONS

part no.	weight (lbs.)	finish	working load	package	pkg qty	cross reference
982-00268	.90	zinc	1500 lbs.	single	1	WF5572, AH172ZN

Standard Bow_SOCKETS

FEATURES

- Steel construction
- RoadKote finish



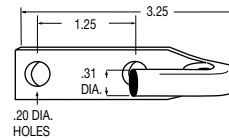
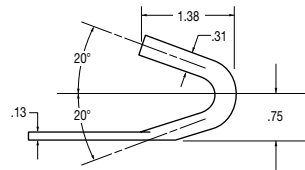
SPECIFICATIONS

part no.	weight (lbs.)	inside dia. (in.)	height (in.)	package	pkg qty
042-00007	.80	.83	3.75	single	1
042-00008	.90	.96	3.75	single	1
042-00009	.90	1.05	3.75	single	1

Plain Rope Hooks

FEATURES

- Steel construction



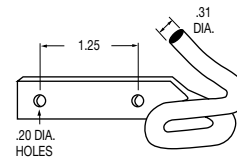
SPECIFICATIONS

part no.	weight (lbs.)	description	construction	package	pkg qty
042-00001	.10	rope hook with holes	zinc plated finish	single	1
042-01547	.10	rope hook without holes	plain	single	1

Pig Tail Hooks

FEATURES

- Steel construction
- Zinc plated finish



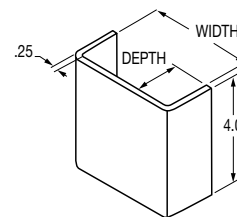
SPECIFICATIONS

part no.	weight (lbs.)	package	pkg qty
042-00002	.19	single	1

Straight Stake Pockets

FEATURES

- Steel stamping
- RoadKote finish



SPECIFICATIONS

part no.	weight (lbs.)	width (in.)	depth (in.)	package	pkg qty
982-00012	1.80	3.00	1.62	single	1
982-00013	2.00	3.75	1.62	single	1
982-00014	1.90	3.50	1.62	single	1
982-00015	2.00	3.25	1.88	single	1
982-00016	2.00	3.50	1.88	single	1

STAKE POCKETS/ROPE HOOKS

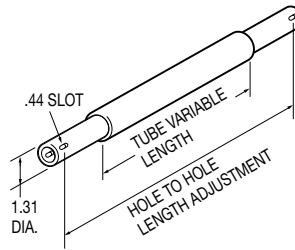
Adjust-a-Shaft Bulk Sets and Component Parts

FEATURES

- Tubular steel construction
- RoadKote finish
- Adjustable to reduce inventory requirements

ORDER DETAILS

- Bulk set consist of two ends to fit over 1.00" shafting, choice of five middle tubes to cover all normal mounting lengths, and hardware



SPECIFICATIONS

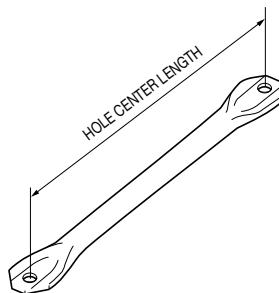
part no.	weight (lbs.)	description	length adjustment (in.)	package	pkg qty	cross reference
012-00001	4.30	shaft bulk set	21.00 to 39.00	bulk set	1	-
012-00002	5.60	shaft bulk set	37.00 to 55.00	bulk set	1	04-536-X
012-00003	6.93	shaft bulk set	53.00 to 71.00	bulk set	1	04-552X
012-00914	8.10	shaft bulk set	69.00 to 87.00	bulk set	1	-
012-00915	9.57	shaft bulk set	85.00 to 103.00	bulk set	1	-
012-00011	1.30	end tube	11.00	single	1	-
012-00004	1.67	center tube	20.00	single	1	-
012-00005	2.80	center tube	36.00	single	1	-
012-00006	4.33	center tube	52.00	single	1	-
012-00008	5.30	center tube	68.00	single	1	-
012-00009	6.97	center tube	84.00	single	1	-

LANDING GEAR

Custom One-Piece Braces

FEATURES

- RoadKote finish
- .66" diameter mounting holes
- Choose desired pipe or tube size then specify hole center length
- Side loaded ends



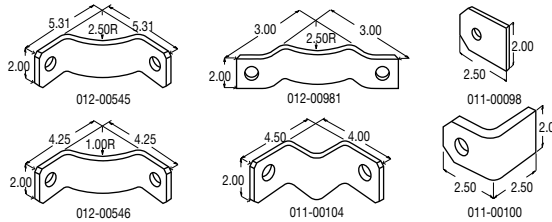
SPECIFICATIONS

materials (in.)	hole center length
1.25 pipe	per customer specification
1.50 pipe	per customer specification
1.63 tube	per customer specification
2.00 pipe	per customer specification

Brace Lugs

FEATURES

- .38" thick steel construction
- RoadKote finish
- .66" diameter mounting holes



SPECIFICATIONS

part no.	weight (lbs.)	package	pkg qty	cross reference
011-00098	.50	single	1	02-10-A, 1364
011-00100	.80	single	1	02-13-A
011-00100-2	1.60	retail pack	2	-
011-00104	1.30	single	1	1306
012-00545	1.60	single	1	Holland BL-4 and Austin J-4154
012-00546	1.40	single	1	Holland BL-11
012-00981	2.28	single	1	1382, 1381

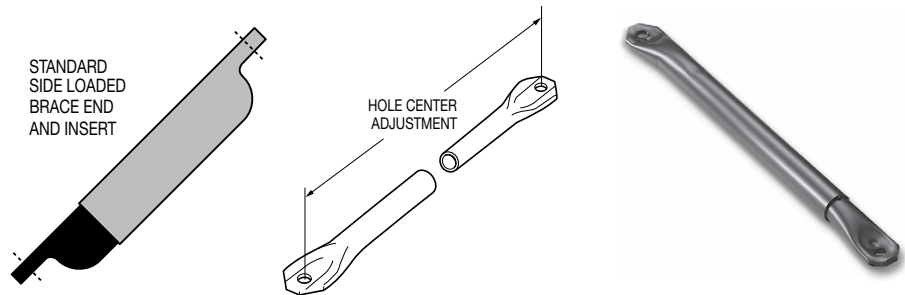
Two-Piece Adjust-a-Brace

FEATURES

- High strength steel tubing with reinforced end sections for greater tear-out resistance
- RoadKote finish

ORDER DETAILS

- Includes one side loaded end and one side loaded insert with 15.00" adjustment
- .66" diameter mounting holes



SPECIFICATIONS

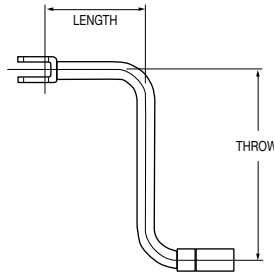
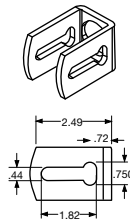
part no.	weight (lbs.)	description	hole center adjustment (in.) /component length	brace end O.D. (in.)	insert end O.D. (in.)	brace wall thickness (gauge)	insert wall thickness (gauge)	package	pkg qty	cross reference
013-00991	6.30	heavy-duty	26.00 to 41.00	1.88	1.63	14	12	single	1	04-40-26-41, 1613
013-00992	8.00	heavy-duty	42.00 to 57.00	1.88	1.63	14	12	single	1	04-40-42-57, 1614
013-00993	10.86	heavy-duty	58.00 to 72.00	1.88	1.63	14	12	single	1	04-40-56-72, 1615
013-00996	12.98	heavy-duty	73.00 to 88.00	1.88	1.63	14	12	single	1	-
013-00997	15.10	heavy-duty	89.00 to 104.00	1.88	1.63	14	12	single	1	-
013-01601	4.96	standard	26.00 to 41.00	1.75	1.50	14	14	single	1	04-10-26-41
013-01602	7.18	standard	42.00 to 57.00	1.75	1.50	14	14	single	1	04-10-42-57
013-01603	8.96	standard	58.00 to 72.00	1.75	1.50	14	14	single	1	04-10-56-72
013-01655	10.49	standard	73.00 to 88.00	1.75	1.50	14	14	single	1	-
013-01656	13.30	standard	89.00 to 104.00	1.75	1.50	14	14	single	1	-

LANDING GEAR

Horizontal Folding Cranks

FEATURES

- Metal handle
- Steel construction
- RoadKote finish
- Handle is 3.75" long
- Tube O.D. size is 1.25"



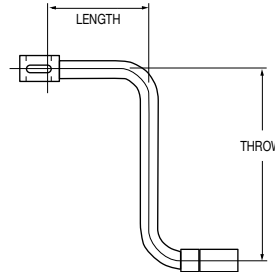
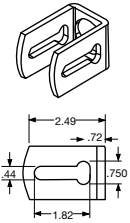
SPECIFICATIONS

part no.	weight (lbs.)	length (in.)	throw (in.)	package	pkg qty	cross reference
013-00426	2.70	7.50	13.50	single	1	03-207-H, LG0083.02, 1695
013-00427	2.89	11.50	13.50	single	1	03-211-H, LG0083.04, 1296
013-00429	3.50	16.25	13.50	single	1	03-215-H, 1297
013-00430	3.75	20.00	13.50	single	1	03-221-H, LG0083.06, 1298

Vertical Folding Cranks

FEATURES

- Metal handle
- Steel construction
- RoadKote finish
- Handle is 3.75" long
- Tube O.D. size is 1.25"



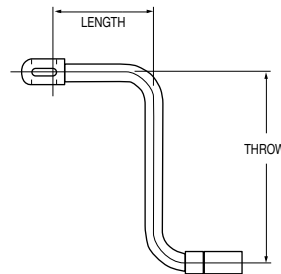
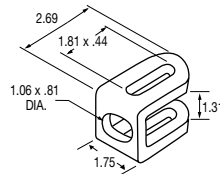
SPECIFICATIONS

part no.	weight (lbs.)	length (in.)	throw (in.)	package	pkg qty	cross reference
013-00436	2.70	7.50	13.50	single	1	03-207-V, LG0083.01, 1664
013-00437	2.87	11.50	13.50	single	1	03-211-V, LG0083.03, 1365
013-00439	3.50	16.25	13.50	single	1	03-215-V, 1366
013-00440	3.75	20.00	13.50	single	1	03-221-V, LG0083.05, 1367

Holland Style Vertical Folding Cranks

FEATURES

- Metal handle
- Steel construction
- RoadKote finish
- Handle is 3.75" long
- Tube O.D. size is 1.00"




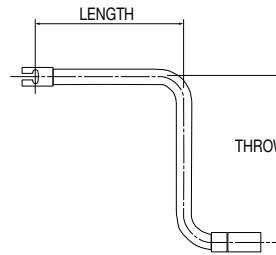
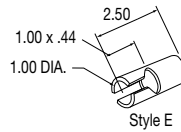
SPECIFICATIONS

part no.	weight (lbs.)	length (in.)	throw (in.)	package	pkg qty	cross reference
013-00487	3.32	11.38	13.50	single	1	Holland #XA-V-90-0
013-01978	3.70	20.00	13.50	single	1	Holland #XA-N-90-11

Removable Cranks and Accessories

FEATURES

- Metal handle
- Steel construction
- RoadKote finish
- Handle is 3.75" long




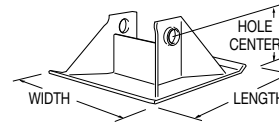
SPECIFICATIONS

part no.	weight (lbs.)	description	length (in.)	throw (in.)	package	pkg qty	cross reference
013-00496	2.97	crank	7.50	13.50	single	1	LG0082.01
013-00498	3.32	crank	11.50	13.50	single	1	LG0082.02
013-00500	3.71	crank	16.25	13.50	single	1	-
013-00501	4.10	crank	20.00	13.50	single	1	-

Standard Design Sand Shoes

FEATURES

- Full welded steel construction
- RoadKote finish
- .19" center support for added strength
- Standard 2.03" diameter extended axle holes spaced 6.00" apart



ORDER DETAILS

- Non-standard shoes available on a special order basis (100 piece minimum)


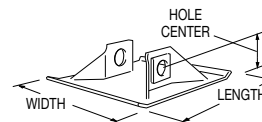
SPECIFICATIONS

part no.	weight (lbs.)	width (in.)	length (in.)	base thickness (in.)	gusset thickness (in.)	center support	bearing plate	hole center (in.)	package	pkg qty	cross reference
013-01192	10.00	10.00	10.00	.19	.19	yes	no	4.44	single	1	05-300, 1291
013-01196	11.97	12.00	12.00	.19	.19	yes	no	4.44	single	1	05-319

Low Mount Style Sand Shoes

FEATURES

- Steel construction with RoadKote finish
- Standard 2.03" diameter plain axle holes
- Side bearing plates for gussets



ORDER DETAILS

- Non-standard shoes available on a special order basis (100 piece minimum)

SPECIFICATIONS

part no.	weight (lbs.)	width (in.)	length (in.)	base thickness (in.)	gusset thickness (in.)	bearing plate	hole center (in.)	package	pkg qty	cross reference
013-00073	8.11	10.00	10.00	.19	.19	yes	1.94	single	1	1295, 05-310
013-01604	10.50	12.00	12.00	.19	.19	yes	1.94	single	1	05-312

LANDING GEAR

Welded Cap Axle

FEATURES

- Welded steel construction with RoadKote finish

ORDER DETAILS

- Includes one axle and hardware set (hex bolt, lock nut, and half collar)
- Non-standard axles available on a special order basis (100 pc. min.)

SPECIFICATIONS

part no.	weight (lbs.)	description	length (in.)	O.D. (in.)	thickness (in.)	application	package	pkg qty	cross reference
013-00232	2.09	axle	8.50	1.88	.14	standard foot	single	1	06-410
013-00336	4.95	axle	15.25	1.90	.20	standard-duty wheels	bulk set	1	06-421
013-00244	2.81	axle	8.50	1.90	.20	standard foot	single	1	06-411, 1407 kit
011-00136	.15	hardware	-	-	-	-	packaged set	1	-



Flared End Axle

FEATURES

- Steel construction with RoadKote finish

ORDER DETAILS

- Includes one axle and hardware set (hex bolt, lock nut, and half collar)
- Non-standard axles available on a special order basis (100 pc. min.)

SPECIFICATIONS

part no.	weight (lbs.)	description	length (in.)	O.D. (in.)	thickness (in.)	application	package	pkg qty	cross reference
013-00240	2.55	axle	8.50	1.90	.20	standard foot	packaged set	1	06-405, 1305 kit
011-00136	.15	hardware	-	-	-	-	packaged set	1	-



Louvered Vents

FEATURES

- Slide arm opens/closes vent
- The back has four 2" diameter holes for air flow
- Plain or white enamel finish
- Adjustable and non-adjustable (always open) air flow available

ORDER DETAILS

- Orders in multiples of 10 shipped in shelf-ready box



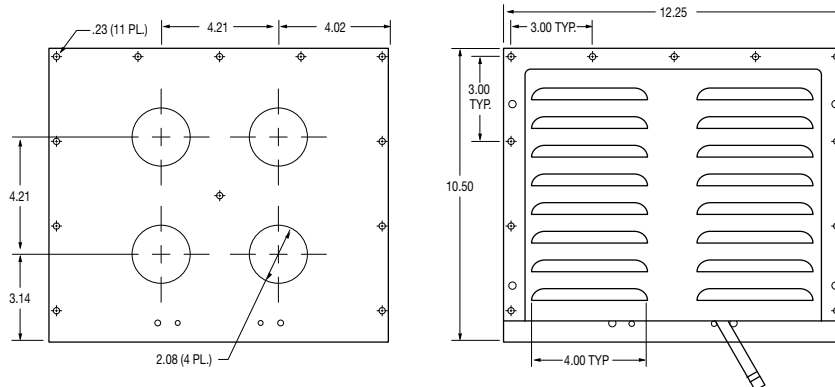
Adjustable - Aluminum



Non-Adjustable - White

SPECIFICATIONS

part no.	weight (lbs.)	construction	finish	adjustable	package	pkg qty	cross reference
024-03000	1.34	aluminum	plain	yes	single	1	#20
024-03005	1.10	aluminum	white enamel	yes	single	1	-
024-03001	.38	aluminum	plain	no (open)	single	1	-
024-03006	.38	aluminum	white enamel	no (open)	single	1	-



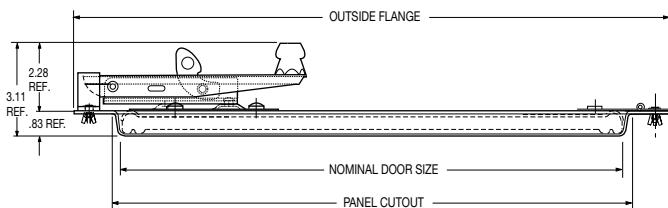
Adjustable Louvered Vent Shown

LOUVERED VENTS

F1 Dry Freight Vent Doors

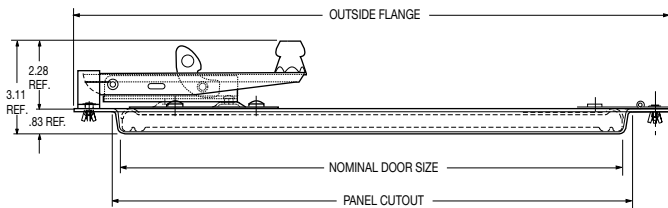
FEATURES

- Double seal foamed door
- Anti-intrusion screen for security and allows more air flow than others
- Choice of white epoxy powder coat, anodized aluminum, or stainless steel door face finishes
- One piece anodized aluminum frame for strength and easy installation
- Rubber hold-back knob on latch (included) holds door securely in place when open
- Door embossed for added strength
- Available with holes in frame
- All stainless steel hardware



17.00 X 11.38 DOOR SIZE SPECIFICATIONS

part no.	weight (lbs.)	nominal door size (in.)	door finish	anti-intrusion screen	outside flange (in.)	panel cutout (in.)	package	pkg qty	cross reference
024-02500	5.60	17.00 x 11.38	aluminum	yes	20.00 x 15.00	17.50 x 12.00	single	1	P1077, P1073
024-02501	5.60	17.00 x 11.38	white	yes	20.00 x 15.00	17.50 x 12.00	single	1	P1077-W, P1073-W
024-02502	7.80	17.00 x 11.38	s. steel	yes	20.00 x 15.00	17.50 x 12.00	single	1	P1077-SS, P1073-SS



17.00 X 7.00 DOOR SIZE SPECIFICATIONS

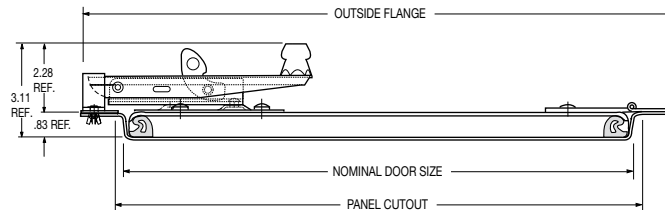
part no.	weight (lbs.)	nominal door size (in.)	door finish	anti-intrusion screen	outside flange (in.)	panel cutout (in.)	package	pkg qty	cross reference
024-02508	4.22	17.00 x 7.00	aluminum	yes	20.00 x 10.00	17.50 x 7.50	single	1	P1072, P1076
024-02509	4.23	17.00 x 7.00	white	yes	20.00 x 10.00	17.50 x 7.50	single	1	P1072-W, P1076-W
024-02510	5.75	17.00 x 7.00	s. steel	yes	20.00 x 10.00	17.50 x 7.50	single	1	P1072-SS, P1076-SS

DRY FREIGHT VENT DOORS

G1 Dry Freight Vent Doors

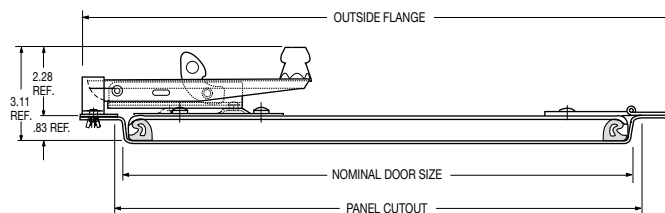
FEATURES

- One piece anodized aluminum frame for strength and easy installation
- Choice of white epoxy powder coat, anodized aluminum, or stainless steel door face finishes
- Anti-intrusion screen for security and allows more air flow than others
- All stainless steel hardware
- Rubber hold-back knob on latch (included) holds door securely in place when open
- With gasket seal
- Door embossed for added strength



17.00 X 11.38 DOOR SIZE SPECIFICATIONS

part no.	weight (lbs.)	nominal door size (in)	door finish	outside flange (in.)	panel cutout (in.)	package	pkg qty	cross reference
024-02590	4.90	17.00 x 11.38	aluminum	20.00 x 15.00	17.50 x 12.00	single	1	P1077, P1073
024-02591	5.42	17.00 x 11.38	white	20.00 x 15.00	17.50 x 12.00	single	1	P1077-W, P1073-W
024-02592	6.07	17.00 x 11.38	s. steel	20.00 x 15.00	17.50 x 12.00	single	1	P1077-SS, P1073-SS



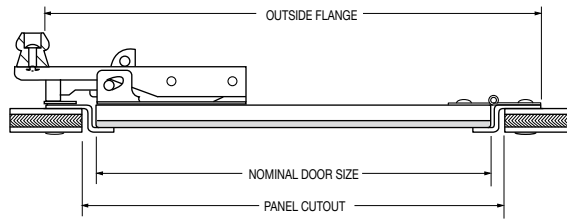
17.00 X 7.00 DOOR SIZE SPECIFICATIONS

part no.	weight (lbs.)	nominal door size (in)	door finish	outside flange (in.)	panel cutout (in.)	package	pkg qty	cross reference
024-02595	3.84	17.00 x 7.00	aluminum	20.00 x 10.00	17.50 x 7.50	single	1	P1072, P1076
024-02596	3.84	17.00 x 7.00	white	20.00 x 10.00	17.50 x 7.50	single	1	P1072-W, P1076-W
024-02597	4.84	17.00 x 7.00	s. steel	20.00 x 10.00	17.50 x 7.50	single	1	P1072-SS, P1076-SS

Traditional Style Long Side Opening Dry Freight Vent Doors

FEATURES

- Double seal foamed door
- Anti-intrusion screen available
- Your choice of white baked-on enamel, aluminum, or stainless steel door face finishes
- Rubber hold-back kit included
- Uses one piece aluminum frame
- Contact us about doors and options not shown



SPECIFICATIONS


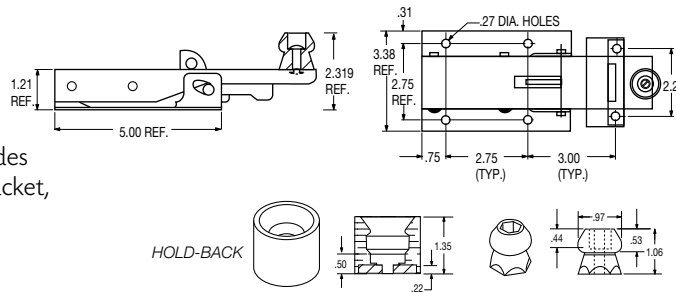
part no.	weight (lbs.)	nominal door size (in.)	door finish	anti-intrusion screen	outside flange (in.)	panel cutout (in.)	package	pkg qty
024-02261	6.94	17.00 x 11.38	white	yes	20.00 x 15.00	17.50 x 12.00	single	1
024-02268	7.02	17.00 x 11.38	s. steel	yes	20.00 x 15.00	17.50 x 12.00	single	1

NOTE: If latch replacement is needed, style on original vent door must be used, see part number 023-00497

Vent Door Latch Assembly and Components (Old Style)

FEATURES


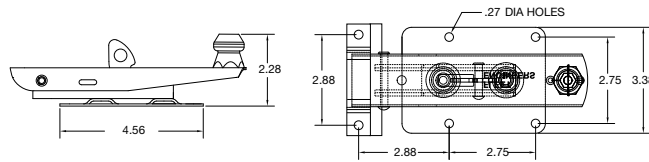
- Stainless steel construction
- Built in anti-theft capability
- Spring assisted pressure closing feature
- Latch assembly bulk set includes latch, striker plate, keeper bracket, and female door hold-back



OLD STYLE SPECIFICATIONS

part no.	weight (lbs.)	description	package	pkg qty
023-00497	1.09	latch assembly	bulk set	1
021-00098	.06	striker plate	single	1
021-00099	.04	keeper bracket	single	1
021-00309	.19	door hold-back (includes male and female ends)	packaged set	1

NOTE: If latch replacement is needed, style on original vent door must be used



NEW STYLE SPECIFICATIONS

part no.	weight (lbs.)	description	package	pkg qty	cross reference
024-03089	2.30	latch assembly	bulk set	1	10-1900 S/S
024-03059	.07	keeper bracket	single	1	-
024-03060	.07	striker plate	single	1	-
021-00309	.19	door hold-back (includes male and female ends)	packaged set	1	-

NOTE: If latch replacement is needed, style on original vent door must be used

LATCH ASSEMBLIES


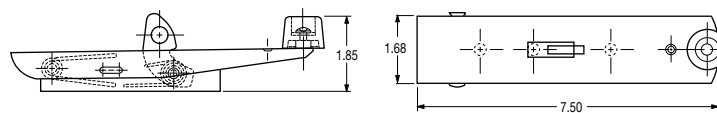
"Belly Box" Latch Assembly Packaged Sets

FEATURES

- Stainless steel or zinc finish

ORDER DETAILS

- Packaged set latch assembly includes latch and keeper bracket




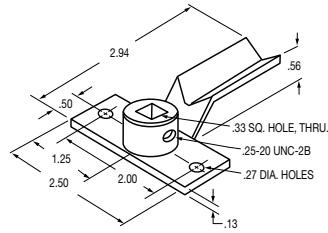
SPECIFICATIONS

part no.	weight (lbs.)	construction	package	pkg qty	cross reference
024-03040	.91	stainless steel	packaged set	1	Penz #10-1300 S/S
024-03056	.91	zinc	packaged set	1	Penz #10-1300 Z/P

Retainer Cam Assembly

FEATURES

- Steel construction
- Zinc plated finish



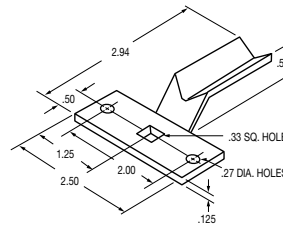
SPECIFICATIONS

part no.	weight (lbs.)	package	pkg qty	cross reference
021-00217	.21	single	1	Austin #16 Special

Retainer Cam

FEATURES

- Steel construction
- Zinc plated finish



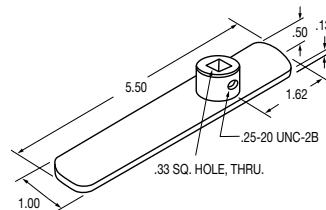
SPECIFICATIONS

part no.	weight (lbs.)	package	pkg qty	cross reference
021-00256	.12	single	1	Austin #16

Latch Bar Assembly

FEATURES

- Steel construction
- Zinc plated finish



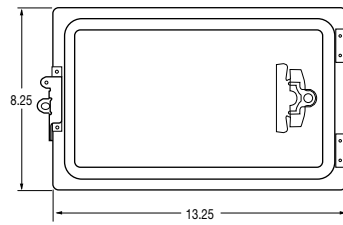
SPECIFICATIONS

part no.	weight (lbs.)	package	pkg qty	cross reference
021-00207	.26	single	1	similar to Austin #8702

Manifest Box

FEATURES

- Aluminum case with weatherproof gasket seal to protect contents
- Tab and click stop for secure latch closing along with padlock eyelet, chrome plated clip and aluminum rivets
- Stainless steel hinge and latch assembly
- Plain aluminum or white enamel finish




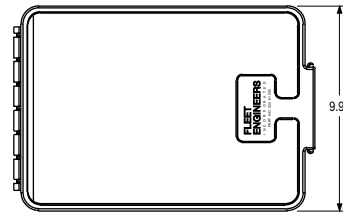
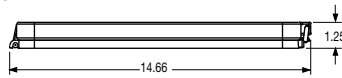
SPECIFICATIONS

part no.	weight (lbs.)	finish	package	pkg qty	cross reference
022-01087	1.00	plain aluminum	single	1	10-01
022-01089	1.00	white enamel	single	1	-

James King Style Document Holder

FEATURES

- For use on exterior post trailers and containers
- Heavy duty ABS plastic construction
- Latch closure protects against accidental opening
- Papers kept in place with large built-in clip




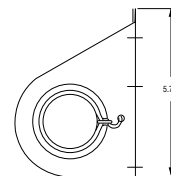
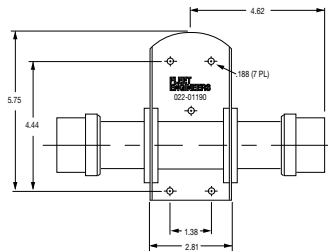
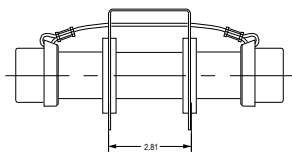
SPECIFICATIONS

part no.	weight (lbs.)	description	package	pkg qty	cross reference
022-01205	1.74	document holder	single	1	#550

Tite-Seal Style Document Holder

FEATURES

- Rubber end caps are attached with cable to prevent from getting lost



SPECIFICATIONS

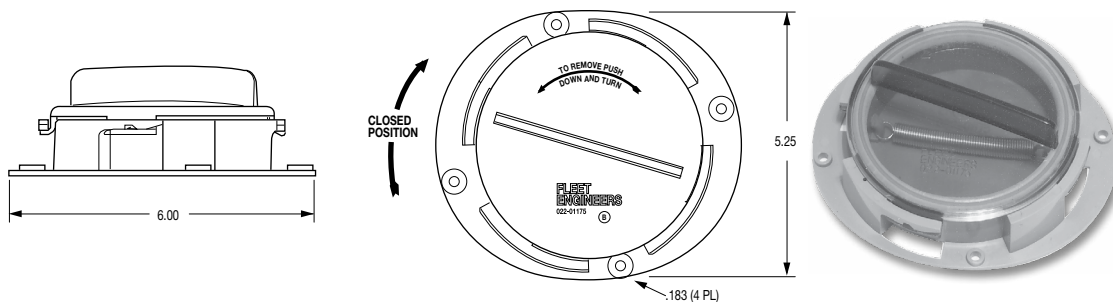
part no.	weight (lbs.)	description	package	pkg qty	cross reference
022-01190	.63	document holder	single	1	#TS158CK
022-01195	.07	end cap only	single	1	-

DOCUMENT HOLDERS

Plastic Document Holder

FEATURES

- Part number includes cover with gasket and base with retainer spring



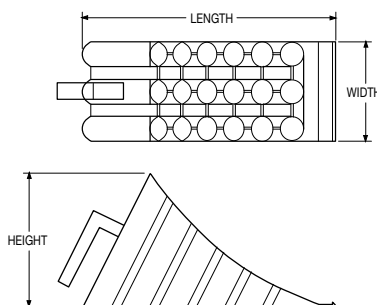
SPECIFICATIONS

part no.	weight (lbs.)	description	package	pkg qty	cross reference
022-01175	.36	document holder	single	1	PS-1, 97960
022-01180	.10	cover only	single	1	-

Plastic Wheel Chock

FEATURES

- Bright yellow (UV Stabilized) is very noticeable - less chance of leaving behind or tripping over
- Convenient handle makes it easier to carry or move
- Meets TUV DIN 76051, European Standard for wheel chocks
- Extremely lightweight-drivers are more likely to use



Patent #EU1300305

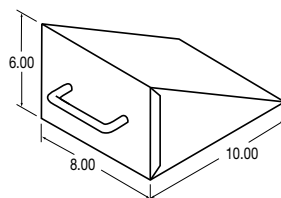
SPECIFICATIONS

part no.	weight (lbs.)	width	length	height	package	pkg qty
064-00018	1.92	6.00	15.00	8.00	single	1
064-00019	5.20	8.00	19.00	10.00	single	1

Steel Wheel Chock

FEATURES

- Steel welded construction
- Black primer finish
- Handle for easy positioning



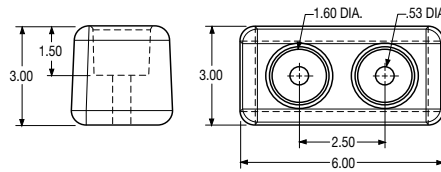
SPECIFICATIONS

part no.	weight (lbs.)	description	package	pkg qty
064-00008	8.30	wheel chock	single	1

Trailer Dock Bumper

FEATURES

- Molded durable rubber compound
- Two .53" mounting holes




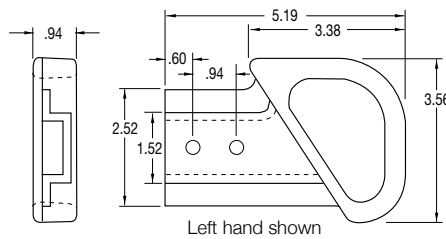
SPECIFICATIONS

part no.	weight (lbs.)	package	pkg qty
022-01409	2.64	single	1

T-Style Ramp Handles

FEATURES

- Black plastic construction



SPECIFICATIONS

part no.	weight (lbs.)	description	package	pkg qty	cross reference
025-60502	.20	left (roadside)	single	1	39504-1
025-60503	.20	right (curbside)	single	1	39504-2

Aluminum Trailer Patches

FEATURES

- Adhesive back adheres to a wide variety of material, easily covering holes or other blemishes on trailers
- Forms a shock resistant, watertight seal
- Painted white



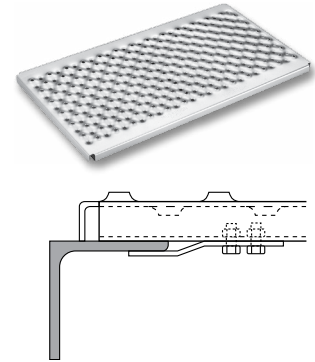
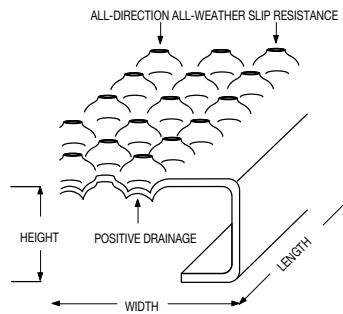
SPECIFICATIONS

part no.	weight (lbs.)	size	package	pkg qty
982-00500	.13	6" x 6"	single	1
982-00501	.25	6" x 12"	single	1
982-00502	.50	12" x 12"	single	1

Safety Service Decks

FEATURES

- All-direction, all-weather, slip-resistant design
- Positive drainage
- Available in aluminum or galvanized steel
- Rugged, lightweight construction
- Cross braces for added strength
- Pre-drilled holes for clamps
- Complete with mounting hardware
- Adjustable clamps allow for universal mounting
- Simple, economical, clamp-on installation



SPECIFICATIONS

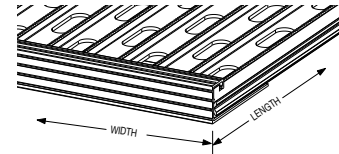


part no.	weight (lbs.)	description	width (in.)	length (in.)	height (in.)	construction	cross braces	package	pkg qty
054-00041	18.20	service deck	18.75	33.75	1.13	galvanized steel	one	packaged set	1
054-00042	23.00	service deck	23.75	33.75	1.13	galvanized steel	two	packaged set	1
054-00043	29.30	service deck	28.75	33.75	1.13	galvanized steel	three	packaged set	1
054-00044	34.25	service deck	33.75	33.75	1.13	galvanized steel	three	packaged set	1
054-00047	10.10	service deck	18.75	33.75	1.13	aluminum	one	packaged set	1
054-00048	13.73	service deck	23.75	33.75	1.13	aluminum	two	packaged set	1
054-00049	17.00	service deck	28.75	33.75	1.13	aluminum	three	packaged set	1
054-00050	19.50	service deck	33.75	33.75	1.13	aluminum	three	packaged set	1
051-00046	1.50	hardware for safety service deck	-	-	-	-	-	packaged set	1

SERVICE DECKS

Decorative Safety Service Decks - Top Mount

FEATURES

- Slip-resistant ribbed deck design
- Positive drainage
- Rugged, lightweight construction
- Aluminum construction
- Mounting hardware included



SPECIFICATIONS

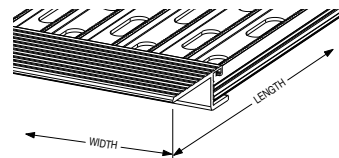

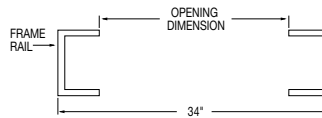
part no.	weight (lbs.)	description	width (in.)	length* (in.)	height (in.)	package	pkg qty	cross reference
054-00200	12.06	service deck	18.50	33.00	.88	packaged set	1	432
054-00201	16.50	service deck	27.25	33.00	.88	packaged set	1	433
054-00202	22.08	service deck	37.00	33.00	.88	packaged set	1	434
054-00203	27.22	service deck	46.25	33.00	.88	packaged set	1	435
051-00078	.70	hardware for decorative safety service deck top mount	-	-	-	packaged set	1	-

* Frame width direction

Decorative Safety Service Decks - Flush Mount

FEATURES

- Slip-resistant ribbed deck design
- Positive drainage
- Rugged, lightweight construction
- Aluminum construction
- Mounting hardware included



SPECIFICATIONS

part no.	weight (lbs.)	description	width (in.)	length* (in.)	height (in.)	frame rail opening dim.	package	pkg qty	cross reference
054-00220	11.10	service deck	18.50	33.18	n/a	26.25" to 27.00"	packaged set	1	442
054-00221	15.06	service deck	27.25	33.18	n/a	26.25" to 27.00"	packaged set	1	443
051-00077	.65	hardware for decorative safety service deck flush mount	-	-	-	-	packaged set	1	-

* Frame width direction

Folding Steps (Two-Step or Three-Steps)

FEATURES

- RoadKote primed steel
- Fits any standard truck frame
- 500 lbs. load capacity
- Available with 5.00' wide ICC bumper bar
- Serial numbers applied at factory for identification



ORDER DETAILS

- Contact Fleet Engineers for custom model needs

SPECIFICATIONS FOR TWO-STEP

part no.	weight (lbs.)	frame width (in.)	frame height (in.)	frame thickness (in.)	step width (in.)	step depth (in.)	step rise (in.)	ICC bar	package	pkg qty
054-00030	51.00	34.13	18.50	4.00	29.00	9.00	7.88	no	single	1
054-00031	85.00	34.13	20.00	4.00	29.00	9.00	7.88	yes	single	1


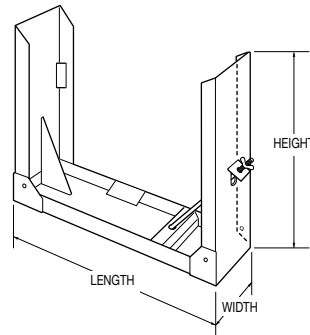
SPECIFICATIONS FOR THREE-STEP

part no.	weight (lbs.)	frame width (in.)	frame height (in.)	frame thickness (in.)	step width (in.)	step depth (in.)	step rise (in.)	ICC bar	package	pkg qty
054-00032	84.00	34.63	26.50	5.00	29.00	9.00	7.88	no	single	1
054-00033	118.00	34.63	28.25	5.00	29.00	9.00	7.88	yes	single	1

Back Of Cab Tire Carriers

FEATURES

- Heavy-duty, 3/16" steel construction
- RoadKote finish
- Mounting brackets and hardware are not included
- May use 033-00374 (Qty. 2) for mounting bracket - order separately



SPECIFICATIONS

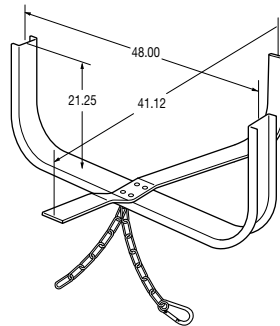
part no.	weight (lbs.)	tire size (in.)	length (in.)	height (in.)	width (in.)	package	pkg qty	cross reference
984-00114	59.00	up to 11.00 x 22.00	42.50	27.50	9.75	single	1	Nash #300013
984-00115	68.00	up to 11.00 x 24.50	46.00	27.50	10.75	single	1	Nash #300014

TIRE CARRIERS

Weld-On Tire Carrier

FEATURES

- Heavy-duty, 12 gauge, formed steel construction for U channel
- 0.375" x 4.00" L support
- RoadKote finish
- Accommodates tires up to 42" diameter and 12" tire width
- Additional warning decal sent at customer's request
- Comes with chain to secure tire



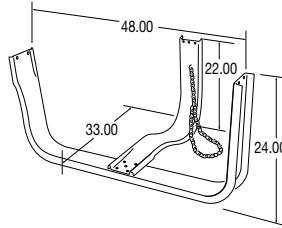
SPECIFICATIONS

part no.	weight (lbs.)	description	package	pkg qty
984-00066	44.00	assembled	single	1

Nash Style Spare Tire Carrier (Standard Mount)

FEATURES

- Heavy-duty, 12 gauge, formed steel construction
- RoadKote finish
- Accommodates tires up to 42" diameter and 18" tire width
- Universal mounting
- Additional warning decal sent at customer's request
- Optional Nash style adapter mounting brackets available (see below), part #981-00166 (boxed) or #981-00055 (bulk)



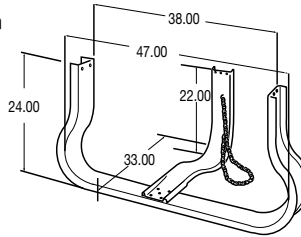
SPECIFICATIONS

part no.	weight (lbs.)	description	package	pkg qty	cross reference
984-00030	32.69	unassembled	bulk set	1	Nash #300002
984-00032	32.03	assembled	single	1	Nash #300001
981-00159	32.05	unassembled boxed	packaged set	1	-
984-00035	33.00	unassembled banded	packaged set	1	-

Nash Style Spare Tire Carrier (Narrow Mount)

FEATURES

- Heavy-duty, 12 gauge, formed steel construction
- RoadKote finish
- Accommodates tires up to 42" diameter and 12" tire width
- Universal mounting
- Additional warning decal sent at customer's request
- Optional Nash style adapter mounting brackets available (see below), part #981-00166 (boxed) or #981-00055 (bulk)



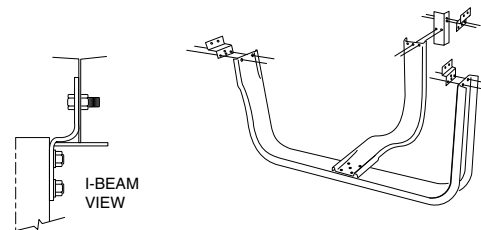
SPECIFICATIONS

part no.	weight (lbs.)	description	package	pkg qty	cross reference
984-00065	31.50	assembled	single	1	Nash #300062
984-00071	32.69	unassembled	bulk set	1	-

Nash Style Spare Tire Carrier Adapter

FEATURES

- RoadKote finish
- Includes zinc plated hardware
- Enable installation to I-beam cross members




SPECIFICATIONS

part no.	weight (lbs.)	package	pkg qty
981-00055	5.84	bulk set	1
981-00166	6.13	packaged set	1

Fastener Hardware

The following part numbers represent miscellaneous fasteners used throughout our product line. In most cases, the fasteners are included with the product. However, if you need a replacement fastener, please order from below.



BOLTS SPECIFICATIONS

part no.	weight (lbs.)	description	package	pkg qty	cross reference
991-00402-100	2.000	1/4" -20 x 1.25" rib neck carriage bolt (.56" head)	value pack	100	-
991-00609	.02	5/16" carriage bolt	single	1	W #2370
991-00700-100	3.000	1/4" -20 x 1.75" elevator bolt (1.00" head)	value pack	100	-
991-00085	.030	1/4" hex bolt 1.75"	single	1	T #80105-416
991-00126	.02	3/8" hex head bolt	single	1	T #89049, W #10-1073-2, 100100
991-00400-100	3.000	1/4" -20 x 1.25" step bolt (.75" head)	value pack	100	T #80015-1610, 120250
991-00401-100	3.000	1/4" -20 x 1.50" step bolt (.75" head)	value pack	100	T #80015-1610
991-00630-50	2.500	1/4" -20 x 3.00" step bolt (.75" head)	value pack	50	-
991-00631-50	3.000	1/4" -20 x 3.50" step bolt (.75" head)	value pack	50	-
991-00632-50	3.500	1/4" -20 x 4.50" step bolt (.75" head)	value pack	50	-
991-00506-50	3.500	1-3/4" long U-bolt	value pack	50	W #70-5

NUTS SPECIFICATIONS

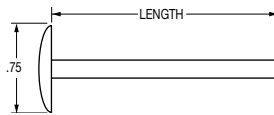


part no.	weight (lbs.)	description	finish	package	pkg qty	cross reference
992-00001-200	2.000	1/4" -20 hex nut		value pack	200	T #80352-420, 120300
992-00005	.01	5/16" hex nut		single	1	-
992-00701	.01	1/4" -20 kep nut	stainless steel	single	1	T #80352
992-01100-200	2.000	1/4" -20 kep nut	zinc	value pack	200	-
992-01101	.013	5/16" flanged lock nut		single	1	W #10-1063-1

PINS SPECIFICATIONS



part no.	weight (lbs.)	description	finish	package	pkg qty	cross reference
994-00002	.010	1/4" clevis pin	zinc	single	1	T #61026, W #10-1004-2, 240100
994-00002-100	2.000	1/4" clevis pin	zinc	value pack	100	-
994-00105	.003	cotter pin	zinc	single	1	T #80401-316, W #10-1009-5, 120000
994-00105-100	0.100	cotter pin	zinc	value pack	100	-
994-00106	.007	1/8" -2.5" cotter pin		single	1	-



RIVETS SPECIFICATIONS

part no.	weight (lbs.)	length (in.)	construction	package	pkg qty	cross reference
995-00111-400	8.00	1.00	zinc plated steel	value pack	400	T #89210-0032, W #80841T, 111000
995-00112-400	8.00	1.12	zinc plated steel	value pack	400	T #89210-0036, W #80842T, 111250
995-00113-400	8.00	1.25	zinc plated steel	value pack	400	T #89210-0040, 112500, 111250
995-00114	.02	1.00	stainless steel	single	1	T #89217-0032
995-00115	.02	1.12	stainless steel	single	1	T #89217-0036
995-00116	.02	1.25	stainless steel	single	1	T #89217-0040



SCREWS SPECIFICATIONS

part no.	weight (lbs.)	description	package	pkg qty	cross reference
996-01900	.05	dry freight door screw	single	1	Fruehauf #DXA-000696 PK1

WASHERS SPECIFICATIONS



Lock Washer

part no.	weight (lbs.)	description	package	pkg qty	cross reference
993-00004	.01	3/8" washer	single	1	T #80302, T #2436, 100010
993-00109	.02	SAE zinc washer	single	1	Miner #HW-1054-8x
993-00240-100	0.200	spacer washer	value pack	100	T #80020, W #6, 140100
993-00703	.004	5/16" split lock washer	single	1	-
993-00721	.002	1/4" lock washer	single	1	T #80322-225, W #10-1046-1, 120500

THIS PAGE LEFT BLANK INTENTIONALLY

Single Retail Bins for Door Hardware

FEATURES

- Creates a visual customer experience
- Point-of-Purchase Retail Bins designed to look great in a retail store
- Ideal for our most popular door replacement hardware
- Full color, durable quality

ORDER DETAILS

- 1 - 13 x 8-inch bin with product backer
- Products sold separately
- **This program is continually improving as we add more and more parts. Please check our website for the latest program details.**



shown with three bins lined in a row



RETAIL BINS

SPECIFICATIONS

part no.	weight (lbs.)	pop. code	description
POS-01601	0.84	A	13" x 8" single hardware bin - hold 1 part

SINGLE BIN PRODUCT AVAILABILITY

Any door hardware listed below is recommended for our Single Hardware Display Bin.


part no.	weight (lbs.)	description	recommended qty to fill bin
022-01081	8.60	3-Hole Hinge - Stoughton	10
022-01184	10.70	3-Hole Hinge - Utility	10
022-00975	8.60	4-Hole Hinge - Wabash	10
022-00407	11.90	3-Hole Hinge - Great Dane	10
022-01182	7.80	4-Hole Hinge - Wabash w/insert	10
023-01657	15.10	3-Hole Hinge - Hyundi	10
022-01407	10.00	3-Hole Hinge - Vanguard	10
022-01036	9.10	4-Hole Hinge - Trailmobile	10
025-10578	13.60	Handle Keeper - RoadKote	8
025-10577	25.20	Cam Lock Handle - RoadKote	4
025-10501	32.00	Maximum Strength Lock - Zinc	4
025-10502	13.44	Maximum Strength Keeper - Zinc	8

Swing and Roll-Up Door System Poster

Easily source your swing door hinges by displaying our 34" x 22" full color poster in your store.

Order today!

fleetengineers.com/literature



Divided Retail Bins for Door Hardware

FEATURES

- Creates a visual customer experience
- Point-of-Purchase Retail Bins designed to look great in a retail store
- Ideal for our most popular door replacement hardware
- Full color, durable quality

ORDER DETAILS

- 1 - 13 x 8-inch bin with divider and product backers
- Holds two products to maximize limited shelf space
- Products sold separately
- **This program is continually improving as we add more and more parts. Please check our website for the latest program details.**



SPECIFICATIONS

part no.	weight (lbs.)	description
POS-01611	0.96	13" x 8" divided hardware bin - hold 2 parts

DIVIDED BIN PRODUCT AVAILABILITY

Any door hardware listed below is recommended for our Divided Hardware Display Bin.

part no.	weight (lbs.)	description	recommended qty to fill 1 side
025-10100	5.25	1" Door Roller - Zinc	25
025-10102	8.00	2" Door Roller - Zinc	25
025-10101	8.00	2" Door Roller - Nylon Roller, Zinc	25
025-01434	6.20	Door Cable Roll-Up, Pair, 1/4" eye, 110" length, 7 x 19 stainless	10
025-01438	6.20	Door Cable Roll-Up, Pair, 1/4" eye, 115" length, 7 x 19 stainless	10
025-01446	6.60	Door Cable Roll-Up, Pair, 1/4" eye, 125" length, 7 x 19 stainless	10
025-01450	7.20	Door Cable Roll-Up, Pair, 1/4" eye, 130" length, 7 x 19 stainless	10
025-01435	7.10	Door Cable Roll-Up, Pair, 5/16" eye, 110" length, 7 x 19 stainless	10
025-01439	7.00	Door Cable Roll-Up, Pair, 5/16" eye, 115" length, 7 x 19 stainless	10
025-01447	8.00	Door Cable Roll-Up, Pair, 5/16" eye, 125" length, 7 x 19 stainless	10
025-01451	7.90	Door Cable Roll-Up, Pair, 5/16" eye, 130" length, 7 x 19 stainless	10
025E10002	20.00	End Hinge for 2" Rollers - RoadKote	50
025-10001	19.50	End Hinge for 1" Rollers - Zinc	50
025E10051	14.50	Center Hinge for Flush Mount 2" Rollers - RoadKote	50
025-10050	15.00	Center Hinge for Recessed 1" Rollers - Zinc	50
025-10250	20.50	Bottom Fixture Bracket for Recessed 1" Roller Door - Zinc	50
025-10200	33.00	Top Fixture Bracket Assembly for Recessed 1" Roller Door - Zinc	50
025E10220	41.00	Top Closure Plate and Slide - RoadKote	50
025E90041	11.70	Bottom Roller Assembly - RoadKote	50
025E10311	11.50	Heavy Duty Lift Handle - RoadKote	25
025E10403	3.50	Pull Strap 29.50" assembly - RoadKote	10


* Door Cables are packaged by the pair in a retail pack (branded bag). You have the option of displaying in the bins or hanging in your store.

Retail Packs for Point-of-Purchase

FEATURES

- Creates a visual customer experience
- Point-of-Purchase Retail Packs designed to look great in a retail store
- Quick and easy way to stock and sell multiple pieces
- Lower cost per item than buying each piece individually
- Call your Customer Sales Representative to configure a plan-o-gram configuration for your store

ORDER DETAILS

- Look for the icon  throughout the catalog or select from the following specification lists

RETAIL PACKS



SPECIFICATIONS FOR PARTS AND ACCESSORIES

part no.	weight (lbs.)	description	pkg qty
011-00100-2	1.60	Brace Lug, 2"x2.5"x2.5"	2
982-00046-PKG	1.50	Tie Down D-Ring with Cast Weld-on Clip, 5/8"	1
982-00274-PKG	4.21	Tie Down D-Ring with Cast Weld-on Clip, 1", 3"x4"	1
982-00304-PKG	0.94	Tie Down D-Ring with Bolt-on Clip, 1/2"	1

SPECIFICATIONS FOR SPRAY CONTROL

part no.	weight (lbs.)	description	pkg qty
032-00199-2	5.48	Post Mount Socket	2
033-00051-2	6.80	Mud Flap Mounting Angle	2
033-00053-2	2.90	Mud Flap Retaining Strap	2
033-04259-2	0.60	Universal Conspicuity Plates, straight	2
033-04263-2	1.20	Universal Conspicuity Plates, shortie	2
031-01275-2	1.85	Reflector/Holder for Mud Flap Brackets, straight	2
031-01276-2	2.05	Reflector/Holder for Mud Flap Brackets, shortie	2

SPECIFICATIONS FOR DOOR SYSTEMS

part no.	weight (lbs.)	description	pkg qty
025-60006	2.40	1" recessed door replacement hardware (roller, end and center hinge, hardware), zinc	2
025-60008	2.40	2" flush mount door replacement hardware (roller, end and center hinge, hardware), RoadKote	2
025-10001-10	3.90	End Hinge 1" Roller	10
025E10002-10	4.00	End Hinge 2" Roller, RoadKote	10
025-10050-10	3.00	Hinge 1" Roller PrecisionTrak Recessed Center	10
025-10100-10	2.10	Roller 1" Door, Steel, 2.5" shaft	10
025-10105-10	2.50	Roller 1" Door, Steel, 3.5" shaft	10
025-10101-10	3.20	Roller 2" Door, Nylon, 3" zinc-plated shaft	10
025-10104-10	3.10	Roller 2" Door, Nylon, 3.5" stainless steel shaft	10
025-10102-10	3.20	Roller 2" Door, Steel	10
025-10113-4	1.92	Roller 2" Door, Steel, Long-Stem, 6.5" unplated shaft	4
025-10202-10	2.30	Fixture Bracket 1" Recessed Roller Slide Top	10
025-10250-10	4.10	Fixture 1" Recessed Roller Bottom	10
025-10300-10	0.80	Bracket Cable Anchor	10
025E10051-10	2.90	Hinge 2" Roller Flush Mount Center	10
025-01029	6.20	Door Cable Roll-Up, Pair, 1/4" eye, 110" length, 7 x 7 galvanized	1 pair
025-01031	5.80	Door Cable Roll-Up, Pair, 1/4" eye, 115" length, 7 x 7 galvanized	1 pair
025-01035	6.70	Door Cable Roll-Up, Pair, 1/4" eye, 130" length, 7 x 7 galvanized	1 pair
025-01037	6.20	Door Cable Roll-Up, Pair, 5/16" eye, 97" length, 7 x 7 galvanized	1 pair
025-01039	7.70	Door Cable Roll-Up, Pair, 5/16" eye, 125" length, 7 x 7 galvanized	1 pair
025-01053	7.00	Door Cable Roll-Up, Pair, 7/16" eye, 105" length, 7 x 7 galvanized	1 pair
025-01055	7.00	Door Cable Roll-Up, Pair, 7/16" eye, 110" length, 7 x 7 galvanized	1 pair
025-01057	7.20	Door Cable Roll-Up, Pair, 7/16" eye, 115" length, 7 x 7 galvanized	1 pair
025-01059	7.50	Door Cable Roll-Up, Pair, 7/16" eye, 125" length, 7 x 7 galvanized	1 pair
025-01065	5.10	Door Cable Roll-Up, Pair, 1/4" eye, 97" length, 7 x 7 galvanized	1 pair
025-01067	5.60	Door Cable Roll-Up, Pair, 5/16" eye, 105" length, 7 x 7 galvanized	1 pair
025-01069	7.00	Door Cable Roll-Up, Pair, 1/4" eye, 120" length, 7 x 7 galvanized	1 pair
025-01070	7.50	Door Cable Roll-Up, Pair, 5/16" eye, 120" length, 7 x 7 galvanized	1 pair
025-01074	6.00	Door Cable Roll-Up, Pair, 1/4" eye, 125" length, 7 x 7 galvanized	1 pair
025-01075	8.00	Door Cable Roll-Up, Pair, 7/16" eye, 130" length, 7 x 7 galvanized	1 pair
025-01076	6.00	Door Cable Roll-Up, Pair, 1/4" eye, 105" length, 7 x 7 galvanized	1 pair
025-01078	6.70	Door Cable Roll-Up, Pair, 5/16" eye, 110" length, 7 x 7 galvanized	1 pair
025-01088	7.00	Door Cable Roll-Up, Pair, 5/16" eye, 115" length, 7 x 7 galvanized	1 pair
025-01123	7.70	Door Cable Roll-Up, Pair, 5/16" eye, 130" length, 7 x 7 galvanized	1 pair
025-01426	5.40	Door Cable Roll-Up, Pair, 1/4" eye, 97" length, 7 x 19 stainless	1 pair
025-01427	6.40	Door Cable Roll-Up, Pair, 5/16" eye, 97" length, 7 x 19 stainless	1 pair
025-01430	6.00	Door Cable Roll-Up, Pair, 1/4" eye, 105" length, 7 x 19 stainless	1 pair
025-01431	6.80	Door Cable Roll-Up, Pair, 5/16" eye, 105" length, 7 x 19 stainless	1 pair
025-01434	6.20	Door Cable Roll-Up, Pair, 1/4" eye, 110" length, 7 x 19 stainless	1 pair
025-01435	7.10	Door Cable Roll-Up, Pair, 5/16" eye, 110" length, 7 x 19 stainless	1 pair
025-01438	6.20	Door Cable Roll-Up, Pair, 1/4" eye, 115" length, 7 x 19 stainless	1 pair
025-01439	7.00	Door Cable Roll-Up, Pair, 5/16" eye, 115" length, 7 x 19 stainless	1 pair
025-01442	7.00	Door Cable Roll-Up, Pair, 1/4" eye, 120" length, 7 x 19 stainless	1 pair
025-01443	7.50	Door Cable Roll-Up, Pair, 5/16" eye, 120" length, 7 x 19 stainless	1 pair
025-01446	6.60	Door Cable Roll-Up, Pair, 1/4" eye, 125" length, 7 x 19 stainless	1 pair
025-01447	8.00	Door Cable Roll-Up, Pair, 5/16" eye, 125" length, 7 x 19 stainless	1 pair
025-01450	7.20	Door Cable Roll-Up, Pair, 1/4" eye, 130" length, 7 x 19 stainless	1 pair
025-01451	7.90	Door Cable Roll-Up, Pair, 5/16" eye, 130" length, 7 x 19 stainless	1 pair
025-01575	5.70	Door Cable Roll-Up Beverage Body, pair, 1/4" eye, 110" length, 7 x 7 galvanized	1 pair

AeroFlap Point-of-Purchase Display

FEATURES

- Colorful display generates product interest
- Lightweight, only 8 pounds
- Maximizes product sales
- Compact, floor-space saving design

ORDER DETAILS

- Unassembled
- Includes AeroFlap AF-24 in black



RETAIL DISPLAYS

SPECIFICATIONS

part no.	weight (lbs.)	description	package	pkg qty
034-00257	8.00	25" x 51" hanging display	single	1

AEROFAP IN-STORE DISPLAY INSTALLATION INSTRUCTIONS

STEP 1
Remove backing from double-sided tape on back of display, fold display in half and press sides together concentrating on the vertical edges below "C" and "E".

STEP 2
Insert the AeroFlap between the 4 sets of tabs, aligning the flap holes with the pre-cut display holes "A", and insert (4) silver screws. Tighten evenly.

STEP 3
Insert (4) black screws into pre-cut holes at "B". Tighten evenly.

STEP 4
Thread wire through pre-cut hole at point "C". Tie a Stopper Knot at one end (see diagram below for knot tying instructions) Thread the wire through the clear plastic loop (point "D") before threading the rest of the wire through pre-cut hole at point "E". Tie a second Stopper Knot.

STEP 5
Trim the loose ends of each knot with wire cutters. Display is now ready to hang from ceiling structure.

HOW TO TIE A FIGURE 8 STOPPER KNOT

STEP 1
STEP 2
STEP 3

FLEET ENGINEERS
Driving Forward™

Fleet Engineers Floor Mat

FEATURES

- Fleet Engineers logo floor mat with crisp, clear graphic
- Ideal for showroom floors

ORDER DETAILS

- Gray yarn with color Fleet Engineers logo
- Size: 3.75-ft x 5.75-ft



SPECIFICATIONS

part no.	weight (lbs.)	description	package	pkg qty
POS-01701	11.00	69" x 36" floor mat	single	1

Fleet Engineers Counter Stool

FEATURES

- Imprinted Fleet Engineers logo
- Classic design
- 30" tall
- Easy Assembly
- Swivel seat



SPECIFICATIONS

part no.	weight (lbs.)	description	package	pkg qty
POS-01501	19.00	30" tall counter stool	single	1

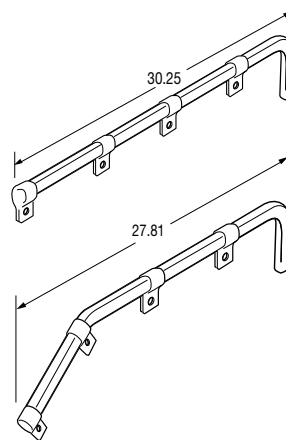
Standard/Shortie Bar Type Mud Flap Brackets Point-of-Purchase Display

FEATURES

- Standard barrel includes 50, right angle, .63" mud flap bracket arms
- Shortie barrel includes 40, Shortie right angle, .63" mud flap bracket arms
- Arms available separately

ORDER DETAILS

- Contact our sales department regarding any application questions



SPECIFICATIONS

part no.	weight (lbs.)	description	package	pkg qty
031-00050	228.00	Straight P.O.P. Barrel and bracket arms	packaged set	50
034-00426	4.40	Straight .63" right angle bracket arm	single	1
031-00049	184.50	Shortie P.O.P. Barrel and bracket arms	packaged set	40
034-00433	4.42	Shortie .63" Shortie right angle bracket arm	single	1

Cross Reference

NUMERICAL/ALPHABETICAL

Cross ref. no.	Name	Fleet #	Page #
6	Whiting	993-00240-100	190
15	Whiting	025E10051	101
16	Austin	021-00256	180
20	Polar	024-03000	175
48	Polar	021-00043	154
77	Whiting	025-10332	108
77	Whiting	025-10577	108
432	Merrit	054-00200	185
433	Merrit	054-00201	185
434	Merrit	054-00202	185
435	Merrit	054-00203	185
442	Merrit	054-00220	185
443	Merrit	054-00221	185
550	James King	022-01205	181
1021	Whiting	025E10270	105
1089	Miner	022-01182	132
1092	Whiting	025-60100	109
1207	Whiting	025E10004	101
1208	Whiting	025E10003	101, 105
1209	Whiting	025E10002	101
1291	Buffer USA	013-01192	173
1295	Buffer	013-00073	173
1296	Buffer	013-00427	172
1297	Buffer	013-00429	172
1298	Buffer	013-00430	172
1306	Buffer	011-00104	171
1364	Buffer	011-00098	171
1365	Buffer	013-00437	172
1366	Buffer	013-00439	172
1367	Buffer	013-00440	172
1370	Whiting	025E10271	105
1381	Buffer	012-00981	171
1382	Buffer	012-00981	171
1613	Buffer	013-00991	171
1614	Buffer	013-00992	171
1615	Buffer	013-00993	171
1664	Buffer	013-00436	172
1676	Whiting	026-40027	126
1695	Buffer	013-00426	172
1715	Whiting	025-10311	121
1715	Whiting	025-10330	121
1801	Whiting	026-40026	130
2105	Phoenix	031-01635	11, 32
2370	Whiting	991-00609	189
2436	Todco	993-00004	190
2471	Whiting	027-20126	118
2471	Whiting	027-20127	118

Cross ref. no.	Name	Fleet #	Page #
2518	Whiting	027-20202	119
2523	Whiting	027-20308	120
2524	Whiting	027-20307	120
2525	Whiting	027-20305	120
2526	Whiting	027-20306	120
2528	Whiting	027-20003	119
2528	Whiting	027-20004	119
2547	Whiting	027-20303	119
2548	Whiting	027-20304	119
2701	Whiting	027-20100	115
2766	Whiting	025-10333	108
2766	Whiting	025-10578	108
2800	James King	031-01275-2	84, 195
2804	Whiting	025-60052	109
2806	Whiting	027-20115	118
2807	Whiting	027-20114	118
2845	James King	031-01276-2	84, 195
2906	Kentucky	022-00614	138
2996	Whiting	025-10102	106
3100	Whiting	027-20000	115
3228	Whiting	025-10101	106
3257	Whiting	026-40001	126
4003	Whiting	025-10250	103
4004	Whiting	025-10300	123
4007	Whiting	025-10001	99
4007	Whiting	025E10001	99
4012	Whiting	025-10050	99
4013	Whiting	027-20301	116
4014	Whiting	027-20300	116
4019	Whiting	026-40410	128
4021	Whiting	025-60050	109
4024	Whiting	025-60000	109
4025	Whiting	027-20201	116
4025	Whiting	027-20208	116
4026	Whiting	025-10100	106
4027	Whiting	025-10100	106
4028	Whiting	027-20400	117
4029	Whiting	027-20401	117
4032	Whiting	026-40204	127
4032	Whiting	026-40210	127
4033	Whiting	027-20500	117
4034	Whiting	026-40007	126
4034	Whiting	026-40018	126
4034	Whiting	026-40019	126
4038	Whiting	025-10202	103
4039	Whiting	025-10200	103
4040	Whiting	025-10331	122

Cross Reference

NUMERICAL/ALPHABETICAL

Cross ref. no.	Name	Fleet #	Page #
4040	Whiting	025-10432	122
4045	Whiting	028-00101	110
4045	Whiting	028-00114	110
4045	Whiting	028-00290	110
4046	Whiting	028-00190	110
4046	Whiting	028-01101	110
4046	Whiting	028-01114	110
4050	Whiting	027-20200	116
4050	Whiting	027-20207	116
4051	Whiting	025-10201	103
4052	Whiting	028-30051	112
4052	Whiting	028-30061	112
4053	Whiting	028-30050	112
4053	Whiting	028-30060	112
4110	Whiting	025-10601	121
4126	Whiting	025-10602	121
4132	Whiting	025-10600	121
5600	Whiting	025-60652	104
5601	Austin	022-01022	153
5803	Whiting	025-10301	123
5867	Eberhard	022-00631	149
5867	Eberhard	022-00633	149
5897	Eberhard	022-00030	139
6944	Whiting	025-10305	104
6944	Whiting	025E10220	104
7470	Whiting	026-40402	129
8206	Great Dane	023-00562	137
8280	Whiting	026-40037	130
8702	Austin	021-00207	180
14885	Hansen	983-00135	167
15152	Great Dane	022-01007	136
20038	Vanco	022-01055	145
37025	Kinedyne	982-00256	163
44573	Great Dane	997-98015	147
45064	Great Dane	022-01084	161
47563	Great Dane	022-01058	136
51037	Todco	027-20000	115
51038	Todco	027-20500	117
51041	Todco	027-20200	116
51041	Todco	027-20207	116
51042	Todco	027-20100	115
51043	Todco	027-20201	116
51043	Todco	027-20208	116
59003	Todco	025-01446	124, 195
59003	Todco	025-01450	124, 195
59004	Todco	025-01438	124, 195

Cross ref. no.	Name	Fleet #	Page #
59123	Todco	025-10001	99
59123	Todco	025E10001	99
59126	Todco	025-10050	99
59158	Todco	027-20200	116
59158	Todco	027-20207	116
59174	Todco	027-24200	115
59290	Todco	027-20000	115
61026	Todco	994-00002	189
61174	Todco	025-10100	106
61191	Todco	026-40007	126
61191	Todco	026-40018	126
61191	Todco	026-40019	126
61196	Todco	025-10050	99
61204	Todco	025-10300	123
61223	Todco	025-10601	121
61229	Todco	025-10602	121
61352	Todco	025-10250	103
61401	Todco	025-10311	121
61401	Todco	025-10330	121
61424	Todco	025-10101	106
69020	Todco	025-10600	121
69035	Todco	025-10001	99
69035	Todco	025E10001	99
69131	Todco	025-60100	109
69162	Todco	025-10100	106
69249	Todco	025-10250	103
69341	Todco	025-60000	109
69431	Todco	025-10202	103
69432	Todco	025-10201	103
69433	Todco	025-10200	103
69570	Todco	025-10500	107
69571	Todco	025-10501	107
69572	Todco	025-10502	107
69718	Todco	026-40200	127
69790	Todco	026-40202	127, 128
69832	Todco	025-10331	122
69832	Todco	025-10432	122
69840	Todco	026-40410	128
70001	Todco	026-40204	127
70001	Todco	026-40210	127
70093	Todco	025-60050	109
70105	Todco	026-40600	128
70159	Todco	025E10051	101
70160	Todco	025E10004	101
70161	Todco	025E10003	101, 105
70162	Todco	025E10002	101

Cross Reference

NUMERICAL/ALPHABETICAL

Cross ref. no.	Name	Fleet #	Page #
70224	Todco	025-10102	106
70225	Todco	025-10101	106
70311	Todco	025E10324	99
80020	Todco	993-00240-100	190
80302	Todco	993-00004	190
80352	Todco	992-00701	189
80840	Todco	026-40001	126
80844	Todco	025-10420	122
89049	Todco	991-00126	189
89204	Todco	026-40010	126
97960	Truck Lite	022-01175	182
100010	Diamond	993-00004	190
100100	Diamond	991-00126	189
111000	Diamond	995-00111-400	190
111250	Diamond	995-00112-400	190
111250	Diamond	995-00113-400	190
112500	Diamond	995-00113-400	190
120000	Diamond	994-00105	189
120250	Diamond	991-00400-100	189
120300	Diamond	992-00001-200	189
120500	Diamond	993-00721	190
140100	Diamond	993-00240-100	190
203000	Koneta	031-01636	10
210100	Diamond	025-10201	103
210200	Diamond	025-10202	103
220000	Diamond	025-10001	99
220100	Diamond	025-10050	99
230000	Diamond	025-10250	103
240000	Diamond	025-10300	123
240100	Diamond	994-00002	189
250000	Diamond	025-10311	121
250000	Diamond	025-10330	121
257000	Whiting	025-10402	122
260000	Diamond	026-40007	126
260000	Diamond	026-40018	126
260000	Diamond	026-40019	126
280000	Diamond	025-10501	107
280100	Diamond	025-10502	107
291000	Diamond	025-10100	106
300001	Nash	984-00032	188
300002	Nash	984-00030	188
300013	Nash	984-00114	187
300014	Nash	984-00115	187
300062	Nash	984-00065	188
310000	Whiting	027-20000	115
320000	Diamond	027-20500	117

Cross ref. no.	Name	Fleet #	Page #
330000	Whiting	027-20300	116
330100	Whiting	027-20301	116
340000	Whiting	027-20201	116
340000	Whiting	027-20208	116
340100	Whiting	027-20200	116
340100	Whiting	027-20207	116
360000	Diamond	027-20400	117
360100	Diamond	027-20401	117
500000	Diamond	026-40202	127, 128
503000	Koneta	031-01071	11
523000	Koneta	031-01070	11
586930	Fruehauf	022-00081	152
610200	Whiting	026-40001	126
620200	Diamond	026-40410	128
630300	Todco	026-40200	127
2810093	Dorsey	022-00888	134
2810919	Dorsey	022-00889	133
3190100	Great Dane	997-98027	147
3410019	Utility	022-01056	144
4101481	Dorsey	022-00392	133
4101482	Dorsey	022-00391	133
5248614	Dorsey	997-98022	147
5609022	Dorsey	022-00393	133
20003977	Hyundai	023-01657	137
21100291	Wabash	022-00975	146
21101272	Wabash	022-01047	146
31801018	Great Dane	022-00407	135
42500813	Great Dane	023-01656	137
43000124	Great Dane	022-01412	136
6616396000	Kentucky	022-01035	138
6616600000	Kentucky	022-01040	138
004141	Morgan	022-01051	141
004161	Morgan	022-01046	141
02-10-A	Penz	011-00098	171
02-13-A	Penz	011-00100	171
022-58857-000	Freightliner	033-05176	32
022-58857-001	Freightliner	033-05175	32
027-14488	Great Dane	022-01009	136
03-207-H	Penz	013-00426	172
03-207-V	Penz	013-00436	172
03-211-H	Penz	013-00427	172
03-211-V	Penz	013-00437	172
03-215-H	Penz	013-00429	172
03-215-V	Penz	013-00439	172
03-221-H	Penz	013-00430	172
03-221-V	Penz	013-00440	172

Cross Reference

NUMERICAL/ALPHABETICAL

Cross ref. no.	Name	Fleet #	Page #
04-08316-000-00	Stoughton	022-01008	141
04-10-26-41	Penz	013-01601	171
04-10-42-57	Penz	013-01602	171
04-10-56-72	Penz	013-01603	171
04-40-26-41	Penz	013-00991	171
04-40-42-57	Penz	013-00992	171
04-40-56-72	Penz	013-00993	171
04-536-X	Penz	012-00002	170
04-552-X	Penz	012-00003	170
04-86386-001-00	Stoughton	022-01081	142
05-300	Penz	013-01192	173
05-310	Penz	013-00073	173
05-312	Penz	013-01604	173
05-319	Penz	013-01196	173
06-405	Penz	013-00240	174
06-410	Penz	013-00232	174
06-411	Penz	013-00244	174
06-421	Penz	013-00336	174
07-50	Penz	033-00051	78
07-50-1	Penz	033-00053	78
08138	Great Dane	023-00563	137
1-1	Whiting	025-01447	124, 195
1-4	Whiting	025-01451	124, 195
1-4950-004	Utility	023-00943	145
1-5869	Eberhard	022-00605	149
1-7	Whiting	025-01427	124, 195
1-8	Whiting	025-01435	124, 195
10-1	Penz	022-01087	181
10-1004-2	Whiting	994-00002	189
10-1009-5	Whiting	994-00105	189
10-1025-4	Whiting	027-20530	117
10-1033-2	Whiting	992-00005	189
10-1046-1	Whiting	993-00721	190
10-1063-1	Whiting	992-01101	189
10-1073-2	Whiting	991-00126	189
10-1300S/S	Penz	024-03040	179
10-1300Z/P	Penz	024-03056	179
10-1900S/S	Penz	024-03089	179
11-2	Whiting	028-32072	114
11-2	Whiting	028-32082	114
11-3	Whiting	028-32071	114
11-3	Whiting	028-32081	114
1208-1	Whiting	025-10286	101, 105
1209-1ASM	Whiting	025-10009	101
1305 KIT	Buffer	013-00240	174
1371A	Whiting	025E90041	105

Cross ref. no.	Name	Fleet #	Page #
1407 KIT	Buffer	013-00244	174
15-1	Whiting	025-10052	101
15-CRHD	ITW	983-00318	162
1585-6	Fleetline	031-00095	43
1585B-KIT	J.King/Fleetline	031-01070	11
1585LM-KIT	Fleetline	031-01074	13
1590B-KIT	J.King/Fleetline	031-01071	11
16 SPECIAL	Austin	021-00217	180
1600-11M	Fleetline	032-00194	24
1600-15M	Fleetline	032-00199	34
1900 KIT	J.King/Fleetline	031-01636	10
1969-6X	Eberhard	023-00491	151
2008R	Polar	022-00605	149
2008RP	James King	033-04994	84
2008RS	James King	033-04994	84
2008WP	James King	033-04995	84
2008WS	James King	033-04995	84
2275-1	Whiting	028-02201	114
2275-1	Whiting	028-02202	114
2275-1	Whiting	028-02214	114
2275-1	Whiting	028-02215	114
2275-1	Whiting	028-02290	114
2275-1	Whiting	028-02291	114
2275-2	Whiting	028-02090	114
2275-2	Whiting	028-02091	114
2275-2	Whiting	028-02101	114
2275-2	Whiting	028-02102	114
2275-2	Whiting	028-02114	114
2275-2	Whiting	028-02115	114
29-4	Hansen	022-01022	153
29-4	Hansen	022-01023	153
3-1250-25	Utility	022-01085	161
3-4100-0022	Utility	022-01184	145
3-6101-071	Utility	997-98019	148
3-6101-08	Utility	997-98019	148
30-7391S	Protech	031-01630	41
353-239	Manac	022-01043	139
375-10	M.D.Cline	982-00255	164
39504-1	Todco	025-60502	183
39504-2	Todco	025-60503	183
4-18-0055	American	022-00030	139
4020-1	Whiting	025-01426	124, 195
4020-1	Whiting	025-01430	124, 195
4020-1	Whiting	025-01434	124, 195
4020-1	Whiting	025-01438	124, 195
4020-1	Whiting	025-01446	124, 195

Cross Reference

NUMERICAL/ALPHABETICAL

Cross ref. no.	Name	Fleet #	Page #
4300 CHROME	Eberhard	022-00627	151
45-PF5	ITW	982-00260	168
49014-1	Todco	028-00190	110
49014-1	Todco	028-01101	110
49014-1	Todco	028-01114	110
49014-2	Todco	028-00101	110
49014-2	Todco	028-00114	110
49014-2	Todco	028-00290	110
49702-1	Todco	028-30050	112
49702-1	Todco	028-30060	112
49702-2	Todco	028-30051	112
49702-2	Todco	028-30061	112
5060-2	Merritt	031-01636	10
51036-1	Todco	027-20401	117
51036-2	Todco	027-20400	117
515-10-61A	Trailmobile	023-00008	144
515-10-65	Trailmobile	022-00966	143
515-10-73A	Trailmobile	023-00940	144
515-10-78-1	Trailmobile	022-01036	144
515-12-13	Trailmobile	997-98016	148
55-01-A	Penz	982-00050	165
55-02-A	Penz	982-00048	165
55-05	Penz	982-00047	165
5897-2	Timpte	022-00030	139
59033-1	Todco	027-20301	116
59033-2	Todco	027-20300	116
59129-1	Todco	027-20301	116
59129-2	Todco	027-20300	116
615601	Austin	022-01024	153
6944-1	Whiting	025-10225	104
69964-1	Todco	025-10261	103
69964-2	Todco	025-10260	103
6A-23557	Strick	021-00010	142
70-5	Whiting	991-00506-50	189
80015-1610	Todco	991-00400-100	189
80015-1610	Todco	991-00401-100	189
80105-416	Todco	991-00085	189
80322-225	Todco	993-00721	190
80352-420	Todco	992-00001-200	189
80352-518	Todco	992-00005	189
80401-316	Todco	994-00105	189
80701-2	Todco	027-20530	117
80841T	Whiting	995-00111-400	190
80842T	Whiting	995-00112-400	190
89210-0032	Todco	995-00111-400	190
89210-0036	Todco	995-00112-400	190

Cross ref. no.	Name	Fleet #	Page #
89210-0040	Todco	995-00113-400	190
89217-0032	Todco	995-00114	190
89217-0036	Todco	995-00115	190
89217-0040	Todco	995-00116	190
9-5	Austin	022-00545	150
9-5	Austin	022-00830	150
99835-1	Todco	029C98090	89
99836-1	Todco	029C98100	89
99836-2	Todco	029-98100	89
99837-1	Todco	029C98105	89
99837-2	Todco	029-98105	89
99838-1	Todco	029C98112	89
99838-2	Todco	029-98112	89
A1-5884-U	Eberhard	022-00551	150
A1-5984-50	Eberhard	022-00614	138
A22-58858-000	Freightliner	033-05176	32
A22-58858-001	Freightliner	033-05175	32
A23L	Betts	034-00429	60
A23R	Betts	034-00430	60
A25	Betts	034-00426	60
A29L	Betts	034-00427	61
A29R	Betts	034-00428	61
A33L	Betts	034-00436	62
A33R	Betts	034-00437	62
A35	Betts	034-00433	63
A39L	Betts	034-00434	63
A39R	Betts	034-00435	63
A69L	Betts	034-00642	61
A69R	Betts	034-00643	61
A79L	Betts	034-00650	63
A79R	Betts	034-00651	63
A81	Betts	034-00685	63
A82	Betts	034-00679	60
A83L	Betts	034-00636	60
A83R	Betts	034-00637	60
A84L	Betts	034-00668	62
A84R	Betts	034-00669	62
A87L	Betts	034-00877	62
A87R	Betts	034-00878	62
AA33C01060100	Strick	022-00490	143
AA35F00020100	Strick	021-00010	142
AA35F00040100	Strick	021-00025	142
AA35F00100100	Strick	022-01003	143
AA35F00230100	Strick	022-01013	143
AE54111	Pines	022-00995	141
AH-001	Austin	021-00181	149

Cross Reference

NUMERICAL/ALPHABETICAL

Cross ref. no.	Name	Fleet #	Page #
AH-1040	Austin	983-00135	167
AH170ZN	Austin	982-00244	168
AH172ZN	Austin	982-00268	168
B17-0116C	Miller	022-00030	139
B25	Betts	031-00125	60
B29	Betts	031-00129	61
B33	Betts	031-00133	62
B35	Betts	031-00135	63
B382W	Buyers Products	982-00304	165
B38W	Buyers Products	982-00270	165
B39	Betts	031-00139	63
B40	Buyers Products	982-00271	166
B46	Buyers Products	982-00272	166
B48	Buyers Products	982-00273	166
B50	Buyers Products	982-00274	167
B5055	Buyers Products	982-00275	167
B572825WTBK	Betts	033-04555	53
B572825WTBK	Betts	033-05190	55
B572825WTSK	Betts	033-04567	53
B572825WTSK	Betts	033-05191	55
B573025NTBK	Betts	033-00868	58
B573025WTBK	Betts	033-04530	53
B573025WTBK	Betts	033-05192	55
B573025WTSK	Betts	033-04550	53
B575	Betts	033-05193	55
B600	Betts	031-00893	66
B601	Buyers Products	982-00244	168
B67	Betts	033-04647	54
B67	Betts	033-05196	56
B6728	Betts	033-04542	54
B6728	Betts	033-05194	56
B6728S	Betts	033-04546	54
B6728S	Betts	033-05195	56
B673025NTBK	Betts	033-03404	59
B67NT	Betts	033-03404	59
B67S	Betts	033-04648	54
B67S	Betts	033-05197	56
B69	Betts	031-00147	61
B701SM	Buyer Products	982-00257	168
B750	Betts	031-00894	66
B773025NTBK	Betts	033-00868	58
B79	Betts	031-00150	63
B801	Buyer Products	982-00260	168
B81	Betts	031-00105	63
B82	Betts	031-00102	60
B83	Betts	031-00108	60

Cross ref. no.	Name	Fleet #	Page #
B84	Betts	031-00110	62
B87	Betts	031-00553	62
BCF004678001	Fruehauf	022-01004	134
BF-28P-KIT	Fleetline	033-00270	58
BF-28SS-KIT	Fleetline	033-00277	58
BF28PCX-KIT	Fleetline	033-04555	53
BF28PCX-KIT	Fleetline	033-05190	55
BF28SSCX-KIT	Fleetline	033-04567	53
BF28SSCX-KIT	Fleetline	033-05191	55
BF30P-KIT	Fleetline	033-00868	58
BF30PCX-KIT	Fleetline	033-04530	53
BF30PCX-KIT	Fleetline	033-05192	55
BF30SS-KIT	Fleetline	033-00870	58
BF30SSCX-KIT	Fleetline	033-04550	53
BF30SSCX-KIT	Fleetline	033-05193	55
BL-11	Holland	012-00546	171
BL-4	Holland	012-00545	171
BSH-0001	Vanguard	022-01404	145
CR1	Fleetline	983-00320	162
DBA00158300	Fruehauf	022-01004	134
DCA-02-42	Fruehauf	022-00007	134
DCD-0292-1	Fruehauf	023-00021	151
DCE-8681-1	Fruehauf	023-00557	135
DCF-3980-1	Fruehauf	023-00567	135
DXA-000696 PK1	Fruehauf	996-01900	190
DXA-0687	Fruehauf	022-00013	134
EBH6602-50	Eberhard	022-00081	152
ED045011	Monon	022-01185	140
General Purpose	Whiting	029-98090	89
General Purpose	Whiting	029-98100	89
General Purpose	Whiting	029-98105	89
General Purpose	Whiting	029-98107	89
General Purpose	Whiting	029-98112	89
H-1060-3	Miner	023-00559	140
H-1060-4	Miner	023-00559	140
H-1081-3	Miner	023-00561	140
H-1081-3Z	Miner	023-01502	140
H-1085	Stoughton	022-01086	142
H-1086	Stoughton	022-01081	142
H-325709	Henderson	025-10276	102
H-325716	Henderson	025-10275	102
H04-B01073	Gindy	022-00039	135
HB-1156-6	Miner	023-00664	132
HP-1054-4	Miner	997-98017	147
HP-1054-9	Miner	997-98020	147
HW-1054-8X	Miner	993-00109	190

Cross Reference

NUMERICAL/ALPHABETICAL

Cross ref. no.	Name	Fleet #	Page #
ITW 15-CCP	ITW	982-00256	163
J-4154	Austin	012-00545	171
JK2800	Fleetline	033-04259	83
JK2845	Fleetline	033-04263	83
K1732	Betts	031-00896	65
K650	Betts	031-00891	65
K700	Betts	031-00897	65
K711	Betts	031-00899	66
K850	Betts	031-00892	65
LG0082.01	Holland	013-00496	173
LG0082.02	Holland	013-00498	173
LG0083.01	Holland	013-00436	172
LG0083.02	Holland	013-00426	172
LG0083.03	Holland	013-00437	172
LG0083.04	Holland	013-00427	172
LG0083.05	Holland	013-00440	172
LG0083.06	Holland	013-00430	172
MN-1064	Miner	023-00956	155
MN-4005	Miner	023-00967	159
MN-4006	Miner	023-00966	158
MN-4011	Miner	023-00965	159
MN-4012	Miner	023-00961	158
MN-4042	Miner	023-00959	157
MN-4043	Miner	023-00957	157
MN-4044	Miner	023-00958	157
MN-4049	Miner	023-00964	159
MN-4090	Miner	023-00962	158
MN-4140	Miner	023-00973	156
MN-4141	Miner	023-00971	157
MN-4142	Miner	023-00972	157
MN-4207	Miner	023-00960	157
MN-4208	Miner	023-00963	158
MN-DL-BU	Miner	021-00312	155
MN-DL-NH	Miner	021-00313	156
N100PNM	Fenco	031-01071	11
N100SSNM	Fenco	031-01070	11
N123-SS-7	Fenco	031-00095	43
N1809-003B	Polar	022-00551	150
N200SS7	Fleetline	031-01630	41
NO. 8	Hansen	022-01024	153
NO. 9	Hansen	022-01022	153
NO. 9 SS	Hansen	022-01023	153
P-1072	Penz	024-02508	176
P-1072	Penz	024-02595	177
P-1072-SS	Penz	024-02510	176
P-1072-SS	Penz	024-02597	177

Cross ref. no.	Name	Fleet #	Page #
P-1072-W	Penz	024-02509	176
P-1072-W	Penz	024-02596	177
P-1073	Penz	024-02500	176
P-1073	Penz	024-02590	177
P-1073-SS	Penz	024-02502	176
P-1073-SS	Penz	024-02592	177
P-1073-W	Penz	024-02501	176
P-1073-W	Penz	024-02591	177
P-1076	Penz	024-02508	176
P-1076	Penz	024-02595	177
P-1076-SS	Penz	024-02510	176
P-1076-SS	Penz	024-02597	177
P-1076-W	Penz	024-02509	176
P-1076-W	Penz	024-02596	177
P-1077	Penz	024-02500	176
P-1077	Penz	024-02590	177
P-1077-SS	Penz	024-02502	176
P-1077-SS	Penz	024-02592	177
P-1077-W	Penz	024-02501	176
P-1077-W	Penz	024-02591	177
P-2005	Penz	021-00050	154
P108530	Miner	022-01086	142
P108540	Miner	022-01086	142
P108630	Miner	022-01081	142
P108835	Miner	023-02009	140
P108845	Miner	023-02009	140
P108855	Miner	023-02009	140
P108940	Miner	022-01182	146
PC1310	Monon	022-00996	140
PS-1	Betts	022-01175	182
REB-0395	Pines	022-00995	141
RFP00127	VanGuard	022-01407	145
RT25	Betts	033-04259	83
RT35	Betts	033-04263	83
SF3045P-KIT	Fleetline	033-00864	59
SF3045PCX-KIT	Betts	033-04542	54
SF3045PCX-KIT	Betts	033-05194	56
SF3045SS-KIT	Fleetline	033-00865	59
SF3045SSCX-KIT	Betts	033-04546	54
SF3045SSCX-KIT	Betts	033-05195	56
SF3345P-KIT	Fleetline	033-03404	59
SF3345SS-KIT	Fleetline	033-04150	59
SP100B2	Life-Time	031-01071	11
SS100B2	Life-Time	031-01070	11
T112-2	Whiting	025-01053	125, 195
T112-2	Whiting	025-01057	125, 195

Cross Reference**NUMERICAL/ALPHABETICAL**

Cross ref. no.	Name	Fleet #	Page #
T112-3	Whiting	025-01059	125, 195
TRR7000C-AH	Hyundai	023-01657	137
TS158CK	Tite-Seal	022-01190	181
V3K00002	Manac	022-01041	139
WAB06301527	Wabash	022-01182	146
WAB06302245	Wabash	022-01182	146
WAB06300291	Wabash	022-00975	146
WAB06301272	Wabash	022-01047	146
WCE007812-001	Fruehauf	997-98017	147
WF5572	Wallace Forge	982-00268	168
WF55801	Wallace Forge	982-00260	168
WF601	Wallace Forge	982-00244	168
XA-N-90-11	Holland	013-01978	172
XA-V-90-0	Holland	013-00487	172

Cross Reference

BY MANUFACTURER

Cross ref. no.	Fleet #	Page
AMERICAN		
4-18-0055	022-00030	132, 139
AUSTIN		
16	021-00256	180
5601	022-01022	153
8702	021-00207	180
16 SPECIAL	021-00217	180
615601	022-01024	153
9-5	022-00545	150
9-5	022-00830	150
AH-001	021-00181	149
AH-1040	983-00135	167
AH170ZN	982-00244	168
AH172ZN	982-00268	168
J-4154	012-00545	171
BETTS		
A23L	034-00429	60
A23R	034-00430	60
A25	034-00426	60
A29L	034-00427	61
A29R	034-00428	61
A33L	034-00436	62
A33R	034-00437	62
A35	034-00433	63
A39L	034-00434	63
A39R	034-00435	63
A69L	034-00642	61
A69R	034-00643	61
A79L	034-00650	63
A79R	034-00651	63
A81	034-00685	63
A82	034-00679	60
A83L	034-00636	60
A83R	034-00637	60
A84L	034-00668	62
A84R	034-00669	62
A87L	034-00877	62
A87R	034-00878	62
B25	031-00125	60
B29	031-00129	61
B33	031-00133	62
B35	031-00135	63
B39	031-00139	63
B572825WTBK	033-04555	53
B572825WTBK	033-05190	55
B572825WTSK	033-04567	53

Cross ref. no.	Fleet #	Page
B572825WTSK	033-05191	55
B573025NTBK	033-00868	58
B573025WTBK	033-04530	53
B573025WTBK	033-05192	55
B573025WTSK	033-04550	53
B575	033-05193	55
B600	031-00893	66
B67	033-04647	54
B67	033-05196	56
B6728	033-04542	54
B6728	033-05194	56
B6728S	033-04546	54
B6728S	033-05195	56
B673025NTBK	033-03404	59
B67NT	033-03404	59
B67S	033-04648	54
B67S	033-05197	56
B69	031-00147	61
B750	031-00894	66
B773025NTBK	033-00868	58
B79	031-00150	63
B81	031-00105	63
B82	031-00102	60
B83	031-00108	60
B84	031-00110	62
B87	031-00553	62
K1732	031-00896	65
K650	031-00891	65
K700	031-00897	65
K711	031-00899	66
K850	031-00892	65
PS-1	022-01175	182
RT25	033-04259	83
RT35	033-04263	83
SF3045PCX-KIT	033-04542	54
SF3045PCX-KIT	033-05194	56
SF3045SSCX-KIT	033-04546	54
SF3045SSCX-KIT	033-05195	56
BUFFER		
1291	013-01192	173
1295	013-00073	173
1296	013-00427	172
1297	013-00429	172
1298	013-00430	172
1306	011-00104	171
1364	011-00098	171
1365	013-00437	172

Cross ref. no.	Fleet #	Page
1366	013-00439	172
1367	013-00440	172
1381	012-00981	171
1382	012-00981	171
1613	013-00991	171
1614	013-00992	171
1615	013-00993	171
1664	013-00436	172
1695	013-00426	172
1305 KIT	013-00240	174
1407 KIT	013-00244	174
BUYER PRODUCTS		
B701SM	982-00257	168
B801	982-00260	168
B382W	982-00304	165
B38W	982-00270	165
B40	982-00271	166
B46	982-00272	166
B48	982-00273	166
B50	982-00274	167
B5055	982-00275	167
B601	982-00244	168
DIAMOND		
100010	993-00004	190
100100	991-00126	189
111000	995-00111-400	190
111250	995-00112-400	190
111250	995-00113-400	190
112500	995-00113-400	190
120000	994-00105	189
120250	991-00400-100	189
120300	992-00001-200	189
120500	993-00721	190
140100	993-00240-100	190
210100	025-10201	103
210200	025-10202	103
220000	025-10001	99
220100	025-10050	99
230000	025-10250	103
240000	025-10300	123
240100	994-00002	189
250000	025-10311	121
250000	025-10330	121
260000	026-40007	126
260000	026-40018	126
260000	026-40019	126
280000	025-10501	107

CROSS REFERENCE

Cross Reference

BY MANUFACTURER

Cross ref. no.	Fleet #	Page
280100	025-10502	107
291000	025-10100	106
320000	027-20500	117
360000	027-20400	117
360100	027-20401	117
500000	026-40202	127, 128
620200	026-40410	128
DORSEY		
2810093	022-00888	134
2810919	022-00889	133
4101481	022-00392	133
4101482	022-00391	133
5248614	022-00888	134
5609022	022-00393	133
EBERHARD		
5867	022-00631	149
5867	022-00633	149
5897	022-00030	139
1-5869	022-00605	149
1969-6X	023-00491	151
4300 CHROME	022-00627	151
A1-5884-U	022-00551	150
A1-5984-50	022-00614	138
EBH6602-50	022-00081	152
FENCO		
N100PNM	031-01071	11
N100SSNM	031-01070	11
N123-SS-7	031-00095	43
FLEETLINE		
1585-6	031-00095	43
1585LM-KIT	031-01074	13
1600-11M	032-00194	35
1600-15M	032-00199	34
BF-28P-KIT	033-00270	58
BF-28SS-KIT	033-00277	58
BF28PCX-KIT	033-04555	53
BF28PCX-KIT	033-05190	55
BF28SSCX-KIT	033-04567	53
BF28SSCX-KIT	033-05191	55
BF30P-KIT	033-00868	58
BF30PCX-KIT	033-04530	53
BF30PCX-KIT	033-05192	55
BF30SS-KIT	033-00870	58
BF30SSCX-KIT	033-04550	53
BF30SSCX-KIT	033-05193	55
CR1	983-00320	162

Cross ref. no.	Fleet #	Page
JK2800	033-04259	83
JK2845	033-04263	83
N200SS7	031-01630	41
SF3045P-KIT	033-00864	59
SF3045SS-KIT	033-00865	59
SF3345P-KIT	033-03404	59
SF3345SS-KIT	033-04150	59
FREIGHTLINER		
022-58857-000	033-05176	32
022-58857-001	033-05175	32
A22-58858-000	033-05176	32
A22-58858-001	033-05175	32
FRUEHAUF		
586930	022-00081	152
BCF004678001	022-01004	134
DBA00158300	022-01004	134
DCA-02-42	022-00007	134
DCD-0292-1	023-00021	151
DCE-8681-1	023-00557	135
DCF-3980-1	023-00567	135
DXA-000696 PK1	996-01900	190
DXA-0687	022-00013	134
WCE007812-001	997-98017	147
GINDY		
H04-B01073	022-00039	135
GREAT DANE		
8206	023-00562	137
15152	022-01007	136
44573	997-98015	147
45064	022-01084	161
47563	022-01058	136
3190100	997-98027	147
31801018	022-00407	135
42500813	023-01656	137
43000124	022-01412	136
027-14488	022-01009	136
08138	023-00563	137
HANSEN		
14885	983-00135	167
29-4	022-01022	153
29-4	022-01023	153
NO. 8	022-01024	153
NO. 9	022-01022	153
NO. 9 SS	022-01023	153
HENDERSON		
H-325709	025-10276	102

Cross ref. no.	Fleet #	Page
H-325716	025-10275	102
HOLLAND		
BL-11	012-00546	171
BL-4	012-00545	171
LG0082.01	013-00496	173
LG0082.02	013-00498	173
LG0083.01	013-00436	172
LG0083.02	013-00426	172
LG0083.03	013-00437	172
LG0083.04	013-00427	172
LG0083.05	013-00440	172
LG0083.06	013-00430	172
XA-N-90-11	013-01978	172
XA-V-90-0	013-00487	172
HYUNDAI		
20003977	023-01657	137
TRR7000C-AH	023-01657	137
ITW		
15-CRHD	983-00318	162
45-PF5	982-00260	168
ITW 15-CCP	982-00256	163
J. KING/FLEETLINE		
1585B-KIT	031-01070	11
1590B-KIT	031-01071	11
1900 KIT	031-01636	10
JAMES KING		
550	022-01205	181
2800	031-01275-2	84, 195
2845	031-01276-2	84, 195
2008RP	033-04994	84
2008RS	033-04994	84
2008WP	033-04995	84
2008WS	033-04995	84
KENTUCKY		
2906	022-00614	138
6616396000	022-01035	138
6616600000	022-01040	138
KINEDYNE		
37025	982-00256	163
KONETA		
203000	031-01636	10
503000	031-01071	11
523000	031-01070	11
LIFE-TIME		

Cross Reference

BY MANUFACTURER

Cross ref. no.	Fleet #	Page
SP100B2	031-01071	11
SS100B2	031-01070	11
M.D. CLINE		
375-10	982-00255	164
MANAC		
353-239	022-01043	139
V3K00002	022-01041	139
MERRIT		
432	054-00200	185
433	054-00201	185
434	054-00202	185
435	054-00203	185
442	054-00220	185
443	054-00221	185
5060-2	031-01636	10
MILLER		
B17-0116C	022-00030	132
MINER		
1089	022-01182	146
H-1060-3	023-00559	140
H-1060-4	023-00559	140
H-1081-3	023-00561	140
H-1081-3Z	023-01502	140
HB-1156-6	023-00664	132
HP-1054-4	997-98017	147
HP-1054-9	997-98020	147
HW-1054-8X	993-00109	190
MN-1064	023-00956	155
MN-4005	023-00967	159
MN-4006	023-00966	158
MN-4011	023-00965	159
MN-4012	023-00961	158
MN-4042	023-00959	157
MN-4043	023-00957	157
MN-4044	023-00958	157
MN-4049	023-00964	159
MN-4090	023-00962	158
MN-4140	023-00973	156
MN-4141	023-00971	157
MN-4142	023-00972	157
MN-4207	023-00960	157
MN-4208	023-00963	158
MN-DL-BU	021-00312	155
MN-DL-NH	021-00313	156
P108530	022-01086	142
P108540	022-01086	142

Cross ref. no.	Fleet #	Page
P108630	022-01081	142
P108835	023-02009	140
P108845	023-02009	140
P108855	023-02009	140
P108940	022-01182	146
MONON		
ED045011	022-01185	140
PC1310	022-00996	140
MORGAN		
004141	022-01051	141
004161	022-01046	141
NASH		
300001	984-00032	188
300002	984-00030	188
300013	984-00114	187
300014	984-00115	187
300062	984-00065	188
PENZ		
02-10-A	011-00098	171
02-13-A	011-00100	171
03-207-H	013-00426	172
03-207-V	013-00436	172
03-211-H	013-00427	172
03-211-V	013-00437	172
03-215-H	013-00429	172
03-215-V	013-00439	172
03-221-H	013-00430	172
03-221-V	013-00440	172
04-10-26-41	013-01601	171
04-10-42-57	013-01602	171
04-10-56-72	013-01603	171
04-40-26-41	013-00991	171
04-40-42-57	013-00992	171
04-40-56-72	013-00993	171
04-536-X	012-00002	170
04-552-X	012-00003	170
05-300	013-01192	173
05-310	013-00073	173
05-312	013-01604	173
05-319	013-01196	173
06-405	013-00240	174
06-410	013-00232	174
06-411	013-00244	174
06-421	013-00336	174
07-50	033-00051	78
07-50-1	033-00053	78

Cross ref. no.	Fleet #	Page
10-1	022-01087	181
10-1300S/S	024-03040	179
10-1300Z/P	024-03056	179
10-1900S/S	024-03089	179
55-01-A	982-00050	165
55-02-A	982-00048	165
55-05	982-00047	165
P-1072	024-02508	176
P-1072	024-02595	177
P-1072-SS	024-02510	176
P-1072-SS	024-02597	177
P-1072-W	024-02509	176
P-1072-W	024-02596	177
P-1073	024-02500	176
P-1073	024-02590	177
P-1073-SS	024-02502	176
P-1073-SS	024-02592	177
P-1073-W	024-02501	176
P-1073-W	024-02591	177
P-1076	024-02508	176
P-1076	024-02595	177
P-1076-SS	024-02510	176
P-1076-SS	024-02597	177
P-1076-W	024-02509	176
P-1076-W	024-02596	177
P-1077	024-02500	176
P-1077	024-02590	177
P-1077-SS	024-02502	176
P-1077-SS	024-02592	177
P-1077-W	024-02501	176
P-1077-W	024-02591	177
P-2005	021-00050	154
PHOENIX		
2105	031-01635	11
PINES		
AE54111	022-00995	141
REB-0395	022-00995	141
POLAR		
20	024-03000	175
48	021-00043	154
2008R	022-00605	149
N1809-003B	022-00551	150
PROTECH		
30-7391S	031-01630	41
STOUGHTON		
04-08316-000-00	022-01008	141

CROSS REFERENCE

Cross Reference

BY MANUFACTURER

Cross ref. no.	Fleet #	Page
04-86386-001-00	022-01081	142
H-1085	022-01086	142
H-1086	022-01081	142
STRICK		
6A-23557	021-00010	142
AA33C01060100	022-00490	143
AA35F00020100	021-00010	142
AA35F00040100	021-00025	142
AA35F00100100	022-01003	143
AA35F00230100	022-01013	143
TIMPTE		
5897-2	022-00030	132
TITE-SEAL		
TS158CK	022-01190	181
TODCO		
2436	993-00004	190
51037	027-20000	115
51038	027-20500	117
51041	027-20200	116
51041	027-20207	116
51042	027-20100	115
51043	027-20201	116
51043	027-20208	116
59003	025-01446	124, 195
59003	025-01450	124, 195
59004	025-01438	124, 195
59123	025-10001	99
59123	025E10001	99
59126	025-10050	99
59158	027-20200	116
59158	027-20207	116
59174	027-24200	115
59290	027-20000	115
61026	994-00002	189
61174	025-10100	106
61191	026-40007	126
61191	026-40018	126
61191	026-40019	126
61196	025-10050	99
61204	025-10300	123
61223	025-10601	121
61229	025-10602	121
61352	025-10250	103
61401	025-10311	121

Cross ref. no.	Fleet #	Page
61401	025-10330	121
61424	025-10101	106
69020	025-10600	121
69035	025-10001	99
69035	025E10001	99
69131	025-60100	109
69162	025-10100	106
69249	025-10250	103
69341	025-60000	109
69431	025-10202	103
69432	025-10201	103
69433	025-10200	103
69570	025-10500	107
69571	025-10501	107
69572	025-10502	107
69718	026-40200	127
69790	026-40202	127, 128
69832	025-10331	122
69832	025-10432	122
69840	026-40410	128
70001	026-40204	127
70001	026-40210	127
70093	025-60050	109
70105	026-40600	128
70159	025E10051	101
70160	025E10004	101
70161	025E10003	101, 105
70162	025E10002	101
70224	025-10102	106
70225	025-10101	106
70311	025E10324	99
80020	993-00240-100	190
80302	993-00004	190
80352	992-00701	189
80840	026-40001	126
80844	025-10420	122
89049	991-00126	189
89204	026-40010	126
630300	026-40200	127
39504-1	025-60502	183
39504-2	025-60503	183
49014-1	028-00190	110
49014-1	028-01101	110
49014-1	028-01114	110
49014-2	028-00101	110

Cross ref. no.	Fleet #	Page
49014-2	028-00114	110
49014-2	028-00290	110
49702-1	028-30050	112
49702-1	028-30060	112
49702-2	028-30051	112
49702-2	028-30061	112
51036-1	027-20401	117
51036-2	027-20400	117
59033-1	027-20301	116
59033-2	027-20300	116
59129-1	027-20301	116
59129-2	027-20300	116
69964-1	025-10261	103
69964-2	025-10260	103
80015-1610	991-00400-100	189
80015-1610	991-00401-100	189
80105-416	991-00085	189
80322-225	993-00721	190
80352-420	992-00001-200	189
80352-518	992-00005	189
80401-316	994-00105	189
80701-2	027-20530	117
89210-0032	995-00111-400	190
89210-0036	995-00112-400	190
89210-0040	995-00113-400	190
89217-0032	995-00114	190
89217-0036	995-00115	190
89217-0040	995-00116	190
99835-1	029C98090	89
99836-1	029C98100	89
99836-2	029-98100	89
99837-1	029C98105	89
99837-2	029-98105	89
99838-1	029C98112	89
99838-2	029-98112	89
TRAILMOBILE		
515-10-61A	023-00008	144
515-10-65	022-00966	143
515-10-73A	023-00940	144
515-10-78-1	022-01036	144
515-12-13	997-98016	148
TRUCK LITE		
97960	022-01175	182
UTILITY		
3410019	022-01056	144
1-4950-004	023-00943	145

Cross Reference

BY MANUFACTURER

Cross ref. no.	Fleet #	Page
3-1250-25	022-01085	161
3-4100-0022	022-01184	145
3-6101-071	997-98019	148
3-6101-08	997-98019	148
VANCO		
20038	022-01055	145
VANGUARD		
BSH-0001	022-01404	145
RFP00127	022-01407	145
WABASH		
21100291	022-00975	146
21101272	022-01047	146
WAB06301527	022-01182	146
WAB06302245	022-01182	146
WAB06300291	022-00975	146
WAB06301272	022-01047	146
WALLACE FORGE		
WF5572	982-00268	168
WF55801	982-00260	168
WF601	982-00244	168
WHITING		
6	993-00240-100	190
15	025E10051	101
77	025-10332	108
77	025-10577	108
1021	025E10270	105
1092	025-60100	109
1207	025E10004	101
1208	025E10003	101, 105
1209	025E10002	101
1370	025E10271	105
1676	026-40027	126
1715	025-10311	121
1715	025-10330	121
1801	026-40026	130
2370	991-00609	189
2471	027-20126	118
2471	027-20127	118
2518	027-20202	119
2523	027-20308	120
2524	027-20307	120
2525	027-20305	120
2526	027-20306	120
2528	027-20003	119
2528	027-20004	119
2547	027-20303	119

Cross ref. no.	Fleet #	Page
2548	027-20304	119
2701	027-20100	115
2766	025-10333	108
2766	025-10578	108
2804	025-60052	109
2806	027-20115	118
2807	027-20114	118
2996	025-10102	106
3100	027-20000	115
3228	025-10101	106
3257	026-40001	126
4003	025-10250	103
4004	025-10300	123
4007	025-10001	99
4007	025E10001	99
4012	025-10050	99
4013	027-20301	116
4014	027-20300	116
4019	026-40410	128
4021	025-60050	109
4024	025-60000	109
4025	027-20201	116
4025	027-20208	116
4026	025-10100	106
4027	025-10100	106
4028	027-20400	117
4029	027-20401	117
4032	026-40204	127
4032	026-40210	127
4033	027-20500	117
4034	026-40007	126
4034	026-40018	126
4034	026-40019	126
4038	025-10202	103
4039	025-10200	103
4040	025-10331	122
4040	025-10432	122
4045	028-00101	110
4045	028-00114	110
4045	028-00290	110
4046	028-00190	110
4046	028-01101	110
4046	028-01114	110
4050	027-20200	116
4050	027-20207	116
4051	025-10201	103
4052	028-30051	112

Cross ref. no.	Fleet #	Page
4052	028-30061	112
4053	028-30050	112
4053	028-30060	112
4110	025-10601	121
4126	025-10602	121
4132	025-10600	121
5600	025-60652	104
5803	025-10301	123
6944	025-10305	104
6944	025E10220	104
7470	026-40402	129
8280	026-40037	130
257000	025-10402	122
310000	027-20000	115
330000	027-20300	116
330100	027-20301	116
340000	027-20201	116
340000	027-20208	116
340100	027-20200	116
340100	027-20207	116
610200	026-40001	126
1-1	025-01447	124, 195
1-4	025-01451	124, 195
1-7	025-01427	124, 195
1-8	025-01435	124, 195
10-1004-2	994-00002	189
10-1009-5	994-00105	189
10-1025-4	027-20530	117
10-1033-2	992-00005	189
10-1046-1	993-00721	190
10-1063-1	992-01101	189
10-1073-2	991-00126	189
11-2	028-32072	114
11-2	028-32082	114
11-3	028-32071	114
11-3	028-32081	114
1208-1	025-10286	101, 105
1209-1ASM	025-10009	101
1371A	025E90041	105
15-1	025-10052	101
2275-1	028-02201	114
2275-1	028-02202	114
2275-1	028-02214	114
2275-1	028-02215	114

CROSS REFERENCE

Cross Reference

BY MANUFACTURER

Cross ref. no.	Fleet #	Page
2275-1	028-02290	114
2275-1	028-02291	114
2275-2	028-02090	114
2275-2	028-02091	114
2275-2	028-02101	114
2275-2	028-02102	114
2275-2	028-02114	114
2275-2	028-02115	114
4020-1	025-01426	124, 195
4020-1	025-01430	124, 195
4020-1	025-01434	124, 195
4020-1	025-01438	124, 195
4020-1	025-01446	124, 195
6944-1	025-10225	104
70-5	991-00506-50	189
80841T	995-00111-400	190
80842T	995-00112-400	190
General Purpose	029-98090	89
General Purpose	029-98100	89
General Purpose	029-98105	89
General Purpose	029-98107	89
General Purpose	029-98112	89
T112-2	025-01053	125, 195
T112-2	025-01057	125, 195
T112-3	025-01059	125, 195

Numerical Product Listing and Corresponding Catalog Page

Part Number	Page #	Part Number	Page #	Part Number	Page #	Part Number	Page #
011-00098	171	013-01655	171	022-00808	150	022-01093	138
011-00100	171	013-01656	171	022-00830	150	022-01175	182
011-00100-2	171, 194	013-01978	172	022-00888	132, 134	022-01180	182
011-00104	171	021-00010	142	022-00889	132, 133	022-01182	132, 146, 192
011-00136	174	021-00025	142	022-00966	143	022-01184	145, 192
012-00001	170	021-00043	154	022-00975	132, 146, 192	022-01185	140
012-00002	170	021-00050	154	022-00989	153	022-01190	181
012-00003	170	021-00051	154	022-00990	153	022-01195	181
012-00004	170	021-00053	154	022-00991	153	022-01205	181
012-00005	170	021-00098	179	022-00992	153	022-01300	160
012-00006	170	021-00099	179	022-00993	153	022-01301	160
012-00008	170	021-00181	149	022-00995	141	022-01303	160
012-00009	170	021-00207	180	022-00996	140	022-01305	160
012-00011	170	021-00217	180	022-01003	143	022-01306	160
012-00545	171	021-00256	180	022-01004	134	022-01404	145
012-00546	171	021-00308	132, 146	022-01007	136	022-01407	145, 192
012-00914	170	021-00309	179	022-01008	141	022-01409	183
012-00915	170	021-00312	155	022-01009	136	022-01412	136
012-00981	171	021-00313	156	022-01013	143	023-00008	144
013-00073	173	021-00371	153	022-01010	153	023-00021	151
013-00232	174	021-00372	153	022-01020	153	023-00024	154
013-00240	174	021-00373	153	022-01021	153	023-00491	151
013-00244	174	021-00374	153	022-01022	153	023-00497	178, 179
013-00336	174	021-00376	139, 141, 145, 148	022-01023	153	023-00557	132, 135
013-00426	172	022-00007	134	022-01024	153	023-00559	132, 140
013-00427	172	022-00013	132, 134	022-01035	138	023-00561	140
013-00429	172	022-00030	132, 139	022-01036	144, 192	023-00562	137
013-00430	172	022-00039	135	022-01040	138	023-00563	137
013-00436	172	022-00070	152	022-01041	139	023-00567	135
013-00437	172	022-00081	152, 153	022-01043	139	023-00567	135
013-00439	172	022-00391	133	022-01046	141	023-00583	132
013-00440	172	022-00392	133	022-01047	132, 146	023-00585	132
013-00487	172	022-00392	133	022-01051	141	023-00586	132
013-00496	173	022-00393	133	022-01055	145	023-00639	132
013-00498	173	022-00407	135, 192	022-01056	144	023-00641	132
013-00500	173	022-00487	152	022-01058	136	023-00642	132, 143
013-00501	173	022-00490	132, 143	022-01076	153	023-00645	132, 138
013-00991	171	022-00521	153	022-01077	153	023-00652	132
013-00992	171	022-00522	153	022-01078	153	023-00659	132
013-00993	171	022-00545	150	022-01079	153	023-00660	132
013-00996	171	022-00551	150	022-01081	142, 192	023-00662	132, 133, 134
013-00997	171	022-00577	152	022-01084	161	023-00664	132, 140
013-01192	173	022-00605	149	022-01085	161	023-00669	132, 146
013-01196	173	022-00614	132, 138	022-01086	142	023-00674	132
013-01601	171	022-00627	151	022-01087	181	023-00675	132
013-01602	171	022-00628	153	022-01089	181	023-00678	132, 143, 144
013-01603	171	022-00629	151	022-01090	138	023-00940	132, 144
013-01604	173	022-00631	149	022-01091	138	023-00943	145
		022-00633	149	022-01092	138		

PRODUCT INDEX

Numerical Product Listing and Corresponding Catalog Page

Part Number	Page #	Part Number	Page #	Part Number	Page #	Part Number	Page #
023-00956	155	025-01039	124, 195	025-10104	106	025-10578	108, 192
023-00957	157	025-01053	125, 195	025-10104-10	106, 195	025-10595	108
023-00958	157	025-01055	125, 195	025-10105	106	025-10600	121
023-00959	157	025-01057	125, 195	025-10105-10	106, 195	025-10601	121
023-00960	157	025-01059	125, 195	025-10106	106	025-10602	121
023-00961	158	025-01065	124, 195	025-10109	106	025-10642	108
023-00962	158	025-01067	124, 195	025-10113	106	025-11104	101
023-00963	158	025-01069	124, 195	025-10113-4	106, 195	025-11112	101
023-00964	159	025-01070	124, 195	025-10200	103, 193	025-60000	109
023-00965	159	025-01074	124, 195	025-10200-10	103	025-60006	100, 195
023-00966	158	025-01075	125, 195	025-10201	103	025-60007	101, 102
023-00967	159	025-01076	124, 195	025-10202	103	025-60008	100, 195
023-00968	155, 156	025-01078	124, 195	025-10202-10	103, 195	025-60050	109
023-00971	157	025-01088	124, 195	025-10225	104	025-60052	109
023-00972	157	025-01123	124, 195	025-10250	103, 193	025-60100	109
023-00973	156	025-01426	124, 195	025-10250-10	103, 195	025-60407	131
023-00975	161	025-01427	124, 195	025-10260	103	025-60409	131
023-01502	140	025-01430	124, 195	025-10261	103	025-60410	131
023-01569	132	025-01431	124, 195	025-10275	102	025-60411	131
023-01656	137	025-01434	124, 193, 195	025-10276	102	025-60412	131
023-01657	137, 192	025-01435	124, 193, 195	025-10284	105	025-60502	183
023-02009	140	025-01438	124, 193, 195	025-10285	105	025-60503	183
024-02261	178	025-01439	124, 193, 195	025-10286	101, 104, 105	025-60652	104
024-02268	178	025-01442	124, 195	025-10287	105	025-90040	105
024-02500	176	025-01443	124, 195	025-10288	104	025-90042	106
024-02501	176	025-01444	124, 195	025-10289	104	025E10001	99
024-02502	176	025-01446	124, 193, 195	025-10300	123	025E10002	101, 193
024-02508	176	025-01447	124, 193, 195	025-10300-10	123, 195	025E10002-10	101, 195
024-02509	176	025-01450	124, 193, 195	025-10301	123	025E10003	101, 105
024-02510	176	025-01451	124, 193, 195	025-10305	104	025E10004	101
024-02590	177	025-01575	125, 195	025-10311	121	025E10005	101
024-02591	177	025-10001	99, 193	025-10330	121	025E10050	99
024-02592	177	025-10001-10	99, 195	025-10331	122	025E10051	101, 193
024-02595	177	025-10009	101	025-10332	108	025E10051-10	101, 195
024-02596	177	025-10011	100	025-10333	108	025E10071	102
024-02597	177	025-10050	99, 193	025-10334	122	025E10200	103
024-03000	175	025-10050-10	99, 195	025-10335	122	025E10201	103
024-03001	175	025-10052	101	025-10402	122	025E10202	103
024-03005	175	025-10100	106, 193	025-10403	122	025E10220	104, 193
024-03006	175	025-10100-10	106, 195	025-10420	122	025E10250	103
024-03040	179	025-10101	106, 193	025-10421	122	025E10260	103
024-03056	179	025-10101-10	106, 195	025-10430	122	025E10261	103
024-03059	179	025-10102	106, 193	025-10432	122	025E10270	105
024-03060	179	025-10102-10	106, 195	025-10500	107	025E10271	105
024-03089	179	025-10103	106	025-10501	107, 192	025E10272	105
025-01029	124, 195			025-10502	107, 192	025E10300	123
025-01031	124, 195			025-10525	107	025E10311	121, 193
025-01035	124, 195			025-10577	108, 192	025E10320	99
025-01037	124, 195					025E10324	99

Numerical Product Listing and Corresponding Catalog Page

Part Number	Page #	Part Number	Page #	Part Number	Page #	Part Number	Page #
025E10402	122	026-40401	129	027-20303	119	028-02291	114
025E10403	122, 193	026-40402	129	027-20304	119	028-03090	110
025E10432	122	026-40410	128	027-20305	120	028-03101	110
025E10501	107	026-40600	128	027-20306	120	028-03114	110
025E10502	107	026-40601	128	027-20307	120	028-03190	110
025E90041	105, 193	026-40602	128	027-20308	120	028-03201	110
026-14221	97	026-40702	129	027-20400	117	028-03214	110
026-14222	97	026-94221	97	027-20401	117	028-30012	111
026-14222-2	97	026-94222	97	027-20500	117	028-30014	111
026-14223	97	026-94223	97	027-20530	117	028-30015	111
026-14225	97	026-94225	97	027-24100	115	028-30017	111
026-14225-2	97	026-942255	97	027-24101	115	028-30050	112
026-142255	97	026-94321	97	027-24200	115	028-30051	112
026-14321	97	026-94322	97	027-24201	115	028-30060	112
026-14322	97	026-94323	97	027-24202	115	028-30061	112
026-14323	97	026-94325	97	027-24300	115	028-30070	112
026-14325	97	026-943255	97	027-24301	115	028-30071	112
026-143255	97	026-94521	97	027-24400	118	028-30080	112
026-14521	97	026-945215	97	027-24401	118	028-30081	112
026-14521-5	97	026-94522	97	027-24402	118	028-32071	114
026-14522	97	026-94523	97	027-24403	118	028-32072	114
026-14523	97	026-94525	97	027-24416	118	028-32081	114
026-14525	97	026-945255	97	027-24417	118	028-32082	114
026-14525-5	97	026-94621	97	027-80090	110	028-32083	113
026-145255	97	026-94622	97	027-80100	110	028-32084	113
026-14621	97	026-94623	97	027-80114	110	028-32085	113
026-14622	97	026-94625	97	027-81090	110	028-32086	113
026-14623	97	026-946255	97	027-81100	110	028-33035	111
026-14625	97	027-20000	115	027-81114	110	028-33036	111
026-146255	97	027-20001	115	027-82096	113	028-33037	111
026-40001	126	027-20003	119	027-82106	113	028-33038	111
026-40007	126	027-20004	119	027-82114	113	028-33039	111
026-40010	126	027-20010	119	028-00101	110	028-33040	111
026-40018	126	027-20100	115	028-00114	110	028-33041	111
026-40019	126	027-20101	115	028-00190	110	028-33042	111
026-40026	130	027-20102	115	028-00290	110	028-33043	111
026-40027	126	027-20112	118	028-01101	110	028-33044	111
026-40029	130	027-20113	118	028-01114	110	029-90090	89
026-40037	130	027-20114	118	028-02090	114	029-90100	89
026-40039	130	027-20115	118	028-02091	114	029-90105	89
026-40045	130	027-20126	118	028-02101	114	029-90112	89
026-40200	127	027-20127	118	028-02102	114	029-90200	89
026-40202	127, 128	027-20200	116	028-02114	114	029-90205	89
026-40204	127	027-20201	116	028-02115	114	029-90212	89
026-40206	128	027-20202	119	028-02201	114	029-90290	89
026-40208	128	027-20207	116	028-02202	114	029-98090	89
026-40210	127	027-20208	116	028-02214	114	029-98100	89
026-40300	127	027-20300	116	028-02215	114	029-98105	89
026-40400	129	027-20301	116	028-02290	114	029-98107	89

PRODUCT INDEX

Numerical Product Listing and Corresponding Catalog Page

PRODUCT INDEX

Part Number	Page #	Part Number	Page #	Part Number	Page #	Part Number	Page #
029-98112	89	031-00120	62	031-00320	72	031-00782	41
029-98200	89	031-00123	60	031-00400	9, 32	031-00784	41
029-98205	89	031-00125	60	031-00402	9, 32	031-00786	41
029-98207	89	031-00129	61	031-00406	8, 32	031-00823	77
029-98212	89	031-00130	60	031-00408	14, 32	031-00828	76
029-98290	89	031-00133	62	031-00413	15, 32	031-00844	40
029C90200	89	031-00135	63	031-00414	72	031-00845	43
029C90205	89	031-00136	62	031-00415	72	031-00846	43
029C90212	89	031-00139	63	031-00419	14, 32	031-00858	77
029C90290	89	031-00143	60	031-00471	16, 32	031-00870	45
029C98200	89	031-00145	60	031-00472	16, 32	031-00883	25, 28, 30, 46
029C98205	89	031-00146	62	031-00537	15, 32	031-00886	25, 28, 30, 46
029C98207	89	031-00147	61	031-00541	40	031-00891	65
029C98212	89	031-00149	61	031-00542	43	031-00892	65
029C98290	89	031-00150	63	031-00550	40	031-00893	66
030-94221	98	031-00153	62	031-00551	43	031-00894	66
030-94222	98	031-00155	63	031-00553	62	031-00896	65
030-94223	98	031-00157	61	031-00575	40	031-00897	65
030-94225	98	031-00159	63	031-00635	69	031-00899	66
030-942255	98	031-00160	63	031-00636	69	031-00920	44
030-94521	98	031-00170	81	031-00637	69	031-00921	9, 32
030-94522	98	031-00190	43	031-00638	69	031-00924	8, 32
030-94523	98	031-00191	43	031-00639	69	031-00929	44
030-94525	98	031-00199	34	031-00640	69	031-00931	71
030-945255	98	031-00200	32	031-00653- _	70	031-00932	71
031-00049	61, 198	031-00203	41	031-00654- _	70	031-00961	71
031-00050	61, 198	031-00233	34	031-00655- _	70	031-00962	71
031-00051	41	031-00234	24	031-00656- _	70	031-00963	71
031-00056	76	031-00235	24	031-00657- _	70	031-00964	71
031-00089	61	031-00242	72	031-00658- _	70	031-00980	71
031-00095	43, 86	031-00243	71	031-00677	68	031-00981	71
031-00096	39	031-00245	71	031-00678	68	031-01043	11, 32
031-00097	39	031-00246	71	031-00679	68	031-01044	11, 32
031-00098	84	031-00247	71	031-00680	68	031-01046	10, 32
031-00099	61	031-00250	71	031-00681	68	031-01047	13, 32
031-00101	60	031-00252	72	031-00682	68	031-01049	12, 32
031-00102	60	031-00256	71	031-00695- _	70	031-01070	11, 32
031-00103	61	031-00260	71	031-00696- _	70	031-01071	11, 32
031-00104	62	031-00261	72	031-00697- _	70	031-01074	13, 32
031-00105	63	031-00295	43	031-00698- _	70	031-01094	44
031-00106	63	031-00301	72	031-00699- _	70	031-01096	44
031-00108	60	031-00302	71	031-00700- _	70	031-01112	82
031-00110	62	031-00304	71	031-00716	75	031-01200	81
031-00111	60	031-00305	71	031-00717	75	031-01201	46
031-00112	60	031-00306	71	031-00718	75	031-01208	38
031-00113	61	031-00309	71	031-00719	75	031-01209	39
031-00114	62	031-00311	72	031-00720	75	031-01211	86
031-00115	63	031-00315	71	031-00721	75		
031-00116	63	031-00319	71	031-00747	9, 32		

Numerical Product Listing and Corresponding Catalog Page

Part Number	Page #	Part Number	Page #	Part Number	Page #	Part Number	Page #
031-01219	44	031-01283	48	031-01637	12, 32	031-02020	27
031-01220	44	031-01284	25, 48, 49	031-01639	19, 33	031-02021	27
031-01225	86	031-01285	25, 48, 49	031-01640	19, 33	031-02022	27
031-01226	29, 31, 38	031-01293	77	031-01641	19, 33	031-02023	29
031-01227	27, 29, 31, 36	031-01298	81	031-01642	19, 33	031-02024	29
031-01228	27, 29, 31, 36	031-01299	49	031-01645	26, 42	031-02025	28
031-01229	36	031-01311	64	031-01646	19, 33	031-02026	25
031-01230	36	031-01312	64	031-01647	19, 33	031-02027	31
031-01234	27, 29, 31, 37	031-01313	64	031-01648	19, 33	031-02028	26
031-01235	27, 37	031-01314	64	031-01649	19, 33	031-02029	26
031-01236	37	031-01315	64	031-01653	73	031-02038	31
031-01237	37	031-01316	64	031-01655	73	031-02039	27
031-01238	37	031-01317	64	031-01660	28, 30, 47	031-02040	29
031-01239	37	031-01318	64	031-01661	28, 30, 47	031-02041	29
031-01240	37	031-01499	84	031-01662	28, 30, 50	031-02042	27
031-01241	37	031-01500	84	031-01663	30, 50	031-02043	26
031-01250	25, 28, 30, 45	031-01502	86	031-01664	50	031-02044	30
031-01251	45	031-01503	52	031-01700	18, 33	031-02045	28
031-01252	45	031-01507	87	031-01701	18, 33	031-02046	28
031-01253	27, 28, 28, 31, 42	031-01515	84	031-01702	18, 33	031-02047	30
031-01254	27, 28, 31, 42	031-01520	18, 32	031-01703	18, 33	031-02048	30
031-01255	42	031-01521	18, 32	031-01704	18, 33	031-02049	29
031-01256	42	031-01522	18, 32	031-01740	19, 33	031-02050	29
031-01257	28, 28, 31, 40	031-01523	18, 32	031-01741	19, 33	031-02051	28
031-01258	40	031-01524	18, 32	031-01742	19, 33	031-02052	29
031-01261	26, 45	031-01525	18, 32	031-01743	19, 33	031-02053	29
031-01263	64	031-01526	18, 32	031-01744	19, 33	031-02054	29
031-01264	64	031-01527	18, 32	031-01745	19, 33	031-02055	30
031-01265	57	031-01528	18, 32	031-01746	19, 33	031-AC001	70
031-01266	57	031-01529	18, 32	031-01747	19, 33	031-AC002	70
031-01267	57	031-01536	74	031-02000	25	031-AC003	70
031-01268	57	031-01537	74	031-02001	31	032-00194	24, 35
031-01269	86	031-01539	18, 32	031-02002	27	032-00199	24, 27, 29, 31, 34
031-01271	57	031-01540	18, 32	031-02003	28	032-00199-2	34, 41, 195
031-01272	57	031-01541	18, 33	031-02004	27	032-00203	34
031-01273	57	031-01548	18	031-02005	28	032-00223	32
031-01274	57	031-01583	82	031-02006	25	032-00224	32, 43
031-01275-2	84, 195	031-01584	81	031-02007	30	032-00253	45
031-01276-2	84, 195	031-01585	82	031-02008	30	032-00285	32
031-01277	86	031-01586	26, 44	031-02009	31	032-00337	75
031-01278	86	031-01587	35	031-02010	31	032-00338	75
031-01281	86	031-01588	76	031-02011	25	032-00340	75
031-01282	25, 48	031-01610	26, 45	031-02012	31	032-00341	75
		031-01630	27, 29, 31, 41	031-02013	25	032-00342	75
		031-01632	11, 32	031-02014	25	032-00355	41
		031-01635	11, 32	031-02015	28	032-00356	41
		031-01636	10, 32	031-02016	28	032-00357	41
				031-02019	26		

PRODUCT INDEX

Numerical Product Listing and Corresponding Catalog Page

Part Number	Page #	Part Number	Page #	Part Number	Page #	Part Number	Page #
032-00426	41	033-04555	53	033-08005	67	034-00677	60
033-00011	72	033-04567	53	033-08007	67	034-00679	60
033-00051	78	033-04647	54	033-08009	67	034-00682	61
033-00051-2	78, 195	033-04648	54	033-08011	67	034-00683	61
033-00053	78	033-04675	78	033-08015	67	034-00685	63
033-00053-2	78, 195	033-04730	44	033-08016	67	034-00688	63
033-00075	79	033-04731	76	033-08017	67	034-00689	63
033-00076	79	033-04755	78	033-08050	67	034-00731	32
033-00078	79	033-04992	52	033-08051	67	034-00732	32
033-00079	79	033-04993	52	033-08052	67	034-00866	40
033-00208	32	033-04994	84	033-08053	67	034-00867	43
033-00209	32	033-04995	84	033-08054	67	034-00877	62
033-00210	32	033-05016	52	033-08055	67	034-00878	62
033-00211	32	033-05017	52	033-08056	67	034-01312	23, 33
033-00214	32	033-05040	83	033-08057	67	034-01313	23, 33
033-00215	32	033-05041	83	033-08071	67	034-01314	23, 33
033-00218	32	033-05042	83	033-08072	67	034-01315	23, 33
033-00219	32	033-05043	83	034-00257	196	034-01316	22, 33
033-00257	58, 59	033-05110	80	034-00416	76	034-01317	22, 33
033-00270	58	033-05111	80	034-00426	60, 61, 198	034-01318	22, 33
033-00272	58	033-05112	80	034-00427	61	034-01319	22, 33
033-00277	58	033-05125	80	034-00428	61	034-01320	22, 33
033-00297	81	033-05126	80	034-00429	60	034-01321	22, 33
033-00319	81	033-05127	80	034-00430	60	034-01322	22, 33
033-00374	77, 187	033-05173	32	034-00433	61, 63, 198	034-01323	22, 33
033-00422	72	033-05174	32	034-00433	61, 63, 198	034-01324	21, 33
033-00430	72	033-05175	32	034-00434	63	034-01325	21, 33
033-00430-10	72	033-05176	32	034-00434	63	034-01326	21, 33
033-00849	32	033-05177	32	034-00435	63	034-01327	21, 33
033-00850	32	033-05185	32	034-00436	62	034-01352	33
033-00855	32	033-05186	32	034-00437	62	034-01353	33
033-00856	32	033-05190	55	034-00628	60	034-01354	33
033-00864	59	033-05191	55	034-00629	60	034-01355	33
033-00865	59	033-05192	55	034-00636	60	034-01356	33
033-00868	58	033-05193	55	034-00637	60	034-01357	33
033-00870	58	033-05194	56	034-00642	61	034-01358	33
033-02254	68	033-05195	56	034-00643	61	034-01359	33
033-03404	59	033-05196	56	034-00644	61	034-01362	33
033-04139	78	033-05197	56	034-00645	61	034-01363	33
033-04150	59	033-05214	32	034-00650	63	034-01364	33
033-04259	83	033-05220	32	034-00651	63	034-01365	33
033-04259-2	83, 195	033-05221	32	034-00660	62	034-01366	33
033-04263	83	033-05230	32	034-00661	62	034-01367	33
033-04263-2	83, 195	033-05231	32	034-00666	62	034-01368	33
033-04269	82	033-08000	67	034-00668	62	034-01369	33
033-04530	53	033-08001	67	034-00669	62	034-01453	33
033-04542	54	033-08002	67	034-00672	62	034-01454	33
033-04546	54	033-08003	67	034-00673	62	034-01455	33
033-04550	53	033-08004	67	034-00676	60	034-01456	33

Numerical Product Listing and Corresponding Catalog Page

Part Number	Page #	Part Number	Page #	Part Number	Page #	Part Number	Page #
034-01472	33	034-02200	33	054-00202	185	982-00304-PKG	165, 194
034-01473	33	034-02201	33	054-00203	185	982-00317	164
034-01474	33	034-02212	21, 33	054-00220	185	982-00318	164
034-01475	33	034-02213	33	054-00221	185	982-00319	164
034-01493	23, 33	034-02220	33	064-00008	182	982-00320	164
034-01494	23, 33	034-02221	33	064-00018	182	982-00500	183
034-01495	23, 33	034-02240	22, 33	064-00019	182	982-00501	183
034-01496	23, 33	034-02241	21, 33	981-00055	188	982-00502	183
034-01497	22, 33	034-02290	5	981-00159	188	983-00135	167
034-01498	22, 33	034-02300	5	981-00166	188	983-00318	162
034-01499	22, 33	034-02394	6	982-00012	169	983-00320	162
034-01500	22, 33	034-02464	33	982-00013	169	984-00030	188
034-01520	32	034-02465	33	982-00014	169	984-00032	188
034-01521	32	034-02466	33	982-00015	169	984-00035	188
034-01522	32	034-02467	33	982-00016	169	984-00065	188
034-01523	32	034-02533	4	982-00046	165	984-00066	187
034-01524	32	034-02533-5	4	982-00046-PKG	165, 194	984-00071	188
034-01525	32	034-02597	6	982-00047	165	984-00114	77, 187
034-01526	32	034-02770	33	982-00048	165	984-00115	77, 187
034-01527	32	034-02771	33	982-00049	165	991-00085	189
034-01528	32	034-02772	33	982-00050	165	991-00126	189
034-01529	32	034-02773	33	982-00212	165	991-00400-100	189
034-01545	43	034-02774	33	982-00214	166	991-00401-100	189
034-01546	43	034-02775	33	982-00216	166	991-00402-100	189
034-01600	46	034-02776	33	982-00220	166	991-00506-50	189
034-01602	46	034-02777	33	982-00221	167	991-00609	189
034-01658	40	042-00001	169	982-00222	167	991-00630-50	189
034-01659	40	042-00002	169	982-00239	165	991-00631-50	189
034-01660	45	042-00007	169	982-00240	166	991-00632-50	189
034-01661	45	042-00008	169	982-00242	166	991-00700-100	189
034-01662	42	042-00009	169	982-00243	166, 167	992-00001-200	189
034-01663	42	042-01547	169	982-00244	168	992-00005	189
034-01671	45	051-00046	184	982-00254	163	992-00701	189
034-01689	45	051-00077	185	982-00255	164	992-01100-200	189
034-02130	32	051-00078	185	982-00256	163	992-01101	189
034-02131	32	054-00030	186	982-00257	168	993-00004	190
034-02132	33	054-00031	186	982-00258	163	993-00109	190
034-02139	33	054-00032	186	982-00260	168	993-00240-100	190
034-02184	41	054-00033	186	982-00268	168	993-00703	190
034-02190	33	054-00041	184	982-00270	165	993-00721	190
034-02191	33	054-00042	184	982-00271	166	994-00002	189
034-02192	33	054-00043	184	982-00272	166	994-00002-100	189
034-02193	33	054-00044	184	982-00273	166	994-00105	147, 148, 189
034-02194	33	054-00047	184	982-00274	167	994-00105-100	189
034-02195	33	054-00048	184	982-00274-PKG	167, 194	994-00106	189
034-02196	33	054-00049	184	982-00275	167	995-00111-400	190
034-02197	33	054-00050	184	982-00302	164	995-00112-400	190
034-02198	33	054-00200	185	982-00303	165	995-00113-400	190
034-02199	33	054-00201	185	982-00304	165		

PRODUCT INDEX


Numerical Product Listing and Corresponding Catalog Page


Part Number	Page #
995-00114	190
995-00115	190
995-00116	190
996-01900	190
997-70170	74
997-70174	75
997-75000	85
997-75003	85
997-75004	85
997-75005	85
997-98015	136, 137, 147
997-98016	143, 144, 148
997-98017	134, 135, 138, 139, 140, 141, 144, 145, 147
997-98019	145, 148
997-98020	144, 147
997-98022	133, 134, 147
997-98027	135, 136, 147
POS-01501	197
POS-01601	192
POS-01611	193
POS-01701	197

Part Number Replacements

Fleet Engineers has issued new part numbers to a handful of PrecisionTrak Recessed and Flush Mount Doors. The new part numbers are designed to simplify the customer ordering process. The list below cross references the old and new part numbers.

OLD Part Number	NEW Part Number
029-08090	029-90290
029-08100	029-90200
029-08105	029-90205
029-08112	029-90212
029-09090	029-90090
029C08090	029C90290
029C08100	029C90200
029C08105	029C90205
029C08112	029C90212
029C09090	029C90090





Fractions of an Inch with Decimal / Metric Equivalents

<i>fraction</i>	<i>decimal</i>	<i>millimeters</i>
1/64	.0156	.3969
1/32	.0313	.7938
3/64	.0469	1.1906
1/16	.0625	1.5875
5/64	.0781	1.9844
3/32	.0938	2.3813
7/64	.1094	2.7781
1/8	.1250	3.1750
9/64	.1406	3.5719
5/32	.1563	3.9687
11/64	.1719	4.3656
3/16	.1875	4.7625
13/64	.2031	5.1594
7/32	.2188	5.5563
15/64	.2344	5.9531
1/4	.2500	6.3500
17/64	.2656	6.7469
9/32	.2813	7.1438
19/64	.2969	7.5406
5/16	.3125	7.9375
21/64	.3281	8.3344
11/32	.3438	8.7313
23/64	.3594	9.1281
3/8	.3750	9.5250
25/64	.3906	9.9219
13/32	.4063	10.3188
27/64	.4219	10.7156
7/16	.4375	11.1125
29/64	.4531	11.5094
15/32	.4688	11.9063
31/64	.4844	12.3031
1/2	.5000	12.7000
33/64	.5156	13.0969
17/32	.5313	13.4938
35/64	.5469	13.8906
9/16	.5625	14.2875
37/64	.5781	14.6844
19/32	.5938	15.0813
39/64	.6094	15.4781
5/8	.6250	15.8750
41/64	.6406	16.2719
21/32	.6563	16.6688
43/64	.6716	17.0656
11/16	.6875	17.4625
45/64	.7031	17.8594
23/32	.7188	18.2563
47/64	.7344	18.6531
3/4	.7500	19.0500
49/64	.7656	19.4469
25/32	.7813	19.8438
51/64	.7969	20.2406
13/16	.8125	20.6375
53/64	.8281	21.0344
27/32	.8438	21.4313
55/64	.8594	21.8281
7/8	.8750	22.2250
57/64	.8906	22.6219
29/32	.9063	23.0188
59/64	.9219	23.4156
15/16	.9375	23.8125
61/64	.9531	24.2093
31/32	.9688	24.6063
63/64	.9844	25.0031
1	1.0000	25.4000





Millimeter to Inch Conversion

<i>mm</i>	<i>inch</i>	<i>mm</i>	<i>inch</i>
1	0.0394	51	2.0079
2	0.0787	52	2.0472
3	0.1181	53	2.0866
4	0.1575	54	2.1260
5	0.1969	55	2.1654
6	0.2362	56	2.2047
7	0.2756	57	2.2441
8	0.3150	58	2.2835
9	0.3543	59	2.3228
10	0.3937	60	2.3622
11	0.4331	61	2.4016
12	0.4724	62	2.4409
13	0.5118	63	2.4803
14	0.5512	64	2.5197
15	0.5906	65	2.5591
16	0.6299	66	2.5984
17	0.6693	67	2.6378
18	0.7087	68	2.677
19	0.7480	69	2.7165
20	0.7874	70	2.7559
21	0.8268	71	2.7953
22	0.8661	72	2.8346
23	0.9055	73	2.8740
24	0.9449	74	2.9134
25	0.9843	75	2.9528
26	1.0236	76	2.9921
27	1.0630	77	3.0315
28	1.1024	78	3.0709
29	1.1417	79	3.1102
30	1.1811	80	3.1496
31	1.2205	81	3.1890
32	1.2598	82	3.2283
33	1.2992	83	3.2677
34	1.3386	84	3.3071
35	1.3780	85	3.3465
36	1.4173	86	3.3858
37	1.4567	87	3.4252
38	1.4961	88	3.4646
39	1.5354	89	3.5039
40	1.5748	90	3.5433
41	1.6142	91	3.5827
42	1.6535	92	3.6220
43	1.6929	93	3.6614
44	1.7323	94	3.7008
45	1.7717	95	3.7402
46	1.8110	96	3.7795
47	1.8504	97	3.8189
48	1.8898	98	3.8583
49	1.9291	99	3.8976
50	1.9685	100	3.9370

Comparison of Gauges (Based on Steel Sheet Equivalent)

<i>gauge no.</i>	<i>U.S. standard</i>	<i>gauge no.</i>	<i>U.S. standard</i>
3	.2391	21	.0329
4	.2242	22	.0299
5	.2092	23	.0269
6	.1943	24	.0239
7	.1793	25	.0209
8	.1644	26	.0179
9	.1495	27	.0164
10	.1345	28	.0149
11	.1196	29	.0135
12	.1046	30	.0120
13	.0897	31	.0105
14	.0747	32	.0097
15	.0673	33	.0090
16	.0598	34	.0082
17	.0538	35	.0075
18	.0478	36	.0067
19	.0418	37	.0064
20	.0359	38	.0060

Torque Specification

<i>bolt size- material or grade</i>	 SAE 2 Low Carbon Steel	 SAE 5 Medium Carbon Steel- Quenched & Tempered	 SAE 8 Medium Carbon Alloy Steel- Quenched & Tempered	 Stainless AISI TYPE 303 18-8
1/4-20	6	11	12	5
1/4-28	7	13	15	7
5/16-18	13	21	25	9
5/16-24	14	23	30	10
3/8-16	23	38	50	17
3/8-24	26	40	60	18
7/16-14	37	55	85	25
7/16-20	41	60	95	28
1/2-14	57	85	125	37
1/2-20	64	95	140	40
9/16-12	80	125	175	50
9/16-18	91	140	195	54
5/8-11	111	175	245	75
5/8-18	128	210	270	80
3/4-10	180	300	425	115
3/4-16	200	330	460	125
7/8-9	275	450	660	170
7/8-14	300	490	700	185
1"-8	415	680	990	260
1"-14	435	715	1050	270

Torque Units Conversion

<i>Multiply To Obtain</i>	<i># of Inch Ounces</i>	<i>Inch Pounds</i>	<i>Foot Pounds</i>	<i>Meter Kilograms</i>	<i>Newton Meters</i>
Inch Ounces	1	16	192	1389	141.6
Inch Pounds	.0625	1	12	86.80	8.851
Foot Pounds	.005208	.08333	1	7.233	.7376
Meter Kilogram	.0007201	.01152	.1383	1	.1020
Newton-Meters	.007061	.1130	1.356	9.806	1

Metric Weight Equivalents

**conversion of mass
from U.S. to metric**
pounds x 0.454 =
kilograms

For over 50 years, Fleet Engineers has built a solid reputation for producing quality truck and trailer products. As we continue to grow, our commitment to providing superior quality systems solutions and parts to our customers is growing with us. Our team of industry-best professionals is focused on continually expanding and improving our product lines, technology and capabilities to serve the commercial vehicle industry and to do our part in keeping your trucks on the road.

CONTACT US TODAY TO LEARN MORE.

800-333-7890

FLEETENGINEERS.COM

**FLEET
ENGINEERS**

Driving Forward™

AERODYNAMIC SOLUTIONS

DOOR SYSTEMS

SPRAY CONTROL

**TRUCK AND TRAILOR
ACCESSORIES & PARTS**