



National Area-Based Development Programme

ANNUAL REPORT 2015



Strengthening rural communities by:

Local governance

Productive infrastructure

Reintegration



Project information

Project ID	00057359 (NIM)
Duration	Phase III (July, 2009 – March, 2016)
ANDS Component	Social and Economic Development
CPD Outcome 3	Economic growth is accelerated to reduce vulnerabilities and poverty, strengthen the resilience of the licit economy and reduce the illicit economy in its multiple dimensions
UNDP Strategic Plan Outcome 1	Growth and development are inclusive and sustainable, incorporating productive capacities that create employment and livelihoods for the poor and excluded
Total Budget	USD \$294,666,069
Annual Budget	US \$28,504,690
Implementing Partner	Ministry of Rural Rehabilitation and Development (MRRD)
Responsible Parties	MRRD and UNDP
Project Manager	Muhammad Ajmal Humraaz – Acting PM
Programme Unit Head	Laura Rio

Cover photo: Ghozo-Omerz village, NABDP bridge project, © UNDP/Omer



Donors



Empowered lives.
Resilient nations.

CONTENTS

Donors.....	3
Executive Summary.....	6
Results	8
Output 1: Institutions strengthened at the district-level to independently address priority local needs.....	8
Output 2: Improved access to key services for the rural poor	17
Output 3: Stabilization through enhanced economic livelihoods	25
Gender specific results.....	28
Partnerships	28
Project issues	28
Lessons learned	29
Annexes	31
Annex 1: Financial table	31
Annex 2: Expenses by output.....	32
Annex 3: Expenses by donor	33
Annex 4: Completed projects in 2015.....	34

ACRONYMS

AIRD	Afghanistan Institute for Rural Development
APRP	Afghanistan Peace and Reintegration Programme
CDC	Community Development Council
DDA	District Development Assembly
DDP	District Development Plan
ERDA	Energy for Rural Development of Afghanistan
IDLG	Independent Directorate of Local Governance
KW	Kilo Watt
MHP	Micro Hydro Power
MRRD	Ministry of Rural Rehabilitation and Development
NABDP	National Area Based Development Programme
PMT	Provincial Monitoring Teams
RTP	Rural Technology Park
UNDP	United Nations Development Programme
WEPP	Women Economic Empowerment Project

Executive Summary

National Area-Based Development Programme (NABDP) commenced as a joint initiative of the Ministry of Rural Rehabilitation and Development (MRRD) and the United Nations Development Programme (UNDP) in 2002, with the goal of reducing poverty and diversifying livelihoods. NABDP's third phase (2009-2015) of implementation focused on local institutions, productive infrastructure and reintegration.

Over the course of 2015, NABDP re-formed eight District Development Assemblies (DDAs) and established one DDA in a new district. By the end of 2015, DDAs had been established in 389 districts. After NABDP closes, it is possible that some DDAs will be converted into District Coordination Councils (DCCs) as official district government entities. But the situation remains uncertain.

NABDP implemented around 100¹ infrastructure projects in 2015, providing communities (175,941 households) with improved access to electricity, transport, safe water, public buildings, irrigation and disaster mitigation measures. These projects were developed based largely on local needs and channelled through DDAs and Community Development Councils (CDCs)². CDCs and DDAs also played an active role in the implementation and monitoring of at least 104 projects.

Furthermore, the construction of these infrastructures has created temporary employment opportunities (576,816 labour days) for community members.

Achievements at a glance

8 DDAs

reformed and one DDA newly established. In total, 389 DDAs have been established across the country to involve communities in local development and decision making

708 DDA members and government officials trained

in project management, disaster mitigation and resource mobilization

15 livelihood trainings¹ for 485 women,

including carpet weaving, tailoring and handicrafts, conducted to increase economic stability and social standing

16 micro hydro/one solar power projects

carried out to power more than 3,948 rural homes in a cheaper and cleaner way

16 roads and bridges

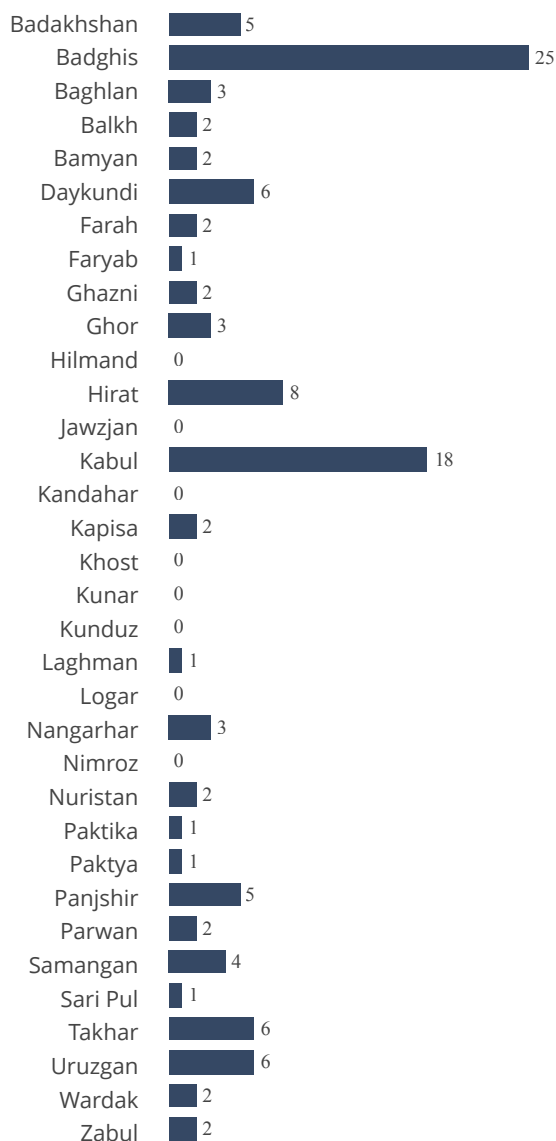
constructed to connect 66,770 households to markets, clinics, schools and other services

¹ Including infrastructure projects in the sectors of energy, transport, public building, irrigation, disaster management, water supply and reintegration.

² For more background information on DDAs and CDCs, please see results: output 1.

¹ Including 12 Women Economic Empowerment Projects (WEEPs) under output 1 as well as 3 WEEP projects under output 2 - AliceGhan.

■ # projects per province



Note: the chart includes 115 projects: 100 infrastructure projects and 15 Women Economic Empowerment Projects (WEEPs). It does not include local governance projects and other additional projects.

13 water reservoirs, canals etc.

constructed to irrigate land and increase agricultural productivity for 2,598 households

4,114 households with access to safe water

and reduced risk of water-borne diseases through 9 water reservoirs, wells etc.

20 flood protection walls etc.

constructed to reduce damage from natural hazards such as earthquakes, floods, droughts and landslides, benefiting 29,441 households

9 schools, clinics etc.

constructed to improve community life and access to health and education facilities for 21,595 households

17 reintegration projects

implemented that employ ex-combatants in construction work to help them reintegrate into communities and benefit 49,833 households

576,816 labour days

created by the construction of infrastructure projects

175,941 households

benefitted from all infrastructure projects under outputs 2 and 3 as well as WEEP projects

Local Governance

Output 1: Institutions strengthened at the district-level to independently address priority local needs

Background

NABDP recognizes the need for communities to be included in decision-making for local development. To this end, NABDP has established District Development Assemblies (DDAs) to bridge the gap between villages and provinces.

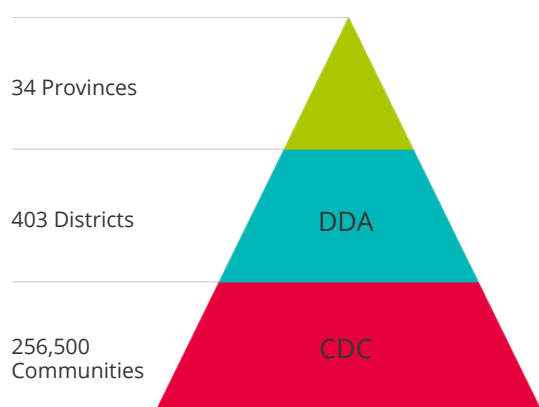
In Afghanistan, there are 34 provinces and 403¹ districts. Most districts have over 50 communities². At the community level, as part of the National Solidarity Programme (NSP) implemented by MRRD, Community Development Councils (CDCs)

have been established in 85%³ of communities. CDCs involve community members in identifying local needs and facilitating development projects to address them.

To build on their success, CDC members⁴ are invited to stand for DDA elections. DDAs communicate the needs of villages collectively to higher level government and development agencies. They also help coordinate large-scale development projects, especially ones covering more than one village.

Progress in 2015

As part of the exit process in its final year, NABDP gradually withdrew resources from the field, while focusing on building the capacity of re-elected DDAs. Equipped with the skills to identify needs, mobilize resources, and manage and monitor projects, they are better able to secure funds and implement projects independently.



¹ Latest figure based on MRRD DDA database.

² There are no accurate data on the number of villages in Afghanistan. NSP uses the term "community", which refers to settlements with at least 25 families.

³ NSP Monthly Report February 2016 (30th Dalwa 1394).

⁴ CDC members are democratically elected by the villagers. For more info on the election process, please see: http://www.nsp-ie.org/reports/Electoral_OutcomesJul09.pdf



Output 1.1: Communities mobilized to articulate their needs and identify priorities and solutions

1.1.1 DDA establishment and re-election

Background

In areas covered by the NSP, democratically elected CDC members represent their villages to stand for DDA elections held by NABDP. DDAs formed as a result of this process are called “Permanent DDAs”.

In areas not covered by the NSP due to insecurity, NABDP relies on the district governor to identify suitable candidates for DDAs. Such DDAs do not undergo an election process and are regarded as “Interim DDAs”.

In permanent DDAs, 1/3 of the seats are reserved for female candidates. NABDP requires each CDC to have one male and one female candidate, and when there are not enough female candidates, the reserved seats remain unoccupied. However, in most interim DDAs, there are no female members, due to the security situation and constraints on women.



Re-election in Alishang, © NABDP/Mansoor

To ensure that DDAs remain active and representative, members are re-elected every three years. NABDP facilitates and oversees election processes by briefing candidates on the procedure, organizing voting and verifying results.

Progress in 2015

NABDP reached its target and supported the re-election of three DDAs in Badghis. It also achieved the goal of renewing five interim DDAs. In addition, it supported the establishment of one DDA in

Badpakh⁵ in Laghman Province.

All three re-elected DDAs remained “Mixed DDAs”, meaning that they have both male and female members. All five renewed interim DDAs remained “All Male DDAs”. The newly established DDA also has no female members due to a lack of female CDC members in that district.

	Target	Actual
Permanent DDAs re-elected	3	3 re-elected 1 established
Interim DDAs renewed	5	5
DDA meetings	400	845

A target of 400 meetings by 200 DDAs was set for 2015. In total, 845 meetings by 136 DDAs were reported to NABDP. Most of the reported meetings focused on how to plan and implement development projects, and resolve community disputes over resources and other issues.

For a detailed list of established, re-elected and renewed DDAs, please see Annex 4.

1.1.2 District Development Plan (DDP)

Background

Prior to the formulation of DDPs, an NABDP facilitator team organizes coordination meetings with stakeholders (governors, UN agencies, international NGOs, etc.) to learn about their priorities. They also collect secondary information (population, socio-economic infrastructure, resources etc.) from the relevant districts. They then present all the information to DDA members to help them make well-informed decisions.

After the plan is developed, it is shared with the district governor and provincial office of MRRD for further distribution, and is available on NABDP’s website⁶. DDAs are also encouraged to be proactive in sharing DDPs with potential donors.

Moreover, UNDP has been using DDPs regularly in its own project development.



Progress in 2015

With the support of NABDP staff, all 3 re-elected DDAs and 1 newly established DDA updated their DDPs.

To assess the effectiveness of DDPs, NABDP monitors the number of projects in DDPs that

	Target	Actual
DDP update	3	4
Projects in DDP implemented	n/a	45

⁵ Badpakh is a relatively new district established in 2011. After NSP set up CDCs in Badpakh, the Facilitating Partner (FP) of NSP requested NABDP to establish a DDA. Although it’s not included in the annual work plan, NABDP established the DDA with financial support from the FP.

⁶ <http://www.mrrd-nabdp.org/>

My mission is to work for my people

Abdul Rahman is a passionate DDA member in Qadis district, Badghis province, who takes pride in his achievements. And there are many.

With training from NABDP on resource mobilization, he secured funds from an international NGO to install 20 wells in the district. "I am really happy doing this work," he says. "With all these wells, people will have safe water to drink."

Abdul was also trained to monitor NABDP projects. When he discovered that a construction company was using substandard cement for a local bridge, he negotiated with them to start again and rebuild it.

His DDA has also resolved many disputes in the community, such as when two villages were arguing over access to grazing land. The district governor asked for the DDA's support and, after a three-day meeting, the DDA divided the land and both villages agreed to fence off their own area. Now they don't just have safe water and a decent bridge, they also have peace.

have been implemented. Since 2012, 790 projects in DDPs have been implemented. Many secured funds from external donors, including UN agencies, NGOs and government ministries. In 2015, 52 projects in DDPs were implemented.

Moreover, DDPs served as important references for UNDP in developing the project concept note for a new project: "Community Based Agriculture and Rural Development (CBARD)". In particular, UNDP reviewed DDPs of Badghis and Farah provinces to identify the most relevant communities and interventions for the project.

Output 1.2: DDAs capacity developed to become district level coordination entities

1.2.1 Capacity development training

Background

In general, NABDP gives DDA members trainings on:

- Governance, conflict resolution and gender equity
- Project planning, implementation and management
- Procurement and financial management



These trainings are essential for enabling DDAs to lead development processes in their districts. When relevant, NABDP also provides trainings on specific activities, such as disaster risk management.

Progress in 2015

NABDP achieved its target of conducting 14 capacity development trainings.

For a detailed list of capacity development trainings, please see Annex 4.

Capacity development	Target	Actual
After establishment	0	1
After 1st round re-election	0	2
After 2ed round re-election	14	11
Total	14	14

1.2.2 Disaster mitigation activities

Background

Afghanistan is prone to a number of natural disasters: earthquakes, flooding, drought, landslides, and avalanches. NABDP identifies disaster prone districts and provides relevant DDAs with disaster management trainings. Members are trained to develop disaster management plans, identify disaster risk reduction projects and implement them.

Progress in 2015

NABDP conducted six disaster management trainings. In addition, DDAs were reported to have conducted a total of 212 disaster mitigation activities, including:

Disaster management	Target	Actual
Training	6	6
Mitigation activity	n/a	212

- Coordinating with communities and government in helping families affected by floods, earthquakes etc., such as facilitating aid distribution
- Identifying disaster risk factors and informing the relevant authorities
- Working with communities to build infrastructure that reduces the risk of disasters, such as flood protection walls

For a detailed list of disaster management trainings, please see Annex 4.

1.2.3 DDA public hearings

Background

To ensure the transparency of DDAs, especially in spending funds and managing development projects, NABDP supports DDAs in holding public hearings. These hearings are attended by:

- CDC and DDA members
- Government officials
- Community representatives
- Tribal leaders, including mullahs⁷
- Representatives from civil society organizations
- Members of marginalized and under-represented groups, such as people with disabilities and nomadic groups

Public hearings are a new initiative adopted in 2014. Interviews with participants have shown they build trust among communities, DDAs and district government, as well as allowing inputs from communities.

⁷ Local Islamic clerics or mosque leaders.

Progress in 2015

NABDP reached its target of supporting nine public hearings. For a detailed list of public hearings, please see Annex 4.

	Target	Actual
Public hearing	9	9

1.2.4 DDA exposure visit

Background

NABDP identifies high performing DDAs, based on their ability to:

- Mobilize external funds
- Effectively implement and monitor projects
- Have participatory planning, especially involving female community members in decision-making

High performing DDAs host exposure visits, where less active DDAs can learn from their experiences. NABDP helps arrange visits and supports host DDAs in developing presentation materials and learning activities.

Learning from each other to boost success

What exactly is an exposure visit and how does it help? We spoke to Fazlullah, DDA member from Wardak's Nirkh district about his experiences.

"In the past, our DDA in Nirkh wasn't really very active at all. We rarely had meetings or planned for much. But earlier this year, I went on an exposure visit to Maidan Shahr and we saw how they had developed a great relationship with the district governor and local NGOs. And they were so organized! They had proper meetings and there were meeting notes and agendas. That really inspired us.

So we went back and we had an internal meeting. We talked about how we could follow the example of Maidan Shahr and reach out to more people who could help us really achieve something for our people.

First, we invited a UN agency to meet with us, and we arranged for food and clothes for more than 1,000 poor families in our village. After that, we contacted a German NGO and asked them to rebuild our school, which had been destroyed in conflict so only the walls were left. They provided the funds and now we have a really nice school.

We also got in touch with the Ministry of Agriculture, Irrigation and Livestock. We volunteered to plant more trees in public areas so the ministry provided us with free trees and now we're making our community greener."

In all these ways, we have been improving lives for our people, and by doing so we also bring security to our community."

Exposure visits mostly consist of (1) a presentation by host DDAs and (2) project site visits. Based on interviews with visiting DDA members, these visits help them to:

- See first-hand the outcomes of successful infrastructure projects
- Learn how to effectively coordinate with district and provincial governments to optimize resources
- Identify solutions to common challenges

Progress in 2015

NABDP reached its target of organizing nine exposure visits: three at regional level and six at provincial level. For a detailed list of exposure visits, please see Annex 4.

	Target	Actual
Exposure visits	9	9

1.2.5 Provincial Monitoring Team (PMT)

Background

In general, NABDP deploys Field Monitoring Officers (FMOs) to monitor implementation of NABDP projects. In 2014 alone, FMOs saved US \$284,025 from being spent on ineffective interventions. However, it has been difficult for FMOs to conduct field visits to insecure areas.

To solve this problem, NABDP has been utilizing DDAs to monitor development projects in insecure areas. DDA members are selected to form the PMTs and carry out field visits when requested. To avoid conflicts of interest, PMT members do not monitor projects implemented by their own DDAs.



Monitoring visit

In 2015, the PMT conducted a visit to monitor the construction of a 245-metre protection wall in Khejak village of Adreskan district in Herat. They discovered that the rocks used for the foundation of the wall were of lower quality than was specified in the bill of quantities and reported the issue to the project manager. This resulted in a deduction of US \$756. Similar efforts have resulted in a total of US\$ 53,187 deduction in 2015.

Progress in 2015

NABDP reached its target of re-establishing and training 1 PMT, which consists of nine DDA members from Qala-e-naw, Qadis, and Abkamari in Badghis province.

PMT	Target	Actual
Establishment	1	1

Furthermore, 133 field visits by both FMOs and PMTs saved USD \$ 53,187 from being spent on ineffective projects.

1.2.6 Conflict resolution

Background

Community conflicts, such as disputes over natural resources, can be costly. They have, in the past, caused delays in implementing projects. Therefore, NABDP has included conflict resolution in capacity development trainings for DDAs.

Progress in 2015

Better equipped with the ability to resolve conflicts, DDAs were reported to have resolved 799 conflicts in 2015.

	Target	Actual
Conflicts resolved	n/a	799

Output 1.3: Effective mechanisms developed to mainstream gender equality/women's empowerment

Women Economic Empowerment Project (WEEP)

Background

NABDP provides livelihood trainings to women, covering skills such as carpet weaving and tailoring. The extra income generated by the acquired skills increases the economic stability and social standing of female trainees.



Progress in 2015

NABDP achieved its target and implemented 12 Women Economic Empowerment Projects (WEEPs), training 385 women in tailoring, carpet weaving, handicrafts and literacy.

WEEP	Target	Actual
Training	12	12
Beneficiary	288	385
Indirect beneficiary	1900	2,695



Weep project in AliceGhan town, Qarabagh district, Kabul province

One participant of the training told NABDP

"I am a housewife but my husband is sick and unable to work. My 16 year-old son is working as a labourer. Some days he doesn't get any work, so he returns home empty-handed. I always wanted to work, so I can help my son support the family and send my children to school. Luckily, NABDP offered these trainings on bed sheet making. At the beginning, I didn't know how a tailoring machine works, but now I can successfully make bed sheets. . . I hope in the future I will make good and beautiful bed sheets and sell them in the market."

Based on an internal review by Latifa Wahabzada

Below is a snapshot of where NABDP is in relation to 2015 targets for output 1.

SN	Indicator	2015 Baseline	Annual Target	Actual	Status	Commnet
1	Number of interim DDAs renewed, with DDPs updated	62	5	5	Achieved	n/a
2	Number of Permanent DDAs re-elected (second-round), with DDPs updated	48	3	4	Exceeded	3 permanent DDAs re-elected and 1 newly established after CDCs are set up in that district
3	Percentage of female participation in DDAs	0.27	0.27	0.25	93%	The absence of women in interim DDAs lowered the overall female participation
4	Number of DDPs updated and uploaded on the Internet	388	3	4	Mixed results	The DDPs have been updated but have not been uploaded to the Internet
5	Number of capacity development trainings delivered to DDAs (after 1st round re-election)	306	14	3 + 1 for a newly established DDA	Achieved	n/a
6	Number of capacity development trainings delivered to DDAs (after 2nd round re-election)	40		10		n/a
7	Number of DDAs holding meetings; Number of total meetings held	325 DDAs held 4,110 meetings	200 DDA held 400 meetings	145 DDAs held 845 meetings	Mixed results	n/a
8	Number of projects implemented from DDPs	738	n/a	45	n/a	n/a
9	Number of conflicts resolved by DDAs	3893	n/a	799	n/a	n/a
10	Number of disaster management activities implemented by DDAs	1462	n/a	212	n/a	n/a
11	Number of provincial monitoring teams re-established and trained	7	1	1	Achieved	n/a
12	Number of DDA exposure visits conducted at the provincial/regional level	127	9	9	Achieved	n/a
13a	Number of public hearings conducted	61	9	9	Achieved	n/a
13b	Number of district profile prepared and updated	45	8 (in AWP it says 50 - but that's a mistake; only 8 were actually planned according to the budget)	2	25%	The target was set considering the human resource capacity at the time. But the number of staff who were responsible for collecting information for district profiles was reduced and only 2 profiles could be prepared.
14	Number of WEEP projects completed	111	12	12	Achieved	n/a
15	Number of direct female beneficiaries by WEEP projects	4440	288	655	Exceeded	n/a
16	Number of indirect beneficiaries by WEEP projects	29304	1900	4585	Exceeded	n/a

Productive Infrastructure

Output 2: Improved access to key services for the rural poor

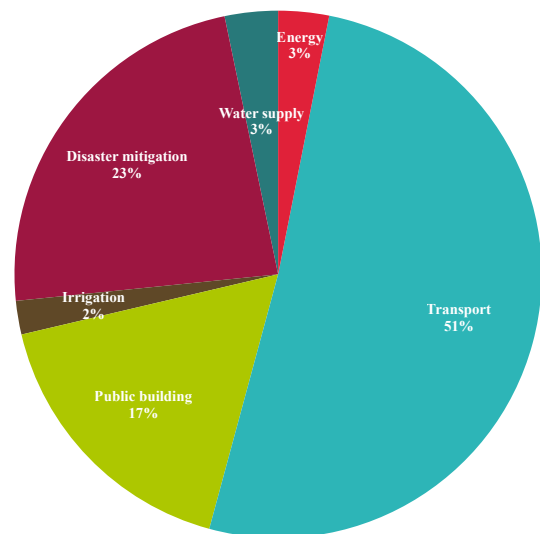
Output 2 focuses on improved access to energy, agricultural infrastructure, and water supply.

In 2015, NABDP achieved its targets for energy, public buildings and irrigation. However, it didn't achieve the targets for transport, disaster mitigation and water supply. This was mostly due to insecurity in project areas. More detailed explanations are given in the respective sections below.

In total, NABDP implemented 83 infrastructure projects in the above-mentioned sectors, benefitting 899,265 households. It also implemented additional projects, such as the Rural Water Supply and Irrigation Program (Ru-WatSIP) and Provincial Machinery Park (PMP) in Badghis.

These projects were requested by communities or ministries, and almost half were contracted directly to CDCs or DDAs. Moreover, local labour was used for most of the construction work. These practices aimed to give a bigger sense of ownership to communities, thus increasing sustainability.

Beneficiaries by sector



Output 2.1: Community energy projects established and sustainable concerns addressed

By 2015, only about 38% of the population had been connected to the grid. While the number can be over 75% in big cities, less than 10% of the rural population has access to grid-connected power. Yet 75% of Afghanistan’s population lives in the countryside¹.

Without electricity, rural communities rely heavily on wood burning and fuel oil for cooking, heating and lighting. This contributes to deforestation and indoor air pollution. Lack of affordable energy also limits social, economic and educational opportunities.

NABDP identifies remote communities that are unserved by the grid and provides them with alternative energy sources, such as micro hydro power and biogas.

Government and donors have recognized the importance and success of this component, which has been scaled as an independent programme – Afghanistan Sustainable Energy for Rural Development (ASERD). It plans to bring sustainable energy to over 50,000 households in almost 200 villages within the next four years.



Micro hydro power (MHP)

Background

Since 2008, NABDP has used MHP to provide energy for rural communities. Such efforts include:

- Organizing trainings of government engineers on the design and implementation of MHP projects
- Preparing detailed technical and operational guidelines for MHP projects
- Surveying, designing and supporting the implementation of MHP projects
- Building capacity and supporting local communities to operate and maintain MHPs

By 2014, NABDP had installed 174 MHPs, generating 3.06 MW of electricity. To ensure sustainability, the components of MHPs are locally manufactured. NABDP has also selected and trained operators in local communities, who are responsible for operating and maintaining MHPs.

Progress in 2015

With a target of 15 MHPs and one biogas system, NABDP actually completed 16 energy projects (15 MHPs + one solar panel project), generating 557 kilowatts for households and creating 24,942 labour days.

Energy	Target	Actual
MHP/Biogas/Solar panel	16	16
Electricity (KW)	652	557
Household	3632	3918

¹ World Bank. (2016). Retrieved from <http://www.worldbank.org/en/country/afghanistan/overview>.

Initial estimates for the number of target beneficiaries were crude, and often based on rough population estimates provided by local villagers. The actual number of beneficiaries, on the other hand, has been calculated from the number of villagers making in-kind contributions to or working as labourers on the projects. This explains the differences frequently found between target and actual beneficiary numbers in outputs 2 and 3.



Raghistan district, MHP, ©NABDP

MHP in Raghistan district, Badakhshan province

Villagers told us that before the MHP, people were using fuel and woods for heating and lighting and that harmed their health. With MHP, for the first time in their life, they have electricity. A father of five added that his kids can now study late at night with the electricity produced by MHP.

Based on an internal review by Engineer Fakhrudin

In addition, one biogas project planned in Jalalabad in 2015 was cancelled due to insecurity. For a detailed list of energy projects, please see Annex 4.

Output 2.2: Infrastructure built and accessible by rural communities

2.2.1 Transport infrastructure

Background

Investment in transport can bring significant benefits to rural communities. More reliable transport infrastructure does not only increase productivity, but also provides safe access to education, health care and other facilities. Recognizing the importance of connecting rural people to reduce poverty, NABDP had constructed 519 roads and bridges by the end of 2014.



Balkh province, bridge project, ©NABDP

Progress in 2015

NABDP achieved its target of completing 16 transport projects, benefiting 451,089 people (64,441² households) and creating 123,259 labour days.

Transport	Target	Actual
# projects	16	16
Household	57,127	64,441

The 16 projects include eight bridges, seven roads, and one culvert. There are also two bridge projects in Shahre Buzurg district of Badakhshan province and Gizab district of Urozgan province still to be completed in 2016. For a detailed list of completed transport infrastructure, please see Annex 4.

² # households = # people/7. Many surveys such as Afghanistan Living Conditions Survey 2014, have suggested similar numbers - "households in Afghanistan have on average 7.5 members".



A bridge along Helmand River

Helmand River is one of the largest rivers in Afghanistan. Before the implementation of the UNDP supported bridge project, villagers along the riverbank used small boats to cross.

Bahi Khan, a member of a local nomadic tribe says, "This bridge made my life much easier. Every year to get my animals from one side of the river to other, I had to walk 60km. "This bridge changed the life of the villagers across the river, too. Now they are connected to the district center and have access to larger markets and clinics."

Chahar Burjak district, Nimroz province, ©NABDP

2.2.2 Public buildings

Background

NABDP constructs health clinics, schools, community centres, libraries, offices and other public buildings based on requests from communities or line ministries.



Balkh province ©NABDP

Progress in 2015

NABDP completed its target of nine public buildings: three schools, two community centres, one library, one PRRD office building, one guard room and one shelter room. The three schools can accommodate around 1,800 students. All nine buildings benefited 151,166 people (21,595 households) and created 64,655 labour days. For a detailed list of completed public buildings, please see Annex 4.

Public building	Target	Actual
# projects	9	9
Household	25,633	21,595

Output 2.3: Community-based natural resource management systems are effectively supported

2.2.3 Irrigation

Background

Reliable irrigation can lead to increased agricultural productivity and improved food security. NABDP has implemented 428 irrigation projects, providing 536,594 households with more productive land.



Jalalabad ©NABDP

Progress in 2015

NABDP completed its target of 13 irrigation projects, benefiting 18,185 people (2,598 households) and creating 36,238 labour days. They will irrigate up to 108.8 km² of land.

Irrigation	Target	Actual
# projects	13	13
Household	3,575	2,598

The 13 irrigation projects include: four canals, three water reservoirs, two gabion walls³, two karez⁴, one water intake⁵ and one super passage⁶. For a detailed list of these projects, please see Annex 4.



Tangi Saidan Village, Charasyab district
©NABDP

Canal in Tangi Saidan village in Charasyab

In Charasyab's Tangi Saidan Village, villagers were always fighting over access to water. The local DDA tried to resolve the dispute and reported the problem to MRRD. To solve this problem, NABDP built a new canal for the village.

Local resident, Aziz u Rahman, told us, "Most local families support themselves by growing vegetables and fruit. Before the new canal, there wasn't enough water for irrigation, but now I can grow enough to support my family and send my children to school."

2.2.4 Water supply and sanitation

Background

The percentage of the rural population with access to improved water sources⁷ rose from 39% in 2009 to 47% in 2014⁸. In other words, an additional 2,927,098 people gained access to improved water sources.

The construction of safe water facilities is one key intervention that has made such progress possible. Notably, during the same period, NABDP benefitted 2,062,886 people with safe water facilities. Despite the improvements, however, many villages still desperately need safe drinking water to prevent water-borne diseases.



Jalalabad province, ©NABDP

³ Gabion wall is a wall made of stone-filled gabions tied together with wire. It protects agricultural land, houses, or irrigation channels from floods.

⁴ Karez, also called qanat, is a traditional technology that uses the force of gravity to bring groundwater to the surface.

⁵ Water intake is a structure that diverts water to irrigation channels/agricultural land.

⁶ Super passage is a structure built on top of the water pipe to protect it from being damaged by floods - floods will flow over the super passage rather than directly over the water pipe.

⁷ According to WHO, improved drinking water source refers to a source that, by nature of its construction, adequately protects the water from outside contamination, in particular from fecal matter.

⁸ World Bank. (2009, 2015). World databank. Retrieved from <http://databank.worldbank.org/data/reports.aspx?source=2&country=AFG&series=&period=>

Progress in 2015

NABDP did not reach its target of implementing 13 water supply projects (four cancelled), and actually completed nine projects, benefiting 28,801 people (4114 households) and creating 6,823 labour days.

The nine completed projects include five water reservoirs, one well, one water supply network and two pipe schemes. For a detailed list, please see Annex 4.

One water reservoir and one well in Khas Urozgan district, and one water reservoir in Jawand district were cancelled due to insecurity. Another well in Nahr district of Ghazni province was cancelled because the original site didn't have enough underground water. Other suitable locations were on private land and the owners refused to grant permission to dig wells.

Water supply	Target	Actual
# projects	13	9
Household	4,822	4,114

2.2.5 Disaster mitigation

Background

Afghanistan is prone to a number of natural disasters, including earthquakes, flooding, droughts, landslides and avalanches. To prevent economic loss and improve safety for rural communities, NABDP had implemented 795 disaster mitigation projects by 2015. They include building flood protection walls and better canal systems. Based on previous reviews of some of these projects⁹, beneficiaries told reviewers that they successfully prevented floods from damaging people's property and crops.



Progress in 2015

NABDP did not reach its target of implementing 21 disaster mitigation projects (one cancelled), and actually completed 20 projects, benefiting 206,089 people (29,441 households) and creating 153,845 labour days.

Disaster mitigation	Target	Actual
# projects	21	20
Household	47,613	29,441

The 20 completed projects include: 19 protection walls and one gabion wall. These walls are expected to protect 8.956 km² of land. One protection wall project in Gizab district was cancelled because of the poor performance of the contracted company and insecurity.

Note: as explained before (2.1), the targets for beneficiaries are based on rough population estimates that can be much higher than the actual number. Together with the cancellation of projects, this explains the discrepancies between target and actual beneficiaries.

⁹ Reviews of a protection wall project in Sorkhroud district of Nangarhar Province and a repaired canal in Qala-e-Naw city.

2.2.6 Additional projects

Background

With the support of the Spanish Agency for International Development Cooperation, NABDP is also engaged in the following projects:

- Rural Water Supply and Irrigation Program (Ru-WatSIP)
- Provincial Machinery Park (PMP) in Badghis

Progress in 2015

For Ru-WatSip, NABDP finished the feasibility study of a dam project in Qadis district in Badghis province.

To provide a supply of safe water to Qala-I-Naw city, the capital city of Badghis, NABDP also constructed a main water transmission line from wells in Qadis district to the city gate of Qala-I-Naw. It has been agreed that NABDP will complete the city water supply network inside Qala-I-Naw in 2016.

	Target	Actual
Dam feasibility study	100%	100%
Main water transmission line	100%	95%
Provincial machinery park	Handover to government	Completed

For PMP, NABDP maintained machinery and other equipment in the park. The park continued to provide maintenance and repair services for cars, generators and other equipment to local governments. It also supported garbage collection and city lights maintenance in Qala-I-Naw.



Badghis, PMP. ©NABDP

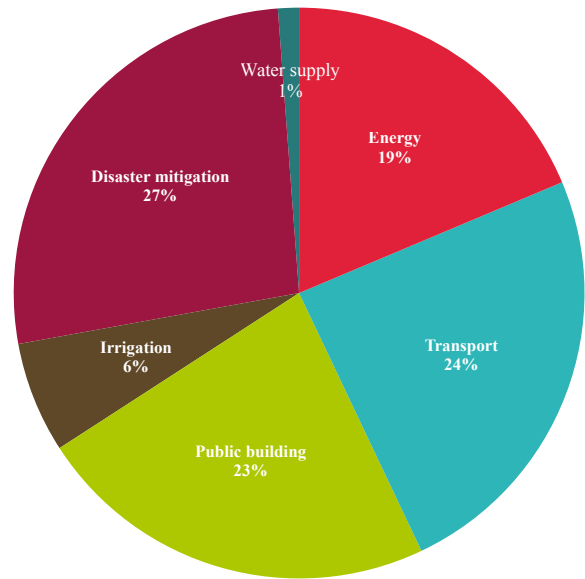
By the end of 2015, NABDP had handed the park over to the provincial office of MRRD. MRRD has a plan to establish a sustainable management model in order for the park to provide services to the public in the whole

West region at a reasonable price. Moreover, the local municipality has taken over from NABDP the task of collecting garbage and maintaining city lights in Qala-I-Naw.

Total labour day

Background

Wherever possible, NABDP makes sure that local communities are involved in the implementation of their projects. Out of the 169¹⁰ contracts, 79 were directly contracted to CDCs and 25 to DDAs. This practice gives ownership to communities, as well as providing employment opportunities. For bigger and more complicated projects, they are contracted to private companies, which also use local labour. Both skilled and unskilled labourers were hired to work on construction sites.



Progress in 2015

With a target of creating 1,306,589 labour days, NABDP actually generated 586,462¹¹ days. The difference was a result of imprecise estimates as well as the cancellation of eight projects. Also, due to the shortage of time, NABDP tried to use machinery as much as possible instead of human labour.

¹⁰ The 169 contracts include all output 2 and 3 infrastructure contracts, as well as contracts related to women economic empowerment projects (WEEPs).

¹¹ They are generated by not only output 2 infrastructure projects, but also infrastructure projects under output 3 - reintegration (3.1).

Below is a snapshot of where NABDP is in relation to 2015 targets for output 2

SN	Indicator	2015 Baseline	Annual Target	Actual	Status	Comments
1a	Number of energy generating projects completed	174	15 MHPs + 1 biogas	16 MHPs	Mixed results	The biogas project was cancelled due to insecurity
1b	Number of households with access to an improved sustainable energy supply	34,329	3,632	3,917	Exceeded	The target was set based on very rough population estimates (no reliable data); the actual number is based on the number of villagers making in-kind contributions during the project, thus more accurate. This applies to all other differences between target and actual beneficiaries.
1c	Number of people receiving energy awareness training	N/A	1,462	130	9%	Due to miscalculation, the target was set unrealistically high
2a	Number of transport sector projects implemented	519	16	16	Achieved	n/a
2b	Number of households with access to improved transport infrastructure	641,158	57,127	64,441	Exceeded	n/a
3a	Number of public buildings and facility projects implemented	146	9	9	Achieved	n/a
3b	Number of households with improved access to public buildings/facilities	344,827	25,633	21,595	84%	Same as comment for 1b.
4a	Number of disaster mitigation projects implemented	795	21	20	95%	One project cancelled because of the poor performance of the contracted company and insecurity.
4b	Number of households benefiting from disaster mitigation projects	850,409	47,613	29,441	62%	Same as comment for 1b.
5a	Number of irrigation projects implemented	428	13	13	Achieved	n/a
5b	Number of households benefiting from irrigation and agricultural projects	536,594	3,575	2,598	73%	Same as comment for 1b.
6a	Number of water supply projects implemented	595	13	9	69%	3 projects cancelled because of insecurity; 1 well project cancelled because not enough water in the original site
6b	Number of households with access to portable water	312,205	2,882	4,114	Exceeded	n/a
7	Number of labour days created	2,829,458	1,116,589	576,816	52%	Eight projects were cancelled, mostly due to insecurity. Also, because of time constraints, NABDP used machinery as much as possible instead of human labour.
8	% progress on feasibility study of dam project in Badghis	50%	100%	100%	Achieved	n/a
9	% progress on water supply project main transmission line in Badghis	51%	100%	95%	95%	n/a
10	Ongoing support to key Govn etities in Badghis maintained i.e Machinery Park, MOWA, Water Testing Unit and Municipalityon	Handover from AECID completed	Handover will be completed	Completed	Achieved	n/a

Reintegration

Output 3: Stabilization through enhanced economic livelihoods

3.1 Reintegration

Background

NABDP implements infrastructure and livelihoods projects in insecure areas with the hope that providing people with employment opportunities will bring security and stability and help ex-combatants re-integrate into the community. The projects are largely chosen by the local communities, and include the construction of public facilities and transport infrastructure.

Progress in 2015

Reintegration	Target	Actual
# projects	19	17
Household	38,999	49,833

NABDP didn't achieve its target of 19 reintegration projects (two cancelled), but actually completed 17 projects, benefiting 348,833 people (49,833 households) and creating 165,015 labour days.

The 17 completed projects include: three MHP,

one deep well, two clinics, one veterinary clinic¹, two community centres, three bridge and five school buildings that accommodate 3,200 students. For a detailed list of completed projects, please see Annex 4.

One library project in Wardak province was cancelled because the contractor lacked adequate capacity. This project has been handed over to the Ministry of Information and Culture. Another clinic project in Jawzjan province was cancelled due to insecurity. Initial work including the design and BOQ have been handed over to the Ministry of Public Health.

3.2 AliceGhan Town

Background

AliceGhan is an initiative funded by Australia to support returned refugees and internally displaced persons across the country. NABDP is carrying out a water supply scheme in AliceGhan, aiming to provide returnees with potable water.

Progress in 2015

NABDP completed the water reservoir in

¹ Requested by the respective community to care for their livestock.

AliceGhan. In addition, it has built a super passage and a guard room for the water reservoir. NABDP provided the community with fuel to pump water from the reservoir and access water directly from taps in town. NABDP has also built a grid extension² for AliceGhan to be connected to the national grid, providing electricity for the pump at a lower cost.

In addition, NABDP has installed solar panels for 320 families and provided three trainings on tailoring and literacy for local women. For a detailed list, please see Annex 4.

3.3 Rural Technology Park

NABDP provides managerial support to the Afghanistan Institute for Rural Development (AIRD) to establish the Rural Technology Park (RTP). The RTP is located on the outskirts of Kabul and funded by the Spanish government. It raises awareness and provides practical trainings on technology related to renewable energy, safe drinking water, food production and SMEs. Since many ex-combatants come from a farming background, one of the RTP's aims is to bring stability through rural technology and improved livelihoods.



Progress in 2015

NABDP reached its target of completing all construction work at the RTP. Specifically, NABDP finished constructing:

- One pump house and installed the water pump
- One administration building
- One building for exhibiting rural technologies
- Ditches

In addition, NABDP has planted more than 1,000 trees to improve the park's overall environment.

In 2016, the RTP is planning to purchase rural technologies related to solar energy, water supply and food processing, and hold national conferences to introduce these technologies to governments officials, DDA and CDC members and the private sector.

² The original plan was to use solar panels to generate electricity for the pump room. This plan was cancelled because there was no local company who had this technology and to import it from abroad would make future maintenance and repair difficult, thus threatening sustainability

Below is a snapshot of where NABDP is in relation to 2015 targets for output 3

SN	Indicator	2015 Baseline	Annual Target	Actual	Satus	Comment
1a.	Number of reintegration projects implemented	108	19	17	89%	One clinic project was cancelled because of insecurity. One library project was cancelled because the contractor lacked adequate capacity.
1b.	Number of households impacted by reintegration projects	275,851	38,999	49,833	Achieved	n/a
2	AliceGhan has functional water supply	90%	100%	100%	Achieved	n/a
3	Spain AECID Rural Technology Park construction works completed (Final handover of construction works)	88%	100%	100%	Achieved	n/a

Gender specific results

Firstly, NABDP works to increase women's participation in DDAs, thus involving them in the development of their own communities. One-third of seats are reserved for female candidates and gender mainstreaming was incorporated early on in the process of DDA establishment. NABDP communicates the importance of equal representation to CDCs and local governors, and encourages each CDC to have at least one female candidate for DDA elections.

After DDA members are elected, all of them receive trainings on issues including women's participation and rights. In 2015, a total of 376 DDA members received such training.

Moreover, NABDP is always actively seeking female participants for capacity building activities, such as exposure visits and trainings. The average female participation rate reached 33% in 2015. For detailed information, please see Annex 4.

In 2015, three permanent DDAs NABDP were re-elected, with one-third of the seats taken by female community members. One newly established permanent DDA, however, adopted the all-male model due to the lack of female members in relevant CDCs. On the other hand, all five interim DDAs NABDP renewed remained all-male, due to insecurity and constraints on women in those areas.

Notably, by working with female DDA members, NABDP also accumulated insights about the different roles of men and women in rural Afghan communities and how differently they can be affected by the same issues.

Secondly, NABDP works to empower women through its livelihood training programme – WEEP. WEEP is designed to equip women with skills such as carpet weaving, tailoring,

bee keeping and literacy. All these skills aim to help women become less vulnerable and more economically independent and resilient.

In 2015, NABDP carried out 15 WEEP trainings for 485 women in tailoring, carpet weaving, literacy, handicrafts, computing and embroidery.

Partnerships

NABDP works closely with other MRRD programmes, ministries and other UNDP programmes, including:

- Independent Directorate of Local Governance for local governance projects, in particular, the operation of DDAs
- Ministry of Women Affairs and UNDP's gender programme for guidance on WEEP projects
- Ministry of Public Works to coordinate transport projects
- Ministry of Education for school building projects.
- Ministry of Agriculture, Irrigation and Livestock for agriculture and irrigation projects
- Ministry of Energy and Water for rural energy generation projects
- UNDP's Afghanistan Peace and Reintegration Programme for reintegration projects

Project issues

Worsening security situation

The worsening security situation in some areas has led to the cancelling of several projects, including:

- one biogas project in Jalalabad
- two water supply projects, one disaster mitigation project and one bridge project in Urozgan

- one water reservoir project in Jawand district in Badghis
- one transport project in Nangarhar
- one clinic/reintegration project in Jawzjan

Female participation in DDAs

Female participation in DDAs is constrained by many factors. Since DDAs rely on CDCs for potential candidates wherever CDCs are established, the lack of female members in CDCs directly results in the absence of women in DDAs. In general, CDCs fail to have female members because the local cultural and security situation makes it risky for women to take public positions.

For the areas not covered by CDCs but where DDAs operate, the security situation is often worse and thus it is even more difficult for women to participate. For these DDAs, which we refer to as “interim DDAs”, there are normally no female members.

Incomplete data

NABDP deploys community mobilizers in documenting project results in more than 300 districts. In 2015, the total number of community mobilizers dropped from more than 100 to fewer than 10. This has resulted in the incomplete recording of certain indicators, especially those designed to reflect the impact of NABDP. The affected indicators include:

- Number of meetings DDAs hold
- Number of projects in DDPs that are implemented
- Number of disaster mitigation activities implemented by DDAs

For these indicators, the actual number is likely to be higher than the number presented in the report.

Lessons learned

Directly contracting CDCs and DDAs

When small and uncomplicated infrastructure projects were contracted directly to some CDCs or DDAs, they were sometimes managed more cost-effectively and completed with better quality than when they were contracted to private companies, depending on such factors as the effectiveness of the relevant CDCs and DDAs and the inclusiveness of project planning. It is likely that the democratic nature of CDCs and DDAs increased oversight and community ownership of these projects, and reduced the possibility of corruption. Although implementation isn't the main role of DDAs and CDCs, their effectiveness in overseeing procedures and ensuring quality execution should be promoted.

Moreover, in 2015, we saw an increase in the capacity of several CDCs and DDAs for implementing development projects because of previous experience and trainings. Investment in building their capacity is likely to pay off in the long run.

Engaging women in a broader way

Women have been engaged as DDA members and in WEEP projects as the participants of livelihoods trainings. However, gender has not been a cross-cutting theme in all projects. Most projects have not actively sought to engage women. Here are a few ways in which infrastructure projects in general could have involved women:

1. include women in needs assessment and the project design
2. as labour for less physically-demanding tasks
3. in the management and maintenance of projects

This has also threatened the sustainability of our projects. For instance, in the case of some

water supply projects, only male community members participated in the awareness raising of maintenance needs. In reality, however, women have most contact with these facilities.

Needs assessment

Although most projects are implemented at the request of local communities, a more objective needs assessment should have been carried out to guarantee effectiveness and sustainability.

For instance, WEEP projects reported difficulties selling the final products of these trainings. A needs assessment could have revealed whether there was a market for the products that WEEP participants were trained to make. It could also have identified better ways to link participants to specific markets.

Sustainability

Many infrastructure projects built by NABDP have not been properly maintained after handover. Some community centres were found to have hosted events for private purposes, partly due to a lack of regulations for proper use.

Here are a few measures that could have been implemented:

- Requiring communities or parties responsible for maintaining infrastructure to draw up plans regarding the use and maintenance of facilities
- Making community members or other users aware of the need for maintenance and relevant policies
- Having such plans and policies as a condition for final handover by NABDP

Documenting results

Many projects in NABDP have not invested enough resources in documenting results. For instance, we could have monitored:

- Extra income generated by the skills

acquired through WEEP trainings

- Increased annual yields from irrigation projects

It is recommended that monitoring of such indicators is included in the future work plans and enough resources are allocated for this.

Moreover, the database related to output 2 and 3 was ill-managed due to inadequate capacity to operate the MIS system and faulty maintenance practices. By comparison, the data for output 1 was updated and consistent. The reason is that output 1 data was managed with Excel, which is more familiar to most staff. Also, the data for output 1 was stored in multiple smaller databases based strictly on the categories required for reporting. On the other hand, output 2 and 3 data was stored in one database, organized in categories not strictly consistent with reporting needs and not accurately updated.

Community mobilisation

In the case of the cancelled well project in Nahr district of Ghazni province, the land owner refused to let NABDP dig the well on his private land for the community. This problem could have been resolved by more effective community mobilization. Community mobilizers could have engaged community members in coming up with a solution that compensated the land owner while allowing the project to be successfully implemented.

Community mobilizers play a very important role in resolving disputes and maintaining effective communication between the project team and the community. They also help the project team introduce new initiatives.

For these reasons, we recommend that the importance of community mobilizers be fully appreciated and more resources invested in the development of community mobilizers in future projects.

Annexes

Annex 1: Financial table

Donor Name	COMMITMENT/ PREVIOUS YEARS RECORD				CURRENT YEAR - 2015					FUTURE EXPENSES		TOTAL RECEIVABLE		
	Commitment (a)	Revenue Collected 31/12/2014 (b)	Expenses 31/12/2014 (c)	IPSAS Adjustment (d)	Opening Balance e = (b-c+d)	Contribution Revenue (f)	Other Revenue (g)	Expenses (h)	Closing Balance i = (e+f+g - h)	Commitments (Unliquidated Obligations) (j)	Undepreciated of fixed Assets and Inventory (k)	(Future Due) l = (a-b-f)	(Past Due) (m)	Available Resources n = (l - j - k-m)
Afghanistan		11,713,709.04	10,564,852.53		1,148,856.51	-	-	1,089,654.48	59,202.03			-	-	59,202.03
AusAID	5,813,136.64	5,813,136.64	3,492,881.26		2,320,255.38	-	-	1,455,987.52	864,267.86			-	-	864,267.86
Australia		179,471.43	42,136.60		137,334.83	-	-	137,274.58	60.25			-	-	60.25
Australian DIMA		716,782.96	279,115.92		437,667.04	-	-	437,619.30	47.74			-	-	47.74
CIDA	26,982,789.61	23,083,517.05	25,662,724.91	3,906,500.00	1,327,292.14	-	-	195,150.88	1,132,141.26			-	-	1,132,141.26
Denmark	4,331,952.83	4,331,952.83	4,328,378.47		3,574.36	-	-	-	3,574.36			-	-	3,574.36
DFID		7,382,984.62	7,382,984.62		0.00	-	-	-	0.00			-	-	0.00
European Union	24,421,677.23	24,421,677.23	24,418,956.80		2,720.43	-	-	-	2,720.43			-	-	2,720.43
Italy	4,685,916.03	3,087,566.82	3,388,724.43	1,614,987.08	1,313,829.47	-	-	1,194,666.84	119,162.63			-	-	119,162.63
Japan CRD/Japan 2013/	24,361,132.95	32,439,851.26	27,550,939.04		4,888,912.22	-	-	3,957,865.41	931,046.81	291.11		-	-	930,755.70
JICA - LITACA Afghanist	3,153,042.01	3,153,042.01	-		3,153,042.01	-	-	1,567,280.29	1,585,761.72			-	-	1,585,761.72
Netherlands	27,884,763.50	27,884,744.16	27,730,554.57		154,189.59	-	-	(501.62)	154,691.21			-	-	154,691.21
Norway	19,258,414.00	18,719,199.12	19,249,527.26	530,328.14	0.00	-	-	-	0.00			-	-	0.00
Spain/AECI	53,822,680.50	53,822,680.41	40,591,968.90	237,916.48	13,468,627.99	-	-	9,168,038.27	4,300,589.72	876.82	198,117.03	-	-	4,101,595.87
UNDP CCF	14,025,430.15	14,025,430.15	14,025,430.15		-	-	-	-	-			-	-	-
UNDP Core Fund	20,558,985.22	18,858,985.22	18,858,985.22		-	1,700,000.00	-	1,304,624.30	395,375.70	7.79		-	-	395,367.91
UNHCR		128,392.37	91,374.39		37,017.98	-	-	20,295.76	16,722.22			-	-	16,722.22
Grand Total	229,299,920.67	249,763,123.32	227,659,535.08	6,289,731.70	28,393,319.94	1,700,000.00	-	20,527,956.01	9,565,363.93	1,175.72	198,117.03	-	-	9,366,071.18

Note:

- i) Data contained in this report is an extract of UNDP financial records. The accounting period for the report is an open period and data from some accounting processes may not have been processed. Financial data provided above may not be complete, and it is provisional / GMS calculated manually;

Annex 2: Expenses by output

Project Output ID and Description	2015 Budget (AWP)	Cumulative Expenses (Jan-Dec 2015)	Delivery Rate
Output 1 (00081443): District level institutions are better able to lead local development at the sub national level	950,826.21	811,104.39	85%
Sub-total Output 1	950,826.21	811,104.39	85%
Output 2 (00081444): Rural people have improved access to key services	19,740,475.69	13,430,152.28	68%
Sub-total Output 2	19,740,475.69	13,430,152.28	68%
Output 3 (00081449): The population living in insecure areas have increased livelihood opportunities	2,787,130.24	2,231,143.32	80%
Sub-total Output 3	2,787,130.24	2,231,143.32	80%
Output 5 (00081452): Robust Monitoring & Evaluation system in place	360,406.66	323,674.30	90%
Sub-total Output 5	360,406.66	323,674.30	90%
Output 6 (00070832): Programme Management	2,701,989.83	2,164,601.43	80%
Sub-total Output 6	2,701,989.83	2,164,601.43	80%
Output 7 (00089982): LITACA Afghanistan	1,963,861.74	1,567,280.29	80%
Sub-total Output 7	1,963,861.74	1,567,280.29	80%
Grand Total	28,504,690.37	20,527,956.01	72%

Note:

i) JICA donor (Output#00089982 - LITACA Afghanistan) is under the Business unit TJK10;

Annex 3: Expenses by donor

The Interim Donor Report for the period January - December 2015 for NABDP (National Area Based Development Programme)

Annex 3. Expenses by Donor

Donor Name	Project Output ID and Description	2015 Budget (AWP)	Cumulative Expenses (Jan-Dec 2015)	Delivery Rates
Afghanistan	Output 3 (00081449): The population living in insecure areas have increased livelihood opportunities	1,148,856.45	1,089,654.48	95%
	Sub-Total	1,148,856.45	1,089,654.48	95%
AusAID	Output 2 (00081444): Rural people have improved access to key services	2,320,254.34	1,455,987.52	63%
	Sub-Total	2,320,254.34	1,455,987.52	63%
Australia	Output 3 (00081449): The population living in insecure areas have increased livelihood opportunities	137,334.50	137,274.58	100%
	Sub-Total	137,334.50	137,274.58	100%
Australian DIMA	Output 3 (00081449): The population living in insecure areas have increased livelihood opportunities	437,667.45	437,619.30	100%
	Sub-Total	437,667.45	437,619.30	100%
CIDA	Output 2 (00081444): Rural people have improved access to key services	1,157,578.71	126,007.48	11%
	Output 3 (00081449): The population living in insecure areas have increased livelihood opportunities	169,654.92	69,143.40	41%
	Sub-Total	1,327,233.63	195,150.88	15%
Italy	Output 1 (00081443): District level institutions are better able to lead local development at the sub national level	7,802.46	2,829.60	36%
	Output 2 (00081444): Rural people have improved access to key services	1,286,855.37	1,173,579.84	91%
	Output 5 (00081452): Robust Monitoring & Evaluation system in place	19,171.89	18,257.40	95%
	Sub-Total	1,313,829.72	1,194,666.84	91%
Japan CRD	Output 2 (00081444): Rural people have improved access to key services	235,450.95	235,048.79	100%
	Output 5 (00081452): Robust Monitoring & Evaluation system in place	-	2,013.74	0%
	Output 6 (00070832): Programme Management	339,565.80	345,608.34	102%
	Sub-Total	575,016.75	582,670.87	101%
Japan 2013	Output 1 (00081443): District level institutions are better able to lead local development at the sub national level	305,636.94	286,840.25	94%
	Output 2 (00081444): Rural people have improved access to key services	2,635,351.15	2,281,618.05	87%
	Output 5 (00081452): Robust Monitoring & Evaluation system in place	18,850.19	18,017.73	96%
	Output 6 (00070832): Programme Management	199,557.14	116,640.06	58%
	Sub-Total	3,159,395.42	2,703,116.09	86%
Japan Suppl	Output 2 (00081444): Rural people have improved access to key services	169,556.48	130,282.31	77%
	Output 3 (00081449): The population living in insecure areas have increased livelihood opportunities	723,924.55	344,969.07	48%
	Output 6 (00070832): Programme Management	261,017.94	196,827.07	75%
	Sub-Total	1,154,498.97	672,078.45	58%
JICA - LITACA Afghanistan	Output 7 (00089982): LITACA Afghanistan	1,963,861.74	1,567,280.29	80%
	Sub-Total	1,963,861.74	1,567,280.29	80%
Netherlands	Output 6 (00070832): Programme Management	-	(501.62)	0%
	Sub-Total	-	(501.62)	0%
Spain/AECI	Output 1 (00081443): District level institutions are better able to lead local development at the sub national level	637,386.81	521,434.54	82%
	Output 2 (00081444): Rural people have improved access to key services	11,545,690.70	7,638,303.29	66%
	Output 3 (00081449): The population living in insecure areas have increased livelihood opportunities	132,675.72	132,186.73	100%
	Output 5 (00081452): Robust Monitoring & Evaluation system in place	322,384.58	285,385.43	89%
	Output 6 (00070832): Programme Management	591,586.95	590,728.28	100%
	Sub-Total	13,229,724.76	9,168,038.27	69%
UNDP - Core Fund	Output 2 (00081444): Rural people have improved access to key services	389,738.00	389,325.00	100%
	Output 6 (00070832): Programme Management	1,310,262.00	915,299.30	70%
	Sub-Total	1,700,000.00	1,304,624.30	77%
UNHCR	Output 3 (00081449): The population living in insecure areas have increased livelihood opportunities	37,016.65	20,295.76	55%
	Sub-Total	37,016.65	20,295.76	55%
	Grand Total	28,504,690.37	20,527,956.01	72%

Note:

- i) JICA donor (Output#00089982 - LITACA Afghanistan) is under the Business unit TJK10;
- ii) The unbudgeted expense and overspent under Japan CRD are due to the GMS rate applied 7% instead of 5%, it will be adjusted in FY 2016.

Annex 4: Completed projects in 2015

Output 1

Newly established and re-elected DDAs

Province	District	DDA type	Male	Female	Total	Women's participation
Badghis	Qala-e now	Mixed	20	10	30	33%
	Abkamari	Mixed	20	10	30	33%
	Qadis	Mixed	24	12	36	33%
Laghman	Badpakh	All Male	20	0	20	0
Total			84	32	116	25%

Renewed interim DDAs

Province	District	Male	Female
Hirat	Farsi	20	0
	Gulran	21	0
Zabul	Di chopan	20	0
	Mizana	22	0
Khost	Yaqubi	20	0
Total		103	0

Capacity building trainings

Province	District	Status	Male	Female	MRRD staff	DDA Women Participation
Laghman	Qarghaye	2ed re-election	21	10	1	32%
	Alingar	2ed re-election	18	10	2	35%
	Alishing	2ed re-election	22	7	2	24%
	Dawlat Shah	2ed re-election	22	11	1	33%
	Badpakh	newly established	20	0	1	0%
Ningarhar	Shinwar	1st re-election	19	9	1	32%
	Behsood	2ed re-election	19	9	2	32%
Wardak	Maidan Shahr	2ed re-election	18	8	2	30%
Kapisa	Mahmood Raqi	2ed re-election	18	8	2	30%
Badghis	Qalai Naw	2ed re-election	19	10	2	34%
	Ab Kamari	2ed re-election	20	10	2	33%
	Jawand	2ed re-election	20	0	2	0%
	Murghab	1st re-election	18	0	2	0%
	Qadis	2ed re-election	20	10	2	33%
Total			274	102	24	37%

Public hearing

Province	District	Male	Female	Women participation
Laghman	Qarghayee	94	11	10%
Kabul	Bagrami	89	25	22%
Panjsher	Unaba	80	13	14%
Bamyan	Panjab	36	13	27%
Ningarhar	Shinwar	65	8	12%
	Surkhroad	73	18	24%
Badghis	Jawand	46	15	32%
	Qalae Naw	38	10	10%
	Ab Kamari	32	10	22%
Total	9	553	123	18%

Disaster management training

Province	District	Male	Female	MRRD staff	Government official	DDA Women Participation
Takhar	Warsej	20	14	1	6	41%
	Taloqan	23	11	2	11	32%
Laghman	Mehtarlam	14	6	2	3	30%
Badghis	Abkamari	21	10	2	3	31%
	Qadis	24	10	2	2	29%
	Muqur	20	0	2	2	0%
Total		122	51	11	27	29%

Exposure visit across different provinces

Visited by		Number of Participants		Hosted by		Women's Participation
Province	District	Male	Female	Province	District	%
Laghman	Alishing	2	0	Nangarhar	Surkhrod	0%
	Dawla-tabad	2	0			0%
Parwan	Charikar	7	2	Kapisa	Mahmood Raqi	22%
Total		11	2			15%

Exposure visit in the same provinces

Province	District	Role	Male	Female	Women participation(%)
Kapisa	Nijrab	visitor	6	3	50%
	Hisa Dowom	visitor	6	4	66%
	Mahmood Raqi	Host	7	4	57%
Wardak	Chak	visitor	6	3	50%
	Nirkh	visitor	6	2	33%
	Maidan Shahr	Host	8	4	50%
Ningarhar	Shinwar	visitor	6	3	50%
	Surkh Road	visitor	6	3	50%
	Behsood	Host	4	3	75%
		Total	55	29	52%

WEEP projects completed in 2015 under output 1

Province	District	Village	Output	Quantity	Unit	Beneficiaries
BADGHIS	QALA-I-NOW-Center	District Center	HandiCraft	50	Person	350
BADGHIS	MUQUR	Zat Nasir	Carpet	30	Person	210
BADGHIS	QADIS	Sultan Ha	Carpet	30	Person	210
BADGHIS	QADIS	Zad Salleh	Carpet	30	Person	210
BADGHIS	QALA-I-NOW-Center	Qala-e-Now	Vocational Training	10	Person	70
BADGHIS	QALA-I-NOW-Center	District Center	Vocational Training	30	Person	210
BADGHIS	QALA-I-NOW-Center	Bala Shahr	Carpet	30	Person	210
BADGHIS	QADIS	Khalifa AyazD	Tailoring	30	Person	210
BADGHIS	AB KAMARI	Khanha	Carpet	30	Person	210
GHAZNI	JAGHURI	Sang Mashah	Tailoring	40	Person	280
KABUL	KABUL-Center	Darulaman-MRRD	Vocational Training	45	Person	315
PANJSHER	BAZARAK-Center	Mala	Tailoring	30	Person	210

WEEP projects completed in 2015 in AliceGhan

Province	District	Village	Output	Quantity	Unit	Beneficiaries
KABUL	QARA BAGH	Aliceghan	Literacy Course	34	Person	238
KABUL	QARA BAGH	Aliceghan	Literacy Course	33	Person	231
KABUL	QARA BAGH	Aliceghan	Literacy Course	33	Person	231

Note: the unit used for the number of beneficiaries is "person". It applies to all tables in Annex 4.

Output 2

Energy projects completed in 2015

Province	District	Village	Output	Quantity	Unit	Labor days	Beneficiaries
BAGHLAN	PUL-I-HISAR	Now bahar	MHP	18	Kilowatt	1,860	1,540
BALKH	SHOLGARA	Haji Khail	MHP	19	Kilowatt	2,095	1,400
BAMYAN	YAKAWLANG	Dar Ali	MHP	4	Kilowatt	2,416	455
DAYKUNDI	NILI-Center	Pitab Sari Nili	MHP	25	Kilowatt	350	2,450
GHOR	LAL WA SARJANGAL	Shakhnaw	MHP	6	Kilowatt	1,812	420
KABUL	QARA BAGH	Shahrak Alizghan	Solar Panel	328	Number	2,296	328
PAKTYA	LAJA AHMAD KHEL	Showat	MHP	25	Kilowatt	191	1,337
WARDAK	MARKAZ-I-BEHSUD	Qala Nazar	MHP	17.7	Kilowatt	3,565	1,750.00
PANJSHER	RUKHA	Chemal warda	MHP	15	Kilowatt	97	700
PANJSHER	BAZARAK-Center	Bad Qoul	MHP	20	Kilowatt	250	1,750
PANJSHER	HISSA-I-AWAL (KHINJ)	Deh Omarz	MHP	16	Kilowatt	2,746	2,450
TAKHAR	CHAL	Noor Abad	MHP	23.5	Kilowatt	2,510	2,800
DAYKUNDI	NILI-Center	Sang Mum	MHP	12	Kilowatt	2,084	420
DAYKUNDI	NILI-Center	Dah Payan	MHP	17.5	Kilowatt	2,474	980
DAYKUNDI	NILI-Center	Hamwari mazar	MHP	11	Kilowatt	135	945
KABUL	QARA BAGH	Alasghan	MHP distribution line	7,000.00	Meter	2,100.00	7,700.00

Transport projects completed in 2015

Province	District	Village	Output	Quantity	Unit	Labor days	Beneficiaries	# Vilg-concted
BADAKH-SHAN	RAGHISTAN	Goor Dar	Bridge	40.	Meter	5,426	4,900	32
BADGHIS	AB KAMARI	Zaymat	Bridge	85.2	Meter	16,162	1,500	0
BADGHIS	QADIS	Haji Abdullah	Bridge	80	Meter	14,514	21,700	119
FARAH	ANAR DARA	Masjid Qazi	Tertiary Road	7	Km	90	5,000	21
GHOR	LAL WA SARJANGAL	Qala Ghulamak	Bridge	17	Meter	270	400	2
KABUL	FARZA	Chinar	Asphalt Road	3.28	Km	9,662	17500	7
Samangan	DARA-I-SOOF-I-BALA	Khowal Chaharmaghz	Bridge	21	Meter	2,861	1200	4
KAPISA	HISSA-I-AWAL KO-HISTAN	Kashaba	Culvert	1.00	Number	939.00	3,500.00	2
PANJSHER	RUKHA	Peyawasht	Tertiary Road	0.45	Km	1,554	3,500	1
DAYKUNDI	MIRAMOR	Jawz	Bridge	12	Meter	2,534	140,000	17
KABUL	PAGHMAN	Faqir Abad	Road Works	270.25	Meter	2,226	140	0
KABUL	PAGHMAN	Qala-e-Kashif	Concrete Road	330	Meter	180	3,500	3
KABUL	PAGHMAN	Qala e Babo	Road Works	2.10	Km	3,290	1,470	0
KABUL	ESTALEF	Istalif center	Asphalt Road	10.35	Km	59,301	222,379	31
KABUL	PAGHMAN	Pajak	Bridge	20.	Meter	600	3,600	2
UROZGAN	KHAS UROZGAN	Qadam Shaly	Bridge	26.1	Meter	3,650	20,800	8

Public building projects completed in 2015

Province	District	Village	Output	Labor days	Beneficiaries	#-Students
BAGHLAN	KHINJAN	Bajga	School Building	6,076	22,786	600
GHAZNI	MALISTAN	Qachnaghto	School Building	9,368	4,200	600
GHOR	PASABAND	Safid Buz	School Building	4,210	15,789	0
KABUL	KABUL-Center	Darulaman-MRRD	Guard Room	2,383	5,600	0
LAGHMAN	ALINGAR	Kandah	Library	3,964	6,000	0
NANGARHAR	DEH BALA	Kharkani	Community Center	9,433	10,500	0
PAKTIKA	SHARAN-Center	Center	Community Center	400	500	0
PARWAN	SALANG	Doshakh Haft Tanor	Shelter (House Building)	22,611	84,791	0
PARWAN	CHARIKAR-Center	Center PRRD	RRD Office	6,210.00	1,000.00	0

Disaster mitigation projects completed in 2015

Province	District	Village	Output	Quantity	Unit	Labor days	Beneficiaries	Jrb-Lnd-Pretd
BADAKH-SHAN	KISHM	GANDOM QUL	Protection Wall	462	Meter	7,000	7,000	n/a
BADGHIS	MUQUR	Markaz e Sang e Aatash	Protection Wall	400	Meter	220	1,540	200
BADGHIS	QALA-I-NOW-Center	Sar Cheshma kondalan	Protection Wall	420	Meter	280	1,960	210
BADGHIS	QADIS	Haji Abdullah	Protection Wall	587	Meter	65,000	11,242	293
HERAT	KUSHK-I- KUHNA	Shloji Arbab Amir Mohamd	Protection Wall	35	Meter	3,577	2,660	18
HERAT	ENJIL	Deh Sheikh	Protection Wall	237	Meter	3,250	2,660	119
HERAT	KARRUKH	Majghandak	Protection Wall	500	Meter	4,235	1,064	250
HERAT	ENJIL	Maldan	Protection Wall	150	Meter	3,964	4,480	75
HERAT	ADRASKAN	Nahr Khanjak	Protection Wall	245	Meter	2,231	2,800	123
HERAT	GHORYAN	Asta Nan	Protection Wall	750	Meter	500	600	376
KAPISA	MAHMOOD RAQI-Center	Sherak Perak	Protection Wall	454	Meter	3,977	400	225
SAMANGAN	DARA-I-SOOF-I-BALA	Payin Tangi Shikha	Protection Wall	250	Meter	951	3,564	125
WARDAK	HISSA-I-AWAL BEHSUD	Qol Nawkar	Gabion Wall	1	Meter	145	543	1
ZABUL	QALAT-Center	Nawai kelai	Protection Wall	132	Meter	1,050	2,143	250
KABUL	PAGHMAN	Arghandi	Protection Wall	325	Meter	2,027	7,600	163
UROZGAN	GIZAB	Kandugak Abdul Rahman	Protection Wall	940	Meter	15,019	56,323	470
UROZGAN	GIZAB	Kandugak Abdul Ghafar	Protection Wall	600	Meter	7,252	27,193	300
UROZGAN	GIZAB	Kandugak Yaseen	Protection Wall	600	Meter	13,936	200	300
UROZGAN	GIZAB	Kandugak Rahmatullah	Protection Wall	900	Meter	8,317	31,188	450
UROZGAN	GIZAB	Kandugak Mohammad Aslam	Protection Wall	1,060	Meter	10,914	40,929	530

Irrigation projects completed in 2015

Province	District	Village	Output	Quantity	Unit	Labor days	Beneficiaries	Jrb-Lnd-Irigted
BADGHIS	QADIS	Aabpooda Nawabad Haji Maqsood	Karez	600	Meter	1,750	3,364	156
BADGHIS	MUQUR	Hechka	Water Reservoir	1	Number	5,215	250	115
BADGHIS	BALA MURGHAB	Joikar	Canal	42.8	Meter	90	250	9
BADGHIS	JAWAND	Takht Zard	Water Reservoir	1	Number	567	2,125	27
BADGHIS	QALA-I-NOW-Center	Baghlar Dahan Tagab	Gabion Wall	500	Meter	12,982	500	n/a
BAGHLAN	PUL-I-HISAR	Ahangaran	Canal	135	Meter	229	450	15
FARAH	LASH-I- JUWAYN	Kair Abad	Canal	9.4	Meter	60	800	25
HERAT	ENJIL	Jalwardi	Canal	460	Meter	9,951	316	27
HERAT	ADRASKAN	Sang Siah Sha Abad	Karez	900	Meter	1,285	2,450	49
NANGARHAR	BATI KOT	Haibat khail	Gabion Wall	234	Meter	100	1,050	n/a
DAYKUNDI	GETI	Sarteghan	Intake	65	Meter	3,219	3,500	n/a
KABUL	PAGHMAN	Qala-e-Sarwar	Water Reservoir	1	Number	700	2,030	n/a
KABUL	QARA BAGH	Alasghan	Supper Passage	38	Meter	90	1,100	n/a

Water supply projects completed in 2015

Province	District	Village	Output	Quantity	Unit	Budget(\$)	Labor days	Beneficiaries
BADGHIS	QALA-I-NOW-Center	Khawaja Tawkal	Water Reservoir	1	Number	71,918.00	180.00	1,260.00
BADGHIS	AB KAMARI	Moshwani Rangin	Water Reservoir	1	Number	150,472.00	300.00	2,660.00
BADGHIS	AB KAMARI	Sher Now Mo-barak Shah	Water Reservoir	1	Number	153,994.00	300.00	2,450.00
BADGHIS	QALA-I-NOW-Center	Najak Sang Ab band	Water Reservoir	1	Number	78,722.00	100.00	1,211.00
BADGHIS	QALA-I-NOW-Center	Najak Sar hadi	Water Reservoir	1	Number	94,467.00	300.00	2,520.00
KABUL	QARA BAGH	Shahrak Alizghan	Deep Well	2	Well	69,919.00	2,080.00	7,800.00
KABUL	QARA BAGH	Alasghan	Water Supply Network	1	Network	125,909.91	824.00	7,700.00
NANGARHAR	HESARAK	Abzangayee	Pipe scheme	11,808	Meter	259,642.00	2,379.00	2,800.00
NOORISTAN	WAYGAL	Kandrok	Pipe scheme	3,871	Meter	83,514.00	360.00	400.00

Output 3

Reintegration projects completed in 2015

Province	District	Village	Output	Quantity	Unit	Labor days	Beneficiaries	#-Vilg- Concted	#-Students
BADAKHSHAN	ESHKASHIM	District Center	Community Center	1	Number	4,493	15,443	0	0
BADGHIS	JAWAND	District-Center	School Building	1	Building	9,335	35,008	0	600
BALKH	CHAR BOLAK	Ahmad Abad	Bridge	13.1	Kilometer	10,562	39,608	39	0
BAMYAN	PANJAB	Khurdak takhta	Bridge	11	Meter	2,017	1,960	18	0
FARYAB	QAISAR	Khuja hai borghan	Bridge	21	Meter	4,293	35,280	9	0
NOORISTAN	NOOR GRAM	Klu Tan	Clinic Building	1	Building	8,424	31,590	0	0
SAMANGAN	HAZRAT-I-SULTAN	Center	Veterinary Clinic	1	Number	4,184	15,689	0	0
SAMANGAN	DARA-I-SOOF-I-BALA	Hasani	MHP	60	Kilowatt	4,476	3,857	0	0
SAR-I-PUL	BALKHAB	Balkhab-Center	School Building	1	Building	7,192	26,972	0	600
TAKHAR	KHWAJA BA-HAWUDDIN	Center	School Building	1	Building	7,048	26,430	0	600
TAKHAR	CHAL	Multiple Village	Community Center	1	Number	5,188	19,453	0	0
TAKHAR	FARKHAR	Markaz	MHP	400	Kilowatt	28,960	4,900	0	0
TAKHAR	FARKHAR	Multiple	MHP	400	Kilowatt	47,182	4,900	0	0
TAKHAR	KHWAJA GHAR	Multiple Village	Deep Well	4	Well	38	36,314	0	0
ZABUL	MIZAN	Markazi Waluswali	School Building	1	Building	7,672	3,500	0	800
BADAKHSHAN	ZEBAK	Zar khan	School Building	1	Building	9,421	35,329	0	600
BADAKHSHAN	KUFAB	District Center	Clinic Building	1	Building	4,530	12,600	0	0

Output 7: LITACA

Livelihood Improvement in Tajik – Afghan Cross Border Areas (LITACA) is a new UNDP initiative set up in 2014 and funded by the Government of Japan. It aims to promote stability in Tajikistan and Afghanistan. This will be achieved through improving local governance, infrastructure and providing livelihood opportunities.

Building on the experience and insights gained through NABDP, LITACA has become a stand-alone programme in 2016. It has been estimated that more than 152,976 people will directly benefit from LITACA. Here is a brief summary of LITACA's progress in 2015:

Sector	NO	Province	District	Village	Output	Quantity	Unit	Labour days	Beneficiaries	m2 Land Protected	m2 Land Irrigated	# Villages Connected	Status
Irrigation	1	Kunduz	Hazrati Imam Sahib	Arbab kol	Canal	9300	Meter	4560	21000	0	50000	0	Completed
	2	Takhar	Dashti Qala	Alti khwaja	Protection Wall	140	Meter	6000	7000	140000	0	0	Completed
Disaster mitigation	1	Takhar	Yangi Qala	Khawaja Hafez	Gabion Wall	250	Meter	6000	17500	250000	0	0	Completed
	2	Takhar	Yangi Qala	Mula Bik mohammad	Protection Wall	320	Meter	7680	6020	320000	0	0	Completed
	3	Takhar	Dashti Qala	HAJI SULTAN	Protection Wall	145	Meter	42000	43400	0	0	0	Completed
	4	Takhar	Yangi Qala	Jelga center	Protection Wall	200	Meter	2532	5250	200000	0	0	Completed
Rural Energy	1	Takhar	Yangi Qala	Safi jalga	MHP	16	Kilowatt	4010	1540	0	0	0	Completed
	2	Takhar	Yangi Qala	Bai Awa Gharbi	MHP	10	Kilowatt	2008	1505	0	0	0	Completed
Transport	1	Kunduz	Hazrati Imam Sahib	Said Ahmad Shah	Culvert	7	Number	1148	595	0	0	2	Completed
	2	Kunduz	Hazrati Imam Sahib	Qanjogh Arabya	Tertiary Road	1.5	Kilometer	200	2100	0	0	5	Completed
	3	Kunduz	Hazrati Imam Sahib	Naw Abad	Culvert	7	Number	994	2499	0	0	2	Completed
	4	Kunduz	Hazrati Imam Sahib	Qataghan Qarasi Afghanistan	Tertiary Road	3.9	Kilometer	700	3850	0	0	11	Completed
	5	Kunduz	Hazrati Imam Sahib	Majari Larkh-wabi	Tertiary Road	4.4	Kilometer	1500	2450	0	0	13	Completed

Sector	NO	Province	District	Village	Output	Quantity	Unit	Labour days	Beneficiaries	m2 Land Protected	m2 Land Irrigated	# Villages Connected	Status
	6	Takhar	Yangi Qala	Keldish	Bridge	28.8	Meter	1000	1200	0	0	2	Ongoing
	7	Takhar	Dashti Qala	Arbab Ali Khan	Tertiary Road	0.8	Kilometer	706	4200	0	0	3	Completed
	8	Takhar	Dashti Qala	Guzar qesh-laq	Tertiary Road	1	Kilometer	666	25200	0	0	3	Completed
	9	Takhar	Dashti Qala	Arbab Abdul Rahman	Tertiary Road	0.8	Kilometer	706	4200	0	0	3	Completed
WEEP	1	Kunduz	Hazrati Imam Sahib	Majari Larkhwabi	Aviculture	34	Person	1500	2450	0	0	0	Completed
	2	Kunduz	Hazrati Imam Sahib	Naw Abad	Literacy Course	33	Person	1030	245	0	0	0	Completed
	3	Takhar	Dashti Qala	Guzar qesh-laq	Aviculture	34	Person	130	238	0	0	0	Completed
	4	Takhar	Yangi Qala	Jelga center	Beekeeping	30	Person	1030	245	0	0	0	Completed
	5	Takhar	Dashti Qala	Arab Kakul	Aviculture	35	Person	35	245	0	0	0	Completed
	6	Takhar	Yangi Qala	Makhmal Guzar	Tailoring	34	Person	130	245	0	0	0	Completed
Total									153,177				

Moreover, LITACA has provided trainings to 24 district authorities and DDA members on planning, resources mobilization and implementation:

Dasht-e-Qala district, Takhar province: LITACA conducted a four-day training to ten people from district authorities and four DDA members.

The participants reviewed the DDP of Dasht-e-Qala district and discussed ways to mobilize resources for projects in the DDP. They also discussed the challenges with service delivery to local communities and conducted a brainstorming session on how to minimize the service delivery gaps between communities and the District Governor's office.

Yang-e-Qala district in Takhar province: LITACA conducted a four-day training to a total of 10 district authorities and DDA members.

Participants reviewed their DDP, and conducted a brainstorming session on ways to address challenges with resource mobilization and implementation. The participants also discussed the lack of linkage between the DDP and national level development plans.