

Click here  
to view  
calendar  
flap



# THE 2018 ONE BOOK



JAMES MADISON UNIVERSITY®



Click here  
to view  
credits  
flap



# Congratulations!

W

e are honored that you have decided to become a member of the James Madison University community! We know it must have been a big decision for you and your family. We hope you're ready for all that we have in store for you because the university is excited about you, as the newest member of JMU!

It all begins with *The One Book*! Our goal is to ensure you have the necessary tools and information to successfully begin your transition. We hope this book will help you navigate your journey.

It might seem like a lot to handle at once. What should you know about life here? What do you have to do before you show up for classes in August? Inside you'll find lots of helpful information and important deadlines. Having a plan and staying organized is the best way to do well at JMU. This book is designed to show you step-by-step what you need to know and do. You are expected to complete each step to ensure a great start at Madison.



# Welcome Dukes!

## CONTENTS

●	Getting Started.....	2
●	Learning at JMU.....	10
●	Preparing for Springboard .....	22
●	Living at JMU.....	31



# Getting Started

***The One Book* and the companion website will guide you through several steps you need to complete to prepare for Summer Springboard and the transition to campus in August, starting now!**


By following along, you'll be on the right path to success at JMU. It is important that you – not your family members – complete all steps by the stated deadlines. We've provided deadlines for you to stay on track, but feel free to start now to finish the steps prior to the deadline.

To begin your *One Book* steps, you will need to use your JMU e-ID and password to access the website. Your e-ID is your electronic identification used to access MyMadison, Canvas and other services. It is usually the first six characters of your last name, followed by your first and middle initials. For instance, Dolley Payne Madison would be madisodp.

If you have browser or computing questions, check *The One Book* help site at [www.jmu.edu/onebook/help.shtml](http://www.jmu.edu/onebook/help.shtml), the Student Quick Start site at [www.jmu.edu/computing/quick/student.shtml](http://www.jmu.edu/computing/quick/student.shtml) or contact the Information Technology Help Desk at (540) 568-3555 or [helpdesk@jmu.edu](mailto:helpdesk@jmu.edu).

If Internet access is not readily available to you, contact your local public library or area college/university. Such facilities may have computers available for the community.

**Don't forget to change your e-ID password after paying your deposit!**



**need *One Book* help?**

[www.jmu.edu/onebook/help.shtml](http://www.jmu.edu/onebook/help.shtml)

**or student quick start help**

[www.jmu.edu/computing/quick/student.shtml](http://www.jmu.edu/computing/quick/student.shtml)

## In this section

- **JMU Email Account**, May 9
- **JMU jargon**
- **First Year Student Survey**, May 9
- **Campus Emergency Notification**, May 10
- **Personal Emergency Contact**, May 10
- **First Year Housing Contract & Roommate Matching**, May 18
  - Residential Learning Communities
  - A variety of choices
  - Residential housing
  - Upperclass housing for 2019-2020

COMPLETE BY



Throughout *The One Book* you will see this calendar date icon indicating an important deadline to complete.





## JMU JARGON

**Chips** is a full-service convenience store located near the JMU Bookstore.

**Convo** is the Convocation Center, where basketball games, concerts and other events are held.

**CSL** is Community Service-Learning, an office connecting you to serve locally and abroad.

**Dukes**, that's us! Our mascot, Duke Dog, honors former JMU President Samuel Page Duke.

**E-Hall** is the all-you-care-to-eat dining facility on the east side of campus.

**FLEX** is a declining-balance account that you or your family can add money to.

**FROGs** are First year Orientation Guides who will guide you during 1787 August Orientation.

**FYI**, First Year Involvement, is located in Huffman Hall. It's a place where you can have fun and get assistance with writing projects and academic support.

**GenEd** is the General Education Program, see Pages 12-13.

**HD** is your hall director who manages your residence hall.

**JACard** is your JMU Access Card.

**MOAT** stands for Madison Orientation Adventure Trips. See Page 30 to learn more and register for a trip.

**OPAs**, Orientation Peer Advisers, will guide you through Summer Springboard and help run 1787 August Orientation.

**ORL** is the Office of Residence Life, located in Huffman Hall, and is in charge of all on-campus housing.

**RA** is your guide to on-campus living. The resident advisers live in your building and are able to assist you.

**Residence hall** is a living and learning space for you to reside, grow and develop academically and personally, not to be confused with a dorm.

**SSC** is the Student Success Center. There's a hub of programs and services to help you become more efficient, effective and engaged learners with space to study, collaborate and learn.

**TDU** is Taylor Down Under, a great place to hang out, play a board game with friends or study.

**UREC** is the University Recreation Center, a facility designed to meet all of your fitness and adventure needs.

## JMU Email Account

COMPLETE BY



**Your first step** is to set up your JMU Dukes email account so you can receive important university information at your new email address (e-ID@dukes.jmu.edu). Your JMU email serves as JMU's official form of communication. Check your JMU email regularly because your academic advisor, faculty, departments and other students will be contacting you throughout the summer. Share your email address with family and friends.

### The Computing Quick Start website

To get answers to all your computing and telecommunication questions visit [www.jmu.edu/computing/quick/student.shtml](http://www.jmu.edu/computing/quick/student.shtml).

### Computer security

A properly functioning computer will be important in your day-to-day life. It is very important that your computer is set up before bringing it to JMU and that it be regularly maintained thereafter. If your computer is not cared for, it is almost certain that it will soon malfunction and/or be victimized by computer criminals. Computer malware can allow criminals to steal your identity, share your email with the world and use your computer to perform many types of computer crimes. Follow the StartSafe instructions on [www.jmu.edu/computing/quick/student.shtml](http://www.jmu.edu/computing/quick/student.shtml) to ensure that none of this happens to you.





## First Year Student Survey

COMPLETE BY



**The First Year Student Survey** seeks responses to questions about your high school experiences, personal beliefs and your decision to attend JMU. Your responses will be compiled with the responses of the rest of your class. The data is used to help JMU faculty, staff and administrators understand your experiences, what you expect of college and how we can best serve you. Think about it this way: it's your opportunity to tell us your story and what you need as a college student. How cool is that?

This isn't a test, so there are no right or wrong answers!



COMPLETE BY



## Campus Emergency Notification

**JMU uses** multiple methods of communication to inform the campus community in the event of an emergency or when the university is affected by inclement weather. One method to receive emergency notifications is via cell phone. Follow the step on *The One Book* website to access MyMadison, then select the Student tab to choose your emergency notification method.

The LiveSafe app makes it easy to share information with campus police about potential crimes and unsafe situations. From your phone, you are able to report GPS-tagged information with added picture, video and audio clips. It also allows law enforcement to push information out to users to supplement the Madison Alert system already in place on campus. LiveSafe is available as a free download in both the Google Play and iTunes stores.



COMPLETE BY



## Personal Emergency Contact

**In the event** of a personal emergency or crisis in which you are involved, the university may need to contact your family. It is very important that we have accurate emergency contact information for you. Sit down with your family to determine who should be listed as your emergency contact(s).

It is also important to keep this emergency contact information updated. If any of your emergency contacts have changes to their information, remember to log into MyMadison and make those updates.







## First Year Housing Contract & Roommate Matching

**A place to call your own.** Has a nice ring to it, right? You'll be living with new and exciting people, but you'll also learn how to carve out a personal space that is all yours. It's part of the learning process. Living on campus is an adventure like no other!

### Room assignments

Room assignments are not made based on your major. If you are interested in living with people who have similar academic interests, one of our Residential Learning Communities could be right for you! Learn more about these communities on Page 6.

After all students have completed their housing contracts, the Housing Office is able to make room assignments. The housing system assigns each student a random number and then assigns students based on available spaces within our first-year residence halls. If you and a friend have mutually requested each other in the Online Housing System by May 18, the housing system will assign you together.

If you haven't requested a roommate, don't worry! The Housing Office will select roommates based on the responses given on your lifestyle portion of the First Year Housing Contract. Smoking is not permitted in any residence hall. However, for roommate compatibility, smoking preferences will be considered when making room assignments.

### Temporary triples

Each year, a number of temporary assignments are made by assigning three students to double-occupancy rooms. Whenever possible, these assignments are made based on the contract signed date. Top priority for reassignment is given to students in temporary spaces. Mutual roommates may be placed in temporary triples.

### Housing accommodations

If you have a medical need or disability, we can accommodate you. It is important that the Office of Residence Life knows as early as possible about any particular concerns that need to be addressed with your assignment. ORL does not have access to the information you share with the University Health Center. Therefore, if you need an accommodation like air-conditioning or a suite-style bathroom, you will need to complete a Housing Accommodation Request Form. This form is designed to provide ORL and the Office of Disability Services with specific medical information from you and your healthcare provider. ODS coordinates the housing accommodation process. Find the form at [www.jmu.edu/orl/housing/requests.shtml](http://www.jmu.edu/orl/housing/requests.shtml). It must be submitted by May 18.

In an effort to support all of our new Dukes, we encourage you to contact the Associate Director of Housing to ask any questions about housing accommodations based on gender identity. Each request will be addressed with a commitment to providing a housing opportunity that best meets the needs of the student.



Visit [www.jmu.edu/orl/housing/first-year.shtml](http://www.jmu.edu/orl/housing/first-year.shtml) for more information about living on campus as a new Duke!



**The on-campus housing** possibilities are amazing. One unique option is participating in a RLC. Your connections to JMU's intellectual and social life will be enhanced through living and learning with students who share similar interests. Closer interactions with devoted faculty members, the formation of informal study groups and other experiences will ease your transition to college. You and a small group of first-year students will be in the same section of one or more classes related to the academic focus of your learning community. You can live with the roommate of your choice in one of our RLCs. All roommate pairs must be mutually confirmed in the Online Housing System by May 18 to guarantee a match.

## Application process

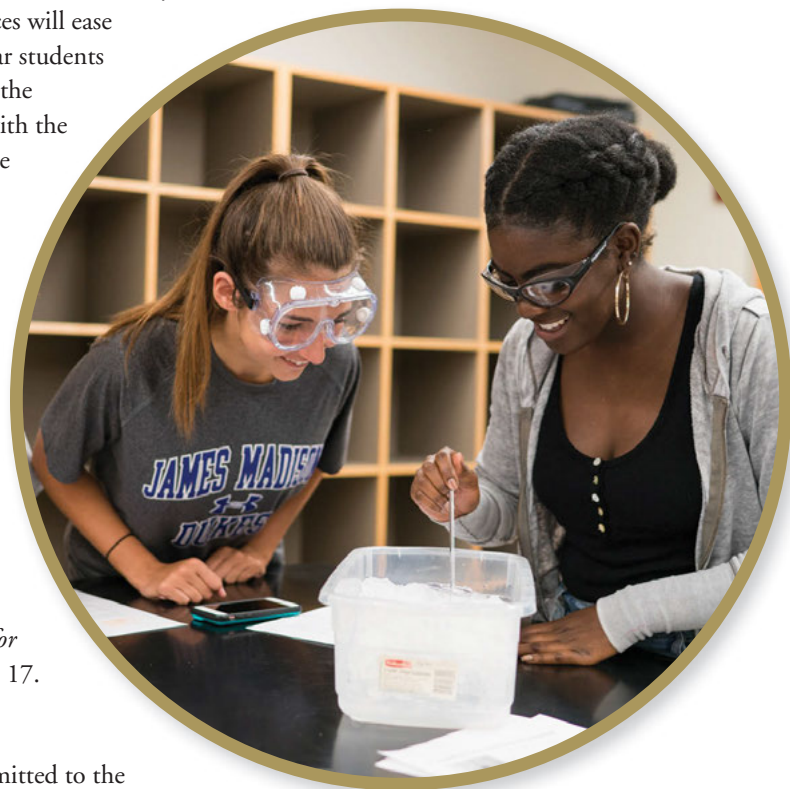
Space is limited in these communities, so you must apply to be accepted into one. Visit *The One Book* website to find the instructions and application.

## Selection process

Faculty representing these communities will review your application. Submitting the required application does not guarantee assignment to this community. Once accepted into an RLC, you will enroll in a specific section of one or more related classes. For more information see the *Prepare for Class Enrollment* step on *The One Book* website and on Page 17.

## The Honors Living and Learning Center

The Honors Living and Learning Center is for students admitted to the Honors College. It provides experiences and facilities for high-achieving, highly motivated and intellectually curious students. Students live together with other Honors students and work with faculty members to explore mutual interests in learning and discovery to promote the intellectual culture that is at the core of the Honors College. Intellectual engagement is the primary driving force in programming for the Honors Living and Learning Center. First-year Honors students are expected, but not required, to live in Shenandoah Hall, which serves as the Honors residence hall.



For more information about RLCs, including frequently asked questions and faculty contact information, visit [www.jmu.edu/orl/housing/rlc.shtml](http://www.jmu.edu/orl/housing/rlc.shtml).



## A variety of choices

<b>Residential Learning Community</b>	<b>Classes</b> (1 – 3 credits each up to 3 classes)	<b>Academic emphasis</b>	<b>Location</b> (in or near)
<b>Huber:</b> Pre-professional health students	Seminar class in fall and spring	<ul style="list-style-type: none"> <li>• Develop community awareness by interacting with faculty, health professionals and local agencies</li> <li>• Introduce skills in professionalism, community-based service-learning, reflection and collaboration to address local and global health issues</li> <li>• Explore inter-professional perspectives in shaping innovative healthcare</li> <li>• Prepare for a professional health career to provide quality, culturally responsive care for everyone</li> </ul>	Chesapeake Hall
<b>MadisonBiz:</b> College of Business majors	Classes in fall	<ul style="list-style-type: none"> <li>• Prepare students to be engaged and principled business professionals and leaders</li> <li>• Introduce students to skills in reflection, professionalism, teamwork and networking</li> <li>• Allow students to learn more about the variety of majors in the College of Business</li> </ul>	Chesapeake Hall
<b>Madison International:</b> Students interested in other cultures, countries and languages in any major	Seminar class in fall and spring	<ul style="list-style-type: none"> <li>• Learn about world cultures, beliefs and practices</li> <li>• Create a cultural exchange between international and American student-residents</li> <li>• Learn and reflect on personal beliefs and values, development through lifespan and impact on society and the culture-at-large</li> </ul>	Hoffman Hall
<b>Psychology:</b> Psychology majors	Classes in fall and spring	<ul style="list-style-type: none"> <li>• Jump start your major with a unique introduction to psychology</li> <li>• Advanced classwork and early admission to the major</li> <li>• Participate in research and practical experiences</li> <li>• Develop relationships with psychology faculty and students</li> </ul>	Hoffman Hall
<b>Roop:</b> Students interested in teaching Pre-K through 12th grade in any major	Classes in fall and spring	<ul style="list-style-type: none"> <li>• Complete core science classes as a cohort</li> <li>• Introduce a strong commitment to community service-learning</li> <li>• Participate in field trips to observe local elementary, middle and high schools and community agencies</li> <li>• Collaborate on community engagement projects</li> </ul>	Gifford Hall
<b>Trelawny:</b> Biology majors and students interested in research	Seminar class in fall and spring	<ul style="list-style-type: none"> <li>• Participate in a biology faculty research program</li> <li>• Explore the process of scientific discovery in small group discussion</li> <li>• Meet and engage with biology faculty and upperclass students through outings and activities</li> <li>• Receive mentoring from upperclass teaching assistants and Trelawny faculty</li> </ul>	Chesapeake Hall
<b>Visual and Performing Arts:</b> Majors in the College of Visual and Performing Arts, minors in the arts and students with majors closely connected to or with a strong interest in the arts	Seminar class in fall	<ul style="list-style-type: none"> <li>• Participate in the artistic and academic culture within the College of Visual and Performing Arts</li> <li>• Engage diversity in all its forms, specifically the way diversity is portrayed and explored through the arts</li> <li>• Emphasis on the creative and interdisciplinary connection between the arts and other fields of study</li> <li>• Explore the processes of various artistic practices</li> </ul>	Wayland Hall

**Space is limited. New RLCs may be added for the 2018-2019 academic year. For the most updated list of RLCs visit [www.jmu.edu/orl/housing/rlc.shtml](http://www.jmu.edu/orl/housing/rlc.shtml).**



# Residential housing

**JMU prides itself** on our outstanding residence halls! All first-year halls have a variety of amenities, including kitchen facilities, study lounges, wireless internet in all bedrooms and recreational features such as Ping Pong tables, pool tables and big-screen televisions.

Similar to many other universities, not all of JMU's residence halls are air-conditioned. In fact, only half of our halls have this feature. To beat the heat, we encourage all residents to bring a box fan for their window. Each hall does contain at least one air-conditioned space in the building, typically the TV lounge. So when it's hot, stay cool and enjoy some time with your hall mates! Each hall is mixed gender with separate bathroom facilities for men and women. You will not be living with someone from the opposite gender, but he or she may be your neighbor!



Bluestone

## Bluestone

Built using Virginia limestone, Bluestone halls reflect a traditional design of long open hallways with rooms on either side of the main corridor. Most Bluestone rooms are arranged in suites with two or three students to a room and two rooms sharing a bathroom. Students sharing the bathroom are responsible for maintaining the cleanliness of their bathroom. Rooms in Wayland Hall share a community bathroom, which is cleaned by housekeeping staff. Some double rooms in the Bluestone area may be temporarily used as triple occupancy. All Bluestone halls, with the exception of Spotswood Hall, are air-conditioned.



Hillside

## Hillside

Designed with double-occupancy rooms off of a hallway, there are three residence halls that make up the Hillside area. Bell, Hillside and McGraw-Long are three-story buildings with community bathrooms cleaned regularly by housekeeping staff. The Hillside area is centrally located, so residents of these buildings are right in the middle of what makes JMU great! All buildings in the Hillside area have air-conditioning.



Lake

## Lake

Eagle and Shorts Hall are the first-year residence halls in the Lake area. Eagle Hall has eight floors, with four wings on each floor. Each wing has double rooms and a limited number of single rooms. Shorts Hall is a five-story building where each floor has four wings of double rooms. In each of the Lake halls, two wings of residents share a bathroom that is cleaned by housekeeping staff on a regular basis. These buildings are not air-conditioned but provide a great view of the lake and offer the excitement of a football game day at Bridgeforth Stadium.



Skyline

## Skyline

This area is located on East Campus. Made up of three residence halls, each building has two wings of five floors. The majority of rooms in Skyline are double occupancy, with a few single- and triple-occupancy rooms. Most Skyline rooms are located on a corridor with shared bathrooms that are cleaned regularly by housekeeping staff. There are some suite-style rooms in Skyline that share a bathroom. Residents are responsible for the cleanliness of these bathrooms. All Skyline halls are air-conditioned. Some double rooms in the Skyline area may be temporarily used as triple occupancy.



Village

## Village

The Village is comprised of nine, three-story buildings located in the middle of campus. These halls are arranged in suites of three double bedrooms that share a common living room. ORL provides two chairs, a loveseat and an end table in all common rooms. Two suites share a community bathroom, which is cleaned on a regular basis by housekeeping staff. While these buildings are not air-conditioned, they are centrally located with close proximity to the Quad, East Campus, UREC and Bridgeforth Stadium.



# Upperclass housing for 2019-2020

**Already know you want** to live on campus for two years? ORL is pleased to offer incoming students priority access to a limited number of binding housing contracts for 2019-2020 on a first-come, first-served basis. Signing your 2019-2020 contract now will guarantee you a spot on campus for your second year. Signing now also means earlier access to the room selection process that will take place during the spring 2019 semester. Living on campus has many benefits, including:

- **Knowing your neighbors!** Only full-time undergraduates can live in JMU's upperclass residence halls which means you are guaranteed to be sharing space with other Dukes and only other Dukes.
- **Security!** All JMU residence halls are equipped with JACard systems that restrict access to occupants only. Each hall has resident staff that lives in the building and are available to assist with everything from routine questions to emergency situations.
- **Safety!** All of JMU's residence halls meet all state-mandated fire codes including centralized alarm systems that communicate directly to the fire department and the JMU police whenever the system is activated. All rooms are also equipped with hard wired smoke detectors and heat sensors.
- **Convenience!** Everything you want to do is just a short walk or bus ride from your residence hall, including UREC, dining halls, athletic events, the Student Success Center, Madison Union and, of course, your classes!
- **Location!** Upperclass residence halls are located throughout campus including in the Bluestone area and on East Campus. Additionally we offer over 500 beds in our newest facility, the Apartments on Grace. Located off Main Street, these apartments are a combination of four-person and two-person units with residents in double bedrooms. Each unit has a kitchen, as well as a bathroom for each bedroom in the apartment.
- **Amenities!** Your semester room rent and fees includes wireless internet, cable TV, all utilities, access to study lounges and a variety of recreational areas including billiards rooms, sand volleyball or basketball courts and barbecue areas.
- **Engagement!** College students who live in the residence halls tend to be more likely to graduate, more involved in extracurricular, social and cultural events on campus, more positive about the social climate and interact more often with faculty members and peers.
- **Peace of mind!** By signing a housing contract now, you won't have to worry about taking time out of your busy first year trying to find a place to live for 2019-2020. Students who sign 2019-2020 contracts will be able to select from upperclass suites and rooms across campus during spring semester's Online Room Selection process. Specific building locations will be finalized during fall 2018.



Apartments on Grace



# Learning at JMU

**University classrooms are the big leagues in teaching and learning, and we anticipate that you are curious or even a bit nervous about how you will manage this transition.**

New students are typically concerned about what is expected of them, what college professors are like, how to prepare and, most importantly, how to excel.

The resources are all here to help you understand the components of your academic experience and how they are integrated to provide you with a world class education. As a comprehensive university, your classes will teach you to be a better communicator, critical thinker, problem solver and collaborator. You will be prepared to lead a meaningful and productive life, equipped to solve challenging societal problems. No matter what you choose to study, our focus is to help you achieve your goals.



## In this section

- **Prepare for your academic success**
- **General Education: The Human Community**
- **Explore JMU majors**
- **Your choices at JMU**
- **Prepare for Class Enrollment, May 18**
- **Libraries**
- **JMU Honor Code**
- **Math Placement Exam, May 31**
- **Foreign Language Placement Exam, May 31**
- **Orientation Reservation & Declaring a Major, June 5**
- **View your Enrollment Appointment, available on June 7**



# Prepare for your academic success



## General Education

The General Education Program is the core liberal arts portion of your degree and is broken into five clusters to offer a solid foundation to help you become an educated and enlightened citizen. The program's philosophy promotes the cultivation of habits of the mind and heart that are essential to developing informed citizens who contribute to the democratic society and the global community. The program is committed to helping students develop their ability to reason and make ethical choices; to appreciate beauty and understand the natural and social worlds they live in; to recognize the importance of the past and work towards a better future.

## Your major

You will spend the bulk of your time attending your major classes where you will learn the content and skills needed to be competitive in the job market following graduation. There are many majors that can lead you to a career path, and many career paths can come from one major. Selecting a major may seem like a daunting process, but whether you've already decided on a major or are still exploring your options, utilize the resources in *The One Book* to help you make an informed choice. Choosing your major is important and you are required to declare one by the beginning of your third semester.

## Undeclared

For some, choosing a major is simple. From the time they got their first microscope, they knew they were interested in science. That's not true for everybody, and that's OK. Undeclared is one of the most popular options selected by first-year students. At JMU, while we have many wonderful majors, we support a student's decision to be undeclared and offer a variety of resources to help students move forward. By choosing undeclared, you are intentional about needing a little more time to craft your goals, ask questions, consider your options and gather information before you finalize your choice. Career and Academic Planning offers many resources to help you explore options, make decisions and achieve your goals. Keep in mind that some majors specify that you begin required classwork as early as the first semester of your first year. If you wait too long to declare a major, you may need more than four years to graduate. Learn more about options for undeclared students at [www.jmu.edu/cap](http://www.jmu.edu/cap).

## Explore your major

Exploring academic and career options requires dedication to self-reflection. It is a process of discovering and narrowing options, making choices and identifying your next steps.

Sometimes exploration provides you with more options than you originally considered. It is important to initially keep your options open to fully consider your potential path. Review Page 14 for strategies to help decide on a major.



# General Education: The Human Community

**General Education:** The Human Community is the core academic program that all Dukes complete, regardless of major. The courses are grouped into five learning areas that we call clusters. Each cluster is designed by our faculty to prepare you for success in all aspects of your life, not a specific job. The courses you choose to complete program requirements add up to 41 credits – one-third of your total credits! Learn more about the five clusters in the *Prepare for Class Enrollment* step.

## CLUSTER ONE Skills for the 21st Century

Cluster One is the cornerstone of The Human Community and should be completed in your first year. This cluster emphasizes knowledge and skills in the areas of oral and written communications, critical thinking and information literacy. These are also the skills employers say they want to see most in a prospective employee – so begin building them here!

### Special features of Cluster One

Students fulfill Cluster One requirements by completing a writing course, with AP or IB exam scores or by transfer credit. Students must also complete one course in critical thinking and one course in human communication. Lastly, students must pass the Madison Research Essential Skills Test.

## CLUSTER TWO Arts and Humanities

Cluster Two centers on those areas of academic study that invite a deepened appreciation of the human condition and the myriad ways it has been expressed—from philosophy and music to history and literature. Long valued for their intrinsic worth, the arts and humanities help us explore our purpose, help us make sense of our world and enable us to understand different times, places and cultures. The multidisciplinary experience within Cluster Two enhances cross-disciplinary creative thinking, recognized as an essential skill in the twenty-first century. Students enrich their appreciation of the arts and humanities by taking three courses (nine credits), one from each of the three areas that comprise the cluster: Human Questions and Contexts, Visual and Performing Arts and Literature.



### Special features of Cluster Two

Some students fulfill their arts and humanities requirements by studying abroad. For additional details, go to [www.jmu.edu/gened/abroad.shtml](http://www.jmu.edu/gened/abroad.shtml).

## CLUSTER THREE The Natural World

Cluster Three focuses on understanding the world around us through mathematical and scientific models and reasoning. In Cluster Three you will complete a math course, science courses from two different areas and a laboratory requirement. Through these courses you will be introduced to a body of scientific and mathematical facts, concepts and models. These investigations into the natural world use analytical methods to evaluate evidence, build, test and develop theories. Cluster Three courses strive to make you an informed citizen capable of analyzing and using scientific and quantitative information.

### Special features of Cluster Three

You should complete Cluster Three as soon as possible, preferably by the end of your sophomore year. Remember to complete your Math Placement Exam. See Page 18 for more specific information regarding the Math Placement Exam. The exam can be found on *The One Book* website and must be submitted by May 31.





## CLUSTER FOUR

### Social and Cultural Processes

Cluster Four courses encourage you to explore the key social and cultural processes and structures that shape the human experience. With the rapid changes taking place in today's world, it is imperative that you obtain an understanding of the human experience both as it relates to our society and also as part of the larger global community.

You will learn to think critically about the theoretical perspectives and methodologies that guide analysis and inform public policy. Students take two classes to satisfy Cluster Four requirements. One course provides an in-depth exposure to the American experience, and the second course examines important contemporary global issues. These courses reflect JMU's commitment to prepare you for citizenship.

#### Special features of Cluster Four

The three courses in the American experience area – HIST 225 (U.S. History), JUST 225 (Justice and American Society) and POSC 225 (U.S. Government) – are four credits each. That means more in-class time than typical three-credit courses.

## CLUSTER FIVE

### Individuals in the Human Community

Through studying the many variables that influence human behavior in contemporary society, you gain an understanding of the relationship between the individual and a diverse community and develop a sense of responsibility for self and community. You will explore how individuals develop and function in the social, intellectual, emotional, physical and spiritual dimensions.

#### Special features of Cluster Five

As with courses in the other clusters, several of the Cluster Five courses are requirements for certain majors or pre-professional programs. Students will learn more about the requirements through discussions with their academic advisor.



#### Madison Research Essential Skills Test

Information literacy skills are foundational to your university coursework and as such are included in Cluster One of General Education. All students are required to pass the MREST within their first academic year at JMU.

Your academic advisor will provide additional information at Summer Springboard.



#### GenEd in Scotland

Complete 13 hours of general education requirements during a nine-week summer program in Edinburgh and St. Andrews, Scotland. Visit [www.jmu.edu/global/abroad/programs/semester-in-scotland.shtml](http://www.jmu.edu/global/abroad/programs/semester-in-scotland.shtml) for more information.

#### Civic Engagement

Dukes Vote is a non-partisan, student-led initiative that strives to enhance the JMU mission of civic engagement by facilitating access to the tools and resources students need to register to vote and to take an active role in the democratic process. Learn how to register to vote, vote absentee and locate resources to help you be informed about local, state and federal elections. Visit [www.jmu.edu/vote](http://www.jmu.edu/vote) for more information.

**For more information about the General Education Program and a complete listing of cluster courses and requirements, go to [www.jmu.edu/gened](http://www.jmu.edu/gened), call (540) 568-2852 or email [gened@jmu.edu](mailto:gened@jmu.edu).**



# Explore JMU majors

**We want** to help you make a thoughtful decision about a major and that's why we've lined up resources for you in *The One Book* and on the *Prepare for Class Enrollment* step.

## How majors work

Many majors at JMU have admission or progression standards that reflect the level of talent and performance necessary for success in the major. You may take lower-level courses in most disciplines, but may need to meet additional standards before being fully admitted to a major. All majors fall into one or more of the following categories:

- ♦ Talent-based fine arts programs that require an audition or portfolio review as part of admission to the major;
- ♦ Programs with space limits due to the number of available clinical sites, technology labs, etc.;
- ♦ Programs with progression standards such as prerequisites and GPA requirements where your ability to master subject content in lower-division courses is essential for success in upper-division courses;
- ♦ Programs open to any student in good academic standing.

Check out the *Prepare for Class Enrollment* step on *The One Book* website for more information about majors, teacher education and pre-professional programs and admission and progression standards.

## What are progression standards and which majors have them?

You may take lower-level classes in many majors, but might need to meet additional standards before being fully admitted to the major. See the *Prepare for Class Enrollment* step on *The One Book* website to find out if your major(s) of interest has additional requirements.

## Why do some majors sound the same and what do some of the names mean?

Sometimes the name of the major doesn't fully describe what you will study or what it prepares you to do. Look at the descriptions to find out what careers graduates of each major pursue.

## What if I already know my major?

Great! Now take some time to reflect on how you chose that major. Use the resources here and on *The One Book* website to confirm your choice.

## What will my major prepare me to do?

Check out the list of majors on *The One Book* website to find career information.

## Does it matter which major I declare?

Yes. Your academic advisor will be assigned to you according to the major you declare for Summer Springboard. In most cases, the major you declare will have specific courses and/or sections in which you must enroll for your first semester.

## What if I don't know which major to declare?

That's OK! Use the resources here and on the web to jump-start your thinking. In the meantime, you can select undeclared until you choose. However, if you plan to graduate in four years, there are some majors that include course requirements that begin in your first year. Here's how to begin thinking about majors:

### Think about...

- What interests you?
- What are you good at doing?
- What topics do you like and not like?

1. Decide which majors align with your interests, values and career aspirations. Go to *The One Book* website and click on the *Prepare for Class Enrollment* step. From here you will discover the links to: Explore Majors, Major Snapshots and the Career Guide to JMU Majors.
2. Consult the 1st Semester Enrollment Worksheets online to help you declare a major.

Module 2 contains Enrollment Worksheets outlining which courses are required for your first semester at JMU and are available by major and degree type.

## What if I am not ready to declare a major?

Select undeclared, and you will be assigned to an advisor in Career and Academic Planning who is trained to help you with the decision-making process. You have until the fall of your sophomore year to declare your major. We recognize that being undeclared is not the same as being indecisive — you just want to take a little more time to craft your goals, ask questions, consider your options and gather information before you finalize your choice.





### Is there help along the way?

You will meet with your academic advisor at Summer Springboard. He or she will guide you as you review your class schedule. Your advisor will introduce you to resources available on campus and help you with any academic problems that come up during your first semester.

### When and where do I declare my major?

Within the *Orientation Reservation & Declaring a Major* step you will declare your major (and pre-professional program, if necessary). Additional majors and/or minors can be added after 1787 August Orientation.

### Resources to help you choose

Once classes begin, Career and Academic Planning can help you confirm or choose a major. Utilize the following services:

- ♦ The one-credit hour Career and Academic Planning class (UNST 102) will help you learn how your values, personality, interests and skills relate to potential majors or future careers.
- ♦ Tools such as FOCUS (self-assessment) and VAULT (career research) will help you learn more about your interests.
- ♦ Decision-making programs and individual appointments for career counseling are available.
- ♦ CAP can also assist you with your internship/job search and career development.
- ♦ The Career Guide to JMU Majors at [www.jmu.edu/cap/careerguide](http://www.jmu.edu/cap/careerguide) lists each major with information about careers, internships and other resources to help you understand the possibilities within each major.

### Health professions

Pre-professional programs such as pre-medicine, pre-veterinary medicine and pre-physical therapy are not majors. When you make your Springboard reservation, declare a major and your pre-professional program of interest, if applicable. Review the *Prepare for Class Enrollment* step for more information.

### Teacher licensure

Want to teach at the early childhood, elementary, middle education or special education level? Declare interdisciplinary liberal studies for your major. Thinking about secondary education (grades 6-12)? Declare biology, chemistry, Earth science, English, history, mathematics, modern foreign languages, physics or political science as your major and secondary education as your teacher licensure area.

While you will be asked to specify a teacher licensure area of interest on *The One Book* website, keep in mind that admission to a teacher licensure preparation program is not automatic – you must apply after meeting program admission requirements. Your academic advisor will provide you with more information at Springboard.





# Your choices at JMU

**Majors** For the most current list of majors, check our website.

## College of Arts and Letters

Anthropology  
Communication Studies  
English  
History  
International Affairs  
Justice Studies  
Media Arts and Design  
Modern Foreign Languages  
Philosophy and Religion  
Political Science  
Public Policy and Administration  
Sociology  
Writing, Rhetoric and Technical Communication

## College of Business

Accounting  
Computer Information Systems  
Economics  
Finance  
International Business  
Management  
Marketing  
Quantitative Finance

## College of Health and Behavioral Studies

Athletic Training  
Communication Sciences and Disorders  
Dietetics  
Health Sciences  
Health Services Administration  
Kinesiology  
Nursing  
Psychology  
Social Work

## College of Integrated Science and Engineering

Computer Science  
Engineering  
Geographic Science  
Integrated Science and Technology  
Intelligence Analysis

## College of Science and Mathematics

Biology  
Biophysical Chemistry  
Biotechnology  
Chemistry  
Earth Science  
Geology

Mathematics  
Physics  
Statistics

## College of Visual and Performing Arts

Architectural Design <sup>1</sup>  
Art History  
Dance <sup>1</sup>  
Graphic Design <sup>1</sup>  
Industrial Design <sup>1</sup>  
Music <sup>1</sup>  
Musical Theatre <sup>1</sup>  
Studio Art <sup>1</sup>  
Theatre <sup>1</sup>

## Hart School of Hospitality and Sport and Recreation Management

Hospitality Management  
Sport and Recreation Management

## University Studies and College of Education

Independent Scholars  
Interdisciplinary Liberal Studies  
Undeclared

<sup>1</sup> In order to declare this major, there are additional requirements. Click the sidebar Declare your Major link on the *Orientation Reservation & Declaring a Major* step on the website for more information.

## Pre-professional Programs

consist of courses and experiences designed to prepare you for the required graduate study and/or licensure necessary for a career in your chosen field.

Pre-dentistry  
Pre-forensic Studies  
Pre-law  
Pre-medicine  
Pre-occupational Therapy  
Pre-optometry  
Pre-pharmacy  
Pre-physical Therapy  
Pre-physician Assistant  
Pre-theology  
Pre-veterinary Medicine

**Teacher Education** Students who wish to pursue teacher licensure are required to select the appropriate JMU major as listed below. Students should apply to the specific teacher licensure program their first semester at JMU.

Teacher Licensure Area	Major
Art (PreK-12)	Studio Art
Dance (PreK-12)	Dance
Elementary Education (PreK-6) <sup>1</sup>	Interdisciplinary Liberal Studies
English as a Second Language (PreK-12) <sup>2</sup>	Modern Foreign Languages or English suggested
Foreign Language (PreK-12)	Modern Foreign Languages
Health and Physical Education (PreK-12) <sup>1</sup>	Kinesiology
Inclusive Early Childhood Education (PreK-3 and Special Education birth-age 5) <sup>1</sup>	Interdisciplinary Liberal Studies
Middle Education <sup>1</sup>	Interdisciplinary Liberal Studies
Music Education (PreK-12)	Music
Secondary Education (6-12) <sup>1,3</sup>	Select the major that represents your content area of interest
Special Education (K-12) <sup>1</sup>	Interdisciplinary Liberal Studies or Psychology suggested
Theatre Education (PreK-12)	Theatre

<sup>1</sup> These are five-year teacher licensure programs with a required master's degree.

<sup>2</sup> This can be a four or five-year program.

<sup>3</sup> Declare one of the following majors: biology, chemistry, Earth science, English, history, mathematics, physics or political science.





## Prepare for Class Enrollment

**It's time** to plan for your first semester of classes at JMU. To do so, you will work through a five-module series which will prepare you to enroll in classes. The modules will teach you about the degrees offered, introduce you to the General Education Program, inform you of specific first-semester requirements for your major and show you how to enroll in classes during your June enrollment appointment. The information in the modules is very important. We suggest you allow time to review them carefully.

**Adding a second major or any minors will be addressed during your 1787 August Orientation advising session.**

The 1st Semester Enrollment Worksheet will identify the classes in which you need to enroll for the first semester. The information is major-based so feel free to browse various majors and pre-professional programs which interest you. You will be able to declare only one major/pre-professional program to get started and you will enroll in those major-specific classes.

After completing the modules and submitting your reservation to attend Summer Springboard, you should return to your steps on June 7 to find out when the enrollment appointment opens. Once the enrollment appointment opens, you will have access to it 24 hours

a day, seven days a week through the end of Summer Springboard. This provides ample opportunity for you to enroll in your fall classes using the enrollment worksheet as your guide. You are expected to arrive for your reserved Summer Springboard session enrolled in a fall schedule of 14-16 credit hours. Being properly prepared will allow you and your academic advisor to discuss your schedule during your advising session. We strongly recommend you enroll early as seats fill quickly, but feel free to continue to check for openings. The *View your Enrollment Appointment* step will provide information you need to know about enrolling in classes for the fall semester.

### Info for your family!


Are your family members interested in learning more about your enrollment process? We have a module just for them at [www.jmu.edu/1st-semester/parents.shtml](http://www.jmu.edu/1st-semester/parents.shtml).



## Libraries

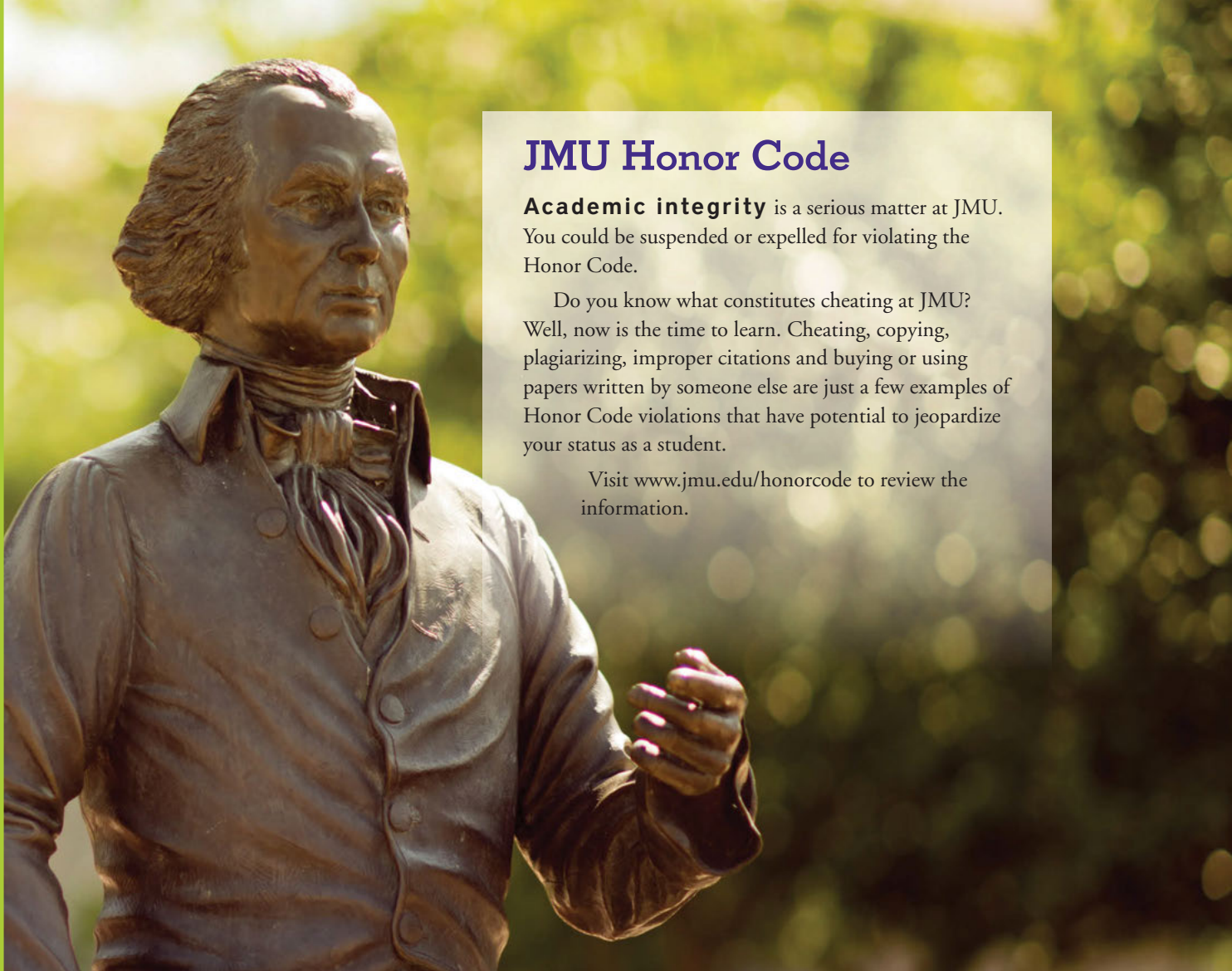
**At JMU, the libraries** are here to support your academic success. We provide comfortable, safe places to learn, create, explore and collaborate, as well as collections, technology and knowledgeable staff to assist you. Students who take full advantage of the libraries' resources early in their academic careers are more confident and skilled when it comes to doing university-level research.

We understand that a big university library system can be overwhelming. We offer assistance navigating the libraries at our help desks, via online chat or by appointment. We also provide online tutorials and walk-in workshops. As you progress in your major, you will meet your subject librarian, an expert in the research resources for your discipline, who can provide personalized assistance.



**Check us out at [www.lib.jmu.edu](http://www.lib.jmu.edu) to see all the information and services we provide. We look forward to assisting you.**





## JMU Honor Code

**Academic integrity** is a serious matter at JMU. You could be suspended or expelled for violating the Honor Code.

Do you know what constitutes cheating at JMU? Well, now is the time to learn. Cheating, copying, plagiarizing, improper citations and buying or using papers written by someone else are just a few examples of Honor Code violations that have potential to jeopardize your status as a student.

Visit [www.jmu.edu/honorcode](http://www.jmu.edu/honorcode) to review the information.

## Math Placement Exam

COMPLETE BY



**All incoming students**, no matter what their major or math ability, take this exam. This exam is a vital tool that will determine which course is appropriate for you based on your current skills, as proper math placement is an essential factor in your academic success. We want you to have a successful experience and it is imperative to be in the right course for that to happen. You are bound by the JMU Honor Code ([www.jmu.edu/honorcode](http://www.jmu.edu/honorcode)) when taking the exam, and therefore are not allowed to use calculators and/or other sources (including friends and family) on the math placement exam.

It will take you about 90 minutes to complete the exam. Your scores will be available in MyMadison within 24 hours of completion. You will need your scores when you prepare for class enrollment. You can find additional information about the Math Placement Exam on *The One Book* website.





**You may** or may not need to take a Foreign Language Placement Exam; it depends on several variables. You will need to take the FLPE if all of the following three statements are true:


1. You are pursuing a Bachelor of Arts degree or a Bachelor of Business Administration degree that requires a foreign language (see list on right); and
2. You have taken two or more years of French, German, Russian or Spanish in high school; and
3. You have not taken the SAT II in that language.

Still not sure if you need to take a FLPE? You can find your answer when you take the questionnaire at the FLPE website: [www.jmu.edu/langcenter/flpe/quest](http://www.jmu.edu/langcenter/flpe/quest).

There are a few important things to know about studying languages at JMU. If you have had two or more years of a language in high school, you cannot receive credit for the 101, 102 or 111 classes in the language you studied, and those credits will not transfer from another college. However, if you want to start a new language at JMU (one you have never studied), you can enroll in the 101 level of that language without taking the placement exam. Finally,

if you place into the 300 level and want to use that placement to fulfill the two-year foreign language requirement for the B.A. degree, you must confirm that placement by either retaking the FLPE in the Language Resource Center and placing into the 300 level again or taking the 300 class.

Remember that when you take the FLPE, you are bound by the JMU Honor Code. You are not allowed to use outside sources (including friends or family) on the exam and you may take the exam only once per language every three semesters. Taking it more than once will interfere with your enrollment process and may put you in the wrong class. We want you to have a successful experience and it is imperative that you are in the right class for that to happen.



## B.A. programs

Anthropology \*  
 Art History  
 Biology \*  
 Communication Sciences and Disorders \*  
 Communication Studies \*  
 Dance  
 Earth Science  
 Economics \*  
 English  
 Geographic Science \*  
 History  
 Independent Scholars \*  
 International Affairs  
 Justice Studies \*  
 Mathematics \*  
 Media Arts and Design \*  
 Modern Foreign Languages  
 Music, Vocal Track  
 Musical Theatre  
 Philosophy and Religion \*  
 Physics \*  
 Political Science  
 Psychology \*  
 Sociology \*  
 Studio Art \*  
 Theatre  
 Writing, Rhetoric and Technical Communication \*

## B.B.A. programs

International Business

**For more information see the Foreign Language Placement Exam website at [www.jmu.edu/langcenter/flpe](http://www.jmu.edu/langcenter/flpe).**

\* These majors provide the option to pursue either a Bachelor of Arts degree or a Bachelor of Science degree. B.S. programs, as a rule, do not have foreign language requirements, so you would not have to take a placement exam unless you wanted to continue your language study at JMU. Each degree program has different requirements. If you are not sure which degree program to pursue, it is best to take the Foreign Language Placement exam now in order to stay on track with program requirements.



# Orientation Reservation & Declaring a Major

First-Year Summer Springboard dates fill up fast, so reserve your spot now! You must complete all the previously required steps in order to access the *Orientation Reservation & Declaring a Major* step. Since Springboard dates are granted on a first-come, first-served basis, we encourage you to complete the required steps as soon as possible to have access to the best available dates.

COMPLETE BY

JUNE  
5



## Does it matter what day I attend?

Yes. Summer Springboard is college-specific; date availability will be based on your declared major submitted through the *Orientation Reservation & Declaring a Major* step. It is important to attend the date you confirm so we can provide you programming and academic advising based on your declared major.

## Families need Orientation, too!

Sure, you're the one leaving, but families have a lot of questions, too. There's information we need to share with your family, so we have created a Springboard schedule specifically for them. While you're meeting with your academic advisor, your family will be attending sessions about everything from JMU services and resources to the educational philosophy behind the GenEd Program.

## Athletes and musicians

Even though members of fall athletic teams and the Marching Royal Dukes arrive early for the semester in August, you still must attend Summer Springboard in June or July. We have also set up the schedule for 1787 August Orientation so that it fits with your scheduled practices.

## Disability accommodations

If you (or your guest attending Summer Springboard) require accommodations during Orientation, please submit your request in the appropriate Disability Accommodations section when you complete your reservation. Requests for accommodations must be submitted 10 business days prior to your reserved Orientation date for us to best serve you. We are not able



to provide wheelchairs. If you or your guest has difficulties walking, please bring a wheelchair and an extra guest to assist throughout the day. If you need to enter a request at a later date, please return to the *Orientation Reservation & Declaring a Major* step to submit that information. If you have questions, please use the Send a Message tab within *The One Book* website to contact our office.

## International students (and U.S. students living abroad)

Transitions — the international orientation program — will be held from Aug. 19 until mid-day Aug. 22 (in time to take part in 1787 August Orientation). Airport pick-up, early move-in and questions about classes and transportation will be covered. General support and opportunities to make connections will also be available. Transitions is mandatory for all F-1 visa holders as immigration requirements for maintaining your temporary status will be covered. For more information and to register, visit [www.jmu.edu/global/iss/get-involved/transitions](http://www.jmu.edu/global/iss/get-involved/transitions).

## The Orientation fee

All university financial accounts for first-year students will be charged \$180, regardless of attendance at Springboard. This fee covers Summer Springboard, 1787 August Orientation and other first-year programs. You don't have to pay the Orientation fee at this time; however, if you have an installment payment plan, make sure your annual budget includes this charge.

# View your Enrollment Appointment

AVAILABLE ON



**Your enrollment appointment** is ready to be viewed, assuming you have completed all of your required steps by the deadline. Please note, today is not the day you will actually enroll! We are making your enrollment appointment viewable so you can plan to be available. Mark your calendar with the date and time your enrollment appointment begins as indicated in MyMadison. We suggest you review the tutorials in Modules 2-5 so you will understand how to navigate MyMadison when it is time for you to enroll.

## Communicating with your academic advisor

Your academic advisor will contact you via your JMU email about the times that he or she will be available for questions as you enroll in your classes. Academic advisors will review schedules prior to Summer Springboard. If your advisor sees a problem with your schedule, he or she will discuss that change and assist you in modifying your schedule at Summer Springboard. It is important to notify your academic advisor of any changes you make to your schedule after it is reviewed so you can receive feedback and minimize mistakes. If you are not able to connect with your academic advisor, you may direct advising questions to [firstyearadvising@jmu.edu](mailto:firstyearadvising@jmu.edu).

## Enrolling in classes

Enrollment appointment approaching? Check. Worksheet in hand? Check. Planning for Enrollment Guide with test and dual enrollment information in hand? Check. Communicated with your academic advisor? Check. It's time to enroll in your fall semester classes! Once your enrollment appointment begins, log in to MyMadison. Use the 1st Semester Enrollment Worksheet to ensure you are enrolling in the classes required for your major. We expect that you will enroll in all of the required classes and select some from other options to arrive with a schedule of 14-16 credit hours. Please follow the enrollment worksheets closely. Not all majors require a math class your first semester. Keep in mind that once the system opens for enrollment you will be able to access it 24 hours a day, seven days a week.

Need help? Refer to the modules you worked through earlier. There are additional enrollment tutorials in MyMadison that will be useful to you. If your required classes are all closed, you may place yourself on waitlists, if available. Students are moved from the waitlist to a class as seats become available. If all sections are closed and waitlists are not available, continue to create your schedule with the other classes and you will receive assistance at Summer Springboard.

Today is  
not the day  
you will actually  
enroll!



## Shopping cart caution!

Putting preferred classes in your shopping cart does not reserve you a seat. Course availability varies during your enrollment window, so you are encouraged to enroll once your appointment has started.

## Checks and balances

We understand that this is your first enrollment experience which is why we have various checks and balances built into the system to ensure you are on the right track.

1. If your major requires a math or foreign language class for your first semester, the enrollment system allows you to enroll in these classes based on your placement scores on those exams. To ensure that you start in a class which provides the right level of challenge, the system will not allow you to enroll in a class which is a higher level than your placement test recommendation.
2. The schedule you create will be carefully reviewed by your academic advisor prior to Summer Springboard. Your advisor will notify you regarding when that review will occur.

It is important that you notify your academic advisor of any schedule changes you make after it is reviewed so you can benefit from advisor feedback. Advisor comments about your schedule will be shared during the Summer Springboard advising session, and you will have an opportunity to adjust your schedule as necessary at the conclusion of the session.



# Preparing for Springboard

## In this section

- **Get ready for Summer Springboard**
- **Parking at Summer Springboard**
- **JACard Photo**, June 20
- **Immunization Form**, July 6
- **Madison Money Manager**, July 20
- **Financial Aid**
- **Scholarships**
- **Connect before classes begin**
- **The world awaits...**

**It's hard to believe you're going to be on campus for Summer Springboard soon.**

This one-day orientation program in June or July will help you meet other new students and learn more about what it means to become a Duke.

Are you ready? This day is jam-packed with advice from your OPA, learning about the expectations of being a member of the campus community and meeting with your academic advisor.





# Get ready for Summer Springboard

**Now that** you've completed the *Orientation Reservation & Declaring a Major* step on *The One Book* website, it's time to get ready.

Summer Springboard begins when you and your family check in at the Student Success Center between 7:30 and 8:15 a.m. on your reserved Summer Springboard date. Prior to attending, check your JMU email to view your reservation confirmation and items you should bring with you. Be sure to memorize your e-ID and password, as well as your JMU email address and password to use during Springboard.



There will be a lot of walking throughout the day, so be sure to wear comfortable clothes and shoes. Be prepared to climb a hill or two as you attend meetings and experience the Madison campus. If you or your guest has difficulties walking, please bring a wheelchair, an extra guest to assist throughout the day and notify the Orientation Office as soon as possible.

## Your academic advisor

One of your most important relationships at JMU will be with your academic advisor, who will guide you through the curriculum and assist you with your transition from high school to college. Developing a good relationship with your advisor is a great way to stay well-informed. It's your responsibility to know what is expected of you during your college career, and your academic advisor is one of the best sources of information and guidance during your first year.

What you do:

- ◆ Focus on your role as a student.
- ◆ Seek advice, information, resources and support.
- ◆ Know and fulfill degree, major and general education requirements.
- ◆ Choose a major and career path.
- ◆ Use MyMadison for academic planning and resources.
- ◆ Ask your advisor for assistance with academic questions.

What academic advisors do:

- ◆ Help you develop academic goals.
- ◆ Discuss your academic progress with you.
- ◆ Serve as your main resource while teaching you to be independent and responsible.

- ◆ Teach you how to navigate through academic policies and procedures.

## International students (and U.S. students living abroad)

By virtue of living outside of the United States you are welcome, but not expected to attend Summer Springboard. Figuring out when to arrive, what to do and sorting it out can be overwhelming ... even more so from overseas. Visit [www.jmu.edu/global/iss/get-involved/transitions.shtml](http://www.jmu.edu/global/iss/get-involved/transitions.shtml) for more information.



## Change of major request

Need to change your major before Summer Springboard? You must resubmit your *Orientation Reservation & Declaring a Major* step with your new intended major through *The One Book* five business days prior to your reserved Orientation date. After that, you will need to contact the Orientation Office. It is possible that changing your major will change the available Summer Springboard dates, as dates are dependent on your declared major and advisor availability. After you change your major, return to the *Prepare for Class Enrollment* step to review your new enrollment worksheet to determine which classes are required for your new major and adjust your class schedule as needed.

## Disability accommodations

Summer Springboard takes place throughout campus – and the picturesque campus is extensive. See Pages 50-51 for a campus map. Accommodations for students and/or guests with disabilities may require bringing a wheelchair and an additional guest. See Page 20 for details.

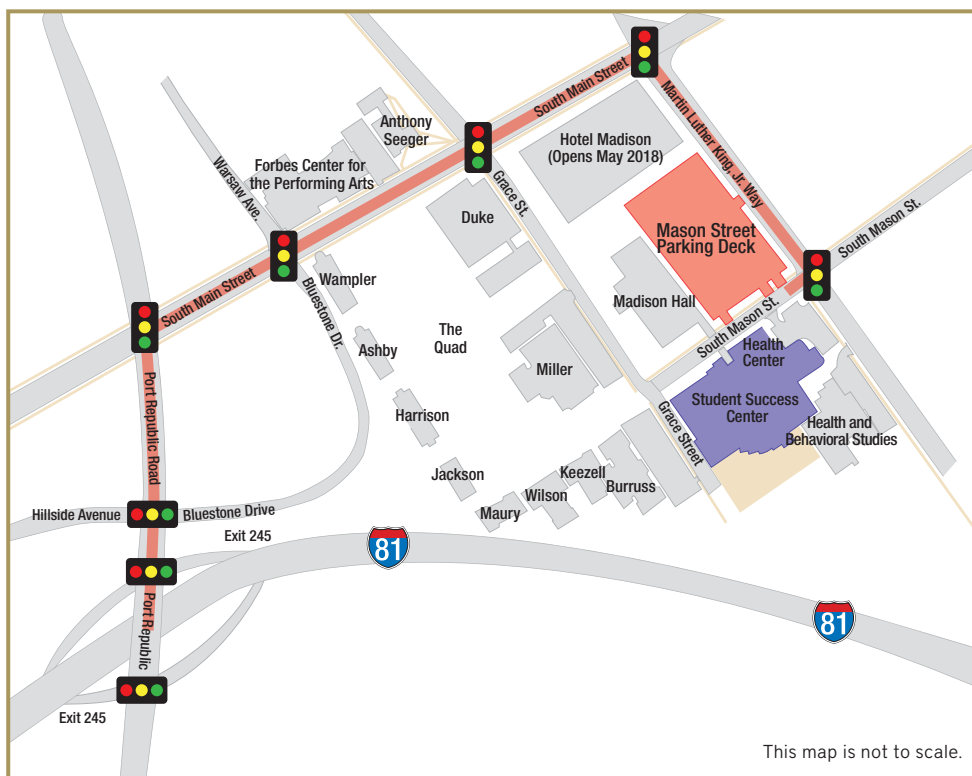


# Parking at Summer Springboard

## Dive into JMU at Summer Springboard!

There's a lot to figure out when you're starting your college career, so we have planned a full day to get you started off right. You'll begin with Check-in at the Student Success Center at 7:30 a.m. and finish the day at 5:30 p.m. when you receive your JACard. Here are few things to expect:

- ♦ Have your photo taken or verify your uploaded photo for your JACard
- ♦ Receive your Orientation materials
- ♦ Centennial Scholars Meeting (for admitted students and family only)
- ♦ Army ROTC meeting (for admitted and interested students)
- ♦ Attend the University Welcome
- ♦ Meet the OPAs
- ♦ Learn more about academic expectations at your college meeting
- ♦ Enjoy lunch
- ♦ Academic Advising
- ♦ Schedule adjustment, if needed



## Directions to Summer Springboard parking

When you approach Harrisonburg, tune your radio to 1610AM for announcements about Orientation, traffic and parking directions. General and disability parking will be in the Mason Street Parking Deck commuter spaces. From Interstate 81, take Exit 245 (Port Republic Road). Take Port Republic Road to South Main Street and turn right. Proceed to the third light and make a right onto Martin Luther King, Jr. Way. Proceed to the first light and make a right onto South Mason Street. The entrance to the parking deck will be on your immediate right. Yellow Orientation signs will help direct you to the Mason Street Parking Deck, once you exit Interstate 81. If you are using a GPS, please use 715 South Mason Street as your destination.

See [www.jmu.edu/orientation/gettingaroundcampus.shtml](http://www.jmu.edu/orientation/gettingaroundcampus.shtml) for more detailed directions. After parking, make your way over to the Student Success Center to start your day with Check-in.

## Local accommodations

Some area hotels and motels offer discounts to families attending Orientation. You will find a list at [www.jmu.edu/orientation](http://www.jmu.edu/orientation). Don't forget to mention that you are attending JMU Orientation when you make your room reservation.



**After completing** the *Orientation Reservation & Declaring a Major* step, upload a photo that will be used on your JACard. Be sure to follow the guidelines so that you submit an acceptable photo. Within 72 hours of submitting your photo, you will receive an email from Card Services notifying you whether your photo was approved or rejected. Check this step off once you are approved!

By uploading your own photo you can avoid the early morning photo line. You will verify your printed JACard and can pick it up at the conclusion of Summer Springboard. It is your official JMU identification card and your passport to most on-campus services. Your card is active as long as you are enrolled as a JMU student.

Your nine-digit student ID number will serve as your primary identifier for business transactions and services on campus. Your ID number can be found in the Applicant Center of MyMadison and on the front of your JACard. With rare exceptions (e.g. financial aid and employment), your Social Security Number should not be requested. If it is, make sure you understand why.


CBORD Mobile ID is the Android and Apple compatible app version of your JACard. Using this app serves as a supplement to your JACard on campus. Look for stickers on the registers where it is accepted.

## Use your JACard to

- ◆ Access your residence hall
- ◆ Check out materials from the libraries
- ◆ Gain admission to athletic events
- ◆ Receive services from the University Health Center
- ◆ Use your meal plan and Dining Dollars at various dining locations
- ◆ Access computer labs
- ◆ Access UREC and check out equipment
- ◆ Purchase tickets to movies and concerts
- ◆ Pick up packages from JMU Mail Services
- ◆ Pay for laundry in your residence hall
- ◆ Use FLEX at on- and off-campus merchants

## Lost or stolen cards

Report any loss or theft of your JACard at [www.jmu.edu/cardctr/lost.shtml](http://www.jmu.edu/cardctr/lost.shtml) or call Card Services at (540) 568-6446 from 8 a.m. to 5 p.m. Monday through Friday. After 5 p.m. contact Campus Police, located in Anthony-Seeger Hall.



Look your best in your JACard by uploading your own photo!

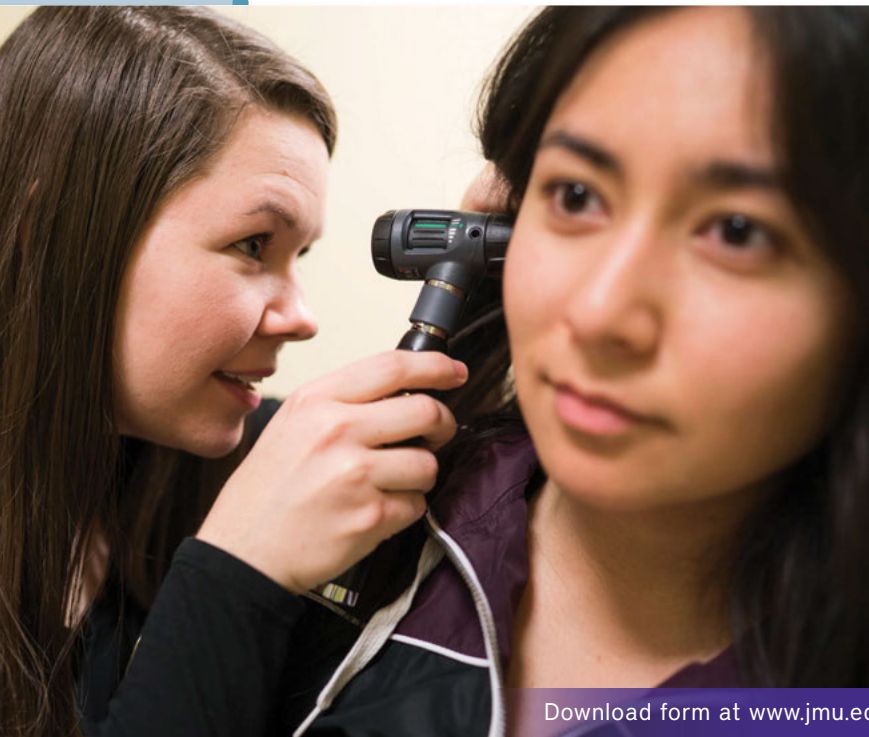
## FLEX it!

A FLEX account is a pre-paid debit account. It operates like a checking account without having to write checks, pay a service fee or balance your account. There are no annual fees. An account is automatically opened for you when you enroll.

Your FLEX account can be used at dozens of on-campus locations including all dining establishments, the bookstore, the library, UREC, the post office, the University Health Center and to purchase tickets. You can also use your FLEX at more than 50 off-campus restaurants and businesses. Check out [www.jmu.edu/cardctr](http://www.jmu.edu/cardctr) to find all locations that accept FLEX.

You may add money to your account by phone, mail, in person or via the web. You can also add FLEX via a credit card (MasterCard, VISA, Discover and American Express) by calling (540) 568-6446 or via [www.jmu.edu/cardctr](http://www.jmu.edu/cardctr). You can use the cash-to-FLEX stations around campus to add cash to your account at any time.





Download form at [www.jmu.edu/onebook](http://www.jmu.edu/onebook)

**James Madison University Immunization Form**

COMMONWEALTH OF VIRGINIA LAW REQUIRES THAT THE CERTIFICATE OF IMMUNIZATION AND TB SCREENING BE COMPLETED AND SUBMITTED TO THE UNIVERSITY HEALTH CENTER.

**Instructions for new students:**

- Download (if PDF does not display correctly, open the file in Adobe Reader) and print the Immunization Form and have it completed and signed by a health care professional. An official immunization record from your doctor or another school will be accepted.
- Log into your MyJMUHealth account to upload the completed and signed immunization form (for official record), as well as a copy of your health insurance card (front and back). ALL UPLOADED FORMS MUST BE IN .pdf FORMAT.
- Complete the required TB Assessment for Incoming Student and the Health History located under the "forms" tab in MyJMUHealth.

**Due dates for undergraduate students:** July 6, 2018 for Fall 2018 semester start.  
**Due date for graduate students:** No later than the third Friday of the first semester attending JMU.  
**Immunizations must be up-to-date. Failure to complete this process will result in an academic hold on your student account and a \$50 fine.**

**CERTIFICATE OF IMMUNIZATION\***  
 This MUST be signed by a health care provider

Name (print): \_\_\_\_\_ Date of Birth: \_\_\_\_/\_\_\_\_/\_\_\_\_

Date completed: \_\_\_\_/\_\_\_\_/\_\_\_\_ STUDENT ID NUMBER: \_\_\_\_\_

REQUIRED IMMUNIZATIONS		Date of most recent Tetanus containing vaccination (*Must be within the past 10 years)	
Tetanus, Diphtheria vaccine		Date: (MM/DD/YY) ____/____/____	
Has Tdap ever been given to this patient? Yes No			
Hepatitis B (For combined Hep. A + B, do not use this line. Instead, check here: _____ and complete the appropriate line in "Recommended but not required")		Indicate: 2-dose or 3-dose series 1) ____/____/____ 2) ____/____/____ 3) ____/____/____	
Meningococcal Vaccine: **Initial dose OR a booster dose must have been received on or after their 16th birthday		Date: (MM/DD/YY) 1) ____/____/____ 2) ____/____/____ 3) ____/____/____	
Measles, Mumps, Rubella (MMR) <small>Students born before 1957 are not required to have a second MMR vaccination.</small>		Date: (MM/DD/YY) 1) ____/____/____ 2) ____/____/____ 3) ____/____/____	
Polio (OPV or IPV)		Date: (MM/DD/YY) ____/____/____	
TB Screening		Student must complete questionnaire online at MyJMUHealth	

RECOMMENDED BUT NOT REQUIRED		Date: (MM/DD/YY)	
HPV (Quadrivalent or Bivalent) <input type="checkbox"/> CERVARIX or GARDASIL <input type="checkbox"/> GARDASILS		1) ____/____/____	2) ____/____/____
Hepatitis A		Date: (MM/DD/YY) ____/____/____	
Meningococcal B Vaccine (MenB-4C OR MenB-FHpb)		Date: (MM/DD/YY) 1) ____/____/____ 2) ____/____/____ 3) ____/____/____	
Varicella <input type="checkbox"/> had disease <small>(One dose one month apart for adults with no history of the disease)</small>		Date: (MM/DD/YY) 1) ____/____/____ 2) ____/____/____	OR Titer (Attach Copy)

This form will not be accepted if not signed by a health care provider.

**HEALTH CARE PROVIDER SIGNATURE** (Dr., Nurse, NP, PA, DO)

Printed Name: \_\_\_\_\_ Phone: \_\_\_\_\_

Address: \_\_\_\_\_ Date: \_\_\_\_\_

Reviewed: \_\_\_\_\_ Reviewed by: \_\_\_\_\_ Notified: ☐ Compliant ☐ Non-Compliant

## Be well, stay well and do well.

Having all of the recommended immunizations will help protect you from many major illnesses. Washing your hands frequently, not sharing drinks and keeping your room relatively clean will also help you stay well. But if you do get sick, the University Health Center has a nurse's line to help you decide if you need to make an appointment, utilize the Self-Care guides available online or seek immediate treatment.

**As a new JMU student**, you are required by state law to submit specific information about immunizations. JMU does not require a physical exam, but you must comply with the immunization requirements. Therefore, it is mandatory that you complete the following by the deadline:

- Go to *The One Book* website and click on the *Immunization Form* step. Print the form and have it completed and signed by a healthcare professional. If a different immunization form is used by your healthcare provider or you have a completed one from another college or university, it will be accepted in lieu of the JMU form.
- Log in to your MyJMUHealth account ([www.jmu.edu/healthcenter/myjmuhealth](http://www.jmu.edu/healthcenter/myjmuhealth)) to upload a scanned copy of your completed and signed immunization form, as well as a copy of your health insurance card (front and back). Most home printers also have a scanning option. Scan, then save your documents as PDFs. Upload the PDFs into MyJMUHealth, just like attaching a document to an email. All scanned documents must be in a PDF format.
- While in your MyJMUHealth account, complete the required TB Assessment (four questions) and the brief Health History (four questions) under the forms tab.

This step is a requirement for attendance at JMU and you are not considered compliant until a JMU Health Center staff member has verified the information. You will receive email confirmation or further instructions in a secure message accessed through your MyJMUHealth account. Please check your JMU email for communication from the Health Center.

Failure to complete the *Immunization Form* step will result in a nonrefundable \$50 fine and you will not be able to make changes to your class schedule or enroll in any classes in future semesters.



**The University Business Office** is where you'll find everything you need to know about tuition and fees, room and board, payment options, due dates, etc.

## Statement and payment information

Madison Money Manager provides you and your family with instant access to your student account details. Access your statement through MyMadison and set your family up as authorized users in the M3 system. They will then be able to view your student account statements and activity. You, and all your authorized users, will receive an email when a statement is ready to be viewed and paid.

You will need to set up your authorized users in M3 before the step deadline to ensure that everyone is notified of the initial fall statement. You will receive an email for fall charges around Aug. 1. All account activity occurring, i.e. new charges, payments, and adjustments, after the statement is processed will be available in M3.

## Access for Authorized Users

It's easy for you to set up access for your family, or anyone else who needs to see your account statement for payment purposes. You will set them up by selecting "add new," creating a username, entering their email and then saving this information to M3. The new authorized user will be emailed directions to complete enrollment to start receiving notifications of your statements.

## Payment options

Charges not covered by financial aid or the installment payment plan are due in full by the first Friday of the semester. Your student account charges can be paid in person at the cashier counter, by mail or through M3. You may pay through M3 with a free electronic check or a credit card. There is a service charge when using a credit card for payment.

## Installment payment plan

If you would like to pay your education expenses monthly, use that payment option offered through M3. The payment plan is available for a small enrollment fee. Enrollment for the upcoming year begins in June.

This payment option allows the payment of tuition, on-campus room and board charges in monthly installments. The plan must be established before the beginning of the school year. The student account is considered paid when the budget is sufficient to cover the tuition for both fall and spring semesters. For help determining a budget, contact the UBO.

## Scholarships

All outside scholarships should be mailed to UBO for processing and should include the student's full name, Social Security Number or student ID number for proper identification.

## Refunds

Grants, loans and scholarships are credited to student accounts in the order that the university receives them. After all charges are paid, refunds are generated automatically for financial aid and upon request by the student on personal payments. Make sure your refund gets to you by making a refund selection with BankMobile.

All JMU refunds are processed by BankMobile. After Orientation, you will receive a green envelope from BankMobile in the mail. You will use that information to choose how you would like to receive your refunds. Plus loan refunds are automatically mailed to the parent unless otherwise noted on the loan application.





# Financial Aid

**All students** interested in federal aid must complete the *Free Application for Federal Student Aid* and submit it to the federal processing center via [www.fafsa.gov](http://www.fafsa.gov). To receive priority financial aid consideration the FAFSA must be received at the federal processor by March 1, prior to the academic year you will be attending. Please visit [www.jmu.edu/financialaid](http://www.jmu.edu/financialaid) for additional information regarding financial aid.

## Preliminary award notice

Preliminary financial aid award notices are emailed to qualifying students prior to May 1.

The email used for this notice is the same one used by Admissions to communicate the student's acceptance, and will include instructions on how to view your Preliminary Award Letter in the Applicant Center. These are estimated financial aid packages, not official, as they are developed based on the FAFSA without verification being conducted to ensure the accuracy of the application.

After May 1 all preliminary financial aid packages will be canceled and FAFSAs will be verified. If a student's FAFSA passes the verification process without any issues an official financial aid award notice will be sent to the student's JMU email address. This notice will direct students to MyMadison to accept or decline their awards, as well as provide instructions for any additional documents that need to be submitted in order to complete the acceptance process.

## Award notice

The process of sending official financial aid award notices to JMU email accounts generally begins around the end of June. If it is determined that additional information is needed to complete the FAFSA review, then an email will be sent to the student's JMU email address requesting the necessary verification materials. An official financial aid award notice cannot be generated until the documents are received and the review is complete. It is important to reply to these requests for information as quickly as possible to maximize the student's financial aid package.

## Federal Direct Loans

Please note that all students accepting a Federal Direct Loan at JMU for the first time must complete Entrance Loan Counseling and a Master Loan Promissory Note in order to receive their loan funds. Instructions will be given to the student on MyMadison after the loan is accepted.

All parents accepting a Federal Parent PLUS Direct Loan must complete the PLUS Direct Loan Application each year, as well as a Master Loan Promissory Note the first time they accept a Federal Parent PLUS Direct Loan at JMU (for a particular student). Instructions for doing this will be included on the Parent PLUS Direct Loan Award Notice, which is emailed to parents at the email address listed on the FAFSA. The notice is mailed if an email address is not provided.

All students (and parents) are encouraged to review *JMU Terms and Conditions of Financial Aid Consumer Information* at [www.jmu.edu/financialaid](http://www.jmu.edu/financialaid) for more information regarding financial aid and required disclosures.

Visit [www.jmu.edu/scholarships](http://www.jmu.edu/scholarships) for scholarship information. To research student employment opportunities visit [www.jmu.edu/stuemploy](http://www.jmu.edu/stuemploy).



# Scholarships



**There are many** types of scholarships, but they are generally separated into two areas: need-based or merit-based. The best place to look for scholarships is [www.jmu.edu/scholarships](http://www.jmu.edu/scholarships).

To determine your eligibility for need-based scholarships, you must file a FAFSA. You can also contact the department related to your major to inquire about available need-based scholarships.

The major criterion for merit-based scholarships is exceptional academic performance. Other common criteria may be based upon leadership, co-curricular involvement, geographical background, major and career goals. The Office of Admissions awards a limited number of merit-based scholarships for incoming first-year students only. Some other departments also award scholarships to incoming first-year students.

A large percentage of private scholarships received at JMU come from churches, high schools and community service organizations such as the Elks and Moose lodges. Look in your local community for scholarship opportunities. Also, large companies in your area or a family member's employer may be a great source. You may not have to be directly associated with an organization to qualify for a scholarship.

You are required to notify financial aid so that the outside scholarship can be used in calculating your award package. If JMU has met 100 percent of your demonstrated need and subsequently you receive an outside scholarship,

one or more of your financial aid sources may have to be reduced.

If you receive a scholarship that is not listed on your Financial Aid Award Notice, please submit the Supplemental Information Sheet located in the Scholarship section of our website at [www.jmu.edu/financialaid](http://www.jmu.edu/financialaid). Regulations require us to consider this when determining your eligibility. Scholarship checks received with no instructions regarding which term they should be applied will be applied to the term in which they were received.

Outside scholarship checks should be sent to the University Business Office at MSC 3516, Harrisonburg, VA 22807. To ensure proper credit to your account, please ask the donor to include your name, your Social Security Number or student ID number on the scholarship check.

## Deadlines!

Scholarship deadlines can vary. The best place to view the different deadlines is at [www.jmu.edu/scholarships](http://www.jmu.edu/scholarships). Check now! Don't miss a deadline. In general, private scholarship deadlines are usually in the spring semester for the upcoming school year with decisions generally made around the end of the spring semester or early summer.





## Connect before classes begin

**Bond with other new Dukes** while serving the community with Alternative Break – New Dukes. From July 21-28 you'll learn about and address the



needs of New Orleans residents while serving alongside other new students and upperclass student leaders. It all begins with a day-long retreat on campus where you will get a head start on becoming an active citizen. Then you'll board

a JMU bus for your first JMU Alternative Break.

The cost includes leadership, education, travel, housing and most meals. For more information and registration, visit [www.jmu.edu/abp/break-types](http://www.jmu.edu/abp/break-types). Register online by 11:59 p.m. on Sunday, June 17.

**The Madison Orientation Adventure Trip** is a three-night, four-day pre-orientation program. The MOAT experience is designed to give you an opportunity to build social connections with other students and introduce you to the amazing local natural areas surrounding Harrisonburg.

These student-led trips start on Aug. 18 and end on Aug.



21. MOAT participants are able to move into their assigned residence halls early on Saturday. All trips involve primitive camping and additional activities such as rock climbing, hiking, and canoeing. No prior experience is necessary.

For more information and registration, check out [www.jmu.edu/recreation/adventure/moat.shtml](http://www.jmu.edu/recreation/adventure/moat.shtml).

## The world awaits . . .

**Study abroad this summer!** The Study Abroad Office is offering a 3-credit study abroad program to the Dominican Republic specifically for incoming first-year students this July! Travel with other JMU students and faculty, participate in an exciting service learning experience at a local orphanage in Santo Domingo and earn credits all before you officially start at JMU in the fall!

Don't miss out. Learn more and apply at [www.jmu.edu/global/abroad/programs/jmu-dominican-republic-freshman.shtml](http://www.jmu.edu/global/abroad/programs/jmu-dominican-republic-freshman.shtml).



## Get your family involved



**Did you know** JMU has an office exclusively for your family? The Office of Parent Relations is dedicated to offering support and information to your family during this transition. There are also events on and off campus that give your family the opportunity to capture a glimpse into your life as a JMU student. Attending a First-Year Send Off is a great way to meet fellow classmates from your area and talk with current JMU families, alumni and staff. Invite your family to fall into the Madison Experience amidst the excitement of Family Weekend, October 5-7, 2018. For more information on these events and the Office of Parent Relations, visit [www.jmu.edu/parents](http://www.jmu.edu/parents).

# Living at JMU

**We know that your time at JMU is going to be more than just going to classes.**

It's a very exciting time to be entering a new community, but maybe a little overwhelming at the same time. We're here to help all along the way.

You get to choose how you spend your time. Identify your interests and start looking for ways to get connected. By being involved, you are more likely to succeed at JMU.

## In this section

- **Housing Assignment & Roommate Notification,**  
July 31
- **Engaged with ideas and the world**
- **Living at JMU: FAQs**
- **Your residence hall**
- **Getting your mail**
- **Know the code**
- **Dining**
- **AlcoholEdu and Haven,**  
August 17
- **Bleed purple, live green**
- **Technology and textbooks**
- **Transportation station**
- **Ethical Reasoning in Action**
- **The big move**
- **A day in the life of 1787 August Orientation**
- **Doing well academically**
- **Thriving at JMU**
- **Your first week: Get involved!**
- **2018-2019 important dates**
- **Directory**
- **Campus map**





# Engaged with ideas and the world



## Engaging in the learning experience

At JMU, we strive to be a model of engagement through civic, community and engaged learning opportunities to prepare you to be an educated and enlightened citizen who will lead a meaningful and productive life. As you begin your Madison experience, we want you to consider how you will thoughtfully explore your talents and passions to better the world.

We have so much planned for your first year as a JMU student, and it's all designed for you to fully engage in the intellectual and social aspects of community.

Through the three components of engagement, we want you to intentionally choose opportunities to deeply engage in your learning experience to become active citizens at JMU and beyond.

## Your job at JMU? Get an education

Your newfound freedom does come with a price – an immense degree of responsibility to yourself and others. You will never have another opportunity like you have right now at JMU. A world-class education is a life-changing experience, but you only get out as much as you put in. So from the moment you set foot on campus we expect you to be actively engaged in the intellectual life of the university. What does intellectually engaged mean? It means chatting with your hall mates about what you learn in class. It

means talking to professors during office hours. It means pushing yourself harder than you ever have before when you are challenged by a particularly difficult assignment, topic or concept. If you give yourself over completely to the intellectual life at JMU, you will experience the great joy of discovery and also realize new opportunities.

## Maximizing your campus engagement

So, are you ready to jump into the JMU campus community full of a variety of unique experiences and people? Your JMU experience will be a collection of relationships, transitions, challenges and hundreds of ways to engage in outstanding educational programs and a dynamic campus life. There will also be a lot of learning, teaching and growing along the way. JMU is an incredible community because of the opportunity for active participation and engagement in undergraduate research, community organizations, service, leadership roles, meaningful dialogue on societal issues and so much more. Check out Page 47 for lots of ways to be engaged, and consider what is important to you and how you will intentionally contribute to the community. Once you do, you will see why the JMU community is so vibrant.

## Starting now!

Engaging in programs that provide a common experience for every new student helps you understand what is expected of engaged learners and what the JMU community offers. Even before you attend your first class, you will get a glimpse into how you will be challenged to develop ethical reasoning skills, a notable skill of JMU graduates. During 1787 August Orientation you'll engage in *It's Complicated* (see Page 43) to discuss a thought-provoking situation designed especially for you.

# Housing Assignment & Roommate Notification

AVAILABLE ON



**On July 31** you will find out about your room assignment and roommate – something we know you’ve been waiting for all summer. You can get more details about your new life at JMU; you’re only a few clicks away from learning about your new life at JMU.

## Your roommate(s)

Here’s a suggestion for how to meet your new roommate: Before you get your roommate’s name, write a short bio of yourself. That way you’ll have something to send when you learn who your roommate is.

What should you write? That’s entirely up to you, but some ideas might include:

- What you did in high school
- Your favorite music
- What you like to eat
- What you like to do for fun

Rest assured that you’ll have at least one thing in common with every other first-year student: You are all worried about what life with a roommate will be like!

It makes sense that this sudden change in lifestyle may be a challenging transition. Ninety-two percent of JMU first-year students report they are compatible with their assigned roommate, so chances are great that your experience will be

positive! Imagine the possibilities ... good times to share, a new circle of friends and maybe even some friendships that will last a lifetime.

## Roommates and social media

We recommend that you call your new roommate(s) before checking their profiles. These profiles don’t always provide the most accurate information. You know the old saying: “You can’t judge a book by its cover.” Well, the same goes for roommates. Don’t judge a roommate by information found on social media!

## Contact your roommate!

Touch base with your roommate so you can plan for your room. You’ll have a better idea of what to buy, you won’t waste your money and you’ll have more room without two of everything. You’ll also make a new friend in the process.

Find out who is bringing what or bring the basics and shop together once you are here. Check out Page 35 for a list of what to bring and what to leave behind. Log in to *The One Book* website to view your:

- Move-in date
- Hall assignment and room number
- Roommate’s contact information



# Living at JMU: FAQs

## I just got my room assignment. Can I get specific information about what my space looks like?

Because there are more than 3,000 rooms on campus, it is impossible to provide information about specific rooms. However, you can see 360 degree tours and more at [www.jmu.edu/orl](http://www.jmu.edu/orl). Virtual tours of all residence halls include a 3D interactive tour of the space, information about the residence hall, a layout diagram of a room and basic furniture dimensions.

## May I change my housing assignment?

Students can fill out a Room Change Request Form using the Online Housing System beginning Aug. 27. There is a three-week period at the beginning of each semester when room changes are not authorized. This time is allotted for all students to properly check in and for those students who decide not to attend to notify the university.

Requests are considered on a first-come, first-served basis as space becomes available.

## My sibling and I are both going to be new Dukes this year. Can we have the same move-in date?

If you are coming to JMU with a sibling contact the Housing Office by June 15 to discuss any particular housing requests.

## What sort of security does JMU have for the residence halls?

All exterior hall doors are locked 24 hours a day, seven days a week. Your JACard is your front door key to your residence hall. More information on hall safety will be provided on move-in day.

## Do all halls have wireless Internet?

Yes, all of our residence halls have wireless service available. Service is provided through a contract vendor at [www.myresnet.com](http://www.myresnet.com) and requires residents to create an account and register their devices (computers, phones or tablets). You may register up to seven devices at no additional cost. Registration may be completed once you have your room assignment.

## Where will I do my laundry?

JACard-operated laundry facilities are located in or near each residence hall. You should bring laundry detergent and a basket or bag. Laundry Machines use FLEX or quarters.

## What do I do with my trash?

There is a designated trash area/room in or near each residence hall where students may properly dispose of trash and recyclables.

## Who is responsible for cleaning my room?

Each student is responsible for cleaning his or her own room. Vacuum cleaners are available in each residence hall. Bathrooms that are not accessible to our housekeeping staff must also be cleaned by those residents sharing the bathroom. If a community bathroom is accessible from a public hallway, it will be cleaned by our housekeeping staff on a regular basis.

## Do the residence halls support wireless printing?

No, residents are encouraged to bring a printer that connects via Bluetooth or USB plug in.

## Is there a telephone in my residence hall room?

There are no telephones in the residence hall rooms. Courtesy phones are located in all halls for local phone calls. For more information about requesting an individual residence hall room phone go to [www.jmu.edu/telecom/telephone/student.shtml](http://www.jmu.edu/telecom/telephone/student.shtml).

## Will I get cable television service in my residence hall room?

Yes, at no extra charge. However, your TV must accept a digital signal. Residence hall lounge area TVs are connected to cable, too.

## I've been assigned to a building that does not have air-conditioning. Can I bring my own air conditioner?

No air conditioners of any kind are permitted in the residence halls. If you need air-conditioning because of health needs, you will need to submit a Housing Accommodation Request by May 18.

## What will my mailing address be and what about large packages?

See Getting your mail on Page 36.



## What will happen to my mail during summer break?

You should leave a forwarding address with JMU Mail Services any time you leave JMU for more than one month. Otherwise, your mail may be returned to the sender.

## Are my personal belongings insured?

The university cannot be held accountable for loss, damage or theft to any student's personal property. All students are encouraged to carry their own insurance coverage. Your family's homeowner or tenant insurance may provide coverage. Or you can arrange for personal property insurance through a private agency.

## What about pets?

Fish are the only pets allowed in residence halls. On-campus life just isn't compatible with pet ownership. Many of your fellow students are allergic to animals and even the most well-cared-for animals carry parasites such as fleas, ticks and mites.



### What you should bring

This is a list of items that you are most likely to need at JMU. You may not need all of them, because some will depend on your lifestyle choices (such as whether you have a bicycle or not) and some will depend on which residence hall you have been assigned to (such as whether you need a fan). We encourage you to talk to your roommate(s) about items that you can share with each other. Also, keep in mind that it might be better to wait until after you get here to buy certain items since you will have a better idea of what you need.

- Alarm clock
- Backpack
- Bicycle with a durable lock (there's a bike rack outside each residence hall)
- Coffeemaker with automatic shut-off
- Desk lamp
- Extra-long twin bed sheets, pillow(s), blanket(s)
- Fan(s)
- First aid kit
- Flashlight
- Hair dryer
- Hangers
- Laundry basket and detergent
- Message board
- Optional computer Ethernet cable (25 feet)
- Personal toiletries
- Posters (Use thumbtacks for drywall or white putty for cinder block. 3M products are only allowed on cinder block.)
- Postage stamps, envelopes, paper, etc.
- Power strip with circuit protection
- Refrigerator (5 cubic feet or smaller)
- Reusable water bottle
- School supplies
- Sewing kit
- Shower shoes
- Small bucket or basket for shower items
- Towels and washcloths

### What to leave behind

To ensure the safety of all our students, JMU prohibits the use of the following items in residence hall rooms:

- Air conditioners
- Appliances with open heating elements
- Bed risers with electrical outlets in the base
- Black lights
- Candles
- Curtains and valances that have not been treated and tagged as fire retardant
- Desk lamp with outlets in the base
- Extension cords, cube adapters
- George Foreman grills
- Guns, including paintball guns or any form of BB gun
- Halogen lamps
- Incense
- Knives
- Microwaves
- Pets (except fish)
- Room heaters
- Toaster ovens
- Toasters
- Weapons, including replicas
- Wireless routers and hubs

Find out more information about making your room your home at [www.jmu.edu/orl/move-in](http://www.jmu.edu/orl/move-in).



# Your residence hall

## We cover all the basics!

### All rooms have:

- 24-hour emergency maintenance services
- Beds – bunkable and adjustable
- Chest of drawers
- Closet or wardrobe
- Desks with chairs
- Mattresses 36"x80" (twin extra-long)
- Recycling bag
- Tiled floors. There are a few carpeted rooms throughout campus. You will be notified if you have been assigned to a room with carpet.
- TV cable hookup – one per room
- Window blinds or shades
- Wireless and wired Internet

### All halls have:

- Emergency phones
- Fluorescent lighting
- Kitchen
- Laundry
- Recycling area
- Study lounge
- TV lounge
- Vacuum
- Vending area



**Most first-year** students bring way too much with them. Keep that in mind as you make your packing list. Be ready to leave some of the stuff at home after you've touched base with your roommate(s).

## Making your room your home

Coffee pots with automatic shut-off, desk lamps, digital cable-ready televisions and UL-approved hot pots are all fine to bring with you, but coordinate with your roommate first so you won't have two of everything. All appliances not plugged directly into a wall receptacle must be plugged into a power strip with built-in circuit protection. Regular extension cords and cube adapters are not permitted.

## Your bed

Your mattress is twin extra-long and measures 36 inches by 80 inches. Most standard fitted sheets are too short so you'll need twin extra-long sheets.

## Carpet

Most of our bedrooms are not carpeted, so you may want to consider purchasing a carpet or bringing some small rugs.

## Lofts

We encourage students who build lofts to incorporate the spring section of the bed into their loft. The spring section is 3-feet 1-inch wide and 7-feet 1-inch long. ORL has prepared an outline of general information on lofts and their use in residence halls. You can find this information at [www.jmu.edu/orl/move-in](http://www.jmu.edu/orl/move-in). Please bring your own hammer, screwdrivers, an adjustable wrench and any other necessary tools. Storage space for bed parts in residence halls is not provided. At no time may lofts be stored in campus buildings.

## Refrigerators

Due to space limitations and electrical demand, only one refrigerator is permitted per single or double bedroom. Rooms with three residents are allowed two refrigerators. Refrigerators may not exceed 5 cubic feet, total capacity.

# Getting your mail

**Each residential** student is assigned a box at the JMU Post Office located in Madison Union. Students can access their box number and combination through MyMadison after Aug. 4. Your housing address and mailing address are different. Personal mail, magazines, packages, etc. should be sent to your mailing address. There is no direct mail delivery service to the residence halls. The post office in Madison Union accepts packages on behalf of students. An email notice is then sent out to notify the student about their delivery. Courier service is available for a fee upon request for packages too large for student pickup.

If sending medicine and items needed for guaranteed delivery please use an overnight carrier and not USPS. Next Day Delivery through carriers such as UPS and FedEx is guaranteed delivery to our site. USPS Next Day Delivery may just be delivered to the local USPS office and require an additional day for us to take physical possession of it.

Due to an extremely high volume of packages at the beginning of each semester, please allow an extra day or two for receiving and processing packages. For faster service, consider sending packages so that they arrive a couple of weeks prior to you. This way they will be processed and waiting for you.

Contact Mail Service at (540) 568-6257 for further information.



In order to avoid further mail or package delivery delays, student mail and packages must be addressed:

Student Name  
800 South Main St.  
JMU Box #####  
Harrisonburg, VA 22807

# Know the Code

## Office of Student Accountability and Restorative Practices

Our goal is to educate the campus community about policies, community standards and their responsibilities as citizens of JMU and Harrisonburg, while considering the safety of the entire JMU community. We support JMU's mission by developing and upholding university standards with cooperation from students, faculty and partners in order to promote accountability, student development and the restoration of the individual and the community.

### Who is considered a student?

The term "student" includes all persons who have paid a deposit for admission or are currently taking courses at the university, either full-time, part-time, pursuing credit and/or continuing education studies sponsored by the university, up to and including any graduation or completion date.

### Policies

It is your responsibility to know and follow federal, state and local laws as well as JMU policies. The Student Handbook ([www.jmu.edu/handbook](http://www.jmu.edu/handbook)) contains all university policies and explains the campus accountability processes, as well as the process used to address allegations of sexual misconduct. It is important to note that processes and policies can change; the information in the online Handbook is the most up-to-date version used by OSARP.

### Strategies for alcohol and drug violations

OSARP uses four strategies for alcohol and drug violations, which include Three Strikes, Parental Notification, Off-Campus Adjudication and Enlightened Citizen Amnesty Process, also known as ECAP. For more information on these strategies, please refer to the Alcohol/Drug Strategies and Resources section of the JMU Student Handbook.

### How will a student be notified that they are being charged with a violation?

OSARP will send an email to the student's JMU email address notifying of the charge. The student will then make an appointment with a Case Administrator to discuss the case; the documentation received by OSARP will be reviewed with the student and the student will share their perspective on the incident. The Case Administrator will then determine if the student is responsible for violating the policy.

### Think before you post!

Online communities like Facebook, Instagram and Twitter provide great forums to stay in touch with friends, meet new people, share pictures and uniquely express yourself. However, it is important to know that items posted to social media can be used as evidence in the criminal and campus accountability processes.

### Restorative practices

OSARP also uses restorative practices as a way to address conflict and harm. We work with those who have been impacted by harm or involved in a conflict to discover a way to repair the harm or address the conflict to the best extent possible. This approach allows individual growth, while promoting community and empowering participants to provide solutions.



**Please refer to our website ([www.jmu.edu/osarp](http://www.jmu.edu/osarp)) or call 540-568-6218 with any questions or for more detailed information.**





**We know that dining** is an integral part of campus life and see each day as an opportunity to serve delicious food, host great events and provide an overall memorable dining experience. Convinced that nutritious food is essential to a healthy lifestyle and strong academics, we build our menus with health in mind and make eating a well-balanced meal an easy choice.

## Meal Plans

Students living on campus are required to purchase a meal plan that contains a set amount of Punches to allow entry into all-you-care-to-eat dining halls and Dining Dollars to purchase food à la carte at retail dining locations. Dining Dollars GOLD can also be added for additional spending. Personal eating habits, class schedule and leisure activities should all be considered when choosing a meal plan.

## Residential Dining (All-You-Care-to-Eat)

Two dining halls provide variety and value for students. Each location takes all-you-care-to-eat dining to the next level, boasting an array of house-made specialties, from traditional to innovative. Both cater to special diets, featuring allergen solutions and vegan stations alongside numerous vegetarian and healthy options.

- **Opening in the fall, West Campus Dining Hall** is a testament to the evolving landscape of JMU Dining. It includes three transformation kitchens, offering a revolving lineup of culinary trends, international flavors and student favorites. A separate pantry offering an assortment of specialty products to fit dietary needs is available with a JACard for students with food allergies or medically prescribed diets.
- **East Campus Dining Hall** is divided into ten distinct food stations, each with its own theme and rotating menu selections.

## Retail Dining

In addition to our dining halls, a variety of food courts, national brands and local retail dining concepts can be found across campus. Each location offers healthy à la carte specials, including plant-based selections and options for those with special dietary needs.

## Special Diets

We pride ourselves on providing the information and knowledge necessary for students with food allergies, celiac disease and other medically-prescribed diets to make informed food choices in our dining locations. We ensure all dining employees undergo a certified allergy training. To learn more about our special diets program, reach out to our registered dietitian at (540) 568-5731.

## All-You-Care-to-Eat

East Campus Dining Hall  
West Campus Dining Hall

## Convenience

Chips  
EnGeo/ISAT Express Market  
Jemmy's Corner Market

## Food trucks

Fueled  
Nacho Papi's  
Starbucks®

## National brands

Auntie Anne's®/Carvel®  
Chick-fil-A®  
Dunkin' Donuts®  
EcoGrounds® by Java City®  
Freshens® Fresh Food Studio  
Java City®  
Qdoba®  
Starbucks®  
Steak 'n Shake®  
Subway®

## Retail

Bistro 1908  
Corner Bistro  
D-Hub Food Court  
Festival Food Court  
Madison Grill  
Market 64 Food Court

**At JMU** we are deeply committed to the health, welfare and success of all of our students. That is why we have strategically implemented research-based prevention services necessary for you to make healthy choices regarding alcohol, other drugs and relationships. As part of these services, we require all incoming students to complete AlcoholEdu and Haven, online alcohol abuse and relationship violence prevention programs. Both programs create a highly personalized experience with the assurance of confidentiality and can be completed at your convenience over a three-week period. There are two parts of each program. Part 1 will be available starting July 20. Be sure to check your JMU email for instructions on how to access the programs. The deadline for completing Part 1 is August 17. Approximately 30-45 days after completing Part 1, you will receive an email about completing Part 2. By completing both parts of AlcoholEdu and Haven by Dec. 1 you will avoid an enrollment hold.

## AlcoholEdu

Whether you choose to drink or not, AlcoholEdu will empower you to make well-informed decisions about alcohol and other drugs and respond to the drinking behaviors of peers.



Instructions about Part 2 of each program will be emailed later in the fall semester.

## Haven

While exploring the issues of sexual violence, you will learn more about healthy relationships, consent and how to create and support a safe campus.


We are confident AlcoholEdu and Haven will aid you in your transition to college as you adjust to a new environment and new expectations.

## Bleed purple, live green

**JMU demonstrates** our commitment to environmental stewardship through academics, engagement, operations and planning and our efforts have received recognition. For example, JMU is included in *The Princeton Review's Guide to 375 Green Colleges: 2017 Edition* and the campus has earned Governor's Environmental Excellence Awards. Importantly, environmental stewardship is part of our culture and strategic plan.

Choose from numerous opportunities to learn, think critically and contribute:

- ♦ Join environment- and sustainability-related clubs and organizations. See <https://beinvolved.jmu.edu/organizations>.
- ♦ Participate in the many environmental issues-focused events and activities that JMU hosts.
- ♦ Get involved in environment-related service-learning and study abroad experiences through Community Service-Learning and the Center for Global Engagement.
- ♦ Enroll in a sustainability course. Explore JMU's environment-related majors, minors and concentrations at [www.jmu.edu/environment](http://www.jmu.edu/environment).
- ♦ Take the campus environmental stewardship tour. Discover courses and student projects that use the featured facilities at [www.jmu.edu/stewardship/tour](http://www.jmu.edu/stewardship/tour).



- ♦ Explore JMU's environmental stewardship goals and initiatives.
- ♦ Consider how environmental stewardship is and can be integrated into our lives.
- ♦ Collaborate with faculty and fellow students. Competitive scholarships and conference presentation support are available for students in any major who are engaged with environmental service, activities and/or research.

For more details, visit the Office of Environmental Stewardship and Sustainability at [www.jmu.edu/stewardship](http://www.jmu.edu/stewardship).



# Transportation station

**Access information** about bus schedules, regional transportation, ride sharing, car rentals, biking and walking, parking and more at [www.jmu.edu/transportation](http://www.jmu.edu/transportation).

## Parking

First-year students are not allowed to have cars on campus. For information on visitor parking, go to [www.jmu.edu/parking](http://www.jmu.edu/parking) or call Parking Services at (540) 568-3300.

If you need a car, check out Zipcar.

Rental cars are available to students 18 years or older. Rates include fuel, insurance and EZ pass.

## Bus service

Harrisonburg Transit provides free bus service to JMU students. You can ride the bus to get around campus or to the mall, movies, shopping, etc. The buses run from 7:30 a.m. until around midnight, with reduced schedules on weekends.

The schedules are available at [www.hdpt.com](http://www.hdpt.com). To get familiar with the transit system visit Bus

Finder where you can enter your origins and destinations and Bus Finder will show you the current routes and schedules that apply. For real time bus arrival times at any bus stop download the free app MyStop or go to the HDPT website.

## Biking

It is strongly recommended that you register your bike with JMU Public Safety in case you leave it on a bus, or it is stolen. Campus residents must register their bicycles and affix the issued numerical decal to the bicycle.

## Transportation to and from JMU

Now that we've made you leave your car behind, you're probably wondering how you're going to get to and from home, visit friends or entertainment venues. Here are some options:

Home Ride of Virginia provides bus coach service each weekend, including breaks. One route goes to the Vienna Metro station where you can take the Metro to Amtrak's Union Station or Reagan National Airport; the other route goes to Charlottesville, Richmond, and Hampton. Tickets can be purchased at the bookstore.

At breaks, the Valley Connector serves the regional airports, and Break Shuttle and College Transit both offer bus services to cities in Maryland, Pennsylvania, New Jersey, New York and also to Washington, D.C.

You can also use Zimride, where you can ride with other JMU students who offer rides.



## Helpful links

<a href="http://www.amtrak.com">Amtrak: catch the train in Staunton, Va.</a>	<a href="http://www.amtrak.com">www.amtrak.com</a>
<a href="http://www.bwiairport.com">Baltimore/Washington International Airport</a>	<a href="http://www.bwiairport.com">www.bwiairport.com</a>
<a href="http://www.breakshuttle.com">Break Shuttle</a>	<a href="http://www.breakshuttle.com">www.breakshuttle.com</a>
<a href="http://www.busfinder.jmu.edu">Bus Finder</a>	<a href="http://www.busfinder.jmu.edu">www.busfinder.jmu.edu</a>
<a href="http://www.gocho.com">Charlottesville/Albemarle Airport</a>	<a href="http://www.gocho.com">www.gocho.com</a>
<a href="http://www.collegetransit.com">CollegeTransit</a>	<a href="http://www.collegetransit.com">www.collegetransit.com</a>
<a href="http://www.metwashairports.com">Dulles International Airport</a>	<a href="http://www.metwashairports.com">www.metwashairports.com</a>
<a href="http://www.hdpt.com">Harrisonburg Transit</a>	<a href="http://www.hdpt.com">www.hdpt.com</a>
<a href="http://www.homeride.com">Home Ride</a>	<a href="http://www.homeride.com">www.homeride.com</a>
<a href="http://www.metwashairports.com">Reagan National Airport</a>	<a href="http://www.metwashairports.com">www.metwashairports.com</a>
<a href="http://www.flyshd.com">Shenandoah Valley Regional Airport</a>	<a href="http://www.flyshd.com">www.flyshd.com</a>
<a href="http://www.shenvalleycommuters.com">Valley Connector</a>	<a href="http://www.shenvalleycommuters.com">www.shenvalleycommuters.com</a>
<a href="http://www.catchthevabreeze.com">Virginia Breeze</a>	<a href="http://www.catchthevabreeze.com">www.catchthevabreeze.com</a>
<a href="http://www.washfly.com">Washington Flyer: bus service between Dulles Airport and West Falls Church Washington Metro Station</a>	<a href="http://www.washfly.com">www.washfly.com</a>
<a href="http://www.wmata.com">Washington Metro</a>	<a href="http://www.wmata.com">www.wmata.com</a>
<a href="http://www.zimride.com/jmu">Zimride</a>	<a href="http://www.zimride.com/jmu">www.zimride.com/jmu</a>
<a href="http://www.zipcar.com/jmu">Zipcar</a>	<a href="http://www.zipcar.com/jmu">www.zipcar.com/jmu</a>

# Technology and textbooks

## Connecting to the network

JMU's residence hall network gets you connected so you can access your email, the web and other resources from your room. There is wireless access for up to seven devices per occupant. The installation of personal routers and hubs is prohibited in residence halls because of the high probability of interference and security issues. For more information about residence hall network access, visit the Quick Start website.

## How do I get answers to my computing questions?

Contact the IT Help Desk at (540) 568-3555, [helpdesk@jmu.edu](mailto:helpdesk@jmu.edu) or visit [www.jmu.edu/computing/quick/student.shtml](http://www.jmu.edu/computing/quick/student.shtml), for assistance with the following:

- Computing labs, locations and hours
- Departmental computer recommendations
- JMU e-ID
- JMU email
- MyMadison
- Microsoft Office and other software
- Cable television and telephone service
- Network and wireless information

## Should I bring my computer from home?

Yes! But in order to work on the JMU network, your computer must meet minimum specifications listed on the Quick Start website. Your computer needs to gear up for the transition, too. It's time to eliminate spyware, Internet accelerators and other programs on your computer that may adversely affect performance or functionality of internet sites. Simply put, special care of your computer will aid your success. Go to the Quick Start website and follow the StartSafe guidelines for safe computing and download anti-virus and spyware detection software to scan your computer.

## Don't have your own computer? Don't panic!

More than 600 Windows and Macintosh computers are available in computer labs throughout campus; two labs are open 24/7. Three assistive technology labs are also available. All labs offer a wide variety of up-to-date software and laser printing (debited from your FLEX account) to provide students with technology resources needed for preparing assignments, conducting research and other academic-related needs. For hours of operation and locations, visit the Quick Start website.



## Windows or Mac?

Both Windows and Mac computers are used at JMU. The choice between these two types depends on your personal preference and field of study. For example, students majoring in media arts and design primarily use Mac computers. Students majoring in business or engineering primarily use Windows computers.

## Can I purchase a computer from the JMU Bookstore?

The Madison CyberZone at the JMU Bookstore offers computer systems, software and peripherals at special academic pricing. Our Apple and Dell computer systems are configured to meet JMU network and academic guidelines. We can also provide you with the academic departmental computer and software recommendations by major. We partner with JMU Information Technology and academic departments to make sure all our computer systems meet your class requirements and receive on-campus warranty service. Our systems meet or exceed JMU Information Technology's recommended specifications.

Hardware warranty repair is offered through the Madison CyberZone. For hardware warranty repair information, call the Madison CyberZone at (540) 568-3989 or visit the Quick Start website.







JMU Bookstore Computers include	Apple	Dell
At least 3-year on-campus hardware warranty support (Laptop batteries are considered consumable and are typically covered for only one year. Visit <a href="http://www.jmu.edu/bookstore/computers/faq.shtml">www.jmu.edu/bookstore/computers/faq.shtml</a> )	✓	✓
On-Campus Accidental Damage Repair (AppleCare+ for Mac) (Dell CompleteCare)	✓	✓
Loaner Program (The CyberZone has a limited number of loaner laptops available while your computer is being serviced)	✓	✓

## We have you covered

The Madison CyberZone at the JMU bookstore is an Apple Authorized Service Provider and Dell computer warranty repair center, providing both in and out of warranty repair. These services include:

- Testing, diagnosis and replacement/repair of Apple and Dell systems
- Accidental Damage repair under AppleCare+ for Mac
- Accidental Damage repair under Dell's CompleteCare
- Facilitating shipping for Dell's Mail-in warranties
- Limited out-of-warranty support for other brands of computers

## Textbooks for your academics

Textbooks are important to your academic success. The JMU Bookstore provides all textbooks, supplies and software to complement your academic experience. Faculty and staff have already informed the bookstore of the textbook and software needs for your classes.

Once you enroll in your classes, you'll be able to pre-order your textbooks. Textbooks are available in three different formats: traditional, rental (Rent-A-Text) and digital textbooks. Rent-A-Text and digital textbooks are available for select titles only. Those select titles are marked online and on the book's shelf tag. Use the table to help decide which format is best for you.

Visit [www.jmu.edu/bookstore](http://www.jmu.edu/bookstore) for more information on textbook purchases, rentals and downloads. For even more convenience, log in to your MyMadison account, go to your class schedule and click on the Buy My Books link. Once there, you will automatically be linked to all the books you need for your classes through the bookstore.

The JMU Bookstore also offers an in-store textbook Price Match Program. If you find a lower price for the exact same textbook from select competitors within seven days of purchase, we will refund the difference to a gift card. Visit [www.jmu.edu/bookstore/pricematch](http://www.jmu.edu/bookstore/pricematch) for complete details.

Textbook Type	Traditional	Rent-A-Text	Digital Textbooks
Media Format	Hardcopy	Hardcopy	Digital
Usage Period	You own it	1 Semester	1 Semester/You own it
Re-sellable	Depends on demand and condition of book	No	No
Price	New: Standard Used: Save 25%	Save 40-80%	Save up to 60%
Take Notes and Highlight	Yes	Yes	Yes
Requires computer	No	No	Yes (or tablet)
Requires Internet Access	No	No	Yes

# Ethical Reasoning in Action



JMU's ethical reasoning program aims to prepare you to:

- Reflect, not just react, before making a decision.
- Question your quick moral judgments before taking action.
- Discuss ethical issues with your classmates, professors and campus leaders.
- Think about big questions that may not have clear right or wrong answers.
- Connect with other students who have diverse opinions and experiences.
- Use the Eight Key Questions as a tool for ethical decision-making now and later.

## What distinguishes JMU's program?

Ethics are taught all around us. We learn them from parents, peers, religious authorities, mentors and in college courses. In traditional ethics education, moral concepts are unpacked, ethical theories introduced and case studies analyzed. JMU's Ethical Reasoning in Action instead begins with a distinguishing question: How can we make better ethical decisions? Answering this personal improvement question leads us beyond determining the moral merit of another's actions to investigating how we decide to act.

## Life is complex ... and *It's Complicated*

Ethical Reasoning in Action has the potential to change the way we engage with the complex questions we face in our personal, professional and civic lives. It's fairly easy to identify poor ethical decisions. More difficult to recognize is that our own decision-making skills can be improved. As is true with critical thinking and effective writing, we overestimate our ethical reasoning abilities. The reality is, we make ethical mistakes, some of them serious.

In your introduction to ethical reasoning at JMU, you will experience *It's Complicated*, a thought experiment designed especially for first-year students. During 1787 August Orientation you will use the Eight Key Questions

ethical reasoning framework to explore the ethical considerations of a situation and determine the best course of action. You will quickly discover that most issues are not as simple as they seem.

Even everyday choices we make can have unintended and potentially far-reaching effects on ourselves and others. *It's Complicated* and subsequent ethical reasoning education will help you make these decisions at JMU and beyond.

## What to expect now and later

At Summer Springboard, you will receive instructions on how to access the *It's Complicated* website. Watch the video and respond to the questions before you arrive for 1787 August Orientation. *It's Complicated* is one of your first chances to acclimate your mind to rigorous college-level thinking, since you'll be discussing a complex issue with other first-year students and a facilitator during 1787.

Ethical reasoning skill development continues throughout your JMU career. Seek programs in both academic and student life settings that will challenge you to look beyond the moral merit of others' actions to your own actions and decision making.



# The big move

## Get ready

Where did the summer go? Are you excited yet? Just think about it. Every day that passes you are one day closer to JMU.

You have a full schedule ahead of you, so your family's departure will help you start your JMU adventure. Family members should plan to leave campus following move-in to allow you time to adjust to living on your own.

## Moving day

The move-in date for most first-year students is Tuesday, Aug. 21 or Wednesday, Aug. 22. Dates are determined by your assigned floor and building. Reach out to our office by June 15 if you require a specific date. It's important that you use the driving directions provided for your

building, so you can leave the GPS off for this trip to campus! You can find hall-specific directions at [www.jmu.edu/orl/move-in/directions.shtml](http://www.jmu.edu/orl/move-in/directions.shtml). When you get close to Harrisonburg, tune in to 1610AM – the JMU radio network – for updates on traffic conditions.

## Your arrival

Move-in days are very busy and traffic will be heavy all day. We do our best to keep the lines moving and make things easy for you and your family, but be prepared to wait a little while and have a little patience. There will be lots of JMU staff members working together to keep you excited about beginning your college career and making

JMU your home for the next few years. You'll especially enjoy meeting the RAs and FROGs. They will help make your arrival and adjustment to Madison better and easier.

## First things first: Get your keys

When you arrive on campus you will be greeted by a helpful staff member who will welcome you and you'll pick up your keys at your assigned residence hall. You'll need to show some form of identification to receive your keys.

## Make it easy on yourself

Live within a three-hour drive of JMU? Bring just the essentials along with enough clothes to last 14 days. After a couple of weeks, you can either pick up the rest of your



**We discourage bringing trailer attachments or rental moving trucks to campus, as our ability to accommodate parking is extremely limited.**

things on a trip home or when your family comes to visit you. By that time, you'll have a good idea of what you really need from home and what can realistically fit into your room. Also, remove new items from cardboard packaging at home and recycle them. This will make your move trash free!

## From the car to your room

Driving and unloading on sidewalks, especially in the Village area, is only allowed during designated move-in days. Everyone will want to park as close as possible to his or her hall, so unload as quickly as possible. Then, park the car in a designated parking lot.

## Are carts or hand trucks available?

Hand trucks or carts are not provided for move in, but they can be helpful. Bringing a dolly, handcart or wagon from home may make moving in much easier.

## Double duty

Remember that you have to find a place for what you bring into your room. You can fold and easily store soft luggage, and many students find that trunks are great as a storage space-saver. Don't forget to label items with your name, building and room number.

## Can't get the car door closed?

For move-in purposes only, you may have trunks and large boxes shipped to:

University Services Building - Warehouse  
181 Patterson Street  
James Madison University  
MSC 7007  
Harrisonburg, VA 22807

Clearly mark all packages with your name, residence hall with room number and your campus mailbox number. Hours for pickup are Monday-Friday, 7:30 a.m. to 4 p.m. The Warehouse is located in the University Services Building, Room 110. Packages will not be delivered to students, they must be picked up. Please call the Warehouse Manager at (540) 568-6450 with any questions.



# A day in the life of 1787 August Orientation



**August 1787** was a huge historical transition! In the heat of the summer, James Madison met his fellow founders in Philadelphia and wrote the U.S. Constitution. Together they worked hard, and the future of the country was forever influenced.

Our August Orientation is called 1787 because August will be a tremendous transition for you, too. By the end of these five hot days, you'll be more prepared for this new part of your life.

This is officially the beginning of your JMU experience ... you'll be moving into your residence hall, reconnecting with your OPA and academic advisor, meeting your FROG, RA and immersing yourself in academic and social programs throughout the week to help you become acclimated to campus. Here's an idea of what is expected of you during this week:

- Attend and actively participate in all events
- Engage in discussions with faculty
- Meet with your academic advisor to prepare for your first week of classes
- Be prepared to discuss your views and opinions about the *It's Complicated* scenario
- Be ready to explore, celebrate, challenge and discuss aspects of diversity

Once you move in to the residence hall, you are expected to be on campus for the duration of 1787 August Orientation.

## How will I meet my FROG group?

Your FROG group will be made up of students who live in your residence hall, or one nearby. You will meet your FROGs and the rest of your group on the same night you move in.

## What's a typical 1787 August Orientation day like?

1787 August Orientation is similar to what you will experience daily during the academic year. Most of the day you will be engaged in academic programs with faculty members and administrators to prepare you for your first semester of college. These programs will prepare you for your first semester of college. Some of the programming is mandatory, including the assessments that are used to understand and improve the quality of the education being offered by JMU. As

a first-year student, you are required to complete a series of tests on Assessment Day. If you do not attend Assessment Day, you will have an enrollment hold placed on your account. For more information, please see [www.jmu.edu/assessment](http://www.jmu.edu/assessment).

## How will I unwind during 1787?

From taking in amazing entertainment to exploring campus resources and chatting with faculty and staff, you'll have a great week. At times you'll be busy (just like your first year at JMU), but there will be time every day to relax.



### 1787 schedule at-a-glance

Tuesday, Aug. 21-Wednesday, Aug. 22

- Residence hall move-in
- University Welcome
- Meet your FROG and residence hall staff
- First-year commuter meetings

Thursday, Aug. 23

- *It's Complicated*
- Academic advising
- Fun with FROGs

Friday, Aug. 24

- Assessment
- Pep Rally
- Incredible entertainment!

Saturday, Aug. 25

- Academic program meetings
- We are JMU
- Block Party in the 'Burg

Sunday, Aug. 26

- Get ready for the first day

Monday, Aug. 27

- First day of classes



# Doing well academically

**JMU wants** you to succeed academically and has the resources to help you do so!

## Residence Life academic support

First Year Involvement Center, located in Huffman Hall's A-section, provides services and programs for first-year students. If you are concerned about any of the following, FYI is the place for you!

- Developing good study skills
- Time management
- Stress and balancing new responsibilities
- Homesickness
- Interacting with your professors



Do you have one little study weakness that is holding you back? Are you worried that your study skills aren't making the cut? Try out one of our focused and interactive Academic Support Instruction sessions! Check out topics like these:

- Time management
- Proofreading and revising papers
- Reading, test taking and study skills
- Learning styles
- College communication

ASI sessions are appointment-based. Call (540) 568-4713 to schedule your appointment.

So you've heard what you're supposed to do to get good grades, but we'll help you actually do it! Are you anxious about your academic transition to JMU? Class load, time management, that sort of thing? F.O.C.U.S.<sup>2</sup> can help! First

years Obtaining Creative Useful Study Skills is facilitated by graduate students to help you learn how to study, stay motivated and make the best use of your time! This five-week class includes hour-long, interactive sessions which focus on topics such as:

- Goal setting
- Time and stress management
- Reading and note-taking skills
- Test taking and study skills
- Learning styles
- Developing positive relationships with professors

Throughout multiple sessions, you will meet with other first-year students in a classroom-type setting to cover the topics above. Get more information at [www.jmu.edu/orl/resident-resources/academic-support-resources](http://www.jmu.edu/orl/resident-resources/academic-support-resources).

## Free tutoring!

The Learning Centers, in the Student Success Center, Suite 1100, provide free tutoring in communication, math, science, writing and other subjects.

- The Communication Center assists with speech preparation and practice ([www.jmu.edu/commcenter](http://www.jmu.edu/commcenter)).
- English Language Learner Services offers academic and cultural support for non-native English speakers ([www.jmu.edu/ells](http://www.jmu.edu/ells)).
- The Science and Math Learning Center provides tutoring for introductory science and math classes ([www.jmu.edu/smlc](http://www.jmu.edu/smlc)).
- Digital Communication Consulting supports students working on digital projects ([www.jmu.edu/digicomm](http://www.jmu.edu/digicomm)).
- The University Writing Center offers writing consultations and resources ([www.jmu.edu/uwc](http://www.jmu.edu/uwc)).

## Learning Strategies Instruction

LSI enhances the educational outcomes of all students through explicit training in various learning strategies. These strategies are based on personal strengths, weaknesses and



specific class demands, and are modified according to academic progress or changing needs. Visit [www.jmu.edu/lsi](http://www.jmu.edu/lsi) for more information.

# Thriving at JMU

## Preparing for classes

- Visit your classrooms before classes begin.
- Get organized! Get a calendar or planner and write down all exam dates, due dates for papers, class meetings and study sessions.

## Effective relationships

- Spend time with positive, motivated people who share your desire to learn, grow and succeed.
- Listen carefully.
- Get to know your professors by visiting them during office hours or talk to them after class.
- Communicate with your academic advisor for academic planning.

## Personal health and wellness

- Practice healthy habits including a balanced diet, adequate and regular sleep, and responsible decisions.
- Visit UREC. Participate in an outdoor adventure, play walleyball, sign up for a fitness class, an intramural team, etc.

## Develop your personal identity

- Examine your own values, beliefs, assumptions, experiences and goals.
- Talk to as many people as you can. Find out what you have in common.

## Develop academic and intellectual competence

- Learn to balance freedom and responsibility. Uphold your obligation to be a good citizen in the JMU and Harrisonburg community.
- Work on time management and study skills, including finding places in and out of class that you find energizing and productive.



## Make some career decisions

- Take advantage of chances to work on campus, developing real-world skills and building a network of supportive people who can teach you to balance your world.

## Feeling at home

Still feeling a little anxious about being here? It's perfectly normal to take a few months before you get your bearings. It's the people you meet in your FROG group and at 1787 that will be the foundation for the study groups, late-night shopping trips and fun that transform JMU into your home.

## Counseling Connections

Counseling Connections is an outreach program available to assist students who come to campus with a history of mental health concerns. This program increases student and family awareness of the counseling and psychiatric services available on campus and in the community and helps students to secure the necessary assistance required to make a successful transition into JMU. Visit [www.jmu.edu/counselingctr/resources/parents-family/counseling-connections.shtml](http://www.jmu.edu/counselingctr/resources/parents-family/counseling-connections.shtml) to learn more.

## The scoop on involvement:

1. Attend Student Organization Night. Look for more information about SON at 1787 August Orientation.
2. Attend programs in your residence hall. This is a great way to meet people and have one-of-a-kind experiences.
3. Consider getting a job on campus.
4. Before joining an organization, consider your values and the expected time commitment to avoid getting over-involved.
5. Attend at least one speaker or event on a topic with which you are unfamiliar.
6. Assist a professor with research.
7. Participate in adventure trips or intramural sports sponsored by UREC.



# Getting involved!

## What happens now?

It all begins this week. You don't have to do it all in your first year, but start looking for opportunities to get involved on campus and in your residence hall.



## Residence hall programs

Your RA, hall director or Community Activities Board gives you the opportunity to experience a variety of hall activities. Residence hall programs are a great way to get to know the people in your hall and make new friends. Last year, over 45,000 students attended more than 2,000 programs in their residence halls. This means there is something going on in your hall almost every night!

## Student Organization Night

There are more than 375 student organizations on campus. Your opportunity to discover which student organization is right for you takes place at the beginning of the fall and spring semester. This event is filled with great information about each group, free food and entertainment from a live DJ. More importantly, check out <https://beinvolved.jmu.edu> to view all our student organizations online.

## Center for Global Engagement

The Center for Global Engagement offers events and programs such as a conversation Partner Program, coffee hours and workshops to enrich your international experiences and to bring together and engage JMU's globally-minded community. Obtain more information at [www.jmu.edu/global](http://www.jmu.edu/global).

It's never too early to start planning to study abroad. JMU truly has a world of opportunities. We invite you to explore our five full-semester programs as well as our 65+ short-term programs to amazing destinations throughout the world.

As you consider your options, start by talking with your academic advisor. Many programs fulfill GenEd Cluster 2 requirements. Plan to complete any language requirements abroad. Consider the option of a summer program or an

internship abroad. You will find many ways and reasons to make study abroad part of your JMU experience. Visit [www.jmu.edu/global/abroad](http://www.jmu.edu/global/abroad) or stop by our office.

## Center for Multicultural Student Services

In addition to providing a home away from home to the multicultural community, the Center for Multicultural Student Services has a great schedule of activities and programs (guest speakers, trips and more) to help all of us to learn from one another and explore our differences and similarities.

CMSS provides educational and celebratory programs and services that support an inclusive campus community, in which members value diversity within themselves and others. In addition to being a home away from home, CMSS hosts a variety of opportunities for students to engage in experiential learning trips, leadership conferences and educational programs that promote inclusion, advocacy and respect in order to equip students with the cultural capacity to change and shape the world, celebrating diversity in all forms.



## Community Service-Learning

Take advantage of extraordinary opportunities students typically describe as some of the most profound experiences of their college career. Visit [www.jmu.edu/csl](http://www.jmu.edu/csl) to serve local residents including the remarkably diverse local immigrant population. You'll get worldly experience without ever leaving Harrisonburg. You can also serve communities in the United States, the Caribbean, Central and South America through CS-L's award-winning Alternative Break Program. Breaks are offered in January, spring and May. Weekend breaks are offered once a month. Get details and see community partners at [www.jmu.edu/abp](http://www.jmu.edu/abp).

## 2018-2019 important dates

### 2018

Aug. 21-22	Residence halls open for first-year move-in Check your room assignment for your move-in date
Aug. 21-28	1787 August Orientation
Aug. 24	Freshman Assessment Day
Aug. 27	Classes begin
Oct. 1	First day to complete 2019-2020 FAFSA
Oct. 5-7	Family Weekend
Oct. 26-28	Homecoming Weekend
Nov. 16	Residence halls close for Thanksgiving Break
Nov. 19-23	Thanksgiving Break
Nov. 24	Residence halls open
Nov. 26	Classes resume
Dec. 8-14	Finals Week
Dec. 14	Graduate Commencement
Dec. 15	Undergraduate Commencement
Dec. 15	Winter Break begins (residence halls close)

### 2019

Jan. 6	Residence halls open
Jan. 7	Classes begin
Jan. 21	Martin Luther King, Jr. Day (no classes)
Feb. 5	Assessment Day
March 1	2019-2020 FAFSA priority deadline
March 1	Residence halls close
March 4-8	Spring Break
March 10	Residence halls open
March 11	Classes resume
March 15	James Madison Day
April 26-May 2	Finals Week
May 2	Residence halls close
May 2	Graduate Commencement
May 3-4	Undergraduate Commencement

Many dates are not final until after the printing of *The One Book*.  
Please refer to [www.jmu.edu/registrar/students/academiccalendar.shtml](http://www.jmu.edu/registrar/students/academiccalendar.shtml) for updates.

Questions?	Contact	Website	Phone Number
Athletic Ticket Office	<a href="mailto:athletic-ticket@jmu.edu">athletic-ticket@jmu.edu</a>	<a href="http://www.jmusports.com">www.jmusports.com</a>	(540) 568-3853
Card Services	<a href="mailto:cardsrv@jmu.edu">cardsrv@jmu.edu</a>	<a href="http://www.jmu.edu/cardctr">www.jmu.edu/cardctr</a>	(540) 568-6446
Career and Academic Planning	<a href="mailto:cap@jmu.edu">cap@jmu.edu</a>	<a href="http://www.jmu.edu/cap">www.jmu.edu/cap</a>	(540) 568-6555
Center for Global Engagement		<a href="http://www.jmu.edu/global">www.jmu.edu/global</a>	
International Student and Scholar Services	<a href="mailto:isss@jmu.edu">isss@jmu.edu</a>		(540) 568-6119
Study and Volunteer Abroad	<a href="mailto:studyabroad@jmu.edu">studyabroad@jmu.edu</a>		(540) 568-6419
Center for Multicultural Student Services	<a href="mailto:multicultural@jmu.edu">multicultural@jmu.edu</a>	<a href="http://www.jmu.edu/cmss">www.jmu.edu/cmss</a>	(540) 568-6636
Counseling Center		<a href="http://www.jmu.edu/counselingctr">www.jmu.edu/counselingctr</a>	(540) 568-6552
General Education Program	<a href="mailto:gened@jmu.edu">gened@jmu.edu</a>	<a href="http://www.jmu.edu/gened">www.jmu.edu/gened</a>	(540) 568-2852
Information Technology Help Desk	<a href="mailto:helpdesk@jmu.edu">helpdesk@jmu.edu</a>	<a href="http://www.jmu.edu/computing/quick">www.jmu.edu/computing/quick</a>	(540) 568-3555
Orientation Office	<a href="mailto:orientation@jmu.edu">orientation@jmu.edu</a>	<a href="http://www.jmu.edu/orientation">www.jmu.edu/orientation</a>	(540) 568-1787
Office of Disability Services	<a href="mailto:disability-svcs@jmu.edu">disability-svcs@jmu.edu</a>	<a href="http://www.jmu.edu/ods">www.jmu.edu/ods</a>	(540) 568-6705
Office of Financial Aid and Scholarships	<a href="mailto:fin_aid@jmu.edu">fin_aid@jmu.edu</a>	<a href="http://www.jmu.edu/financialaid">www.jmu.edu/financialaid</a>	(540) 568-7820
Office of Residence Life	<a href="mailto:res-life@jmu.edu">res-life@jmu.edu</a>	<a href="http://www.jmu.edu/orl">www.jmu.edu/orl</a>	(540) 568-4663
Office of the Registrar	<a href="mailto:registrar@jmu.edu">registrar@jmu.edu</a>	<a href="http://www.jmu.edu/registrar">www.jmu.edu/registrar</a>	(540) 568-6281
Veterans Benefits		<a href="http://www.jmu.edu/registrar/veterans">www.jmu.edu/registrar/veterans</a>	(540) 568-4769
University Business Office	<a href="mailto:ubo@jmu.edu">ubo@jmu.edu</a>	<a href="http://www.jmu.edu/ubo">www.jmu.edu/ubo</a>	(540) 568-6505
University Health Center	<a href="mailto:healthctr@jmu.edu">healthctr@jmu.edu</a>	<a href="http://www.jmu.edu/healthcenter">www.jmu.edu/healthcenter</a>	(540) 568-6178

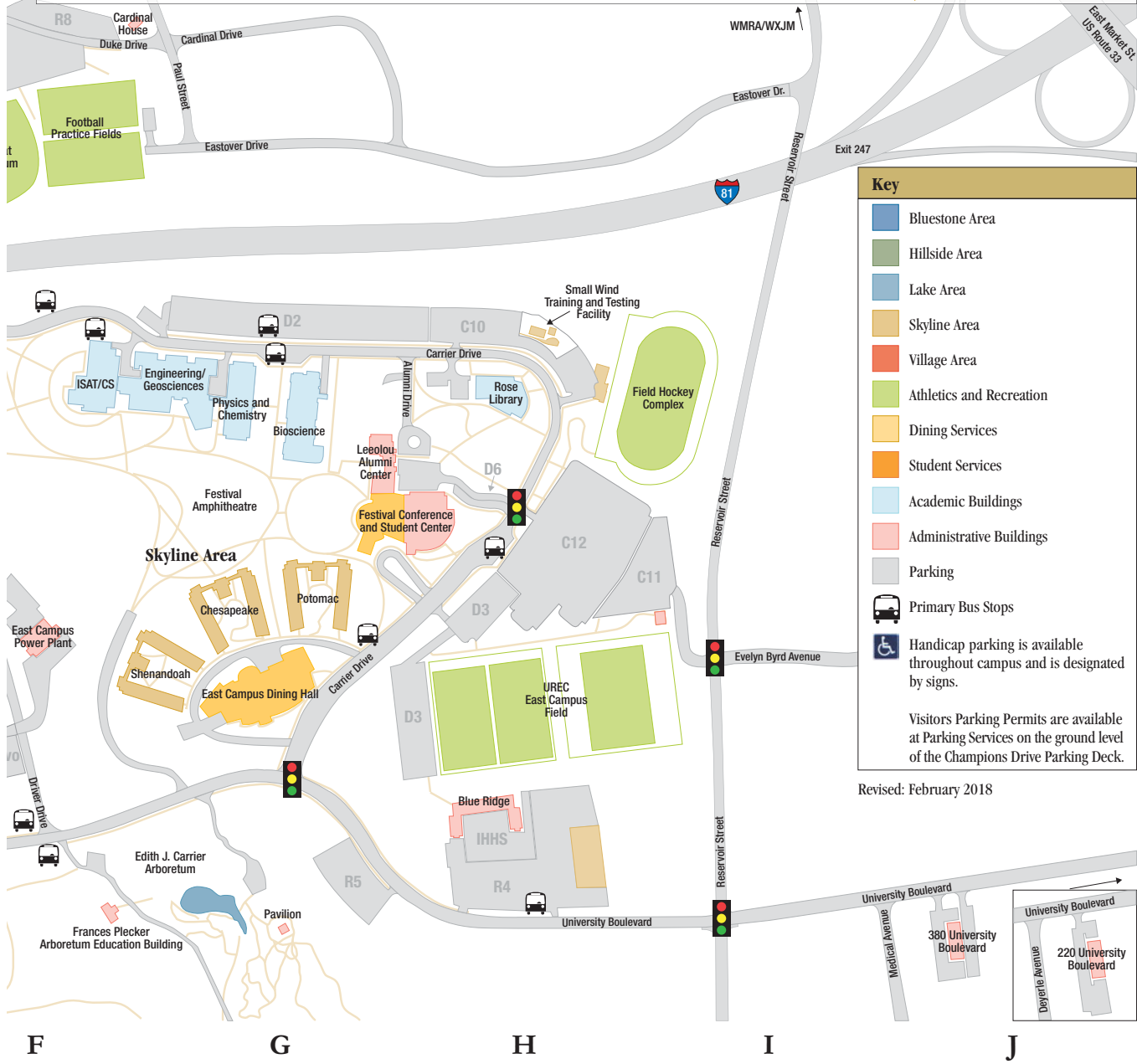




# JMU Campus Map

## Building Key JAMES MADISON UNIVERSITY

131 W. Grace Street	E-2-3	Convocation Center	D-E-7	Hanson Hall	D-5	Maury Hall	C-4	Small Wind Training and Testing Facility	H-5-6
220 University Boulevard	J-9	D-Hub	E-F-4	Harrison Hall	B-3	McGraw-Long Hall	E-3	Sonner Hall	B-C-7
380 University Boulevard	J-9	Dingledine Hall	E-4-5	Health and Behavioral Studies	D-2	Memorial Hall	E-1-2	Spotswood Hall	B-C-2
1077 S. Main Street	A-3	Duke Dog Alley	D-6	Health Center, University	D-2	Memorial Hall Art Complex	E-1	Student Success Center	C-D-2
Alumnae Hall	C-3	Duke Hall	C-2	Hillcrest House	C-3	Miller Hall	C-2	Studio Center	E-F-2
Anthony-Seeger Hall	B-1	Eagle Hall	C-6	Hillside Hall	D-3	Moody Hall	C-4	Tree Houses	A-7
Apartments on Grace	B-1, E-2-3	East Campus Dining Hall	G-7-8	Hoffman Hall	B-4	Mr. Chips Convenience Store	D-4	University Recreation Center	E-6-7
Ashby Hall	B-3	Edith J. Carrier Arboretum	D-G-8-9	Huffman Hall	D-4	Music Building	B-2	University Services Annex	A-1
Bell Hall	E-3	Engineering/Geosciences	F-G-6	Ice House	D-E-1	Parking Services	B-6	University Services Building	B-1
Bioscience	G-6	Festival Conference		Ikenberry Hall	E-4	Pedestrian Viaduct	B-2	UREC East Campus Fields	H-7-8
Blue Ridge Hall	H-8	& Student Center	G-H-6-7	International Student Center	E-2	Phillips Hall	D-3	Varner House	B-C-4
Bookstore, University	D-4-5	Field Hockey Complex	H-1-5-6	ISAT/CS	F-6	Physics/Chemistry	G-6	Veterans Memorial Park	F-1
Bridgeforth Stadium	C-5	Francis Plecker		Jackson Hall	B-C-3	Plecker Athletic Center	C-5-6	Wampler Hall	B-3
Burruss Hall	C-2-3	Arboretum Ed Building	F-9	JMAC 1-6	A-2-3, B-3	Police, Campus	B-2	Warsaw Avenue Parking Deck	A-2
Cardinal House	F-4	Frederikson Hall	D-5	John C. Wells Planetarium	C-2	Potomac Hall	G-7	Wayland Hall	B-4
Cantrell Avenue Parking Deck	D-3	Forbes Center, Performing Arts	B-2	Johnston Hall	C-2-3	Power Plant	C-4	Weaver Hall	E-5
Carrier Library	C-3	Frye Building	B-C-4	Kezell Hall	C-3	Quad, The	B-3	West Campus Dining Hall	C-4
Champions Drive Parking Deck	C-5	Garber Hall	E-4	Lakeview Hall	B-7	Roop Hall	B-4	White Hall	E-5
Chandler Hall	C-6	Gifford Hall	B-3-4	Leeolou Alumni Center	G-6	Rose Library	H-6	Wilson Hall	C-3
Chappelear Hall	D-5	Godwin Hall	C-D-5	Logan Hall	B-4	Sentara Park	C-D-8-9	Wine-Price Hall	D-3
Chesapeake Hall	G-7	Golf Practice Facility	A-9	Long Field/Mauk Stadium	F-4-5	Sheldon Hall	C-3	WMRA/WXJM	I-2
Chick-fil-A	C-4	Grace Street Modular	B-1	Madison Hall	C-2	Shenandoah Hall	F-G-7-8		
Cleveland Hall	C-2	Grace Street Parking Deck	C-3	Madison Union	D-3-4	Shorts Hall	C-6		
Commons, The	C-4	Grafton-Stovall Theatre	D-3	Mason Street Parking Deck	C-1	Showker Hall	C-6		
Converse Hall	B-3	Greek Row	B-5-6-7	Massanutten Hall	A-3				







Office of  
ORIENTATION

MSC 1010  
Student Success Center, Suite 2200  
738 South Mason Street  
Harrisonburg, VA 22807  
[orientation@jmu.edu](mailto:orientation@jmu.edu)

Return Service Requested  
100218



# Go Dukies!

