

Visit us



MAGNETIC SWITCHES

Comes with twist lock emergency stop button

Comes with 2 wire clamps, 1 padlock and 2 spare keys

KMAG-110-811 110V (8-11 Amp.)
KMAG-220-811 220V (8-11 Amp.)
KMAG-110-1417 110V (14-17 Amp.)
KMAG-220-1417 220V (14-17 Amp.)

\$89.99 ea.



STATIONARY 6.5 PEAK HP 60 GALLON AIR COMPRESSOR

KC-6160V1

- 2 cylinder cast iron single stage pump
- 150 PSI max pressure
- 13.4 SCFM @ 40 PSI • 11.2 SCFM @ 90 PSI
- High efficiency reed valves



\$749.

ARCTIC FLEX

All-Weather Flexibility (-40°C to 65°C)
 300 PSI MAXIMUM PRESSURE



HYBRID POLYMER INDUSTRIAL AIR HOSES

K-2514H	25' x 1/4"	\$19.99
K-2538H	25' x 3/8"	\$24.99
K-5014H	50' x 1/4"	\$29.99
K-5038H	50' x 3/8"	\$39.99
K-10014H	100' x 1/4"	\$49.99
K-10038H	100' x 3/8"	\$59.99

Fireproof 3" metal dust collection hoses kit

KM-102 \$199.99

- Kits Includes:
 2 - 8ft. (2.5M) 130° Fireproof hoses
 4 - Wire hose clamps (3")



Fireproof 3" metal dust collection hoses kit

KM-103 \$399.99

- Kits Includes:
 2 - 8ft. (2.5M) 180° Fireproof hoses
 4 - Wire hose clamps (3")



3" WIRE HOSE CLAMP K-1316 \$1.99



2 HP METAL DUST COLLECTOR

KC-7200C

- Max. air suction capacity: 490 CFM
- Noise level reading at 60": 75 Db
- Can be operated at 15 amp. @ 110V, 7.5 amp. @ 220V motor
- 11" steel fan blade and steel housing
- Easy to change 5 micron air filters with galvanized frames
- Two 3" dust port inlets with 2" reducer adaptors and caps

Easy to empty collection drawer



\$999.

12" HEAVY-DUTY BENCH GRINDER WITH FLOOR STAND

KC-1295

- 1.5 HP direct drive motor
- Robust cast-iron wheel guards and dust vents with 2-1/2" T-fitting adaptor for dust collection
- Comes complete with floor stand, built-in cast-iron quench tray, 36 grit and 60 grit 12" x 2" grinding wheels



\$879.

3" X 79" METAL BELT SANDER

KC-379MS

- Powerful 220V, 2 HP motor
- Sanding belt rotates on 7-1/2" vented drive wheel
- Head pivots up or down on base
- Horizontal working height of 36"
- Comes with 80 Grit pure zirconium sanding belt



\$749.



3" x 79" PURE ZIRCONIUM SANDING BELTS

Model	Belt Size	Grit	Unit	Price
SB-379-60	3" x 79"	60	1	\$15.99
SB-379-80	3" x 79"	80	1	\$15.99
SB-379-120	3" x 79"	120	1	\$15.99



7" X 12" METAL CUTTING BANDSAW

KC-712BC

- 12 amp. motor • Coolant system
- Adjustable ballbearing guides
- 4 speeds (85-130-180-235 SFPM)

\$999.

Model	Length	Width	Blade Material	TPI	Thickness	Price
KBB-712-10	93"	3/4"	H.S.S.	10	.032	\$19.99
KBB-712-14	93"	3/4"	H.S.S.	14	.032	\$19.99
KBB-712-18	93"	3/4"	H.S.S.	18	.032	\$19.99
KBB-712-BM-610	93"	3/4"	Bi-Metal	6-10	.032	\$39.99
KBB-712-BM-1014	93"	3/4"	Bi-Metal	10-14	.032	\$39.99

MILLING DRILLING MACHINE with SAFETY GUARD & LIMIT SWITCH

PDM-30

- 2 HP motor (220V)
- 16 1/2" swing
- 1 1/4" Drilling capacity
- 3" Face mill capacity
- 5" stroke
- Spindle taper R8
- 12 speeds (150-2500 RPM)



optional MILLING DRILLING MACHINE STAND

Heavy-duty steel construction
\$5-45
\$199.99

FREE BONUS PACKAGE \$343.85
 5 PC ACCESSORY BONUS PACKAGE FREE

INCLUDED WITH THE PURCHASE OF A PDM-30 MILLING DRILLING MACHINE
 Includes:
 angle drill press vise, drill chuck with key, drill chuck arbor, carbide tipped face mill and shell mill arbor

\$1799.

DRILL PRESS CHUCK SAFETY GUARD

KM-118 Fits KC-118FC

\$19.99

29 PC. TITANIUM DRILL BIT SET

KDB-29T
\$29.99

17" DRILL PRESS

KC-118FC

- 12.5 amp. motor
- 16 speeds (240-3400 RPM)
- 17" swing
- 3 1/4" stroke
- 5/8" chuck

\$479.



17" DRILL PRESS with SAFETY GUARD & LIMIT SWITCH

KC-118FC(LS)

- 12.5 amp. motor
- 16 speeds (240-3400 RPM)
- 17" swing
- 3 1/4" stroke
- 5/8" chuck

\$579.

BENCH GRINDERS

Come complete with adjustable eye shields, tool rests and stones

BENCH GRINDER STAND SS-150

- Made of cast iron with coolant reservoir
- 32 3/4" high

\$59.99

6" KC-690

- 3.5 amp. motor
- 3500 RPM

\$46.99

8" KC-890

- 7 amp. motor
- 3450 RPM

\$79.99

10" KC-1090

- 14 amp. motor
- 1740 RPM

\$249.99

"DOUBLE CUT™" SAW KITS

Counter-Rotating Twin Blade Technology

NEW



CS300

- Powerful 4.5 amp. motor
- Cuts hard and soft metals, hardwood, PVC, Iron, plastics, aluminum, copper, stainless steel with ease and precision
- Kit includes set of universal tungsten carbide tipped (TCT) blades, 10 pcs. lubricating wax sticks, control handle, arbor tool and sturdy carrying case

\$99.99

DUALSAW
BY/PAR. © KING CANADA

4 1/2" X 1 1/2" WET/DRY SHARPENER KC-4500S

- Compact wet/dry sharpener is ideal for sharpening fine hand tools like chisels, blades, knives and scissors
- 4-1/2" x 1-1/2" 220 grit wheel runs at 170 RPM
- Wheel runs through water bath, preventing burning of fine tempered steel
- Forward/reverse switch allows the wheel to rotate in both directions



\$59.99

PALLET TRUCKS

QUICK RELEASE FOOT PEDAL

- Max. raised height of forks 7 1/2"
- Min. height of forks 2.95"

3 position control handle

KC-2145-NYL (21" X 45")
Nylon/Nylon wheels
\$379.99

KC-2748-NYL (27" X 48")
Nylon/Nylon wheels
\$379.99

KC-2748P (27" X 48")
Poly/Poly wheels
\$379.99

5500 lbs. capacity



KC-9125

- Powerful 7.5 amp. motor
- Cuts hard and soft metals, hardwood, PVC, Iron, plastics, aluminum, copper, stainless steel with ease and precision
- Kit includes set of universal tungsten carbide tipped (TCT) blades, 10 pcs. lubricating wax sticks, control handle, arbor tool and sturdy carrying case



\$139.99

5" ANGLE DISC GRINDER 8364

- 9.5 amp. motor
- 11,000 RPM



\$49.99 Double Insulation

CS650

- Powerful 13 amp. motor
- Cuts hard and soft metals, hardwood, PVC, Iron, plastics, aluminum, copper, stainless steel with ease and precision
- Kit includes set of universal tungsten carbide tipped (TCT) blades, 10 pcs. lubricating wax sticks, control handle, arbor tool and sturdy carrying case



\$199.99

DUALSAW
BY/PAR. © KING CANADA

1/2" IMPACT WRENCH 8311

- 7 amp. motor
- Impacts 2700 / Min.
- Maximum Torque 230 /ft.-lbs
- Comes with 4 sockets 11/16", 3/4", 13/16", and 7/8"



\$99.99 Double Insulation

DIGITAL FRACTIONAL CALIPER KM-106

- Converts to inches (decimal and fractional) and metric readings
- Stainless steel construction
- Waterproof to IP54 standards
- Two 3V Lithium batteries included



\$29.99

12 TON HYDRAULIC PIPE BENDER KPB-12T

- Bends 6 different diameter pipes using precision cast dies from 1/2" to 2"
- Maximum bending radius of 90°
- Bends black and galvanized pipe



\$159.99

2 TON HYDRAULIC FLOOR JACK AND JACK STANDS KIT KC-2TJJK

2 Ton Jack Stands

- Heavy-duty steel frames with 7-1/8" x 6-1/4" footprint
- 10 position ductile ratchet posts provide strength and stability

2 Ton Hydraulic Floor Jack

- Automatic bypass and internal overload safety valve
- Hand actuated release valve provides metered control



\$59.99

14" CUT-OFF SAW 8342N

- 15 amp. motor



\$139.99

3.5 PEAK HP **5** 20 LITERS
Gallon US

- 8520LP**
- 3.5 Peak HP motor
 - 5 Gallon US (20L) plastic tank
 - Double filtration system
 - Comes complete with 6 ft. x 1-1/4" thread-on hose, 3 pc. plastic extension wand, 20L dust bag, foam filter, reusable filter, 10" floor sweep and crevice tool



\$49.99

5 PEAK HP **8** 30 LITERS
Gallon US

- 8530LP**
- 5 Peak HP motor
 - 8 Gallon US (30L) plastic tank
 - Double filtration system
 - Tank water drain
 - Power cord wrap for 12 ft. power cord
 - Comes complete with 6 ft. x 1-1/4" hose, 2 pc. plastic extension wand, 30L dust bag, cartridge filter, foam filter, reusable filter, 10" floor sweep and crevice tool



\$69.99

5 PEAK HP **10** 40 LITERS
Gallon US

- 8540LST**
- 5 Peak HP motor
 - 10 Gallon US (40L) corrosion resistant stainless steel tank
 - Double filtration system
 - Tank water drain
 - Power cord wrap for 12 ft. power cord
 - Comes complete with 6 ft. x 1-1/4" hose, 2 pc. extension wand, 40L dust bag, cartridge filter, foam filter, reusable filter, 10" floor sweep and crevice tool



\$119.99

6.5 PEAK HP **16** 60 LITERS
Gallon US

- 8560LST**
- 6.5 Peak HP motor
 - 16 Gallon US (60L) corrosion resistant stainless steel tank
 - Double filtration system
 - Tank water drain
 - 18 ft. power cord with convenient power cord wrap posts
 - Comes complete with 8 ft. x 2-1/2" flex hose, 2 pc. 2-1/2" extension wand, contoured handle with air control, cartridge filter, foam filter, 14" floor sweep with squeegee insert, gulper tool, crevice tool and hanging accessory storage bag



\$199.99

Spray Gun Kits

8180



\$29.99

8182



\$39.99

8185



\$39.99

8190 HVLP



\$59.99

8195



\$69.99

43 PC.

Air Compressors & ACCESSORIES

71 PC. AIR TOOL KIT

8171
Comes with 1/2" Impact, Wrench, 3/8" Ratchet Wrench, Air Hammer and 1/4" Die Grinder



\$99.99

TIRE INFLATION GUN WITH PRESSURE GAUGE

K-1630
15" flexible rubber hose with lever style chuck, rubber protected 2-1/2" diameter pressure gauge (pressure range of 10- 170 PSI) and a quick connect 1/4" NPT air inlet



\$19.99

HIGH OUTPUT 6.5 PEAK HP 60 GALLON AIR COMPRESSOR

KC-5160V1

- 3 cylinder cast iron single stage oil lubricated pump
- 150 PSI max pressure
- 22.6 SCFM @ 40 PSI
- 18.5 SCFM @ 100 PSI
- High efficiency reed valves



5.5 PEAK HP 20 GALLON AIR COMPRESSOR

KC-2051H1

- 2 cylinder cast iron single stage oil lubricated pump
- 150 PSI max pressure
- 7.6 SCFM @ 40 PSI
- 6.0 SCFM @ 90 PSI
- High efficiency reed valves



\$559.

10 GALLON 5.5 HP GAS (HONDA) WHEELBARROW AIR COMPRESSOR

KC-5510G1

- 2 cylinder cast iron single stage oil lubricated pump
- 150 PSI max pressure
- 14.1 SCFM @ 40 PSI
- 11.2 SCFM @ 90 PSI
- High efficiency reed valves

HONDA
GX160 Engine



\$999.



\$1199.

METAL LATHES & ACCESSORIES




7" X 12" VARIABLE SPEED MINI METAL LATHE

KC-0712ML

- 5.5 amp. motor
- 3/4" spindle bore
- Variable speeds 2 (0-1100, 0-2500 RPM)
- Comes complete with quick change gear box, steady rest, replacement gears, 4-way tool post, MT#2 dead center, threading dial indicator, 4" - 3 jaw chuck, emergency stop button, chuck key and hex. keys

\$999.



LIVE CENTERS

- Very accurate
- Fitted with taper roller bearings



KLC-2M

- MT#2 FITS KC-0712ML

\$59.

KLC-3M

- MT#3 FITS KC-1022ML, KC-1236ML & KC-1440ML-6

\$69.

10" X 22" BELT DRIVE METAL LATHE

KC-1022ML

- 12 amp. motor
- 1" spindle bore
- Spindle speeds 6 (150-2400) RPM
- Comes complete with 5"-3 jaw chuck, 6-1/2" - 4 jawchuck, replacement gears, 4 way tool post, steady rest, follow rest, 8" face plate, thread chasing dial indicator, MT#3 dead center, MT#4 dead center, full length splash guard, tool box, chuck key and hex. keys

\$1999.

optional
METAL LATHE STAND
SS-1022
Heavy-duty steel construction



\$199.



12" X 36" GEARHEAD METAL LATHE

KC-1236ML/SS-1236

- Powerful 1.5 HP motor
- 1 1/2" spindle bore
- Spindle speeds 9 (60-1500) RPM
- 40(4-112 T.P.I.) 30(.2 - 4.5mm) thread cutting
- Metric and Imperial dials
- Comes complete with 6"-3 jaw chuck, 8"-4 jaw chuck, replacement gears, quick change tool post, steady rest, follow rest, 10" DI-4 camlock face plate, thread chasing dial indicator, MT#3 dead center, full length splash guard, tool box, chuck keys and hex. keys

\$3599.



Free Bonus
GEARHEAD
METAL LATHE STAND
SS-1236
WITH THE PURCHASE OF A
12" X 36" GEARHEAD METAL LATHE
VALUED AT \$299



14" X 40" GEARHEAD METAL LATHE

KC-1440ML-6

- Powerful 2 HP motor
- Spindle speeds 8(70-2000) RPM
- 1 7/16" spindle bore
- 34(4-56 T.P.I.) 26(.4 - 7mm) thread cutting
- Metric and Imperial dials
- Comes complete with 6"-3 jaw chuck, 8"-4 jaw chuck, replacement gears, quick change tool post, steady rest, follow rest, 12" DI-4 camlock face plate, coolant system, full length splash guard, thread chasing dial indicator, 2 MT#3 dead centers, JT#5-MT#3 sleeve, chip tray, tool box, halogen lamp, chuck keys, hex. keys, and cabinet stand with foot brake.

\$4999.



CABINET STAND WITH
FOOT BRAKE INCLUDED

16" X 60" GEARHEAD METAL LATHE

KC-1660GH

- Powerful 7.5 HP (575V) motor
- Spindle speeds (33-2000) RPM
- 2 1/16" spindle bore
- 4-56 T.P.I. threadcutting
- Comes complete with 8"-3 jaw chuck with inside & outside jaws, 10"-4 jaw chuck, quick adjust 6-way tool post, steady rest, follow rest, 14" (D1-6) camlock face plate, taper attachment, 1 live center MT #4, 2 dead centers MT#4 & MT #6, thread chasing dial, metric and imperial dials, halogen light, coolant system, full length splash guard, 4 positions cross slide stop, cabinet stand (full length with foot brake incorporated) and a tool box.



CABINET STAND WITH
FOOT BRAKE INCLUDED

\$15599.

7 PC. CARBIDE CUTTER HOLDER SET

- 1/4" Carbide Steel 2 position Cutter Tips (5pcs.)
- Carbide Steel Inserts (2pcs.)
- Kit comes in a wooden box with screwdriver and 3 adjustment keys



3/8" Shank
KM-047

\$159.

Fits Models:
KC-0712ML, KC-1022ML



5/8" Shank
KM-057

\$169.

Fits Models:
KC-1236ML, 14440ML-6

TAPER ATTACHMENT



Taper Attachment must be ordered together with Lathe
These Taper Attachments are designed to fit our 12" x 36" & 14" x 40"
Metal Lathes models KC-1236ML & KC-1440ML-6

\$599.

KM-053 (KC-1236ML)

\$599.

KM-054 (KC-1440ML-6)

7 PC. QUICK CHANGE TOOL POST KITS



KQCT-0012

Fits most lathes up to 0 to 12" swing

\$199.

KQCT-1015

Fits most lathes between 10" to 15" swing

\$269.

KQCT-1318

Fits most lathes between 13" to 18" swing

\$299.

FAGOR DIGITAL READOUT SYSTEM



20i-T-1260

(Fits KC-1660GH)

2 AXIS with 12" x 60" scales

\$2599.

VERTICAL TURRET MILLING MACHINES

KING
INDUSTRIAL

FAGOR DIGITAL READOUT SYSTEM



20i-M-1230
(Fits 942VS-6-NF)
2 AXIS with
12" x 30" scales

\$1699.

FAGOR DIGITAL READOUT SYSTEM



20i-M-1836
(Fits 1050VS)
2 AXIS with
18" x 36" scales

\$1799.

FAGOR DIGITAL READOUT SYSTEM




30i-M-183616
(Fits 1050VS)
3 AXIS with
18" x 36" scales

\$2499.

MILLING DRILLING MACHINE WITH DIGITAL READOUT, SAFETY GUARD & LIMIT SWITCH

- KC-20VS**
- 1 HP Motor
 - 13" Max. distance spindle nose to table
 - 13" swing • R8 Spindle taper
 - 2" Spindle stroke
 - Speeds 2(50-1125 / 100-2250 RPM)
 - 7 1/16" x 27 1/2" Table dimensions
 - 1/2" Size of T-Slot on table
 - Comes with 1/2" chuck, chuck key, R8 chuck arbor, safety guard, 2 T-bolts, oil bottle, adjustment wrenches, hex. keys and tool box



HEADS TILTS
90° TO THE
LEFT AND
RIGHT

optional MILLING DRILLING MACHINE STAND

SS-20VS
Heavy-duty steel construction

\$199.

SPECIAL PACKAGE PROMOTION \$10999.

942VS-DELUXE

installed with

• **942VS-6-NF MILLING MACHINE**

• **PFM-9422 TABLE POWERFEED**

• **20i-M-1230 FAGOR DIGITAL READOUT SYSTEM**

• **KCS-R8-15 18 PC. COLLET SET**

• **KMV-6N 6" K-TYPE SWIVEL BASE MILLING VISE**

VARIABLE SPEED DRIVE

AVAILABLE 220 OR 550 VOLTS

VERTICAL TURRET MILLING MACHINE

942VS-6-NF

942VS-6-NF-5

TURRET HEAD SWIVELS 360°

- 3 HP Motor
- R-8 Spindle taper
- Size of table 9"x42"
- Table travel 30"
- Saddle travel 12"
- Knee travel 16"
- Quill travel 5"
- 2 speed variable speed drive (70-500, 600-4200 R.P.M.)
- Max. distance spindle to table 19"
- Distance spindle to column 6 3/4"-19"
- Quill power feed (.0015, .003, .006)
- Ram movement 12"


OPTIONAL TABLE POWERFEED
• 440 lbs torque
• 1 amp motor
PFM-9422
LONGITUDINAL

\$599.

VERTICAL TURRET MILLING MACHINE

1050VS

- 5 HP Motor
- ISO-40 Spindle taper
- Size of table 10"x50"
- Table travel 36"
- Saddle travel 16 1/2"
- Knee travel 16"
- Quill travel 5"
- 2 speed variable speed drive (70-500, 600-4200 RPM)
- Max. distance spindle to table 18"
- Distance spindle to column 24"
- Quill power feed (.0015, .003, .006)
 - Ram movement 24"



INCLUDED TABLE POWERFEED ATTACHMENT (550 LBS TORQUE) LONGITUDINAL

\$1399.

\$9499.

\$11999.

18 PC. COLLET SETS
Includes straight shank, 15 collets, wrench and plastic case.

\$299. ea.



KCS-4015
• Straight shank taper ISO 40
• Draw Bar 5/8" Wil

KCS-R8-15
• Straight shank taper R8
• Draw Bar 7/16" NF 20

K-TYPE SWIVEL BASE MILLING VISES



4"-KMV-4N \$159. **6"-KMV-6N \$199.**

8"-KMV-8N \$299.

HORIZONTAL & VERTICAL ROTARY TABLES



KC-HVRT-6 Size 6" \$299. **KC-HVRT-8 Size 8" \$399.**

\$299. \$399.

TAILSTOCK FOR ROTARY TABLE



KC-TRT-6
• Fits: KC-HVRT-6, KC-HVRT-8

\$99.99

DIVIDING PLATES FOR ROTARY TABLE



KC-DPRT-6 Size 6" \$99.99 ea. **KC-DPRT-8 Size 8" \$99.99 ea.**

\$99.99 ea.



22" DRILL PRESS
KC-122FC

- 12.5 amp. motor
- 1 1/4" capacity
- Spindle taper MT #4
- 12 speeds (180-4200 RPM)
- 4 3/4" stroke
- 3/4" chuck

\$19.99



22" DRILL PRESS with SAFETY GUARD & LIMIT SWITCH
KC-122FC-LS

- 12.5 amp. motor
- 1 1/4" capacity
- Spindle taper MT #4
- 12 speeds (180-4200 RPM)
- 4 3/4" stroke
- 3/4" chuck




21" GEARHEAD DRILLING MACHINE WITH SAFETY GUARD & LIMIT SWITCH
KC-40HS (220V)
KC-40HS-6 (600V)

- 1.5 HP Motor
- Forward & Reversing Switch
- 1 1/4" Drilling Capacity
- 20 7/16" Swing
- Spindle Taper MT#3
- 6 Speeds (60-1500 RPM)
- Face Mill Capacity 4"
- End Mill capacity 3/4"

FREE ANGLE VISE

\$3399.




GEARHEAD MILLING DRILLING MACHINE WITH SAFETY GUARD & LIMIT SWITCH
KC-40HC (220V)
KC-40HC-5 (600V)

- 1.5 HP Motor
- Forward & Reversing Switch
- 1 1/4" Drilling Capacity
- 20 7/16" Swing
- Spindle Taper R-8
- 6 Speeds (60-1500 RPM)
- Face Mill Capacity 4"
- End Mill capacity 3/4"
- Working surface of table 23" x 7 1/2"

FREE ANGLE VISE

\$3999.



52 PC. CLAMPING KIT



KCL-52 Fits 5/8" tableslots **\$59.**
KCL-5212 Fits 1/2" tableslots **\$59.**

KEYLESS DRILL CHUCKS



KDC-12X 1/2"-JT#33 **\$79.**
KDC-58X 5/8"-JT#3 **\$99.**
KDC-34X 3/4"-JT#4 **\$129.**

COMPOUND SLIDE TABLES



KCT-512 5 1/2" X 12" **\$149.**
KCT-618 6" X 18 1/2" **\$199.**

20 PC. TITANIUM COATED END MILL SET
KM-120 TITANIUM NITRIDE COATED HIGH SPEED STEEL 2 & 4 Flute (10pcs. each) Imperial, Single End **\$109.**



CROSSLIDE VISES
• Extremely versatile
• Makes lateral or longitudinal adjustments simple

4" KCV-4 **\$49.99**
5" KCV-5 **\$69.99**
6" KCV-6 **\$89.99**



Free Bonus package
5 PC ACCESSORY BONUS PACKAGE FREE INCLUDED WITH THE PURCHASE OF A KC-45 MILLING DRILLING MACHINE
Includes: angle drill, press vise, drill chuck with key, drill chuck arbor, carbide tipped face mill and shell mill arbor

\$343.85

GEARHEAD MILLING DRILLING MACHINE WITH SAFETY GUARD & LIMIT SWITCH
KC-45

- 1.5 HP Motor
- 20 7/16" Swing
- 5" Stroke
- 6 speeds (60-1500 RPM)
- 9 1/2" X 32 1/4" Table
- 1 1/4" Drill capacity
- 4" Face mill capacity
- Spindle taper R8



TABLE POWERFEED ATTACHMENT
PFM-30 For # KC-45 **\$499.**

optional MILLING DRILLING MACHINE STAND
Heavy-duty steel construction SS-45 **\$199.**

\$3999.

RADIAL DRILLING MACHINE

KC-35/SS-35

- 1.5 HP Motor
- 21 1/4" Max. distance spindle nose to table
- 38 1/2" swing
- MT #3 Spindle taper
- 5 1/4" Spindle stroke
- 4 1/2" Column diameter
- Speeds 5(340, 3000 R.P.M.)
- 21 5/8" x 19 5/8" Table dimensions
- 14" Head travel
- 5/8" Size of T-Slot on table
- Complete with forward reverse switch, 1/2" chuck with key, safety guard and stand



\$2999.

28" VARIABLE SPEED GEARHEAD DRILLING MACHINE WITH SAFETY GUARD & LIMIT SWITCH

KC-50

- Variable speed 2 HP motor
- 27 1/2" swing
- 7" stroke
- Variable Speeds 2 (60-870 / 120-1740)
- 1 1/2" capacity
- Spindle taper MT#4
- 1/2" Chuck & key included

• Voltage 550V, 3 phase

POWER DOWNFEED & TAPPING



RECIRCULATING COOLANT SYSTEM




\$3999.

- BB-S5016**
 • Max. length 50"
 • Capacity 16 gauge
 • Weight 600 lbs

\$1999.

- BB-S3622**
 • Max. length 36"
 • Capacity 22 gauge
 • Weight 242 lbs

\$899.

- BB-S2420**
 • Max. length 24"
 • Capacity 20 gauge
 • Weight 180 lbs

\$699.



SLIP ROLLS

**4 TON
HAND NOTCHER**

- BB-N616**
 • Heavy cast-iron construction
 • 16 Gauge notching capacity (mild steel)
 • 18 Gauge piercing capacity (mild steel)
 • Maximum notch (6" X 6" x 90°)
 • Weight 210 lbs

\$799.



SHEAR, BRAKE AND ROLL

- BB-3022**
 • Max. length 30"
 • Maximum thickness
 22 gauge
 • Weight 290 lbs

\$699.

- BB-4022**
 • Max. length 40"
 • Maximum thickness
 22 gauge
 • Weight 450 lbs

\$999.



**3 IN 1 METAL
FORMING MACHINES**

HANDBRAKES

- BB-H4822** **BB-H4816**
 • Bending length 48 1/4" • Bending length 48 1/2"
 • Capacity 22 gauge • Capacity 16 gauge
 • Weight 290 lbs • Weight 470 lbs

\$999. \$1499.



- BB-F5216**
 • Cutting length 52"
 • Capacity 16 gauge
 • Weight 1100 lbs

52" FOOT SHEAR



\$2599.

BOX AND PAN BRAKES

- BB-BP4822** **BB-BP4816**
 • Bending length 48 1/4" • Bending length 48 1/2"
 • Capacity 22 gauge • Capacity 16 gauge
 • Weight 290 lbs • Weight 715 lbs

\$1099. \$1699.





5" x 6" METAL CUTTING BANDSAW

KC-129C

- 6 amp. motor
- 3 speeds (80-120-200 FRM)
- Comes with wheels for portability

\$379.99

H.S.S. & BI-METAL BLADES ("SKIP TOOTH")

Model	Length	Width	Blade Material	TPI	Thickness	Price
KBB-115-10	64 1/2"	1/2"	H.S.S.	10	.025	\$10.99
KBB-115-14	64 1/2"	1/2"	H.S.S.	14	.025	\$10.99
KBB-115-18	64 1/2"	1/2"	H.S.S.	18	.025	\$10.99
KBB-115-24	64 1/2"	1/2"	H.S.S.	24	.025	\$10.99
KBB-115-BM-10	64 1/2"	1/2"	Bi-Metal	10	.025	\$29.99
KBB-115-BM-14	64 1/2"	1/2"	Bi-Metal	14	.025	\$29.99
KBB-115-BM-18	64 1/2"	1/2"	Bi-Metal	18	.025	\$29.99

PATENTED

TRU-LOCK quick locking vise system



7" x 12" METAL CUTTING BANDSAW WITH GEAR DRIVE

KC-712GH-5

- 1 HP Motor
- Returning coolant system
- 3 (110-230-340 FPM)
- Automatic shut-off
- Adjustable ball bearing guides

\$1499.

PATENTED GEAR DRIVE SYSTEM... is the **ONLY** one in the Canadian market which allows the user to change speeds without stopping the machine.



5" x 6" DUAL SWIVEL METAL CUTTING BANDSAW

KC-129DS

- Head swivels 0° - 45° to the right and 0° - 60° to the left
- Adjustable hydraulic downfeed control
- Automatic shut-off switch
- Adjustable ball bearing guides
- Portable design for easy movement

\$699.99

PATENTED

TRU-LOCK quick locking vise system



7" X 12" DUAL SWIVEL METAL CUTTING BANDSAW

KC-712DS


- 1 HP Motor
- Returning coolant system
- 4 speeds (98-164-246-328 FPM)
- Automatic shut-off
- Adjustable ball bearing guides

\$2199.



ADJUSTABLE HYDRAULIC CYLINDER

METAL CUTTING BANDSAWS



PATENTED
TRU-LOCK quick locking vise system

14" SELF-FEED VERTICAL METAL CUTTING BANDSAW

- KC-914H**
- Powerful 1 HP motor
 - Hydraulic gravity feed regulator feeds blade into material by gravity for hands-free use
 - Precision blade tension adjustment
 - Comes complete with bi-metal blade, work light, chip tray, miter gauge, C clamp vise gravity feed stop clamp and extension roller

\$3299.



10" X 18" METAL CUTTING BANDSAW

- KC-227-2 (220V)**
KC-227-6 (600V)
- Powerful 2 HP motor
 - 4 speeds (114, 196, 288, 377 FPM)
 - Carbide ball bearing blade guides with rollers
 - Centralized control panel and automatic shut-off
 - Adjustable hydraulic downfeed control
 - TRU-LOCK™ cam lock and quick positioning vise system with fully adjustable jaws for 0° to 45° angled cuts
 - To ensure reliable accurate cuts, both adjustable control arms can be positioned as close to the cut as possible
 - Exclusive 24 volt control panel
 - Coolant system with regulator valves provide an even flow of coolant to the blade

\$3199.

H.S.S. BLADES					
Model	Length	Width	TPI	Thickness	Price
KBB-225-10	122"	1"	10	.032	\$29.99
KBB-225-14	122"	1"	14	.032	\$29.99

BI-METAL BLADES ("SKIP TOOTH")					
Model	Length	Width	TPI	Thickness	Price
KBB-914-BM-10	120"	3/4"	10	.032	\$59.99
KBB-914-BM-14	120"	3/4"	14	.032	\$59.99



VARIABLE SPEED
AVAILABLE 220 or 550 VOLTS

18" METAL CUTTING BANDSAW

- KC-450**
- Powerful 1 HP motor
 - Variable speed
 - Hand wheel controls speed
 - Speed changes while the machine is in operation
 - Comes complete with 4-way tilting table, and work light

\$4199.



9" X 18" METAL CUTTING BANDSAW

- KC-918S-V**
- 2 HP Motor
 - Variable speed (80-250 FPM)
 - Carbide ball bearing blade guides with rollers
 - Centralized control panel and automatic shut-off
 - Adjustable hydraulic downfeed control
 - Coolant system
 - Precision blade tension adjustment
 - Quick-positioning vise with fully adjustable jaws for 0° to 45° angles
 - This machine can make a variety of cuts from 90° to 45° while the material is clamped

\$4999.

H.S.S. & BI-METAL BLADES ("SKIP TOOTH")						
Model	Length	Width	Blade Material	TPI	Thickness	Price
KBB-918-10	131 3/4"	1"	H.S.S.	10	.032	\$29.99
KBB-918-14	131 3/4"	1"	H.S.S.	14	.032	\$29.99
KBB-918-BM-610	131 3/4"	1"	Bi-Metal	14	.032	\$69.99
KBB-918-BM-812	131 3/4"	1"	Bi-Metal	14	.032	\$69.99

GAS POWERED PRODUCTS



EMERGENCY POWER SOURCE & AIR COMPRESSOR

- 8400N**
- 4 in 1 unit for roadside assistance
 - 900 peak amps, 500 cranking amp boost
 - 250 PSI air compressor with pressure gauge
 - Comes with positive and negative booster clamps, rear storage compartment which holds 120V AC charger, 12V DC charging cord with automotive adaptor, air hose with quick connect chuck, needle adaptor, 2 inflatable adaptors, replacement 15A fuse and bulb.

\$79.99



2000 PSI GASOLINE HIGH PRESSURE WASHER

- KPW-2000**
- 2000 PSI, 1.8 GPM maximum water flow
 - Powerful 4 HP, 4 stroke air cooled OHV engine
 - Thermal relief valve on pump to protect against overheating
 - 25' high pressure hose and inlet hose quick connect coupling

\$259.99

EPA
Approved



GASOLINE ENGINES



- KCG-65**
- Powerful, 4 stroke air cooled OHV engine
 - Low oil shut-off protects the engine
 - Counterclockwise drive shaft direction
 - Ideal for compressors, generators, pressure washers, go-karts and log splitters

\$179.99

EPA
Approved

6.5HP



- KCG-130**
- Powerful, 4 stroke air cooled OHV engine
 - Low oil shut-off protects the engine
 - Counterclockwise drive shaft direction
 - Ideal for compressors, generators, pressure washers, go-karts and log splitters

\$299.99

13HP

EPA
Approved

2" GASOLINE WATER PUMP

- KCG-2PG**
- Powerful 6.5 HP, 4 stroke, air cooled, OHV gasoline engine
 - 2" NPT inlet and outlet
 - 92' Total head lift (total height at sea level, to which water can be raised above original water level)
 - Oil sensor shuts off engine when oil level is low
 - Comes with 3 wire clamps, 4 hose adaptors, 4 rubber gaskets, strainer basket and strainer basket adaptor

\$279.99



EPA
Approved

2000 PSI GASOLINE HIGH PRESSURE WASHER

- KPW-2001FM**
- 2000 PSI, 1.8 GPM maximum water flow
 - Powerful 4 HP, 4 stroke air cooled OHV engine
 - Thermal relief valve on pump to protect against overheating
 - 25' high pressure hose and inlet hose quick connect coupling
 - Comes with 8" pneumatic wheels for portability and 4 quick connect nozzles (0°, 25°, 40° and detergent)

\$299.99

EPA
Approved



3000 PSI GASOLINE HIGH PRESSURE WASHER

- KPW-3000FM**
- 3000 PSI, 2.7 GPM maximum water flow
 - Powerful 6.5 HP, 4 stroke air cooled OHV engine
 - Thermal relief valve on pump to protect against overheating
 - 30' high pressure hose and inlet hose quick connect coupling
 - Comes with 10" pneumatic wheels for portability and 5 quick connect nozzles (0°, 15°, 25°, 40° and detergent)

\$399.99

EPA
Approved



950W PORTABLE GENERATOR

KCG-951G

- Powerful 2 HP, 2 stroke air cooled motor
- Brushless alternator and electronic ignition
- Outlet: 120V/6.7 amp AC output
- Outlet: 12V/5.3 amp DC output
- Easy start manual recoil starter
- AC and DC circuit breakers and reset buttons for safe operation
- Comes with DC cables and spark plug socket

\$149.99



1500W GASOLINE GENERATOR

KCG-1501G

- Powerful 3 HP, 4 stroke air cooled OHV engine
- Low oil shut-off with indicator light protects the engine
- Duplex Outlet: 120V/10 amp. AC output
- Terminals: 12V, 8 amp. DC output
- Easy start recoil starter
- AC and DC circuit breakers for safe operation
- Comes with DC cables and spark plug socket

\$279.99



Electronic ignition

3500W GASOLINE GENERATOR WITH WHEEL KIT

KCG-3500G

- Powerful 6.5 HP, 4 stroke air cooled OHV engine
- AVR system and electronic ignition
- Low oil shut-off with indicator light protects the engine
- Duplex Outlet: 120V/20 Amp AC output
- Twist lock outlet: 120V/240V/30 Amp AC output
- Voltage switch and ground terminal
- AC Circuit breaker and resets for safe operation

\$399.99



5625W GASOLINE GENERATOR WITH WHEEL KIT

KCG-5625G

- Powerful 13 HP, 4 stroke air cooled OHV engine
- AVR system and electronic ignition
- Low oil shut-off with indicator light protects the engine
- Two duplex outlets: 120V/20 amp AC
- Twist lock outlet: 120V/240V/30 amp AC
- Easy start recoil starter
- AC double throw circuit breaker and resets for safe operation

\$599.99



7500W GASOLINE GENERATOR WITH ELECTRIC START & WHEEL KIT

KCG-7501GE

- Powerful 13 HP, 4 stroke air cooled OHV engine
- AVR system and electronic ignition
- Low oil shut-off with indicator light protects the engine
- Two duplex outlets: 120V/20 amp AC output
- Two twist lock outlets: 120V/30 amp and 120V/240V/30 Amp AC output
- Keyed electric start and easy start recoil starter
- AC Circuit breaker and resets for safe operation

\$799.99



Includes BATTERY

2000W GASOLINE DIGITAL INVERTER GENERATOR

KCG-2000i

- Powerful 4.5 HP, 4 stroke air cooled OHV engine
- Sine wave digital inverter generator provides stable current to power voltage-sensitive electronics
- AC Outlet: 120V/16.7 amp AC output
- DC Outlet: 12V/8.3 amp DC output
- Comes with DC cables, spark plug socket, oil fill container, screwdriver and oil drain pipe

\$599.99



9000W GASOLINE GENERATOR WITH ELECTRIC START & WHEEL KIT

KCG-9000GE

Includes BATTERY

- Powerful 15 HP, 4 stroke air cooled OHV engine
- AVR system and electronic ignition
- Two duplex outlets: 120V/20 Amp AC output
- Two twist lock outlets: 120V/30 Amp and 120V/240V/30 Amp AC output
- Keyed electric start and easy start recoil starter
- AC Circuit breaker and resets for safe operation
- Terminals: 12V/8.3 amp DC output with DC reset
- Running time digital meter, ammeter and voltmeter

\$899.99



PRESSURE ABRASIVE SANDBLASTERS

- Heavy-duty all steel construction • Safety pressure relief valve
- Loading abrasive is made simple using the concave funnelltop of the tank
- 1/2" (I.D.) x 8 ft abrasive feed hose
- Includes media gun, 4 interchangeable nozzles (2, 2.5, 3 & 3.5mm), water separator filter, protective blast hood and teflon tape



\$169.99

\$209.99

Protective blast hood included

20 TON HYDRAULIC SHOP PRESS

KHP-20T

- Heavy-duty "H" frame with pressure gauge
- Stroke 7-1/4"
- Working range 0 - 37-1/2"
- Bed width 21-5/8"
- Adjustable bed height with support rods

\$339.99

2 TON FOLDING SHOP CRANE

KFC-2

- Simply remove two leg pins to lower or raise for storage
- 4 position boom extends from 42" to 63"
- Legs extend to 67 1/2"
- 8 Ton long stroke jack included

\$269.99

4.5MM CAMERA PROBE FOR INSPECTION CAMERAS

KW-9123

- 4.5mm diameter x 39" flexible-obedient camera probe waterproof to IP67 standards
- LED lights inside the camera probe tip illuminate dark spaces

\$89.99



INSPECTION CAMERA WITH LCD MONITOR

KC-9050

Kit includes:

- Camera handle, 9mm diameter x 39" flexible camera probe,
- 2.4" diagonal TFT-LCD color monitor
- LED lights inside the camera probe tip illuminate dark spaces
- Kit comes with 3 accessory tools (45T mirror,

\$99.99



WIRELESS INSPECTION CAMERA WITH RECORDABLE LCD MONITOR

KC-9200

Kit includes:

- Camera handle, 39" x 9mm camera probe, 39" x 10mm camera probe extension, 3.5" TFT-LCD wireless color monitor, monitor Li-ion charger, 3 accessory tools (45T mirror, magnetic pick-up, pick-up hook), USB and Video cables, 4GB SD memory card and 4 AA batteries



\$199.99

SANDBLAST CABINETS

ADHESIVE WINDOW PROTECTORS

Fits: KSB-110N-9
\$19.99
5 PC. KIT

REPLACEMENT CERAMIC NOZZLES

Fits: KSB-110N & KSB-350
\$19.99
4 PC. KIT

ADHESIVE WINDOW PROTECTORS

Fits: KSB-350
\$19.99
5 PC. KIT

KSB-350

- Filtered fluorescent light
- Aluminum gun with 3 ceramic replacement nozzles
- 2 rubber gauntlet gloves mounted in front

KSB-110N-9

- Filtered fluorescent light
- Aluminum gun with 3 ceramic replacement nozzles
- 2 rubber gauntlet gloves mounted in front
- Clear plastic full sized lid on top



\$159.99

\$599.

3000W DIGITAL INVERTER GENERATOR WITH REMOTE ELECTRIC START

KCG-3000i

- Powerful 6.8 HP, 4 stroke air cooled OHV engine
- Sine wave digital inverter generator provides stable current to power voltage-sensitive electronics
- Duplex outlet: 120V/20 amp AC
- Twist lock outlet: 120V/30 amp AC
- DC outlet: 12V/8.3 amp output
- 12V battery, DC cables, extra spark plug, spark plug socket, oil fill container, screwdriver and oil drain pipe

Comes with 2 starter keys & 2 remotes

\$999.99



RECIRCULATING PARTS WASHERS

CLEANING BRUSH FOR PARTS WASHERS

KM-059
\$19.99

\$159.99

\$199.99

\$69.99

KPW-205

- 5 gallon capacity
- Safety lever has fusible link
- Durable pump included

KPW-220

- 20 gallon capacity
- Safety lever has fusible link
- Durable pump included

KPW-240

- 40 gallon capacity
- Safety lever has fusible link
- Durable pump included

All taxes extra

We reserve the right to limit quantities. We also reserve the right to correct printing errors. Articles may vary from illustration shown. Some retailers may not stock all products due to space restrictions and product availability.

We reserve the right to correct any typographical and pictorial errors without notice.

5 PEAK HP AIR COMPRESSOR

8498

- Durable oil lubricated pump
- A.S.M.E. 20 gallon tank
- 7.4 SCFM @ 40 PSI
- 5.7 SCFM @ 90 PSI
- Air Pressure Regulator and easy to read Pressure Gauges

\$299.99

COMPRESSOR OIL BOTTLE (850ml)

KW-077

INCLUDED

with the purchase of # 8498

Sold separately **\$6.99**

