





Strips for Dividing Ornament Girl Soft Foam Balls into 5 Sections


Printing Instructions:


Print this page at 100% and **DO NOT** use the "Shrink to Fit" or "Fit to Page" options.

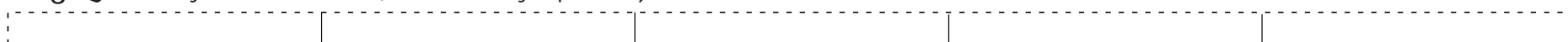
After printing, this box should measure 1" x 1".




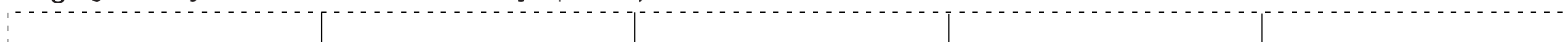
 Cut along the DOTTED lines ONLY, and use this long strip to mark your foam ball.




 Cut along the DOTTED lines ONLY, and use this long strip to mark your foam ball.



 Cut along the DOTTED lines ONLY, and use this long strip to mark your foam ball.



 Cut along the DOTTED lines ONLY, and use this long strip to mark your foam ball.

