

Equity in Athletics 2018

Institution Information

Institution: University of Mississippi (176017)

User ID: E1760171

Registration

Required fields are indicated with asterisks ().

University of Mississippi (176017)	
First Name*	Angela
Last Name*	Robinson
Title*	Sr. Associate Athletics Director for Finance/CFO
Address 1*	908 All American Drive
Address 2	
City*	University
State*	MS
Zip*	38677 - 1848
Phone*	662 - 915 - 2099
Extension	
Fax	662 - 915 - 7864
E-mail Address*	atrobin@olemiss.edu
Confirm E-mail Address*	
Comment	<p>* Please use this box if you would like to provide additional contact information such as a cell phone number or the best time to reach you if there are questions about your survey. Also, if the person listed above is not the person who enters the data, please provide the name and contact information for the person who enters the data. This information is for the survey help desk staff only. It will not be seen by the public.</p> <p>Andy Williams Assistant Athletics Director for Finance 662-915-7511 andyw@olemiss.edu</p>

Identification

Please enter/review all applicable information. Required fields are indicated with asterisks ().

General Information	
Institution Name	University of Mississippi
Address 1 *	Oxford, Mississippi
Address 2	
City *	University
State *	MS
ZIP Code *	38677 -
Telephone *	662 - 915 - 7211 Ext.

Athletic Department	
Athletic Director Name *	Ross Bjork
Address 1 *	908 All American Drive
Address 2	
City *	UNIVERSITY
State *	MS
ZIP Code *	38677 - 1848
Telephone *	662 - 915 - 7546 Ext.

Chief Administrative Officer	
Chief Administrative Officer's Name *	Jeffrey S. Vitter
Title *	Chancellor
Telephone *	662 - 915 - 7111 Ext.
Fax	- -
E-mail Address *	chancellor@olemiss.edu

EADA General

Designated Reporting Year*

Note: The reporting period must be 12 months. The dates for the reporting year should be consistent from year to year.

Begins: (MM/DD) 07/01 /2017 Ends: (MM/DD) 06/30 /2018

Number of full-time undergraduates by gender: The numbers below were reported on your institution's 2017-18 IPEDS Survey and should not be changed unless they were reported incorrectly to IPEDS. If the numbers are incorrect, please call the EADA Help Desk to correct them.

	Number	Percent
Male full-time undergraduates	7653	44 %
Female full-time undergraduates	9708	56 %
Total full-time undergraduates	17361	100 %

Athletic Sanctioning Body for the designated reporting year (select one):*

- | | |
|--|--|
| <input checked="" type="radio"/> NCAA Division I-FBS | <input type="radio"/> NAIA Division I |
| <input type="radio"/> NCAA Division I-FCS | <input type="radio"/> NAIA Division II |
| <input type="radio"/> NCAA Division I without football | <input type="radio"/> NJCAA Division I |
| <input type="radio"/> NCAA Division II with football | <input type="radio"/> NJCAA Division II |
| <input type="radio"/> NCAA Division II without football | <input type="radio"/> NJCAA Division III |
| <input type="radio"/> NCAA Division III with football | <input type="radio"/> NCCAA Division I |
| <input type="radio"/> NCAA Division III without football | <input type="radio"/> NCCAA Division II |
| <input type="radio"/> CCCAA | <input type="radio"/> NWAC |
| <input type="radio"/> Independent | <input type="radio"/> USCAA |
| <input type="radio"/> Other | |

Other Description: _____

Update Status

Date Completed	10/16/2018
Update Status	Updated

Equity in Athletics 2018

Institution: University of Mississippi (176017)
User ID: E1760171

Screening Questions

Please answer these questions carefully as your responses will determine which subsequent data entry screens are appropriate for your institution.

1. How will you report Operating (Game-day) Expenses?

By Team

Per Participant

2. Select the type of varsity sports teams at your institution.

- Men's Teams
- Women's Teams
- Coed Teams

3. Do any of your teams have assistant coaches?

- Yes
 - Men's Teams
 - Women's Teams
 - Coed Teams
- No

- If you save the data on this screen, then return to the screen to make changes, note the following:
- 1) If you select an additional type of team remember to include associated data for that type of team on subsequent screens;
- 2) If you delete a type of team but have already entered associated data on other screens, all associated data for that type of team will be deleted from subsequent screens. However, because the survey system has to recalculate the totals, you must re-save every screen.

Sports Selection - Men's and Women's Teams

Select the varsity sports teams at your institution.

Sport	Men's	Women's Sport	Men's	Women's
Archery	<input type="checkbox"/>	<input type="checkbox"/> Badminton	<input type="checkbox"/>	<input type="checkbox"/>
Baseball	<input checked="" type="checkbox"/>	Basketball	<input checked="" type="checkbox"/>	<input checked="" type="checkbox"/>
Beach Volleyball	<input type="checkbox"/>	<input type="checkbox"/> Bowling	<input type="checkbox"/>	<input type="checkbox"/>
Cross Country	<input type="checkbox"/>	<input type="checkbox"/> Diving	<input type="checkbox"/>	<input type="checkbox"/>
Equestrian	<input type="checkbox"/>	<input type="checkbox"/> Fencing	<input type="checkbox"/>	<input type="checkbox"/>
Field Hockey	<input type="checkbox"/>	<input type="checkbox"/> Football	<input checked="" type="checkbox"/>	<input type="checkbox"/>
Golf	<input checked="" type="checkbox"/>	<input checked="" type="checkbox"/> Gymnastics	<input type="checkbox"/>	<input type="checkbox"/>
Ice Hockey	<input type="checkbox"/>	<input type="checkbox"/> Lacrosse	<input type="checkbox"/>	<input type="checkbox"/>
Rifle	<input type="checkbox"/>	<input checked="" type="checkbox"/> Rodeo	<input type="checkbox"/>	<input type="checkbox"/>
Rowing	<input type="checkbox"/>	<input type="checkbox"/> Sailing	<input type="checkbox"/>	<input type="checkbox"/>
Skiing	<input type="checkbox"/>	<input type="checkbox"/> Soccer	<input type="checkbox"/>	<input checked="" type="checkbox"/>
Softball	<input type="checkbox"/>	<input checked="" type="checkbox"/> Squash	<input type="checkbox"/>	<input type="checkbox"/>
Swimming	<input type="checkbox"/>	<input type="checkbox"/> Swimming and Diving (combined)	<input type="checkbox"/>	<input type="checkbox"/>
Synchronized Swimming	<input type="checkbox"/>	<input type="checkbox"/> Table Tennis	<input type="checkbox"/>	<input type="checkbox"/>
Team Handball	<input type="checkbox"/>	<input type="checkbox"/> Tennis	<input checked="" type="checkbox"/>	<input checked="" type="checkbox"/>
Track and Field (Indoor)	<input type="checkbox"/>	<input type="checkbox"/> Track and Field (Outdoor)	<input type="checkbox"/>	<input type="checkbox"/>
Track and Field and Cross Country (combined)	<input checked="" type="checkbox"/>	<input checked="" type="checkbox"/> Volleyball	<input type="checkbox"/>	<input checked="" type="checkbox"/>
Water Polo	<input type="checkbox"/>	<input type="checkbox"/> Weight Lifting	<input type="checkbox"/>	<input type="checkbox"/>
Wrestling	<input type="checkbox"/>	<input type="checkbox"/> Other Sports (Specify sports in the caveat box.)*	<input type="checkbox"/>	<input type="checkbox"/>

CAVEAT

The caveat on this screen is for internal use and does not appear on the EADA Dissemination Website (public site). If you want information to appear on the public site, enter it on the Athletic Participation screen.

* If you indicated in the caveat box that your other sports are Dancing and/or Cheerleading, please specify in the caveat box that these are competitive varsity teams (i.e., not pep squads).

- If you save the data on this screen, then return to the screen to make changes, note the following:
 - 1) If you select an additional team remember to include associated data for that sport on subsequent screens;
 - 2) If you delete a sport but have already entered associated data on other screens, all associated data for that sport will be deleted from subsequent screens. However, because the survey system has to recalculate the totals, you must re-save every screen.

Athletics Participation - Men's and Women's Teams

Enter the number of participants as of the day of the first scheduled contest.

Varsity Teams	Men's Teams	Women's Teams
Baseball	35	
Basketball	16	13
Football	127	
Golf	9	9
Rifle		14
Soccer		29
Softball		25
Tennis	8	10
Track and Field and Cross Country (combined)	91	112
Track and Field (Indoor)	35	47
Track and Field (Outdoor)	36	47
Cross Country	20	18
Volleyball		16
Total Participants Men's and Women's Teams	286	228
Unduplicated Count of Participants	230	163

(This is a head count. If an individual participates on more than one team, count that individual only once on this line.)

CAVEAT

(For each men's or women's team that includes opposite sex participants, specify the number of male and the number of female students on that team in this caveat box. This does not apply for coed teams. Additionally, provide any other clarifying information here.)

If you save the data on this screen, then return to the screen to make changes, please note you must re-save every screen because the survey system has to recalculate the totals.

Head Coaches - Men's Teams

For each men's team, indicate whether the head coach is male or female, was assigned to the team on a full-time or part-time basis, and whether the coach was employed by the institution on a full-time basis or on a part-time or volunteer basis, by entering a 1 in the appropriate field. The Swimming and Diving (combined) fields allow up to 2 head coaches. The Track and Field and Cross Country (combined) fields allow up to 3.

Varsity Teams	Male Head Coaches			Female Head Coaches				Total Head Coaches	
	Assigned to Team on a Full-Time Basis	Assigned to Team on a Part-Time Basis	Full-Time Institution Employee	Part-Time Institution Employee or Volunteer	Assigned to Team on a Full-Time Basis	Assigned to Team on a Part-Time Basis	Full-Time Institution Employee		Part-Time Institution Employee or Volunteer
Baseball	1		1						1
Basketball	1		1						1
Football	1		1						1
Golf	1		1						1
Tennis	1		1						1
Track and Field and Cross Country (combined)						1	1		1
Coaching Position Totals	5	0	5	0	0	1	1	0	6
CAVEAT									



Head Coaches - Women's Teams

For each women's team, indicate whether the head coach is male or female, was assigned to the team on a full-time or part-time basis, and whether the coach was employed by the institution on a full-time basis or on a part-time or volunteer basis, by entering a 1 in the appropriate field. The Swimming and Diving (combined) fields allow up to 2 head coaches. The Track and Field and Cross Country (combined) fields allow up to 3.

Varsity Teams	Male Head Coaches			Part-Time Institution Employee or Volunteer	Female Head Coaches			Total Head Coaches	
	Assigned to Team on a Full-Time Basis	Assigned to Team on a Part-Time Basis	Full-Time Institution Employee		Assigned to Team on a Full-Time Basis	Assigned to Team on a Part-Time Basis	Full-Time Institution Employee		Part-Time Institution Employee or Volunteer
Basketball	1		1					1	
Golf					1		1	1	
Rifle					1		1	1	
Soccer	1		1					1	
Softball	1		1					1	
Tennis	1		1					1	
Track and Field and Cross Country (combined)						1	1	1	
Volleyball	1		1					1	
Coaching Position Totals	5	0	5	0	2	1	3	0	8
CAVEAT									



Head Coaches' Salaries - Men's and Women's Teams

Enter only salaries and bonuses that your institution pays head coaches as compensation for coaching. Do not include benefits on this screen.

Do not include volunteer coaches in calculating the average salary and the Full-Time Equivalent (FTE) Total.

For help calculating the FTE total click on the Instructions link on this screen.

	Men's Teams	Women's Teams
Average Annual Institutional Salary per Head Coaching Position (for coaching duties only)	1,273,078	286,916
Number of Head Coaching Positions Used to Calculate the Average	6	8
Number of Volunteer Head Coaching Positions (Do not include these coaches in your salary or FTE calculations.)	0	0
Average Annual Institutional Salary per Full-time equivalent (FTE)	1,388,812	306,044
Sum of Full-Time Equivalent (FTE) Positions Used to Calculate the Average	5.50	7.50
CAVEAT		

Assistant Coaches - Men's Teams

For each men's team, indicate whether the assistant coach is male or female, was assigned to the team on a full-time or part-time basis, and whether the coach was employed by the institution on a full-time basis or on a part-time or volunteer basis, by entering a 1 in the appropriate field.


Varsity Teams	Male Assistant Coaches				Female Assistant Coaches				Total Assistant Coaches
	Assigned to Team on a Full-Time Basis	Assigned to Team on a Part-Time Basis	Full-Time Institution Employee	Part-Time Institution Employee or Volunteer	Assigned to Team on a Full-Time Basis	Assigned to Team on a Part-Time Basis	Full-Time Institution Employee	Part-Time Institution Employee or Volunteer	
Baseball	2	1	2	1					3
Basketball	3		3						3
Football	9	5	9	5					14
Golf	1		1						1
Tennis	1		1						1
Track and Field and Cross Country (combined)		7	5	2		4		4	11
Coaching Position Totals	16	13	21	8	0	4	0	4	33
CAVEAT									



Assistant Coaches - Women's Teams

For each women's team, indicate whether the assistant coach is male or female, was assigned to the team on a full-time or part-time basis, and whether the coach was employed by the institution on a full-time basis or on a part-time or volunteer basis, by entering a 1 in the appropriate field.

Varsity Teams	Male Assistant Coaches				Female Assistant Coaches				Total Assistant Coaches
	Assigned to Team on a Full-Time Basis	Assigned to Team on a Part-Time Basis	Full-Time Institution Employee	Part-Time Institution Employee or Volunteer	Assigned to Team on a Full-Time Basis	Assigned to Team on a Part-Time Basis	Full-Time Institution Employee	Part-Time Institution Employee or Volunteer	
Basketball	1		1		2		2		3
Golf	1		1			1		1	2
Rifle	1		1						1
Soccer	1	1	1	1	1		1		3
Softball	1		1		1	1	1	1	3
Tennis	1		1			1		1	2
Track and Field and Cross Country (combined)		7	5	2		4		4	11
Volleyball	1		1		1		1		2
Coaching Position Totals	7	8	12	3	5	7	5	7	27
CAVEAT									



Assistant Coaches' Salaries - Men's and Women's Teams


Enter only salaries and bonuses that your institution pays assistant coaches as compensation for coaching. Do not include benefits on this screen.

Do not include volunteer coaches in calculating the average salary and the Full-Time Equivalent (FTE) Total.

For help calculating the FTE total click on the [Instructions link](#) on this screen.

	Men's Teams	Women's Teams
Average Annual Institutional Salary per Assistant Coaching Position (for coaching duties only)	323,908	105,973
Number of Assistant Coaching Positions Used to Calculate the Average	22	17
Number of Volunteer Assistant Coaching Positions (Do not include these coaches in your salary or FTE calculations.)	11	10
Average Annual Institutional Salary per Full-time equivalent (FTE)	375,051	124,244
Sum of Full-Time Equivalent (FTE) Positions Used to Calculate the Average	19.00	14.50

CAVEAT



Athletically Related Student Aid - Men's and Women's Teams

Athletically related student aid is any scholarship, grant, or other form of financial assistance, offered by an institution, the terms of which require the recipient to participate in a program of intercollegiate athletics at the institution. Other student aid, of which a student-athlete simply happens to be the recipient, is not athletically related student aid. If you do not have any aid to report, enter a 0.

	Men's Teams	Women's Teams	Total
Amount of Aid	5,558,783	4,223,116	9,781,899
Ratio (percent)	57	43	100%
CAVEAT			

Recruiting Expenses - Men's and Women's Teams

Recruiting expenses are all expenses an institution incurs attributable to recruiting activities. This includes, but is not limited to, expenses for lodging, meals, telephone use, and transportation (including vehicles used for recruiting purposes) for both recruits and personnel engaged in recruiting, and other expenses for official and unofficial visits, and all other expenses related to recruiting. If you do not have any recruiting expenses to report, enter a 0.

	Men's Teams	Women's Teams	Total
Total	1,216,601	466,835	1,683,436
CAVEAT			

Operating (Game-Day) Expenses - Men's and Women's Teams by Team

Operating expenses are all expenses an institution incurs attributable to home, away, and neutral-site intercollegiate athletic contests (commonly known as "game-day expenses"), for (A) Lodging, meals, transportation, uniforms, and equipment for coaches, team members, support staff (including, but not limited to team managers and trainers), and others; and (B) Officials.
 For a sport with a men's team and a women's team that have a combined budget, click [here](#) for special instructions. Report actual numbers, not budgeted or estimated numbers. Please do not round beyond the next dollar.

Varsity Teams	Participants	Men's Teams		Women's Teams		By Team Total	Operating Expenses
		Operating Expenses per Participant	By Team	Participants	Operating Expenses per Participant		
Basketball	16	131,667	2,106,667	13	84,651	1,100,466	3,207,133
Football	127	48,176	6,118,412				6,118,412
Baseball	35	81,373	2,848,039				2,848,039
Golf	9	23,741	213,670	9	21,949	197,540	411,210
Rifle				14	14,461	202,450	202,450
Soccer				29	18,688	541,961	541,961
Softball				25	28,256	706,394	706,394
Tennis	8	42,659	341,275	10	40,250	402,499	743,774
Track and Field and Cross Country (combined)	91	7,894	718,399	112	6,279	703,275	1,421,674
Volleyball				16	41,418	662,694	662,694
Total Operating Expenses Men's and Women's Teams	286		12,346,462	228		4,517,279	16,863,741



Note: This screen is for game-day expenses only.

Total Expenses - Men's and Women's Teams

Enter all expenses attributable to intercollegiate athletic activities. This includes appearance guarantees and options, athletically related student aid, contract services, equipment, fundraising activities, operating expenses, promotional activities, recruiting expenses, salaries and benefits, supplies, travel, and any other expenses attributable to intercollegiate athletic activities.

Report actual numbers, not budgeted or estimated numbers. Please do not round beyond the next dollar.

Varsity Teams	Men's Teams	Women's Teams	Total
Basketball	12,547,833	5,338,894	17,886,727
Football	30,175,051		30,175,051
Baseball	6,226,923		6,226,923
Golf	1,004,759	1,044,290	2,049,049
Rifle		744,207	744,207
Soccer		2,553,000	2,553,000
Softball		2,417,500	2,417,500
Tennis	1,159,979	1,339,380	2,499,359
Track and Field and Cross Country (combined)	2,026,367	2,460,221	4,486,588
Volleyball		2,281,215	2,281,215
Total Expenses of all Sports, Except Football and Basketball, Combined	10,418,028	12,839,813	23,257,841
Total Expenses Men's and Women's Teams	53,140,912	18,178,707	71,319,619
Not Allocated by Gender/Sport (Expenses not attributable to a particular sport or sports)			27,837,916
Grand Total Expenses			99,157,535
CAVEAT			



Total Revenues - Men's and Women's Teams

Your total revenues must cover your total expenses.
 Enter all revenues attributable to intercollegiate athletic activities. This includes revenues from appearance guarantees and options, an athletic conference, tournament or bowl games, concessions, contributions from alumni and others, institutional support, program advertising and sales, radio and television, royalties, signage and other sponsorships, sport camps, state or other government support, student activity fees, ticket and luxury box sales, and any other revenues attributable to intercollegiate athletic activities.
Report actual numbers, not budgeted or estimated numbers. Please do not round beyond the next dollar.

Varsity Teams	Men's Teams	Women's Teams	Total
Basketball	10,572,245	368,352	10,940,597
Football	51,212,053		51,212,053
Baseball	5,788,000		5,788,000
Golf	96,471	130,450	226,921
Rifle		69,394	69,394
Soccer		504,949	504,949
Softball		392,732	392,732
Tennis	182,726	231,832	414,558
Track and Field and Cross Country (combined)	213,521	330,698	544,219
Volleyball		287,386	287,386
Total Revenues of all Sports, Except Football and Basketball, Combined	6,280,718	1,947,441	8,228,159
Total Revenues Men's and Women's Teams	68,065,016	2,315,793	70,380,809
Not Allocated by Gender/Sport (Revenues not attributable to a particular sport or sports)			28,776,726
Grand Total for all Teams (includes by team and not allocated by gender/sport)			99,157,535

CAVEAT



Summary - Men's and Women's Teams

Your Grand Total Revenues must be equal to or greater than your Grand Total Expenses or you will not be able to lock your survey.

	Men's Teams	Women's Teams	Total
1 Total of Head Coaches' Salaries	7,638,468	2,295,328	9,933,796
2 Total of Assistant Coaches' Salaries	7,125,976	1,801,541	8,927,517
3 Total Salaries (Lines 1+2)	14,764,444	4,096,869	18,861,313
4 <u>Athletically Related Student Aid</u>	5,558,783	4,223,116	9,781,899
5 <u>Recruiting Expenses</u>	1,216,601	466,835	1,683,436
6 <u>Operating (Game-Day) Expenses</u>	12,346,462	4,517,279	16,863,741
7 <u>Summary of Subset Expenses (Lines 3+4+5+6)</u>	33,886,290	13,304,099	47,190,389
8 <u>Total Expenses for Teams</u>	53,140,912	18,178,707	71,319,619
9 <u>Total Expenses for Teams Minus Subset Expenses (Line 8 – Line 7)</u>	19,254,622	4,874,608	24,129,230
10 <u>Not Allocated Expenses</u>			27,837,916
11 <u>Grand Total Expenses (Lines 8+10)</u>			99,157,535
12 <u>Total Revenues for Teams</u>	68,065,016	2,315,793	70,380,809
13 <u>Not Allocated Revenues</u>			28,776,726
14 <u>Grand Total Revenues (Lines 12+13)</u>			99,157,535
15 <u>Total Revenues for Teams minus Total Expenses for Teams (Line 12-Line 8)</u>	14,924,104	-15,862,914	-938,810
16 <u>Grand Total Revenues Minus Grand Total Expenses (Line 14- Line 11)</u>			0

To return to a data entry screen, click on the link in the Navigation Menu.


To proceed to the Supplemental Information screen, click on the link in the Navigation Menu or click on the "Next" button on this screen.

Supplemental Information (optional)

This screen may be used to help the reader better understand the data you have provided, or to help a prospective student-athlete make an informed choice of an athletics program.

This information will be viewable on the EADA public website. Please do not include the names of individuals or write messages to the help desk.

To explain specific data entered on a previous screen, please use the caveat box on that screen.

A large, empty rectangular box with a thin black border, intended for the user to provide supplemental information. It is currently blank.