

**Softpod**

Effective September 2023 Canada

APPLICATION GUIDE & PRICELIST™  
**softpod**

**D**

DISTRIBUTION

global

## Introduction

Why Softpod?	2
Statement Of Line	3
Footprint	4
Off grid Planning	4
Scalable	5
Power Connectionis	6
Quick Specification	6
Space Planning	7

## Planning and Application

Pod Formats	8
Planning for Single Softpod with 3 Dividers	8
Planning for Single Softpod with 4 Dividers	9
Planning for Single Softpod with 5 Dividers	9
Center	
Planning for Single Softpod with 5 Dividers	10
Left / Right	
Privacy Extensions	11
PET Felt Colour Programming	13
Worksurface Dimensions	13
Grommet Location	14
Electrical	15
Storage	18
Accessories	18

## Price List

Softpods and Extensions	19
Electrical	21
Storage	25
Accessories	26

## Why Softpod?

Softpod is where flexibility meets focus - bringing a new work style option to the Global family of products. This sleek privacy pod is a cozy, secluded space dedicated to focus. Its multi-segmented dividers and hexagon shape offer flexibility for both privacy and space planning.

### Divider:

- PET Felt / aluminum composition
- Channel edge allows for add-on privacy

### PET Felt features:

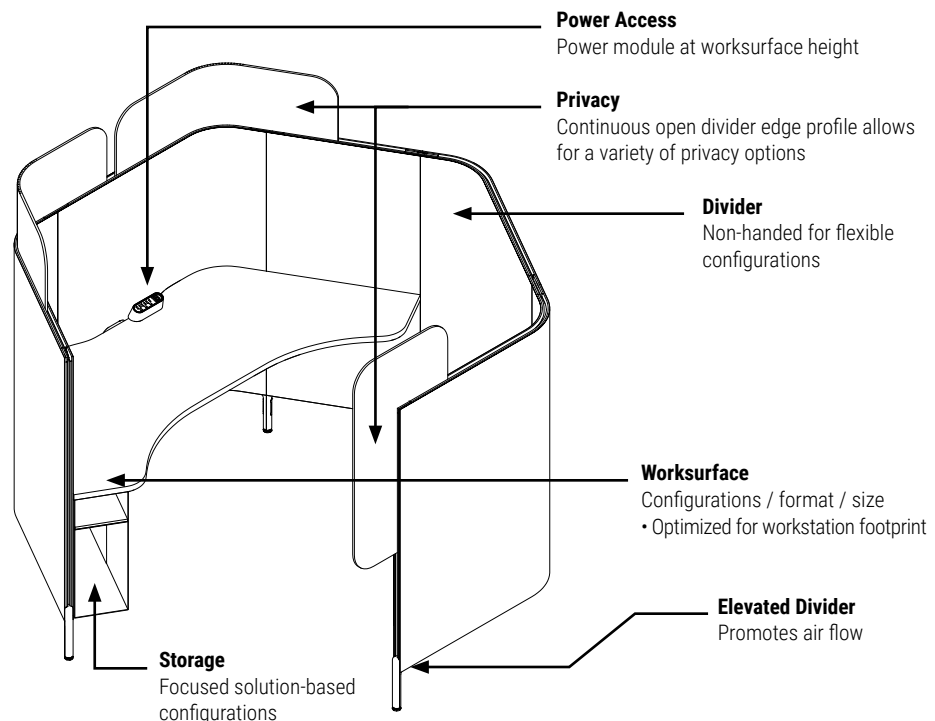
- Tackable acoustic material
- Soft form capability

### Electrical:

- Simple interconnect / direct plug-in or
- Hard wire formats

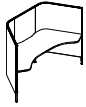
### Storage:

- Solution based



**Statement Of Line****Softpods**

HX3P5472SW

Softpod with 3 Dividers  
and Worksurface

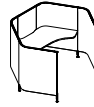
HX4P5472SW

Softpod with 4 Dividers  
and Worksurface

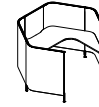
HX4P5472R/LW

Softpod with 4 Dividers and  
Wrap Around Worksurface

HX5P5472SW


Softpod with 5 Dividers  
and Worksurface

HX5P5472WW

Softpod with 5 Dividers and  
Wrap Around Worksurface

HXP5430

Single J-divider

**Extensions**

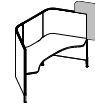
HXPAEFE

End PET Felt Extension  
Divider Add-on

HXPACFE

Corner PET Felt Extension  
Divider Add-on

HXPATCFE

Top Corner PET Felt Extension  
Divider Add-on**Electrical**

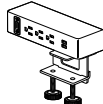
BRED50

Duo Module

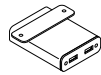


BRET53

Trio Plus Module



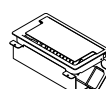
HXEUWC

Under Worksur-  
face/ Edge USB  
Charger

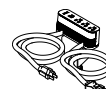
GAADG

Access Door  
Module

GAADCT

Access Door Module  
with Cable Tray

GMDSA10

ModPower Starter  
Mounted Unit

GMDCA3

ModPower Middle  
Mounted Unit

GMDEA3

ModPower End  
Mounted Unit

GMDSF10

ModPower In Surface  
Starter Unit

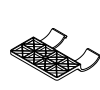
GMDCF3

ModPower In  
Surface Middle Unit

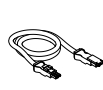
GMDEF3

ModPower In  
Surface End Unit

GMDCLIPS

ModPower Man-  
agement Clips

GMDJ36BK

ModPower Intercon-  
necting Jumper

GMDPC22W

Slim Desktop Power  
Module, 2 Duplex

GMDPC32W

Slim Desktop Power  
Module, 3 Duplex

HXEPK


Station 2-Circuit  
Power Kit

HXECS

Cable Shroud



HXEPPJ

Station to Station  
Jumper

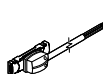
HXECF

Ceiling Feed



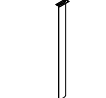
HXEBF

Base Feed



HXECFP

Ceiling Feed Pole



HXEPGK

Divider Grommet  
Kit

HXEPGCS

Divider Grommet  
Connector / Spacer**Accessories**

BLVELEDVS

LED Single Arm  
Lamp

BLVELEDVD

LED Double Arm  
Lamp

BLVELEDVS

LED Single Arm  
Lamp

BLVELEDVD

LED Double Arm  
Lamp

BLVELEDASCM

Lamp Mounting  
Options

BLVELEDAFS

Lamp Mounting  
Options

HXAHS

Hanging Shelf



HXAHSWB

Hanging Shelf with  
Dry Erase Board

HXARWS

Rear Wall Shelf



HXACHS

Coat/Bag Hook  
for Dividers

HXACHT

Coat/Bag Hook  
for Dividers Edge

HXABH

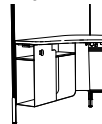
Under Surface  
Bag Hook

HXNP

Name Plate

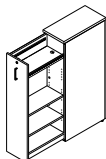
**Storage**

HXSCSO

Under Work-  
surface Casual  
Storage Unit

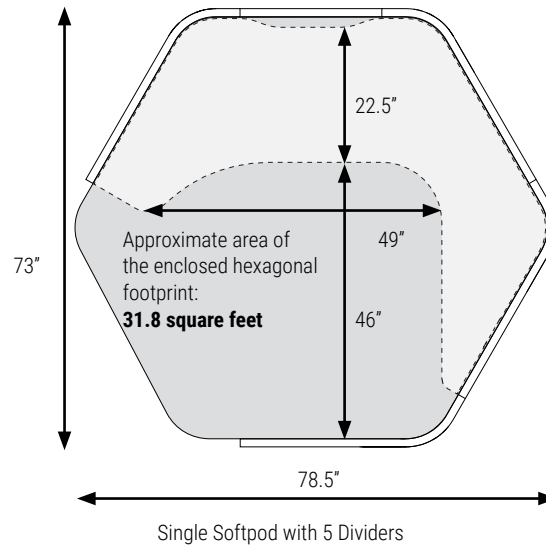
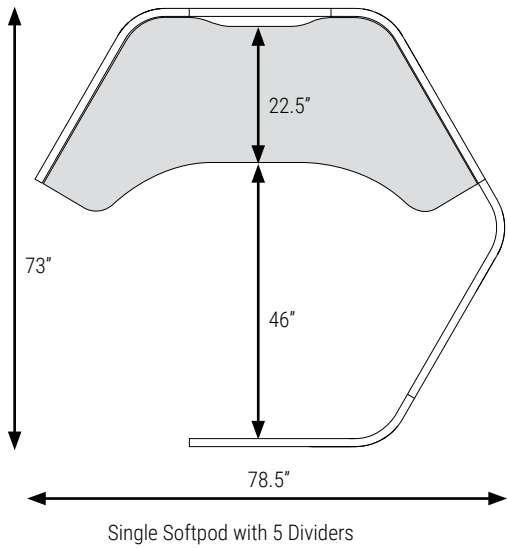
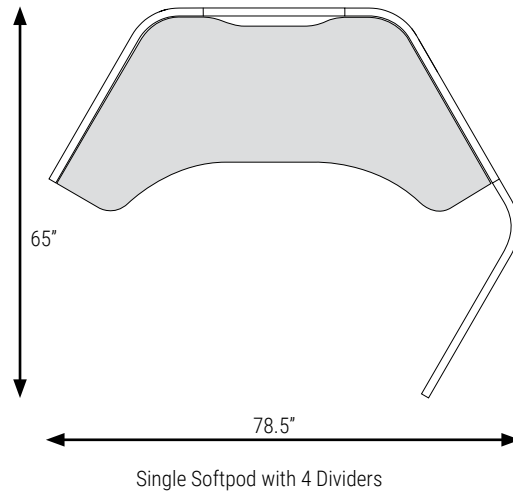
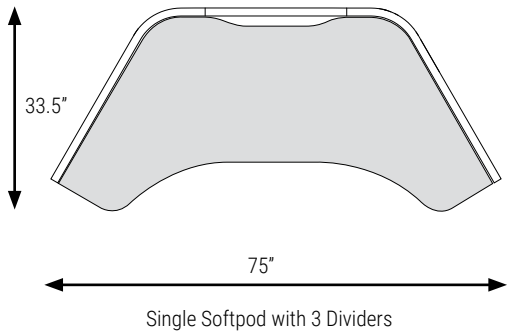
L2PO

Pantry Storage



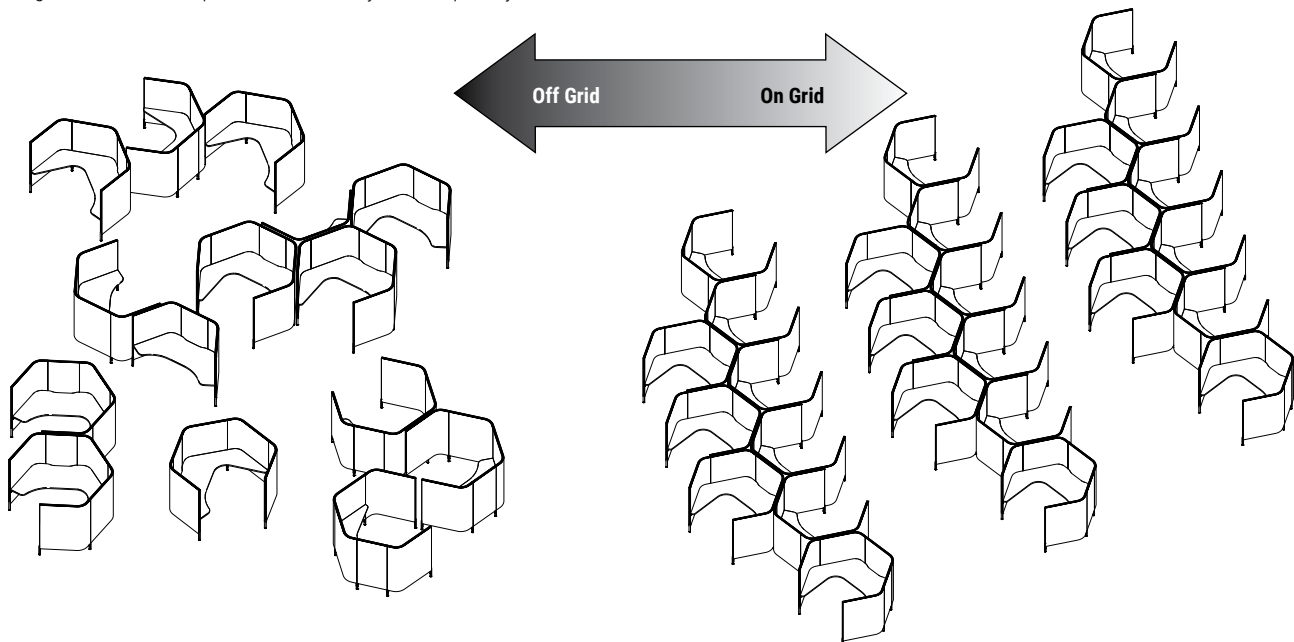


## Footprint



## Off Grid Planning

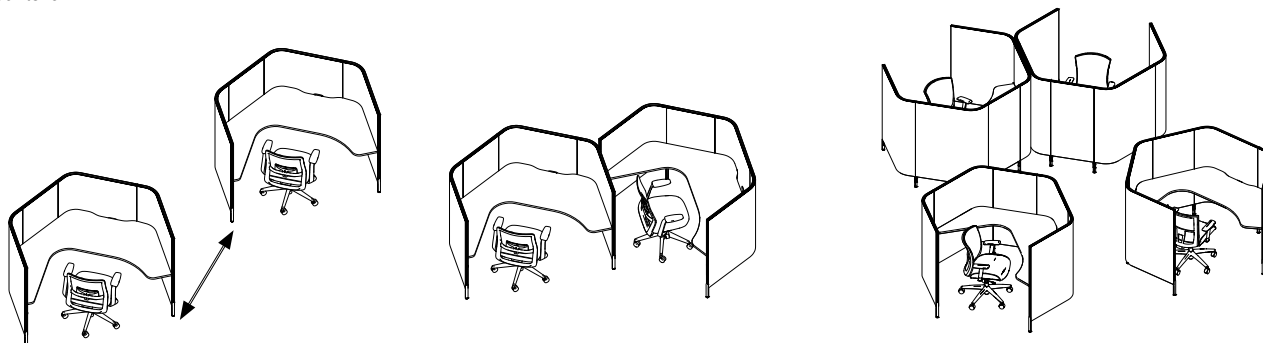
The flexible format of Softpod offers a variety of planning options and encourages both on and off grid layouts. From a single or cluster of Softpods this versatile system adapts to your needs.



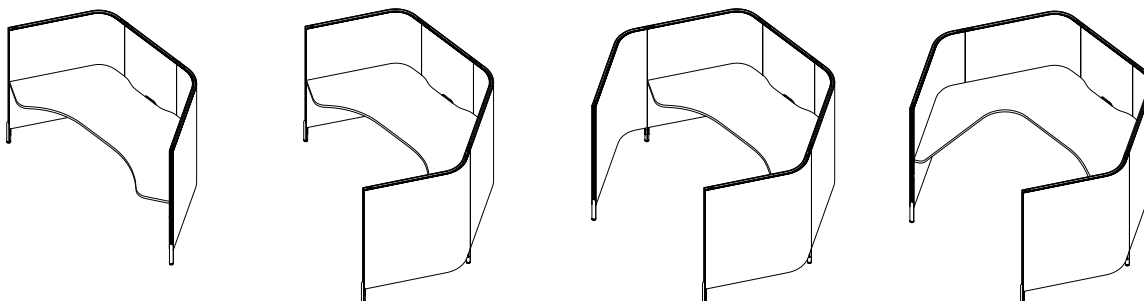


**Off Grid Planning****Agile**

The freestanding, single Softpod can flex to support any number of employees in a hybrid work environment. The pods can be easily reconfigured and adjusted as needs change. Its small kit of parts and thoughtfully designed features make it easy to specify and keep inventory counts low.

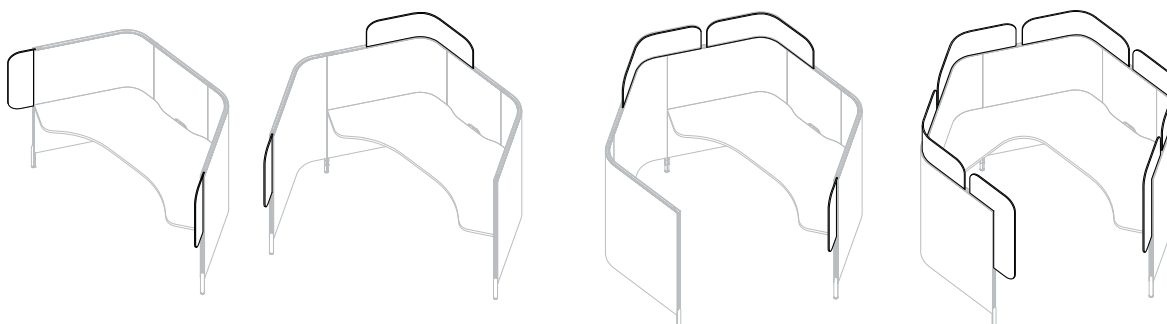
**Scalable**

The adaptable dividers give the ability to address the level of privacy needed on a station by station basis.

**Softpod PRIVACY**

Less Privacy

More Privacy

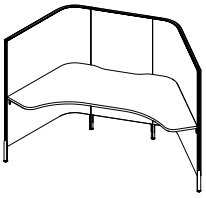
**Extensions - PRIVACY**

Less Privacy

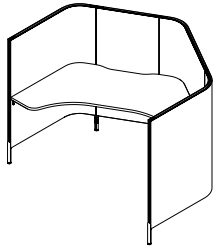
More Privacy

## Quick Specification

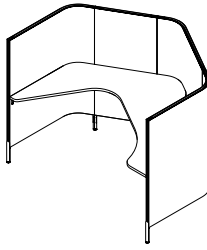
Softpod's small and complete kits allows for quick and efficient movement of product from time of specification to installation.



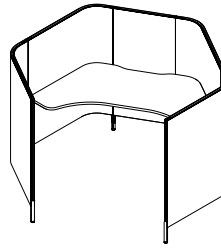
Single Pod with 3 Dividers



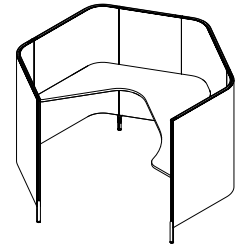
Single Pod with 4 Dividers



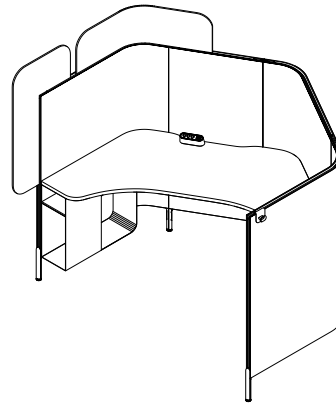
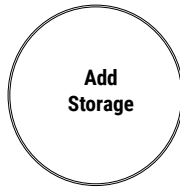
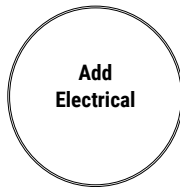
Single Pod with 4 Dividers  
and Wrap Around Surface



Single Pod with 5 Dividers



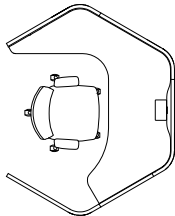
Single Pod with 5 Dividers and  
Wrap Around Surface



## Power Connections

### Plug In

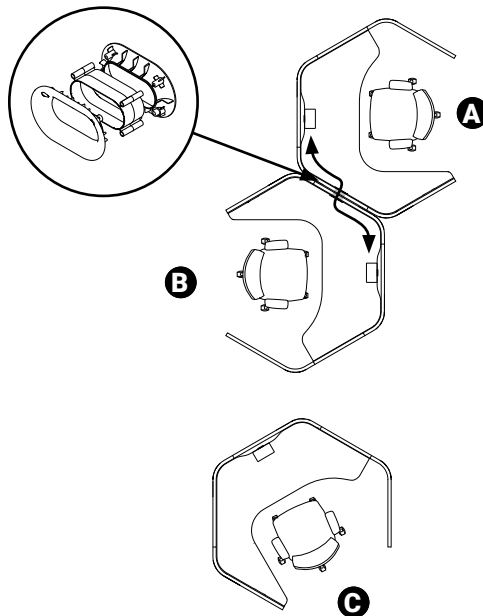
Simple casual wire - Direct plug-in or hard wired.



### Daisy Chain Interconnect System

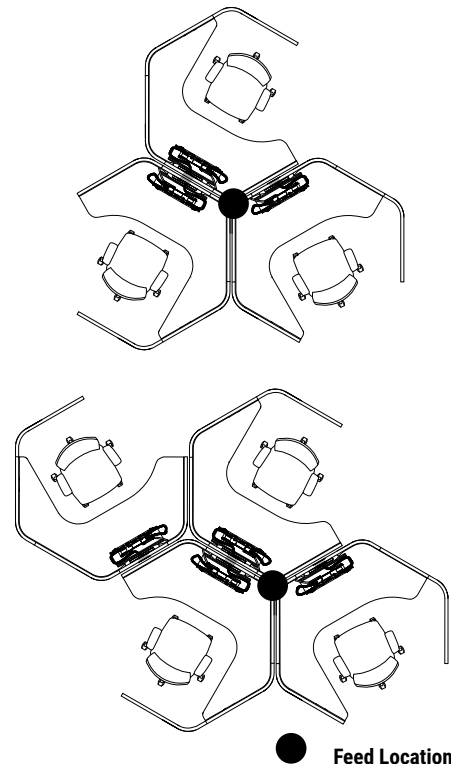
Plug-in power supply and interlinked, pre-determined, universal modules. If specified, one module is shipped with the station and interconnected on site.

Integrating additional station (C) requires disconnecting A from B and plugging in the C on site.



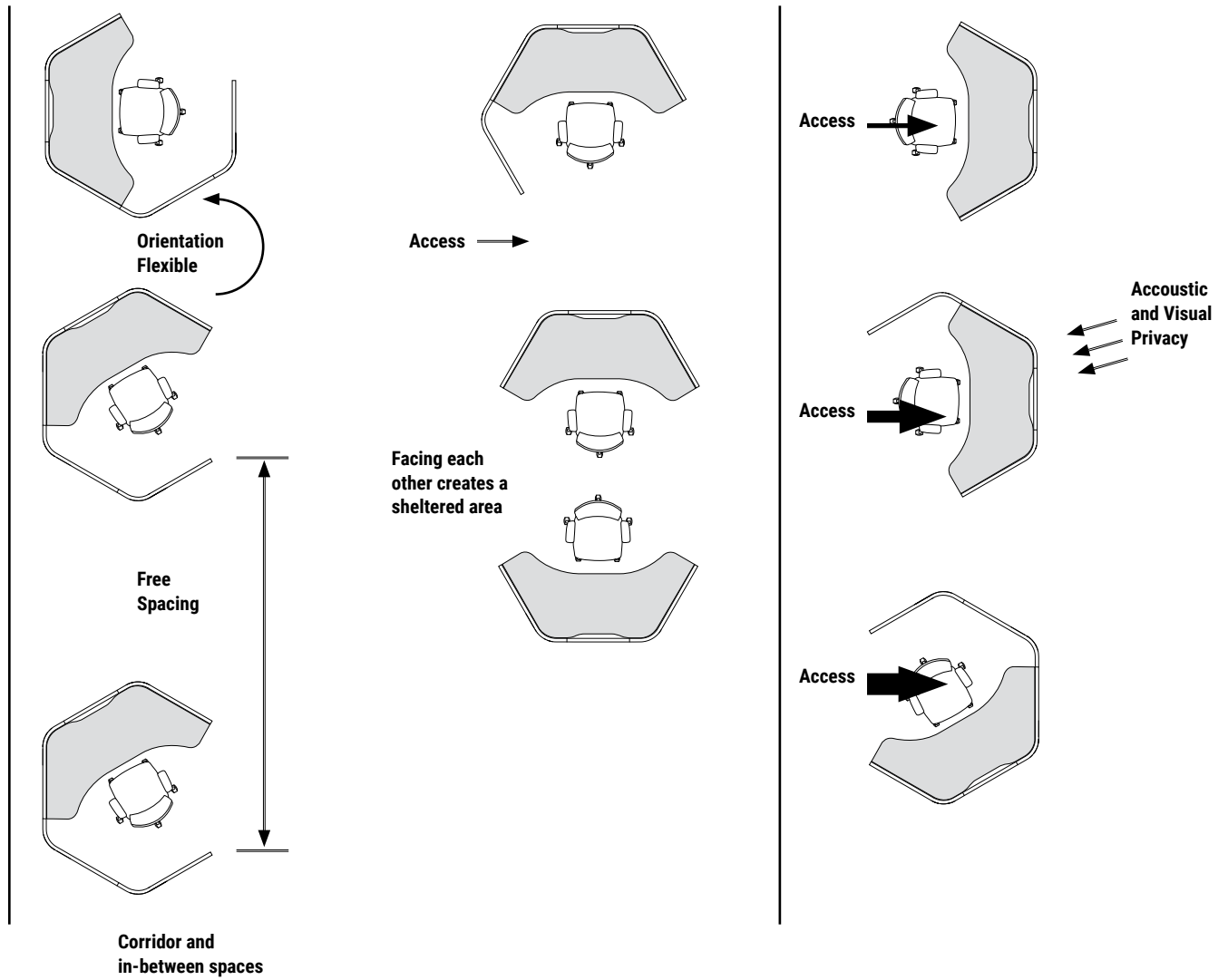
### Dual Circuit Power

Outlets mounted below worksurfaces.



● Feed Location

## Space Planning





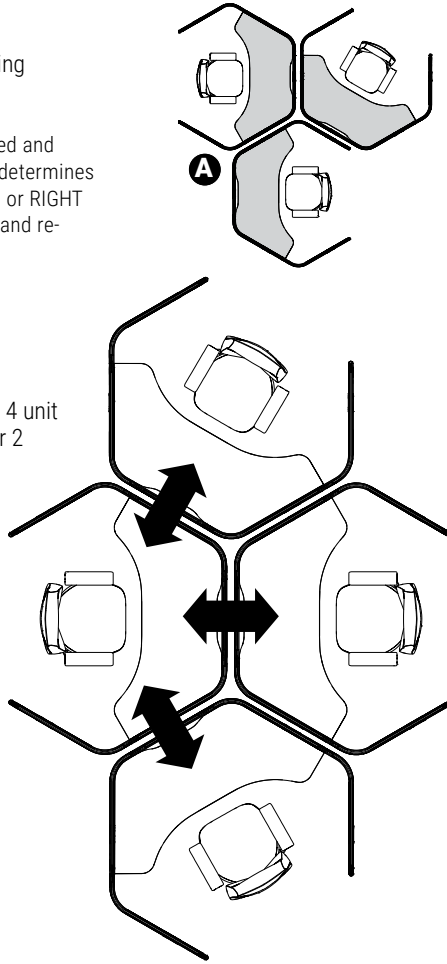
## Pod Formats

Align units in cluster plan  
Option unit type & orientation

(A) Worksurfaces must have opposing alignment

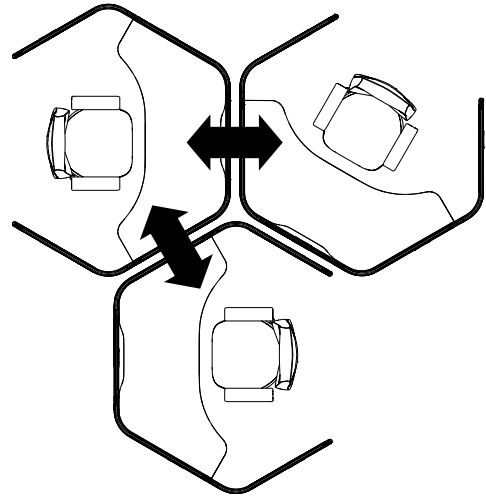
Flat and curved dividers are non-handed and symmetrical. The addition of the legs determines if the j-dividers becomes LEFT handed or RIGHT handed. Any j-divider can be configured and re-configured LEFT or RIGHT.

Maximum 4 unit cluster per 2 circuits

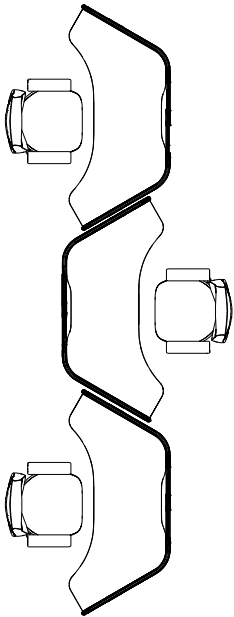


Power/ data is delivered through divider via grommet

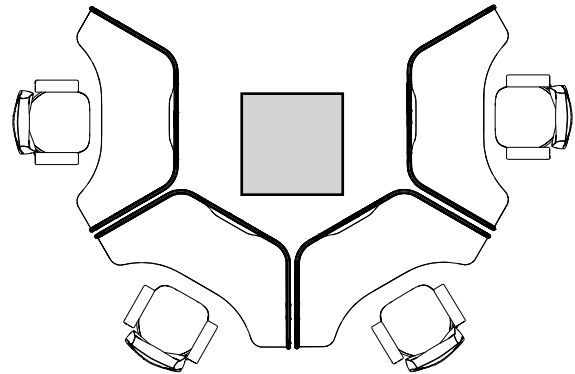
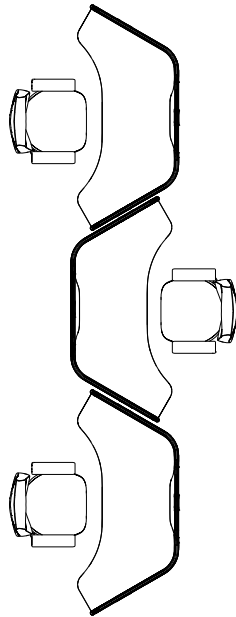
Grommet tethers units together



## Planning for Single Softpod with 3 Dividers

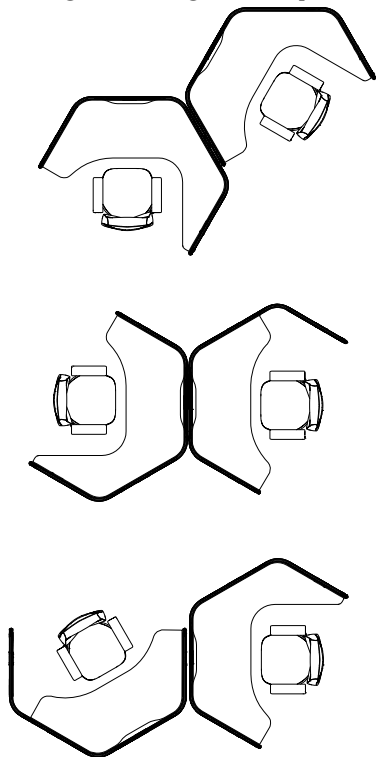


Touchdown

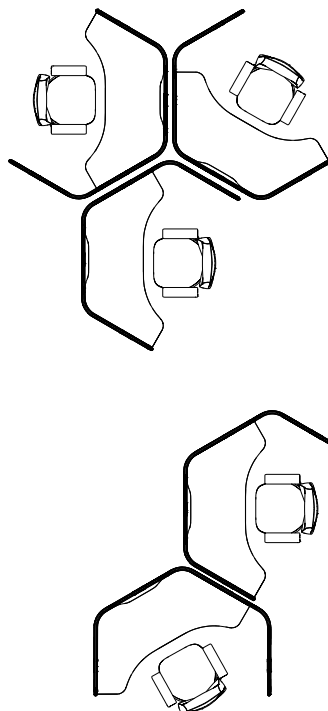


Around Column

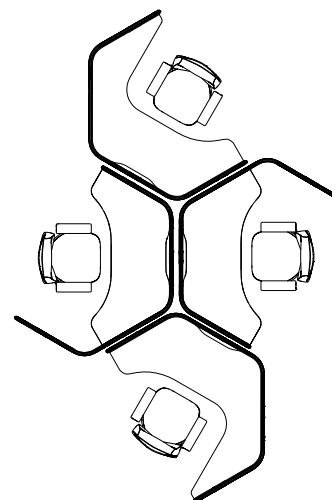
## Planning for Single Softpod with 4 Dividers



Cluster of 2 Softpods

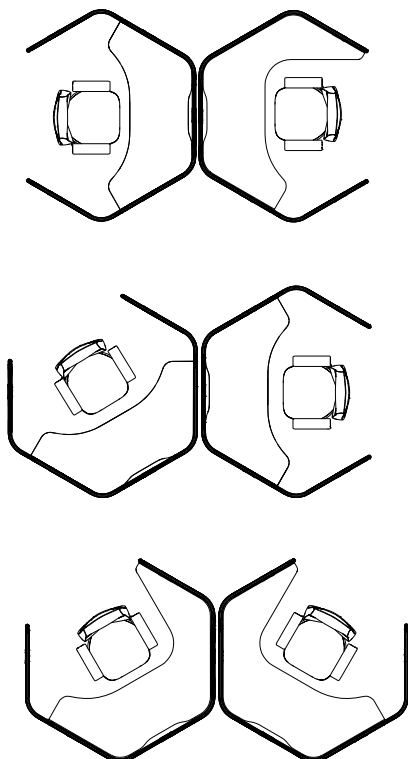


Cluster of 3 Softpods

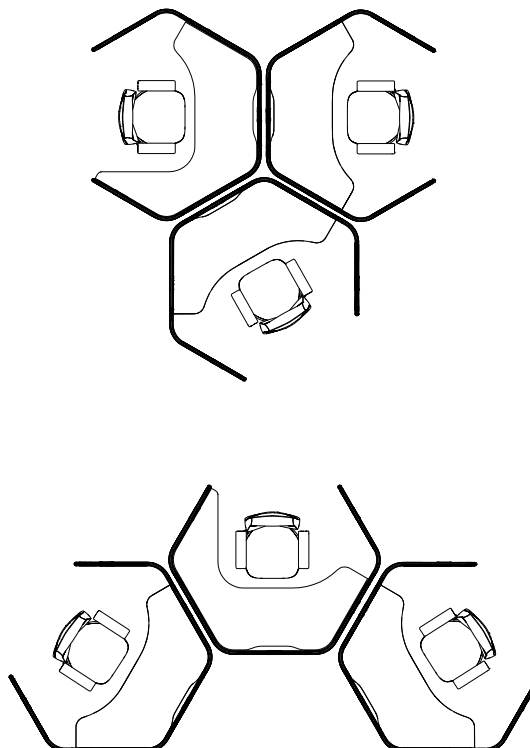


Cluster of 4 Softpods

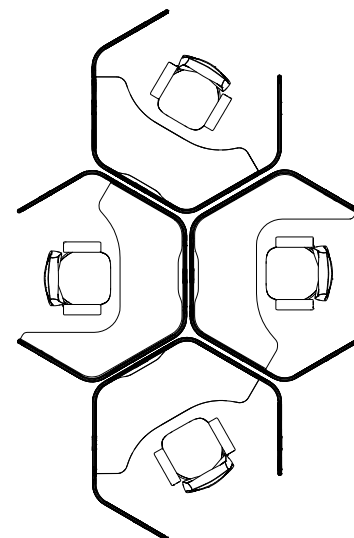
## Planning for Single Softpod with 5 Dividers - Center



Cluster of 2 Softpods

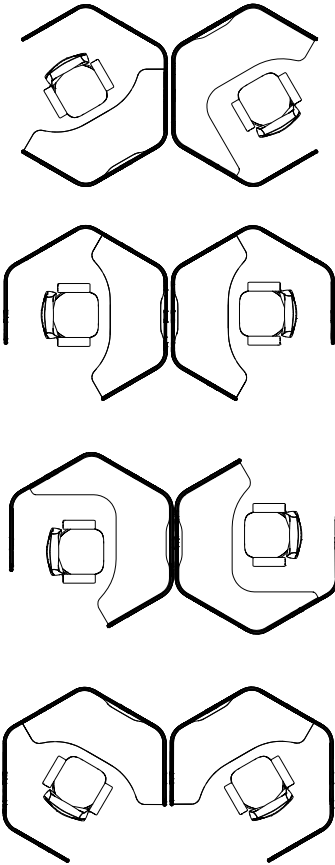


Cluster of 3 Softpods

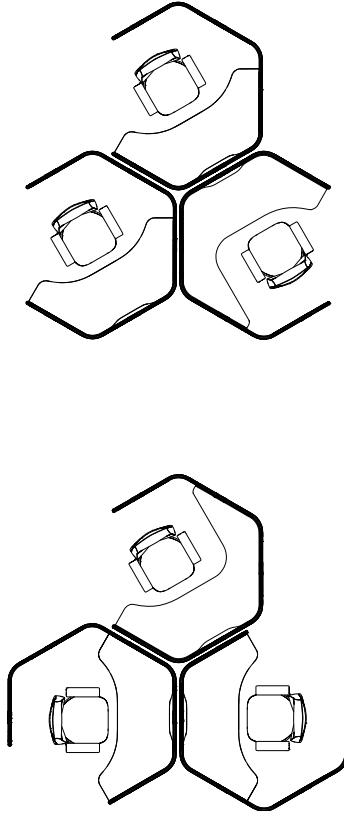


Cluster of 4 Softpods

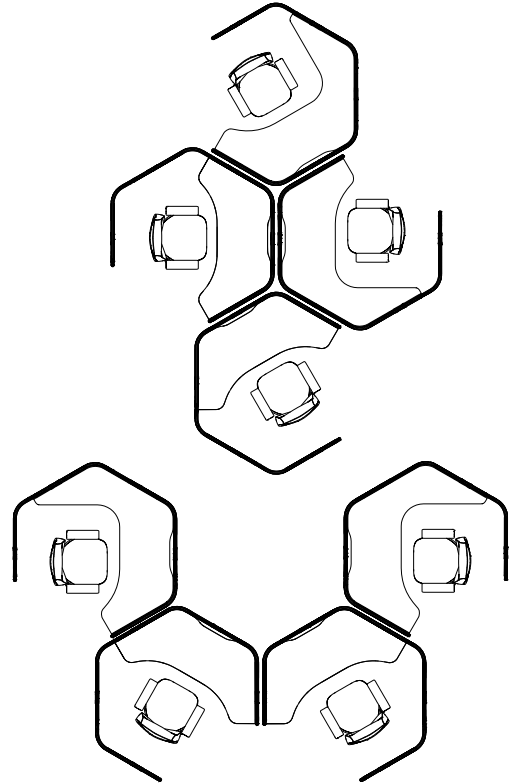
**Planning for Single Softpod with 5 Dividers Left/Right**



Cluster of 2 Softpods



Cluster of 3 Softpods

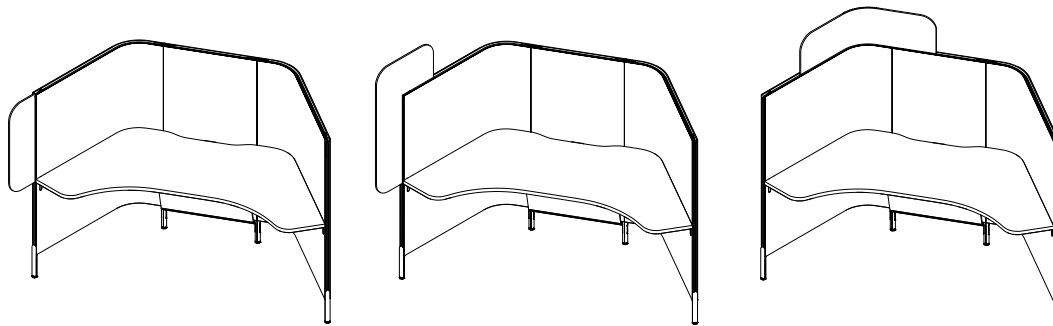


Cluster of 4 Softpods

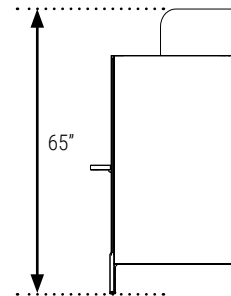
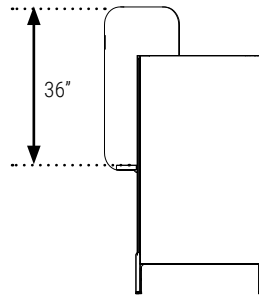
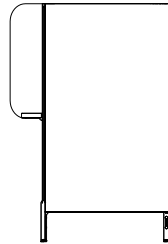


## Privacy Extensions

Flexible privacy extensions can be added to any Softpod workstation to adjust the level of privacy based on the user's needs.



User added **PRIVACY**



### End PET Felt Extension Divider Add-on

Height: 25.5"  
Depth: 9mm  
Width: 9.5"  
PET Felt  
- solid

### Top Corner PET Felt Extension Divider Add-on

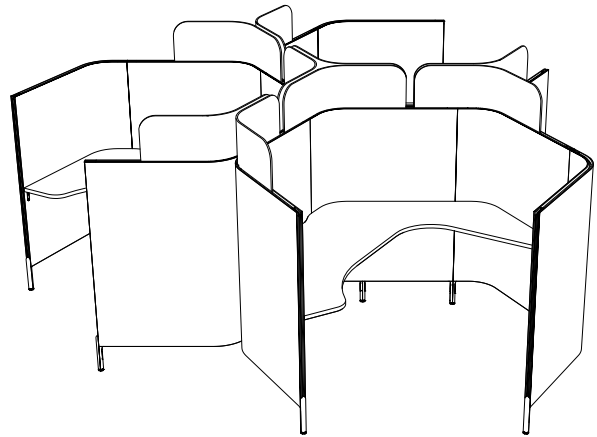
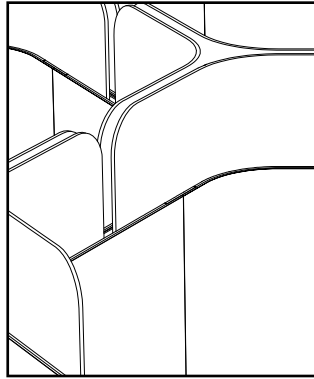
Height: 37"  
Depth: 9mm  
Width: 19.5"  
PET Felt  
- solid  
- perforated

### Corner PET Felt Extension Divider Add-on

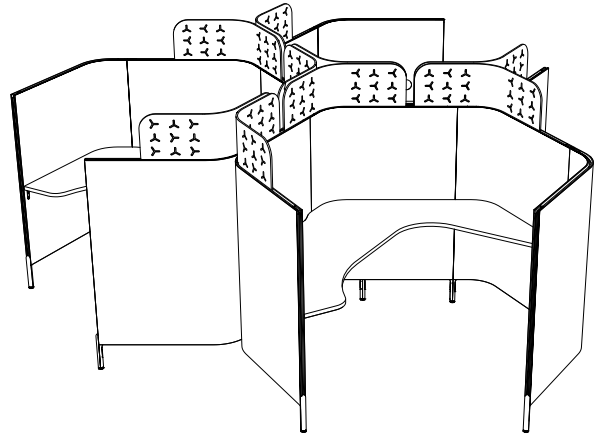
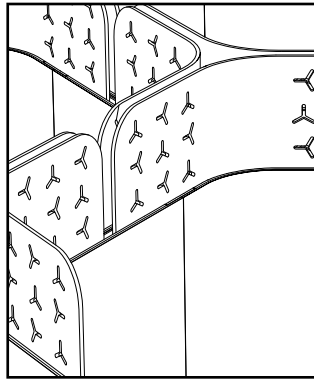
Height: 11.5"  
Depth: 9mm  
Width: 38.5"  
PET Felt  
- solid  
- perforated

**Privacy Extensions**

PET Felt - Solid

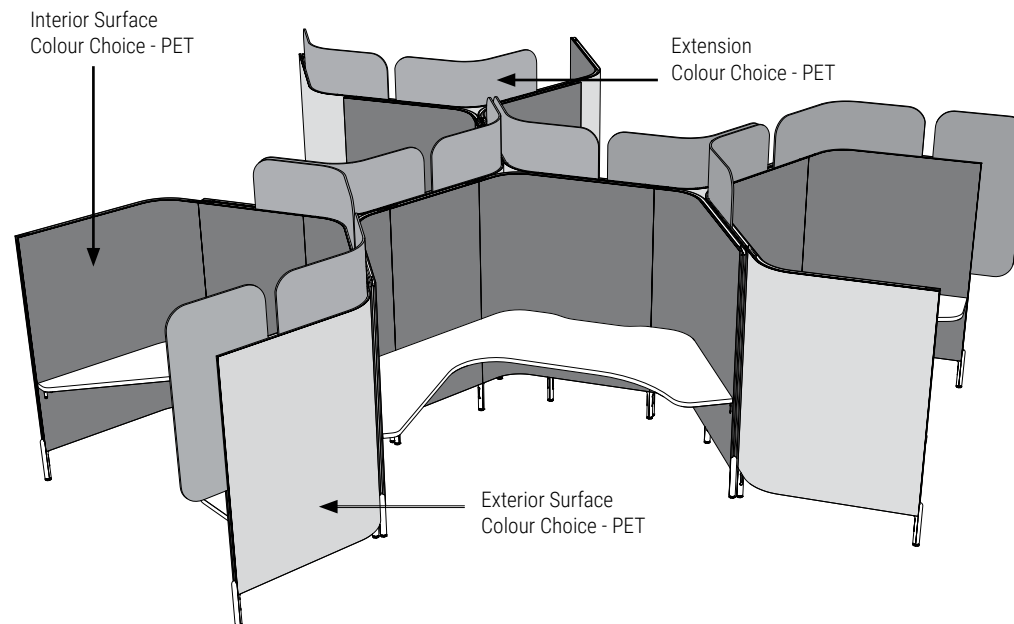


PET Felt - Perforated

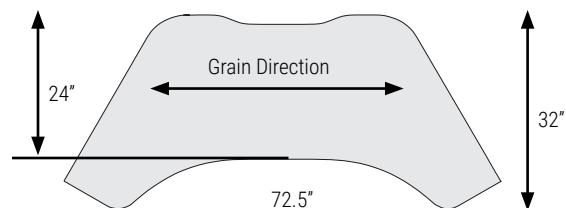


## PET Felt Colour Programming

PET Felt finishes may be the same or different for the interior and exterior of the Softpod. Only one finish may be applied to either the interior or exterior of each divider within each Softpod. Extensions may be in any single PET Felt colour to compliment or contrast. Due to variation in the color of felt, we recommend a contrasting or complimentary colour.

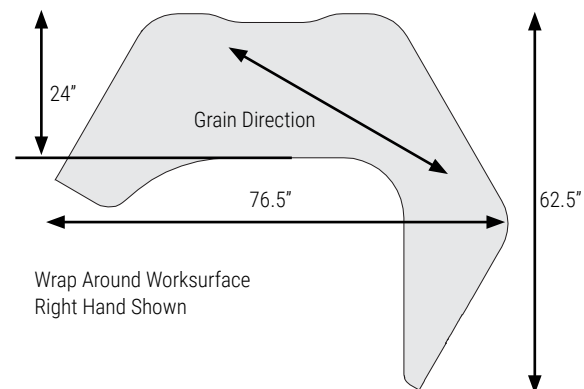


## Worksurface Dimensions and Grain Direction



Standard Worksurface

- A single worksurface to be used within Softpod dividers.
- The surface is non handed with pre-determined mounting points.
- Choose from either standard LP - low pressure laminate or HP - high pressure laminate, with PVC edge.



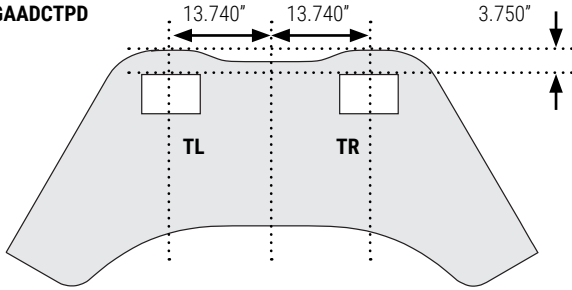
Wrap Around Worksurface  
Right Hand Shown

- A single wrap around worksurface to be used within Softpod dividers.
- The surface is handed L -left or R -right with pre-determined mounting points.
- Compatible only with 4 or 5 divider station configurations.
- Choose from either standard LP - low pressure laminate or HP - high pressure laminate, with PVC edge.

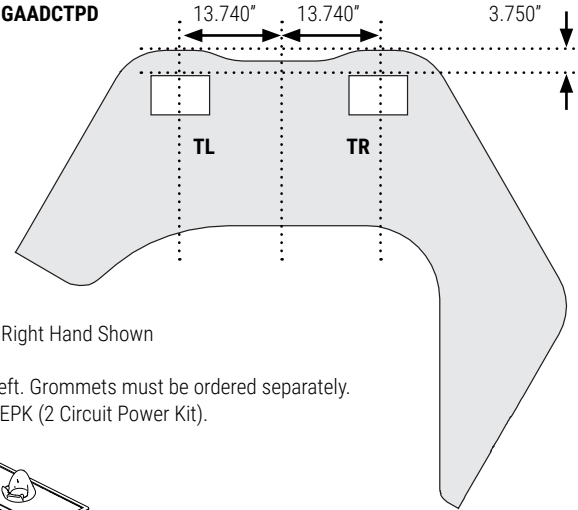


## Grommet Location

GAADDCT/  
GAADCTPD

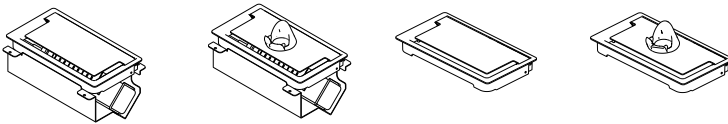


GAADDCT/  
GAADCTPD

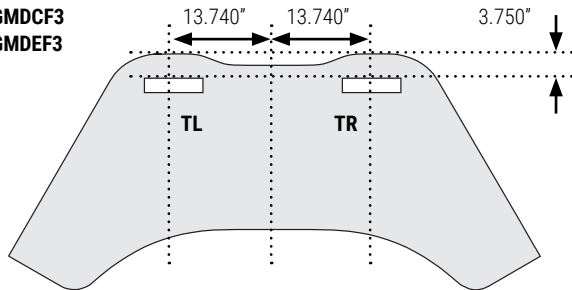


Right Hand Shown

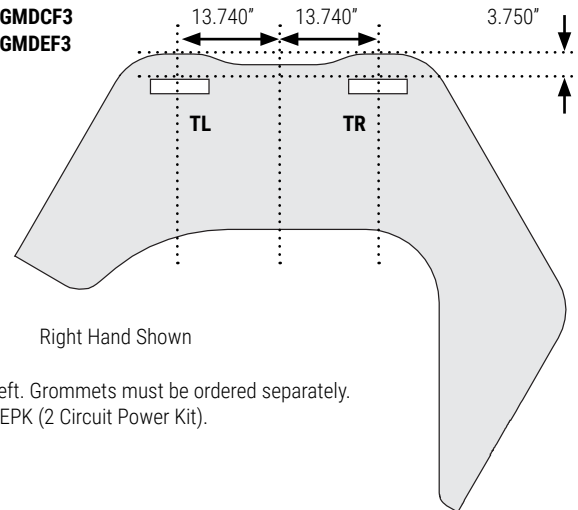
- Grommet cutout option for GAADS series and Mod Power. TR -top right or TL -top left. Grommets must be ordered separately.
- GAAD grommet is not available in combination with HXECS (Cable Shroud) and HXEPK (2 Circuit Power Kit).



GMDSF10  
GMDCF3  
GMDEF3

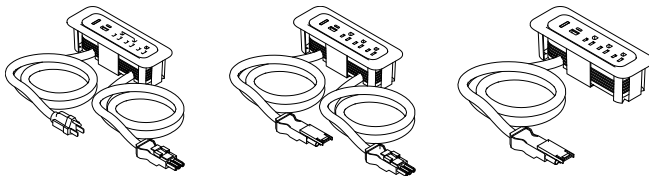


GMDSF10  
GMDCF3  
GMDEF3



Right Hand Shown

- Grommet cutout option for GAADS series and Mod Power. TR -top right or TL -top left. Grommets must be ordered separately.
- GAAD grommet is not available in combination with HXECS (Cable Shroud) and HXEPK (2 Circuit Power Kit).



## Electrical

Power and data lines can enter Softpod via floor, ceiling, or through grommet in the divider. The grommet opening is built-into every Softpod divider at a specific location, but it is covered by an on-site re-moveable PET plug.

A grommet on a single Softpod can also facilitate cable access to a wall outlet.

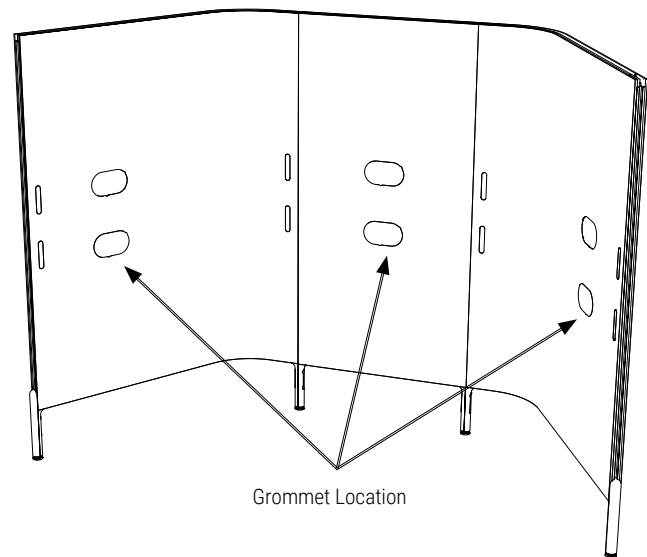
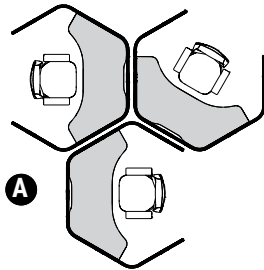
Grommets installed on specific dividers facilitate passage of wires through Softpod dividers into adjacent Softpods.

Orientation of worksurfaces plays important role when planning Softpod cluster layouts with the need to pass cables between individual Softpods as the cables are best hidden underneath.

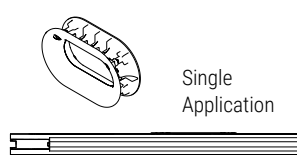
Worksurfaces must have opposing alignment.

Align units in cluster plan Option unit type & orientation.

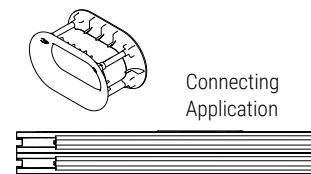
(A) Worksurfaces must have opposing alignment.



Grommet Location



Single Application



Connecting Application

Ceiling pole attaches to the divider grommet under worksurface.

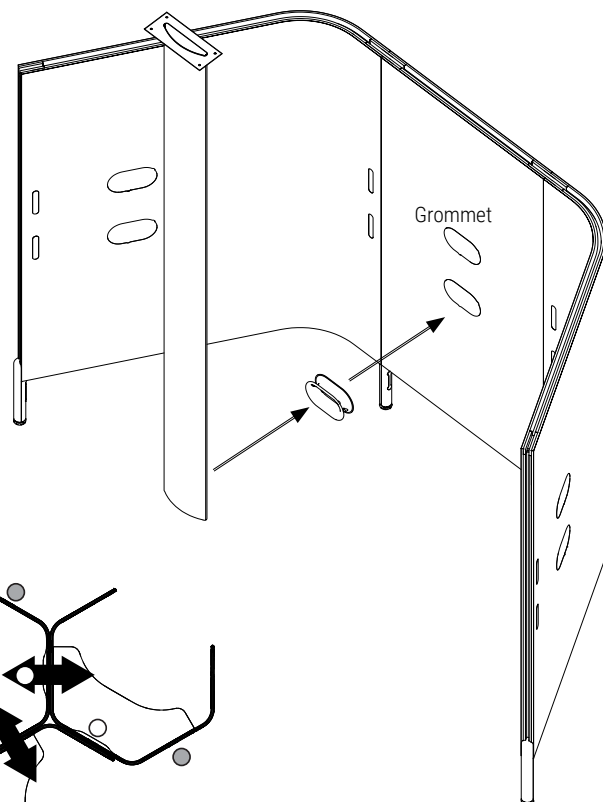
Location of the Ceiling pole on the inside of the Softpod is determined by the contoured recess at the back of worksurface.

White dots below indicate possible ceiling feed pole location within the Pod (must be at the same location as worksurface contoured recess).

Grey dots indicate possible Ceiling fee pole location outside of the POD (because cables pass through the divider grommets and under the worksurface).

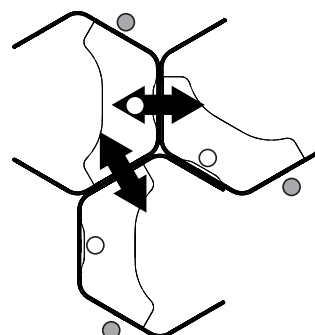
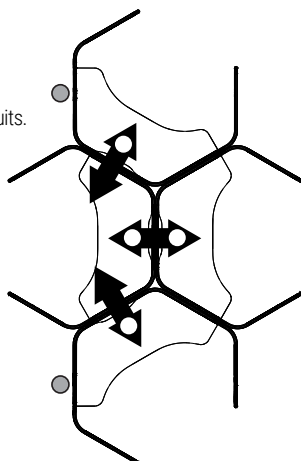
Black arrows indicate possible power and data cable passage between Softpods (because cables pass through the divider grommet under the worksurface, through the second divider grommet and into the adjacent Softpod, under worksurface).

In either case, the cables enter or exit the Softpod through the divider grommet.



Grommet

Recommended Maximum 4 unit cluster per 2 circuits.

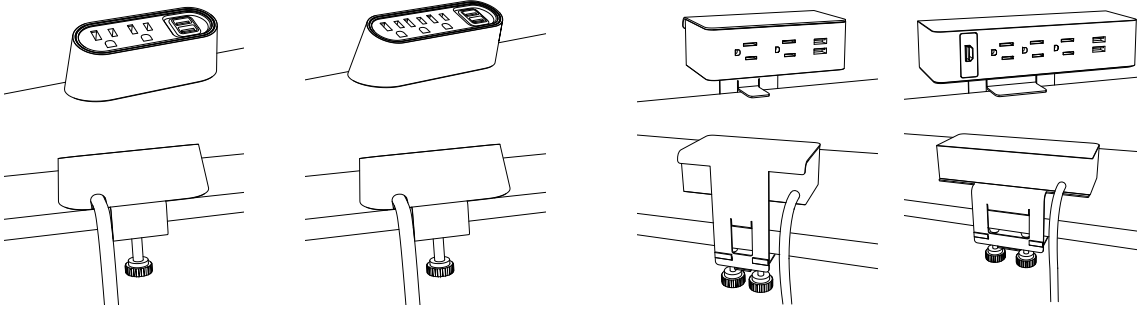


● Ceiling Feed Pole Location

## Electrical Options

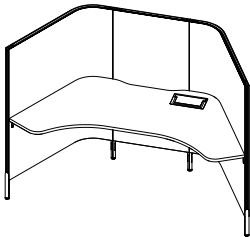
### Direct Plug In

- Direct or floor monument outlet plug-in.



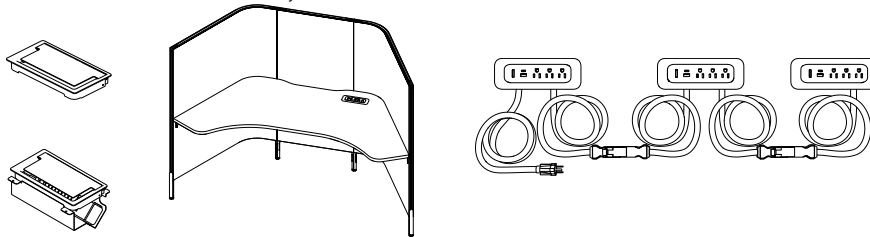
### Grommet Application

- In surface.



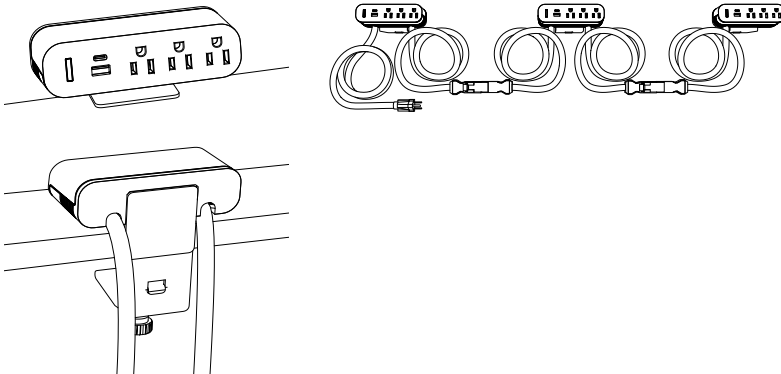
### Grommet Application

- In surface Daisy Chain.



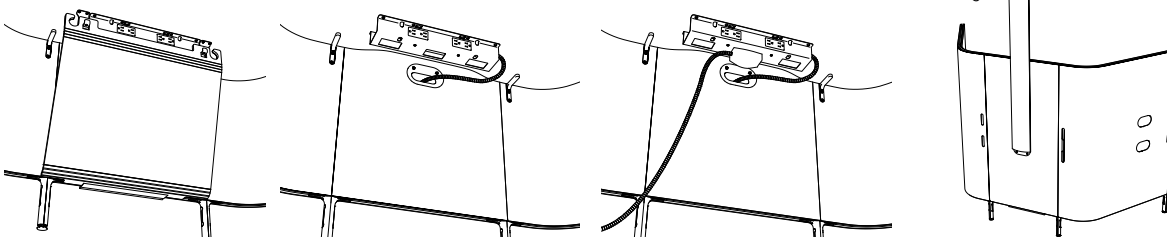
### Daisy Chain Interconnect System

- Direct or floor monument outlet plug-in.



### Dual Circuit Power

- Hardwired



Floor Feed

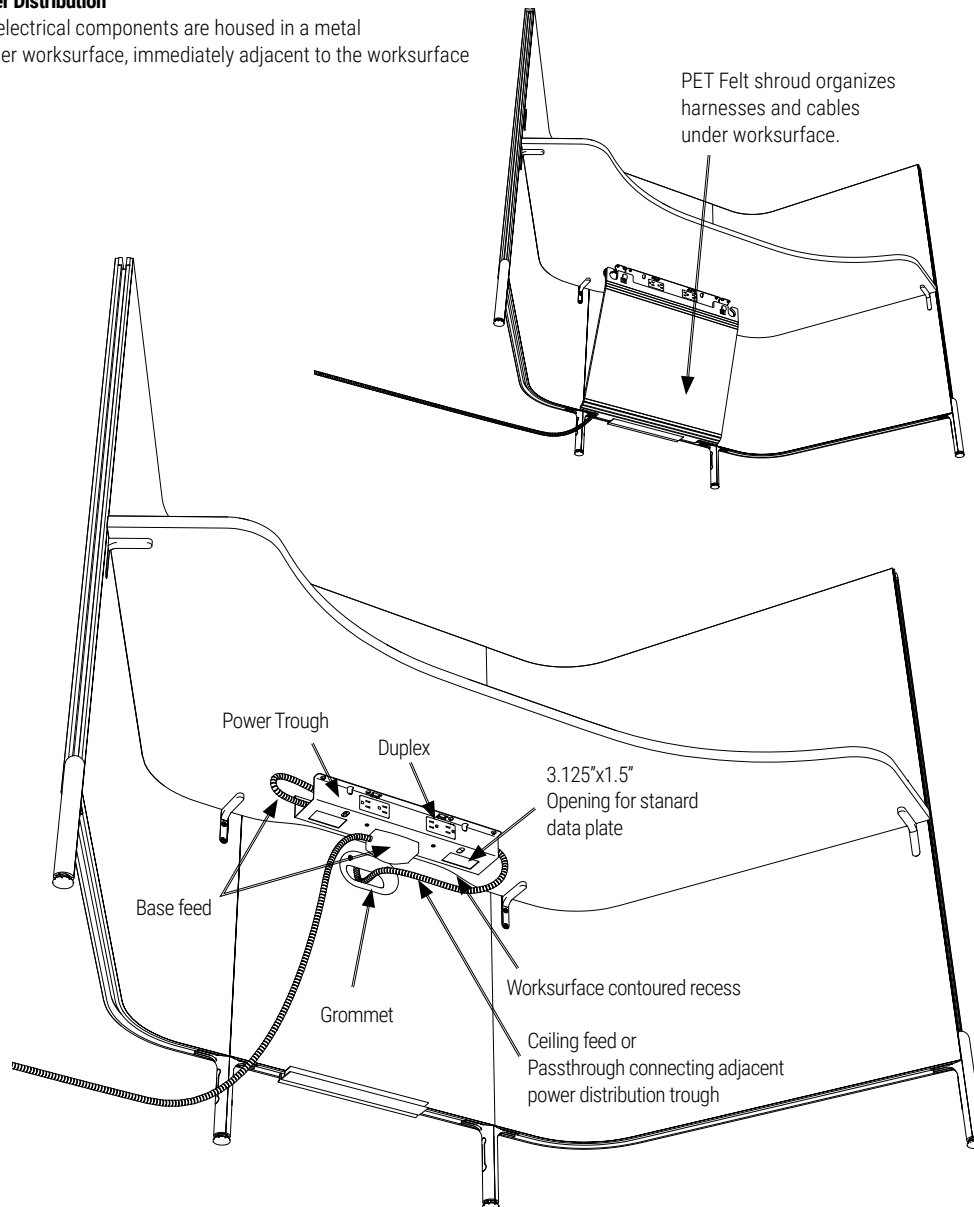
Cieling Feed



## Electrical

### 2 Circuit, 4 Wire Power Distribution

The 4-wire, 2-circuit electrical components are housed in a metal trough, mounted under worksurface, immediately adjacent to the worksurface contoured recess.



## Storage

### Hook

For hanging small items like earphones.

### Shelf

PET Felt liner with rear hole to direct power cords for charging.

### Rear Access

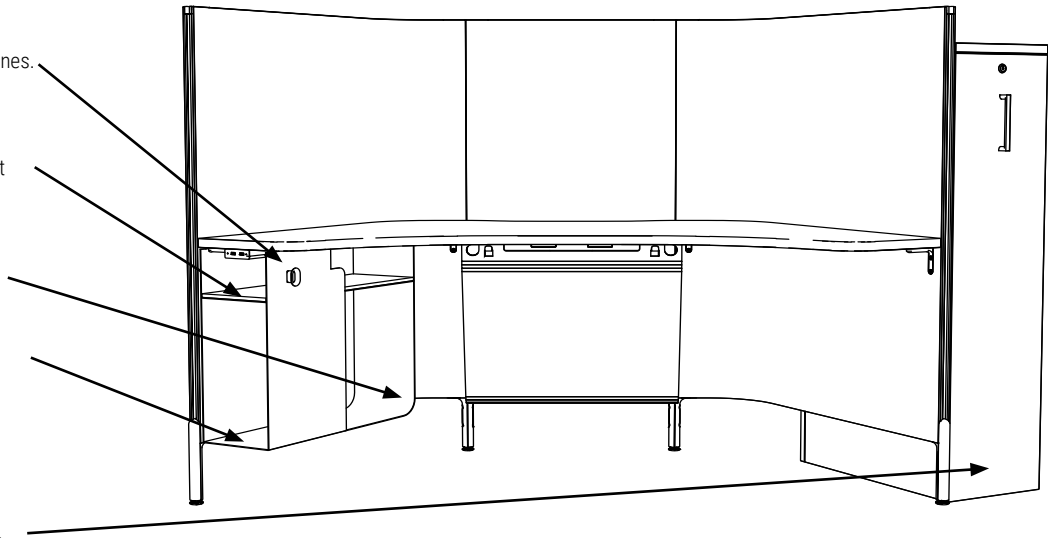
Tuck valuable items out of sight

### Bag Drop

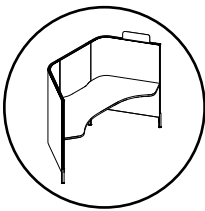
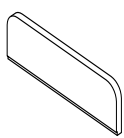
Area for storing personal items.

### Pantry Storage

Multifunction, customizable storage



## Accessories



### HXNP

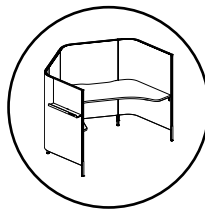
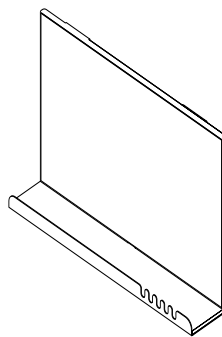
#### Name Plate

Height: 3.5"

Depth: 0.5"

Width: 11"

• Two sided white dry erase surface.



### HXAHS

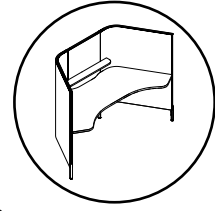
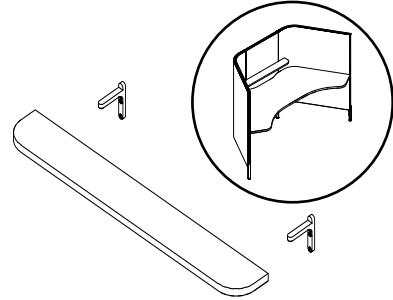
#### Hanging Shelf

Height: 16"

Depth: 3"

Width: 23.5"

• Optional dry erase board available



### HXARWS

#### Rear Wall Shelf

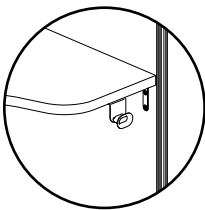
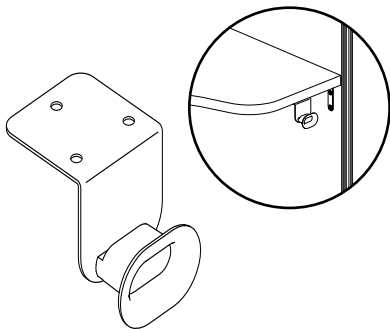
Height: 3/4"

Depth: 4.5"

Width: 32.5"

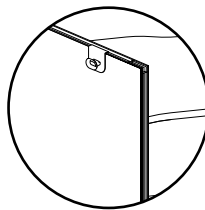
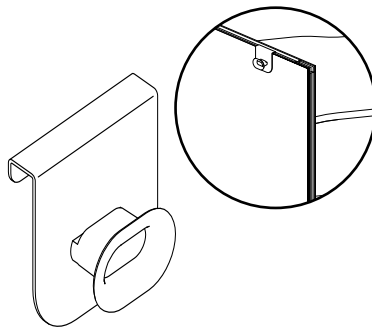
• Laminate

NOTE : Not compatible with Ceiling Feed Pole or any monitor mounts.



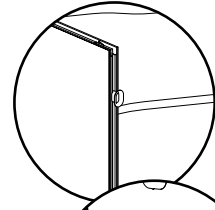
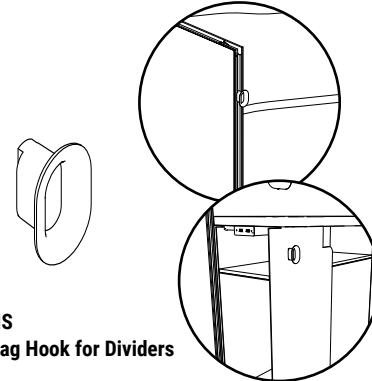
### HXABG

#### Under Surface Bag Hook



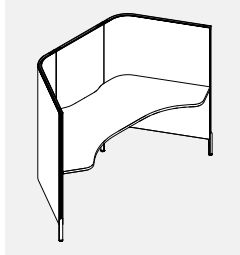
### HXACT

#### Coat, Bag Hook for horizontal divider edge



### HXACHS

#### Coat, Bag Hook for Dividers

**HX3P5472SW • Softpod with 3 Dividers and Worksurface**

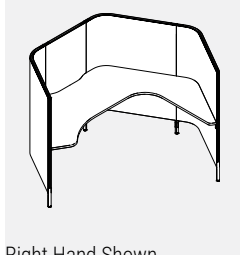
- Complete 3 divider pod consisting of one straight back divider, two side j-dividers and one standard worksurface.
- Installed pod measures 54"h from the floor, 25" from top of surface and has a clearance of 6 3/8" at floor level.
- Dividers are surfaced with tackable PET Felt. Please choose any standard PET Felt color. Interior PET Felt color may be different than the outer.
- The divider perimeter reveal trim accepts privacy extensions and is made of polypropylene available only in CHR - Charcoal.
- Surface choice of LP - low pressure or HP - high pressure laminate with PVC edge. Please choose any standard laminate and PVC edge.
- Metal legs are powder coated paint. Please choose CHR - Charcoal or DWT - Designer White.
- Complete pod includes all connecting hardware, tubular legs and supporting brackets.
- Extensions, electrical, storage and accessories are specified separately.

PRODUCT CODE	PRICE		SIZE/INCHES			WEIGHT LBS	VOL FT³
	LP	HP	H	W	D		
HX3P5472SW	2910	3293	54	72	30	141	22.92

**HX4P5472SW • Softpod with 4 Dividers and Worksurface**

- Complete 4 divider pod consisting of one straight back divider, three side j-dividers and one standard worksurface.
- Installed pod measures 54"h from the floor, 25" from top of surface and has a clearance of 6 3/8" at floor level.
- Dividers are surfaced with tackable PET Felt. Please choose any standard PET Felt color. Interior PET Felt color may be different than the outer.
- The divider perimeter reveal trim accepts privacy extensions and is made of polypropylene available only in CHR - Charcoal.
- Surface choice of LP - low pressure or HP - high pressure laminate with PVC edge. Please choose any standard laminate and PVC edge.
- Metal legs are powder coated paint. Please choose CHR - Charcoal or DWT - Designer White.
- Complete pod includes all connecting hardware, tubular legs and supporting brackets.
- Wing divider can be installed left or right.
- Extensions, electrical, storage and accessories are specified separately.

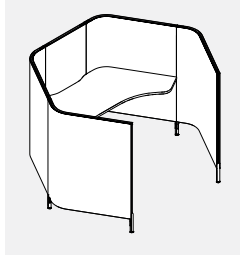
PRODUCT CODE	PRICE		SIZE/INCHES			WEIGHT LBS	VOL FT³
	LP	HP	H	W	D		
HX4P5472SW	3654	4036	54	72	65	170	25.41

**HX4P5472R/LW • Softpod with 4 Dividers and Wrap Around Worksurface**

Right Hand Shown

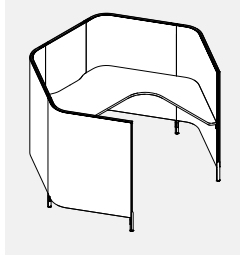
- Complete 4 divider pod consisting of one straight back divider, three side j-dividers and one standard wrap around worksurface.
- Installed pod measures 54"h from the floor, 25" from top of surface and has a clearance of 6 3/8" at floor level.
- Dividers are surfaced with tackable PET Felt. Please choose any standard PET Felt color. Interior PET Felt color may be different than the outer.
- The divider perimeter reveal trim accepts privacy extensions and is made of polypropylene available only in CHR - Charcoal.
- Surface choice of LP - low pressure or HP - high pressure laminate with PVC edge. Please choose any standard laminate and PVC edge.
- Metal legs are powder coated paint. Please choose CHR - Charcoal or DWT - Designer White.
- Complete pod includes all connecting hardware, tubular legs and supporting brackets.
- Extensions, electrical, storage and accessories are specified separately.

PRODUCT CODE	PRICE		SIZE/INCHES			WEIGHT LBS	VOL FT³
	LP	HP	H	W	D		
HX4P5472RW	3977	4516	54	72	65	185	25.41
HX4P5472LW	3977	4516	54	72	65	185	25.41

**HX5P5472SW • Softpod with 5 Dividers and Worksurface**

- Complete 5 divider pod consisting of one straight back divider, four side j-dividers and one standard worksurface.
- Installed pod measures 54"h from the floor, 25" from top of surface and has a clearance of 6 3/8" at floor level.
- Dividers are surfaced with tackable PET Felt. Please choose any standard PET Felt color. Interior PET Felt color may be different than the outer.
- The divider perimeter reveal trim accepts privacy extensions and is made of polypropylene available only in CHR - Charcoal.
- Surface choice of LP - low pressure or HP - high pressure laminate with PVC edge. Please choose any standard laminate and PVC edge.
- Metal legs are powder coated paint. Please choose CHR - Charcoal or DWT - Designer White.
- Complete pod includes all connecting hardware, tubular legs and supporting brackets.
- Wing dividers can be installed both on left or right side or one on each side.
- Extensions, electrical, storage and accessories are specified separately.


PRODUCT CODE	PRICE		SIZE/INCHES			WEIGHT LBS	VOL FT³
	LP	HP	H	W	D		
HX5P5472SW	4462	4845	54	72	65	198	25.41

**HX5P5472WW • Softpod with 5 Dividers and Wrap Around Worksurface**

Right Hand Shown

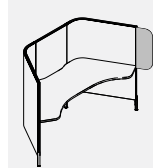
- Complete 5 divider pod consisting of one straight back divider, four side j-dividers and one standard wrap around worksurface.
- Installed pod measures 54"h from the floor, 25" from top of surface and has a clearance of 6 3/8" at floor level.
- Dividers are surfaced with tackable PET Felt. Please choose any standard PET Felt color. Interior PET Felt color may be different than the outer.
- The divider perimeter reveal trim accepts privacy extensions and is made of polypropylene available only in CHR - Charcoal.
- Surface choice of LP - low pressure or HP - high pressure laminate with PVC edge. Please choose any standard laminate and PVC edge.
- Metal legs are powder coated paint. Please choose CHR - Charcoal or DWT - Designer White.
- Complete pod includes all connecting hardware, tubular legs and supporting brackets.
- Extra wing divider can be installed on left or right side.
- Extensions, electrical, storage and accessories are specified separately.

PRODUCT CODE	PRICE		SIZE/INCHES			WEIGHT LBS	VOL FT³
	LP	HP	H	W	D		
HX5P5472RW	4739	5277	54	72	65	213.36	25.41
HX5P5472LW	4739	5277	54	72	65	213.36	25.41

**HXP5430 • Single J-divider**

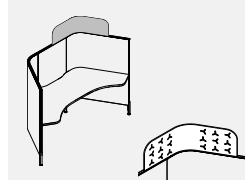
- A single divider is curved; non-handed symmetrical along the horizontal axis.
- J-dividers are surfaced with tackable PET Felt. Please choose any standard PET Felt color. Interior PET Felt color may be different than the outer.
- Installed pod measures 54"h from the floor, 25" from top of surface and has a clearance of 6 3/8" at floor level.
- The divider perimeter reveal trim accepts privacy extensions and is made of polypropylene available only in CHR - Charcoal.
- J-divider comes complete with top connector kit, shared leg kit and trim.
- If a Single J-divider is ordered as an add-on to a previous order, the PET Felt finish may or may not match based on dyelot and fading.

PRODUCT CODE	PRICE GR1	SIZE/INCHES			WEIGHT LBS	VOL FT³
H	W	D				
HXP5430AP	833	54	30	6	28.3	16.17

**HXPAEFE • End PET Felt Extension Divider Add-on**

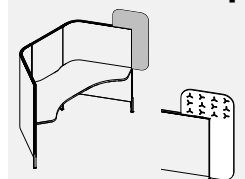
- Designed to add 8.7" of additional privacy at the end of the divider.
- Fits into the base divider perimeter reveal and placement is user oriented.
- PET Felt divider surface is tackable. Choose from standard PET finishes.
- NOTE : Not available with a perforated pattern.

PRODUCT CODE	PRICE	H	W	D	WEIGHT LBS	VOL FT³
HXPAEFE	40	25.4	9.3	0.35	0.63	0.05

**HXPACFE • Corner PET Felt Extension Divider Add-on**

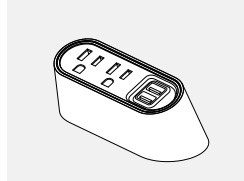
- Designed to add 11.1" of additional privacy at the top corner of the divider.
- Fits into the base divider perimeter reveal and placement is user oriented.
- Installed station with Corner PET Felt Extension Divider Add-on installed measures 65" from floor, 36" from top of worksurface.
- PET Felt divider surface is tackable. Choose from standard PET finishes.
- Perforated pattern option available, shown with "P" at the end of the code.

PRODUCT CODE	PRICE	H	W	D	WEIGHT LBS	VOL FT³
HXPACFE	71	11.687	38.3	0.35	1.16	0.09
HXPACFEP	142	11.687	38.3	0.35	1.16	0.09

**HXPATCFE • Top Corner PET Felt Extension Divider Add-on**

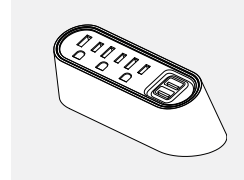
- Designed to add 8.7" of additional privacy to the top of the divider and 11.1" at the end of the divider.
- Fits into the base divider perimeter reveal and placement is user oriented.
- Installed station with Corner PET Felt Extension Divider Add-on installed measures 65" from floor, 36" from top of worksurface.
- PET Felt divider surface is tackable. Choose from standard PET finishes.
- Perforated pattern option available, shown with "P" at the end of the code.

PRODUCT CODE	PRICE	H	W	D	WEIGHT LBS	VOL FT³
HXPATCFE	77	37.1"	19.5	0.35	1.25	0.15
HXPATCFEP	154	37.1"	19.5	0.35	1.25	0.15

**GMDPC22W • Slim Desktop Power Module, 2 Simplex**

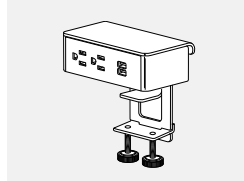
- Desktop power center with two 15A tamper resistant power receptacles, one USB-A and one USB-C (provides 3.1A); 10' power cord.
- Includes three mounting options (i) a screw-in mounting plate for forward facing outlets; or (ii) an under surface mount bracket; or (iii) a clamp mounting kit for 0.5-1.5" thick surfaces.
- Gloss white body with grey face.

PRODUCT CODE	PRICE	SIZE/INCHES			WEIGHT LBS	VOL FT³
		H	W	D		
GMDPC22W	494	2.25	4.88	2.25	2.5	0.5

**GMDPC32W • Slim Desktop Power Module, 3 Simplex**

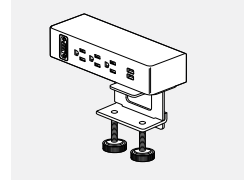
- Desktop power center with three 15A tamper resistant power receptacles, one USB-A and one USB-C (provides 3.1A); 10' power cord.
- Includes three mounting options (i) a screw-in mounting plate for forward facing outlets; or (ii) an under surface mount bracket; or (iii) a clamp mounting kit for 0.5-1.5" thick surfaces.
- Gloss white body with grey face.

PRODUCT CODE	PRICE	SIZE/INCHES			WEIGHT LBS	VOL FT³
		H	W	D		
GMDPC32W	645	2.25	6.00	2.25	2.6	0.5

**BRED50 • Duo Module, 2 Simplex**

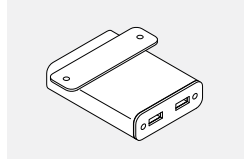
- The duo power module is completely integrated with a mounting clamp to attach to the edge of a worksurface.
- Provides two outlets and two 2.1 amp USB ports.
- White face plate, outlets and bracket; 72" long three-prong cord.

PRODUCT CODE	PRICE	SIZE/INCHES			WEIGHT LBS	VOL FT³
		H	W	D		
BRED50	615	1.8	5.5	3.2	2.5	0.14

**BRET53 • Trio Plus Module, 3 Simplex**

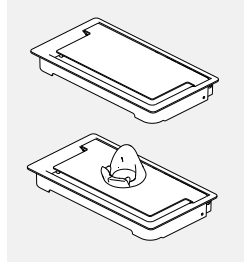
- The trio plus power module is completely integrated with a mounting clamp to attach to the edge of a work surface or above worksurface shelves.
- Provides three outlets and two 2.1 amp USB ports and an adapter kit containing blank cover, HDMI, RJ45 or VGA adapter brackets.
- Note: HDMI, RJ45 and VGA connectors are not included.
- White face plate, outlets, adapters and brackets; 72" long three-prong cord.

PRODUCT CODE	PRICE	SIZE/INCHES			WEIGHT LBS	VOL FT³
		H	W	D		
BRET53	693	1.8	8	3.2	2.5	0.14

**HXEUWC • Under Worksurface/ Edge USB Charger**

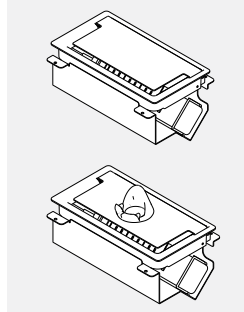
- Under surface table mounted module - dual USB (A&C) charging ports.
- Consists of one 15 watt USB C charging outlet and one 2.1 amp USB A charging outlet.
- Unit has white housing, white powder coated mounting bracket and white electrical cord.

PRODUCT CODE	PRICE	SIZE/INCHES			WEIGHT LBS	VOL FT³
		H	W	D		
HXEUWC	367	1	3	4	0.31	0.01

**GAADG • Access Door Module**

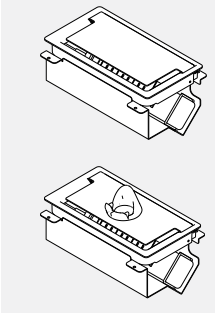
- Soft close door is set back from edge to allow for cable pass thru.
- Available in all standard divider frame finishes.
- GAADGDH includes device holder for most mobilephones or tablets. Holder is only available in white.
- FreeFit can only accommodate one grommet per worksurface.

PRODUCT CODE	PRICE	SIZE/INCHES			WEIGHT LBS	VOL FT³
		H	D	W		
GAADG	58	1.08	5.54	10.09	2	0.04
GAADGDH	63	1.08	5.54	10.09	2	0.04

**GAADCT • Access Door Module with Cable Tray**

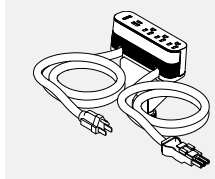
- Soft close door is set back from edge to allow for cable pass thru when closed.
- Cable tray comes one standard telcom knock out and a platform to mount a powerbar.
- Sides are open for easy access.
- Available in all standard divider frame finishes.
- GAADCTDH includes device holder for most mobile phones or tablets. Holder is only available in white.
- FreeFit can only accommodate one grommet per worksurface

PRODUCT CODE	PRICE	SIZE/INCHES			WEIGHT LBS	VOL FT³
		H	D	W		
GAADCT	92	5.07	5.54	10.09	4	0.19
GAADCTDH	100	5.07	5.54	10.09	4	0.19

**GAADCTPD • Access Door Module with Cable Tray and Power Bar**

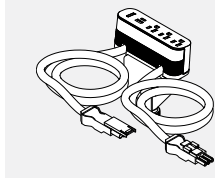
- Access door module with cable tray and power bar.
- Powerbar with 3 simplex and 2 USB, CSA Certified.
- Soft close door is set back from edge to allow for cable pass thru when closed.
- Cable tray comes one standard telcom knock out and a platform to mount a powerbar.
- Sides are open for easy access.
- Housing Paint Finish - TBD
- GAADCTPDDH includes device holder for most mobile phones or tablets.
- Holder is only available in white.
- One grommet per worksurface.

PRODUCT CODE	PRICE	SIZE/INCHES			WEIGHT LBS	VOL FT³
		H	D	W		
GAADCTPD	202	6.96	5.54	10.09	4	0.20
GAADCTPDDH	206	6.96	5.54	10.09	4	0.20

**GMDSA10 • ModPower Starter Mounted Unit**

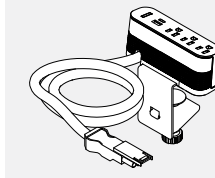
- ModPower starter unit includes one 10' cord with a NEMA plug and one 3' connector cord.
- Unit equipped with three 15A tamper resistant receptacles, one USB-A and one USB-C charging ports and a circuit breaker.
- Includes edge clamp and 3 other mounting methods; and 4 cable management cord clips.
- MG at the end of the code indicates a magnesium finish, while WH is a white finish.

PRODUCT CODE	PRICE	SIZE/INCHES			WEIGHT LBS	VOL FT³
		H	W	D		
GMDSA10MG	806	6.13	1.75	2.5	4.33	1.0
GMDSA10WH	806	6.13	1.75	2.5	4.33	1.0

**GMDCA3 • ModPower Middle Mounted Unit**

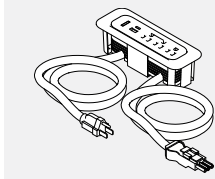
- ModPower middle unit includes two 3' connector cords.
- Unit equipped with three 15A rated 12A tamper resistant receptacles, one USB-A and one USB-C charging ports and a circuit breaker.
- Includes edge clamp and 3 other mounting methods; and 4 cable management cord clips.
- MG at the end of the code indicates a magnesium finish, while WH is a white finish.

PRODUCT CODE	PRICE	SIZE/INCHES			WEIGHT LBS	VOL FT³
		H	W	D		
GMDCA3MG	763	6.13	1.75	2.5	3.33	1.0
GMDCA3WH	763	6.13	1.75	2.5	3.33	1.0

**GMDEA3 • ModPower End Mounted Unit**

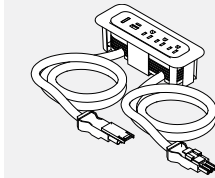
- ModPower end unit includes one 3' connector cord.
- Unit equipped with three 15A rated 12A tamper resistant receptacles, one USB-A and one USB-C charging ports and a circuit breaker.
- Includes edge clamp and 3 other mounting methods; and 2 cable management cord clips.
- MG at the end of the code indicates a magnesium finish, while WH is a white finish.

PRODUCT CODE	PRICE	SIZE/INCHES			WEIGHT LBS	VOL FT³
		H	W	D		
GMDEA3MG	675	6.13	1.75	2.5	2.75	1.0
GMDEA3WH	675	6.13	1.75	2.5	2.75	1.0

**GMDSF10 • ModPower In Surface Starter Unit**

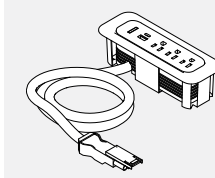
- ModPower starter unit includes one 10' cord with a NEMA plug and one 3' connector cord.
- Unit equipped with three 15A tamper resistant receptacles, one USB-A and one USB-C charging ports and a circuit breaker.
- 4 cable management cord clips included.
- MG at the end of the code indicates a magnesium finish, while WH is a white finish.

PRODUCT CODE	PRICE	SIZE/INCHES			WEIGHT LBS	VOL FT³
		H	W	D		
GMDSF10MG	597	2.63	7.63	2.63	3.44	1.0
GMDSF10WH	597	2.63	7.63	2.63	3.44	1.0

**GMDCF3 • ModPower In Surface Middle Unit**

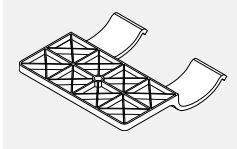
- ModPower middle unit includes two 3' connector cords.
- Unit equipped with three 15A rated 12A tamper resistant receptacles, one USB-A and one USB-C charging ports and a circuit breaker.
- 4 cable management cord clips included.
- MG at the end of the code indicates a magnesium finish, while WH is a white finish.

PRODUCT CODE	PRICE	SIZE/INCHES			WEIGHT LBS	VOL FT³
		H	W	D		
GMDCF3MG	562	2.63	7.63	2.63	2.44	1.0
GMDCF3WH	562	2.63	7.63	2.63	2.44	1.0

**GMDEF3 • ModPower In Surface End Unit**

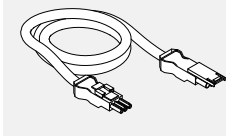
- ModPower end unit includes one 3' connector cord.
- Unit equipped with three 15A rated 12A tamper resistant receptacles, one USB-A and one USB-C charging ports and a circuit breaker.
- 2 cable management cord clips included.
- MG at the end of the code indicates a magnesium finish, while WH is a white finish.

PRODUCT CODE	PRICE	SIZE/INCHES			WEIGHT LBS	VOL FT³
		H	W	D		
GMDEF3MG	494	2.63	7.63	2.63	1.85	1.0
GMDEF3WH	494	2.63	7.63	2.63	1.85	1.0

**GMDCLIPS • ModPower Management Clips**

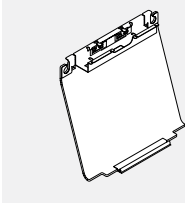
- Includes 10 clips.

PRODUCT CODE	PRICE	SIZE/INCHES			WEIGHT LBS	VOL FT³
		H	W	D		
GMDCLIPS	131	2.6	2.5	0.6	0.3	0.2

**GMDJ36BK • ModPower Interconnecting Jumper**

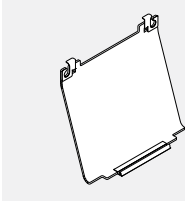
- ModPower interconnecting jumper cord to add an additional 3 feet of cord length between ModPower units.
- Package of 2, each 3 feet with male & female connector.

PRODUCT CODE	PRICE	SIZE/INCHES			WEIGHT LBS	VOL FT³
		H	W	D		
GMDJ36BK	422	36			1.38	0.9

**HXEPK • Station 2-Circuit Power Kit**

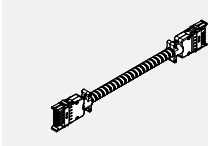
- Station 2-Circuit Power Kit consists of two duplexes, trough, cable shroud and divider grommet.
- Accommodates up to two standard data plates (plates not included).
- Accommodates center mount single or dual screen monitor arm.
- Facilitates 2-circuit power delivery.
- Facilitates interconnection of two stations. Please specify Station to Station Jumper.
- Specify duplex circuit #1, #2 or combination #1+2.
- Ceiling or base feed not included, please specify separately.
- Trough is powder coated metal in CHR - Charcoal.
- Includes all connecting hardware, supporting brackets and through divider grommet.
- PET Felt finish, please chose from any standard PET Felt.

PRODUCT CODE	PRICE	SIZE/INCHES			WEIGHT LBS	VOL FT³
		H	W	D		
HXEPK11	311	20.85	23.5	9.73	3.92	2.76
HXEPK12	311	20.85	23.5	9.73	3.92	2.76
HXEPK22	311	20.85	23.5	9.73	3.92	2.76

**HXECS • Cable Shroud**

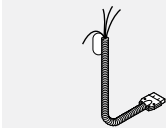
- Cable shroud secures to the bottom of work surface and clips to the bottom of straight section of any divider.
- Includes all connecting hardware.
- PET Felt finish, please chose from any standard PET Felt.

PRODUCT CODE	PRICE	SIZE/INCHES			WEIGHT LBS	VOL FT³
		H	W	D		
HXECS	76	1	22	8	1.62	2.87

**HXEPPJ • Station to Station Jumper**

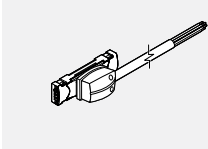
- Station to station jumper.
- Facilitates interconnection of two stations (through divider grommet, under the work surface).

PRODUCT CODE	PRICE	SIZE/INCHES			WEIGHT LBS	VOL FT³
		H	W	D		
HXEPPJ	120	2	60	2	5	0.13

**HXECF • Ceiling Feed**

- Ceiling feed plugs into left or right duplex mounted within the 2-Circuit Power Kit.
- 10' long metal conduit, ready to be hardwired to building power supply.
- Strain relief fitting provided; junction box is not included.
- To be used with HXECFP - Ceiling Feed Pole

PRODUCT CODE	PRICE	SIZE/INCHES			WEIGHT LBS	VOL FT³
		H	W	D		
HXECF	178	2	144	2	5.6	0.06

**HXEBF • Base Feed**

- Base feed provides single power entry from floor into 2-Circuit Power Kit under work surface.
- 6' long liquid tight whip; ready to be hardwired to building power supply.

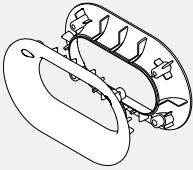
PRODUCT CODE	PRICE	SIZE/INCHES			WEIGHT LBS	VOL FT³
		H	W	D		
HXEBF	263	2	72	2	5.6	0.06



**HXECFP • Ceiling Feed Pole**

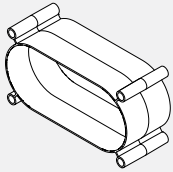

- Ceiling Feed Pole manages power and data cables between ceiling and worksurface.
- Aluminum extrusion with PVC cover secures to the divider grommet and passes below worksurface through the worksurface contoured recess.
- Mounting hardware and ceiling bezel included.
- Hardware for securing the pole above ceiling tile is not included.
- Please specify standard paint finish.
- PVC colour CHR - Charcoal.
- Ceiling Feed HXECF must be ordered separately.

PRODUCT CODE	PRICE	SIZE/INCHES			WEIGHT LBS	VOL FT³
H	W	D				
HXECFP	150	116	6	1.5	5.49	0.38

**HXEPGK • Divider Grommet Kit**


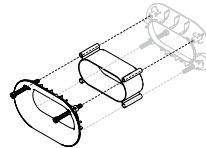
- Divider Grommet Kit facilitates passage of wires through any Softpod divider.
- Can be located either below or above the worksurface.
- Installed on site; no need to order special dividers.
- Powder coated die-cast aluminum divider grommet - specify CHR - Charcoal or WHT (OR DWT)

PRODUCT CODE	PRICE	H	W	D	WEIGHT LBS	VOL FT³
HXEPGK	29	3.25	5.5	2.75	0.27	0.02

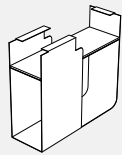
**HXEPGCS • Divider Grommet Connector / Spacer**


- Divider Grommet Spacer converts any Divider Grommet Kit into a connector.
- Clamps two dividers together through the divider grommet opening.
- Can be located above or below the worksurface at pre-determined locations.
- Specify with the Divider Grommet Kit or use with the Divider Grommet Kit included in the Station 2-Circuit Power Kit.
- Made of injection molded ABS in CHR - Charcoal.
- For Dual Pod connection, only 1 HXEPGK is needed.

PRODUCT CODE	PRICE	H	W	D	WEIGHT LBS	VOL FT³
HXEPGCS	13	3.25	5.5	2.75	0.04	0.01

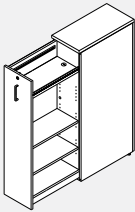




**HXSCSO • Under Worksurface Casual Storage Unit**

- Open storage with shelf; extension at the back provides side compartment.
- Sheet metal construction with PET liner; 24" deep
- Secured to the bottom of worksurface.
- Choose from standard PET and panel frame finishes.
- Order coat hook HXACHS, attaches to either left or right side of storage unit (sold separately).

PRODUCT CODE	PRICE	H	W	D	WEIGHT LBS	VOL FT <sup>3</sup>
HXSCSO	327	21	8	24	20.18	4.22

**L2P0 • Pantry Storage**

Left Hand Shown

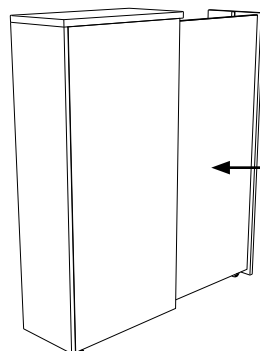
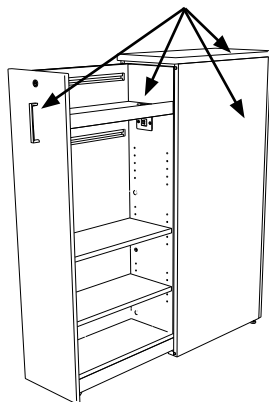
- The pull out cabinet serves as a multifunction, customizable storage unit that both defines space and enhances privacy in an open plan environment.
- Can be used in conjunction with Licence, Bridges, FreeFit and Boulevard.
- Internal organization consists of two fixed shelves top and bottom. The two middle shelves are adjustable. Two accessory rails are standard and will accept GC metal accessories
- Interior cabinet shelves and back are standard in Designer White. Cabinet shell, drawer and top can be specified in any standard laminate.
- L2P0-NL/R does not fit binders.
- Only available with FA handle.

PRODUCT CODE	PRICE LP	B	W	SIZE/INCHES				WEIGHT		VOL
				H(LP/B)	H(W)	W	D	LBS		FT <sup>3</sup>
L2P01224H54NL	1642	1659	1690	53.56	54	12	24	138		9
L2P01230H54NL	1720	1740	1760	53.56	54	12	30	153		11
L2P01236H54NL	1799	1823	1849	53.56	54	12	36	167		14
L2P01824H54NL	1904	1928	1970	53.56	54	18	24	166		14
L2P01830H54NL	1989	2020	2069	53.56	54	18	30	182		17
L2P01836H54NL	2075	2110	2168	53.56	54	18	36	197		20
L2P01224H54NR	1642	1659	1690	53.56	54	12	24	138		9
L2P01230H54NR	1720	1740	1760	53.56	54	12	30	153		11
L2P01236H54NR	1799	1823	1849	53.56	54	12	36	167		14
L2P01824H54NR	1904	1928	1970	53.56	54	18	24	166		14
L2P01830H54NR	1989	2020	2069	53.56	54	18	30	182		17
L2P01836H54NR	2075	2110	2168	53.56	54	18	36	197		20

**Finish**

While the Pantry Storage cabinet walls, top and pull-out drawer front door and back panel finish can be specified, The internal cabinet back and adjustable shelves are standard white. Please specify the cabinet top and pull-out drawer front finish.

Specifiable finish



Optional dry-erase marker laminate on the external surface of the drawer's side wall.

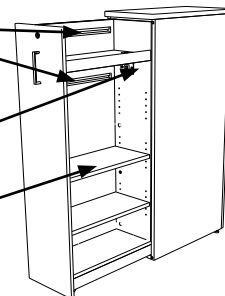
**Options**

- Dual USB outlet kit - please add "USB" at the end of the code. Add \$377 to the list price
- When you specify dual USB outlet the top shelf will come with grey PET Felt surface and grommet which allows for cable passage from the USB outlet (located below the top shelf). A two-prong power cord exits the cabinet through the floor at the back.
- Dry-erase marker board - Choose "DE" option. Please add \$266 to the list price. If specified the Dry-erase marker laminate will be applied to the external surface of the pull-out drawer side wall.

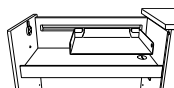
Accessory Rails

Optional PET Felt padding, grommet and USB outlet (below the shelf)

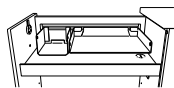
Adjustable Shelves

**Integrated Accessory rails**

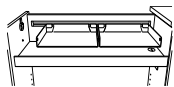
Two accessory rails (each 18.25" long) are provided to further enhance customization with Global Contract metal accessories.

**Upper Accessory Rail:**

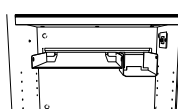
1x BALTO1 or  
BALTO1GL Letter Ttray



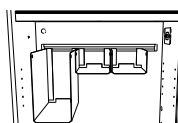
1x BALTO1 Letter Ttray  
1x BAMBO1 Media Bin



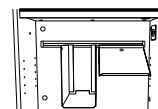
2x BAUTO1 Utility Ttray

**Lower Accessory Rail:**

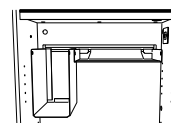
1x BALTO1 Letter Ttray  
1x BAMBO1 Media Bin



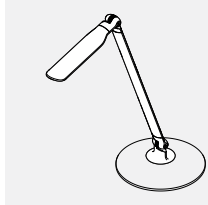
3x BABB01 Media Bin  
or  
3x BAMBO1 Binder Bin



1x BATH01 Telephone Holder  
1x BABB01 Binder Bin

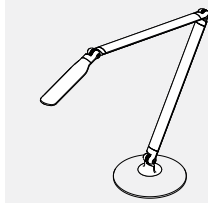


1x BALTO1 Letter Ttray  
1x BABB01 Binder Bin

**BLVELEDVS • LED Single Arm Lamp**

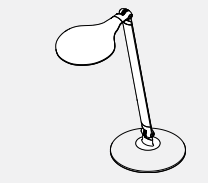
- **7 System watts, 18-fractional LEDs.**
- 3500K 250 lumens, 84 CRI.
- Soft touch - instant on, fade to off.
- Infinite dimming 100% down to 15%, last state memory.
- Standard 10 hours turn off (ATO).
- 50,000 hour life LEDs.
- 15 watt, 24 volt wall transformer, 6' cord.
- White (WHT) Silver (SIL) or Black (BLK) - Must specify colour choice.
- UL, CUL and CSA compliant, ETL Listed.
- Base not included.

PRODUCT CODE	PRICE	SIZE/ H	INCHES W	D	WEIGHT LBS	VOL FT <sup>3</sup>
BLVELEDVS	616				3	0.93
<b>With Occupancy Sensor</b>						
BLVELEDVSO	920				3	0.93

**BLVELEDVD • LED Double Arm Lamp**

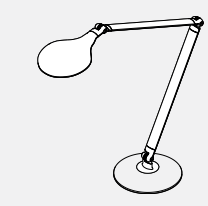
- **7 System watts, 18-fractional LEDs.**
- 3500K 250 lumens, 84 CRI.
- Double arm articulation with 20" base to head reaches.
- Soft touch - instant on, fade to off.
- Infinite dimming 100% down to 15%, last state memory.
- Standard 10 hours turn off (ATO).
- 50,000 hour life LEDs.
- 15 watt, 24 volt wall transformer, 6' cord.
- White (WHT) Silver (SIL) or Black (BLK) - Must specify colour choice.
- UL, CUL and CSA compliant, ETL Listed.
- Base not included.

PRODUCT CODE	PRICE	SIZE/ H	INCHES W	D	WEIGHT LBS	VOL FT <sup>3</sup>
BLVELEDVD	646				3	0.93
<b>With Occupancy Sensor</b>						
BLVELEDVDO	931				3	0.93

**BLVELEDRS • LED Single Arm Lamp**

- **7 System watts, 18-fractional LEDs.**
- 3500K 250 lumens, 84 CRI.
- Soft touch - instant on, fade to off.
- Infinite dimming 100% down to 15%, last state memory.
- Standard 10 hours turn off (ATO).
- 50,000 hour life LEDs.
- 15 watt, 24 volt wall transformer, 6' cord.
- White (WHT) Silver (SIL) or Black (BLK) - Must specify colour choice.
- UL, CUL and CSA compliant, ETL Listed.
- Base not included.

PRODUCT CODE	PRICE	SIZE/ H	INCHES W	D	WEIGHT LBS	VOL FT <sup>3</sup>
BLVELEDRS	616				3	0.93
<b>With Occupancy Sensor</b>						
BLVELEDRSO	920				3	0.93

**BLVELEDRD • LED Double Arm Lamp**

- **7 System watts, 18-fractional LEDs.**
- 3500K 250 lumens, 84 CRI.
- Double arm articulation with 20" base to head reaches.
- Soft touch - instant on, fade to off.
- Infinite dimming 100% down to 15%, last state memory.
- Standard 10 hours turn off (ATO).
- 50,000 hour life LEDs.
- 15 watt, 24 volt wall transformer, 6' cord.
- White (WHT) Silver (SIL) or Black (BLK) - Must specify colour choice.
- UL, CUL and CSA compliant, ETL Listed.
- Base not included.

PRODUCT CODE	PRICE	SIZE/ H	INCHES W	D	WEIGHT LBS	VOL FT <sup>3</sup>
BLVELEDRD	633				3	0.93
<b>With Occupancy Sensor</b>						
BLVELEDRDO	931				3	0.93

**Lamp Mounting Options**

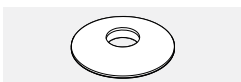
- White (WHT) Silver (SIL) or Black (BLK) - Must specify colour choice.

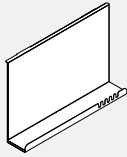
**Worksurface Clamp Mount**

PRODUCT CODE	PRICE	SIZE/ H	INCHES W	D	WEIGHT LBS	VOL FT <sup>3</sup>
BLVELEDASCM	155				1	0.05

**Freestanding Base**

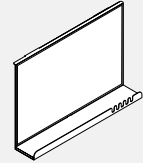
PRODUCT CODE	PRICE	SIZE/ H	INCHES W	D	WEIGHT LBS	VOL FT <sup>3</sup>
BLVELEDAFS	173				3	0.5



**HXAHS • Hanging Shelf**

- Hanging Shelf for personal item storage.
- Suspended from the divider's top reveal.
- Installed board measures 16" from top; 9" from top of worksurface.
- Painted metal, choose from standard panel frame finishes.
- Choose a PET Felt finish for the tray insert.

PRODUCT CODE	PRICE	H	W	D	WEIGHT LBS	VOL FT³
HXAHS	104	16	23.5	3	8.8	1.91

**HXAHSWB • Hanging Shelf with Dry Erase Board**

- Hanging shelf with, dry-erase marker surface.
- Suspended from the divider's top reveal.
- Installed board measures 16" from top; 9" from top of worksurface.
- White surface, painted metal frame; choose from standard panel frame finishes.
- Choose a PET Felt finish for the tray insert.

PRODUCT CODE	PRICE	H	W	D	WEIGHT LBS	VOL FT³
HXAHSWB	398	16	23.5	3	9.57	1.91

**HXARWS • Rear Wall Shelf**

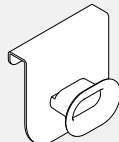
- Rear wall laminate shelf.
- Made of 3/4" LP- low pressure or HP - high pressure; non-handed, with pre-determined mounting points.
- 2.5" front radii.
- Choose from standard laminate finishes, PVC edge.
- NOTE: Not compatible with Ceiling Feed Pole or any monitor mounts.

PRODUCT CODE	PRICE	LP	HP	H	W	D	WEIGHT LBS	VOL FT³
HXARWS	106	135	0.75	32.25	4.5			1.13

**HXACHS • Coat/Bag Hook for Dividers**

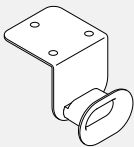
- Coat/Bag Hook can be installed anywhere along the divider perimeter reveal or either side of the Under Surface Casual Storage Unit.
- Made of die-cast aluminum, specify any standard metal paint finish.
- Choose a PET Felt finish for the plug insert.

PRODUCT CODE	PRICE	H	W	D	WEIGHT LBS	VOL FT³
HXACHS	30	2	1.25	0.75	0.05	0.01

**HXACHT • Coat/Bag Hook for Dividers Edge**

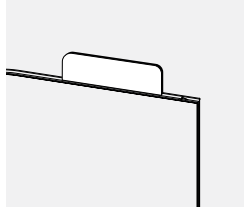
- Coat/Bag Hook can be installed anywhere along the divider perimeter reveal or either or both sides of any divider.
- Made of die-cast aluminum with steel brackets, specify any standard metal paint finish.
- Choose a PET Felt finish for the plug insert.

PRODUCT CODE	PRICE	H	W	D	WEIGHT LBS	VOL FT³
HXACHT	35	2	1.25	0.75	0.23	0.01

**HXABH • Under Surface Bag Hook**

- Under Surface Bag Hook can be secured to the bottom of worksurface.
- Made of die-cast aluminum with steel brackets, specify any standard metal paint finish.
- Choose a PET Felt finish for the plug insert.

PRODUCT CODE	PRICE	H	W	D	WEIGHT LBS	VOL FT³
HXABH	33	2	1.25	0.75	0.18	0.01

**HXNP • Name Plate**

- Name Plate sits inside the divider top reveal.
- Two-sided white dry erase surface laminated to 1/2" PET Felt.

PRODUCT CODE	PRICE	H	W	D	WEIGHT LBS	VOL FT³
HXNP	60	3.625	10.75	0.5		0.01

---

## Global offices in Canada

### Head Office

560 Supertest Road  
Toronto, Ontario  
M3J 2M6  
T (416) 650-6500

### Toronto Sales Office

1350 Flint Road  
Toronto, Ontario  
M3J 2J7  
T (416) 661-3660

### Moncton

268 Coverdale Road  
Riverview, New Brunswick  
E1B 3J2  
T (506) 858-8383

---

## Showrooms

### Calgary

237 8 Avenue SE, Suite 302  
Calgary, Alberta  
T2G 5C3  
T (403) 250-7770

### Montreal

(Temporary location)  
2020 Trans Canada Highway, Suite 306  
Dorval, Quebec  
H9P 2N4  
T (514) 866-4331

### Ottawa

251 Laurier Avenue West, Suite 400  
Ottawa, Ontario  
K1P 5J6  
T (613) 234-2881  
*Please call ahead to book an appointment.*

### Edmonton

10158 103 Street NW, Suite 201  
Edmonton, Alberta  
T5J 0X6  
T (780) 444-8922

### Toronto

1350 Flint Road  
Toronto, Ontario  
M3J 2J7  
T (416) 661-3660

### Vancouver

675 West Hastings Street, Suite 1000  
Vancouver, British Columbia  
V6B 1N2  
T (604) 432-1701

### Halifax

1061 Marginal Road, Suite 120  
Halifax, Nova Scotia  
B3H 4P7  
T (902) 422-7434

### Toronto - The Blueprint

(MetroCentre)  
200 Wellington Street West, Suite 1602  
Toronto, Ontario  
M5V 3C7

### Winnipeg

111 Lombard Avenue, Suite 220  
Winnipeg, Manitoba  
R3B 0T4  
T (204) 925-3350