

• OUR BEST BITES •

BBQ PARTY PACK

Everything you need for your next BBQ party!



PRINTABLES DESIGNED BY
Courtney Aitken

PARTY DECORATIONS, FUN ACTIVITIES, & MORE!

BBQ kit INCLUDES

We have included everything you'll need to plan your next BBQ party! Here is a peek at all the fun in store:



BBQ INVITATIONS

PAGE 05

Print these cute 5x7 invites out onto cardstock for extra durability when handing them out to friends, families, or neighbors.



STRAW FLAGS

PAGE 06

These cute little flags make it easy to keep track of whose drink is whose! Have your guests write their names on them to keep all of those yummy drinks straight.



PARTY CIRCLES

PAGE 07

These have a ton of fun uses! Using a 2" circle punch, cut these out and glue them onto popcorn boxes and hot dog trays from your local party store. They make great cupcake toppers, favor tags, or even as fun and simple accents sprinkled on the table.



WATER BOTTLE WRAPS

PAGE 08

Stylish and coordinating water bottle wraps are such a cheap and easy way to unify the theme of any party. Simply grab a pack of water bottles, cut out the wraps using a paper cutter, and tape one on each bottle. Keep them in the fridge until the party starts so they are chilled; putting them in a cute bucket of ice will just cause the ink from the labels to run.



FOOD LABEL TENTS

PAGE 09

Have you ever been to a party, and had kinda no idea what you were eating, or who even brought it? Food tents are a great way to solve that problem. Place these food tents in front of each corresponding dish to let your guests know what you have prepared for your delicious spread! If you're having more of a potluck-style shin-dig, have each guest write down the name of their dish, as well as their name. We left them blank so you could print out as many pages as you need and customize them according to your party. We love ya like that!



PARTY BANNER

PAGES 10-13

A good banner always brings the party theme together. Use a paper cutter to get crisp, straight lines, then punch a two holes on the top of each side of every letter. String some twine or string through each hole and hang above your food table, or even above the party entry!



NAPKIN WRAPS

PAGE 14

Let's get real for a second here – this is a BBQ! Napkins are a must. Roll your cutlery in a napkin, then secure using one of these cute wraps to make it quick and easy for your guests to grab.



FRAMEABLE DECOR

PAGES 15-16

We channeled our inner Ron Swanson for the ultimate 8x10 BBQ frameable decor. Simply print, place in a frame, and done! These are a great way to fill up some unused space on your party table.



PHOTO BOOTH PROPS

PAGES 17-21

With the rise of social media comes plenty of photo ops, and your party is no exception! Make it one to remember with these fun printable photo booth props – great for all ages. Print, cut, then tape them onto a thin dowel or skewer for easy use.



KIDS PLACEMATS

PAGE 22

Keep things tidy (and the kiddos entertained!) with these fun placemats. Take the digital file on a thumb drive to your local printer, and get them printed on 11 x17 sheets of paper. Laminate them for extra durability or to use again next year!



CANDY BAR PARTY FAVORS

PAGE 23

Simply print and cut, then wrap the labels around your favorite candy bar or treat for a fun favor for guests to take home (...or eat on the spot!)



PIN THE HAMBURGER ON THE SPATULA

PAGES 24-27

A fun twist on the party classic! Take the digital file to your local printer, and print out page (24) on an engineer print (2 ft. x 3 ft.). Hang the large print on a sturdy wall, then cut out the hamburger game pieces. Blindfold each player, and, after being spun around, each player takes a turn wobbling up to the grill and trying to place the hamburger directly on the spatula. The player who pins closest to the target wins!

BBQ PARTY INVITATION



YOU'RE INVITED TO A


BBQ BASH

WHERE:

DATE:

TIME:

RSVP:



YOU'RE INVITED TO A


BBQ BASH


WHERE:

DATE:

TIME:

RSVP:






BBQ PARTY CIRCLES







BBQ PARTY PACK FOOD TENTS





BBQ PARTY PACK BANNER




BBQ PARTY PACK BANNER



BBQ PARTY PACK BANNER



BBQ PARTY PACK BANNER



BBQ PARTY PACK NAPKIN WRAPS

**I ♥
BBQ**

**I ♥
BBQ**

**I ♥
BBQ**

**I ♥
BBQ**

**I ♥
BBQ**

**I ♥
BBQ**



TOMATOES

KETCHUP

CHEESE

BBQ

Burgers

BEEF

BUN


LETTUCE

IF IT DOESN'T HAVE

MEAT



IT'S A SNACK


RON SWANSON



SMOKIN' HOT








DO I HAVE
SAUCE
ON MY FACE?

HEAD CHEF





THE PERSON IN MY FAMILY WHO
CAN GRILL THE BEST IS:

IF I COULD CHOOSE ANY TOPPING
TO GO ON MY BURGER, I WOULD
CHOOSE:

MY FAVORITE THING TO DO AT
A BBQ PARTY IS:

HOW MANY HOT DOGS COULD
YOU EAT TONIGHT?


I ♥ BBQ

CIRCLE YOUR FAVORITE:

BURGER **HOT DOG** **STEAK** **RIBS**



DRAW THE **PERFECT** BURGER





UNSCRAMBLE THE FOLLOWING WORDS

1 TKEPHC

2 KESAT

3 GUEBRR

4 LGILR



Draw a Hot Dog fit for
a Princess or a Prince!



 grill ON 

THANK YOU

FOR COMING

GLUE HERE



 grill ON 

THANK YOU

FOR COMING



GLUE HERE

**PIN THE
HAMBURGER**





**ON THE
SPATULA**

PIN THE HAMBURGER ON THE SPATULA



PIN THE HAMBURGER ON THE SPATULA



PIN THE HAMBURGER ON THE SPATULA

