



How to Attend Zoom Meetings on Your Phone or Computer

Step 1: Access

Download the Zoom App from your mobile phone or computer app store.



Step 2: Sign in to ZOOM with a pre-established account

Cancel Sign In

Email

Password

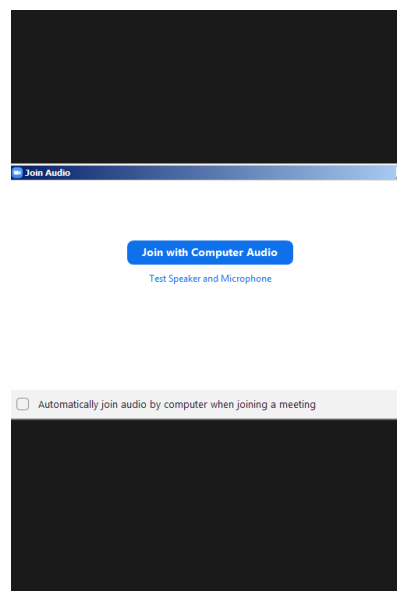
Sign In

[Forgot password?](#)

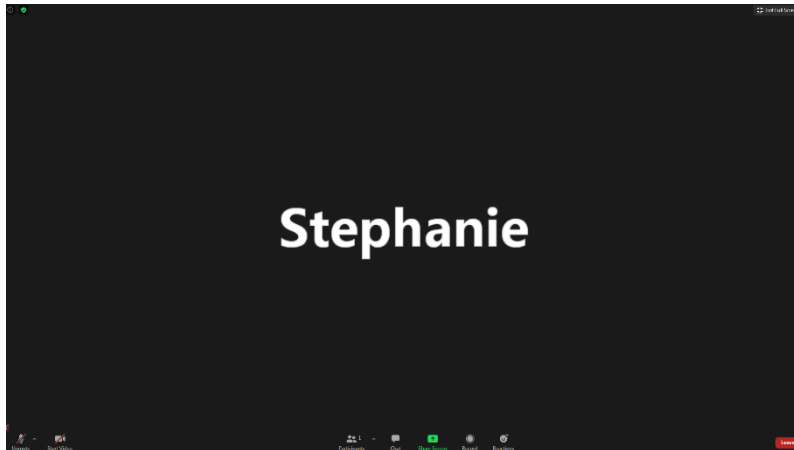
Step 3: Click on the link for the meeting from the invite

<https://us04web.zoom.us/j/77811492234?pwd=WXhnQk9YT2V2RW5ZSUdIVkpIaXlQT09>

Step 4: Click on “Join with Computer or Mobile Audio”

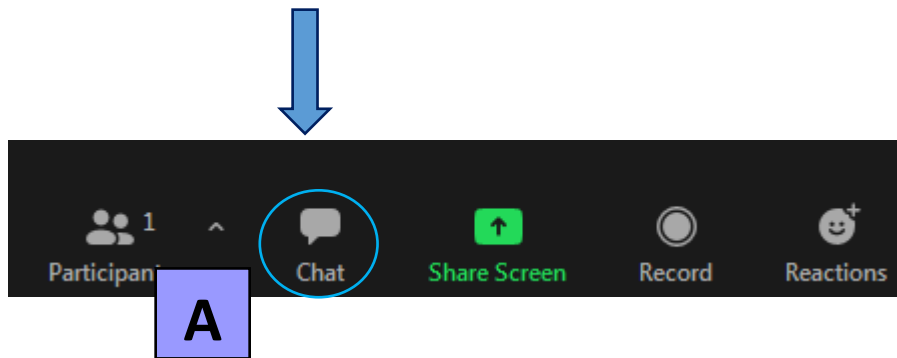


You will then get this screen. You can enter with an edited name if desired.



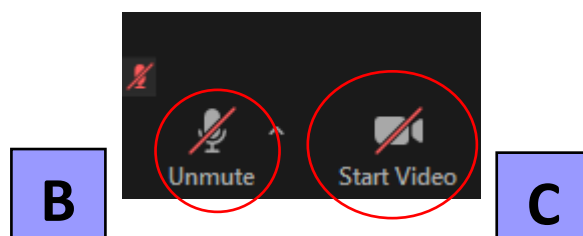
Step 5: Important Tips and Key Functions

A) How do I get to the Chat Box to comment or ask questions?



B) You will be muted when you first join the meeting. Please keep yourself **Muted** except when speaking.

C) Turn on video – If you want others to see your beautiful face.



D) When the meeting has ended, click on “Leave” to end the meeting.

