

By: Jeffrey Benson

Here's What You Get Inside This Ebook

- ==> 15 Instant Free Traffic Sources
- ==> 5 Most Profitable Paid Traffic Sources
- ==> Cutting Edge Strategies And Quick Tips
- ==> Some Very Useful Resources and Links

>>Enjoy Yourself<<

**FREE VIDEO REVEALS:
The 24Hrs Cash Machine!**

Discover The Simple Traffic Method For
Generating MASSIVE Leads And Making Money
In 24Hrs Or Less! **Yours Free!**

[Click Here To Watch Video Now!](#)

**Make Money When You
Share This Ebook For Free**

**Make Upto \$350 When You Give
Away This Ebook For Free!**

[Click Here To Learn More!](#)

TABLE OF CONTENT

Note: The Methods Below Are Not
In Order Of Importance

FREE TRAFFIC METHODS

Legal Notice:	2
Method 1: Forum Marketing	5
Method 2: Guest Posting	7
Method 3: Content Marketing	10
Method 4: Online Groups	12
Method 5: Video Marketing	14
Method 6: Answers Sites	17
Method 7: Joint Ventures	19
Method 8: Ad-Swaps	22
Method 9: Classified Ads	24
Method 10: Giveaway events	25
Method 11: Social Media Traffic	27
Method 12: Press Releases	29
Method 13: Document Sharing Networks	32
Method 14: Tutorial Based Learning Communities ...	34
Method 15: Coupon Sites Traffic	36

PAID TRAFFIC METHODS

Method 16: Solo Ads Marketing	38
Method 17: Ezine Advertising	43
Method 18: Banner Advertising	48
Method 19: PPC Advertising	52
Method 20: CPV Advertising	56

LEGAL NOTICE

The Publisher has strived to be as accurate and complete as possible in the creation of this report, notwithstanding the fact that he does not warrant or represent at any time that the contents within are accurate due to the rapidly changing nature of the Internet.

While all attempts have been made to verify information provided in this publication, the Publisher assumes no responsibility for errors, omissions, or contrary interpretation of the subject matter herein. Any perceived slights of specific persons, peoples, or organizations are unintentional.

In practical advice books, like anything else in life, there are no guarantees of income made. Readers are cautioned to rely on their own judgment about their individual circumstances to act accordingly.

This book is not intended for use as a source of legal, business, accounting or financial advice. All readers are advised to seek services of competent professionals in legal, business, accounting, and finance field.

You are encouraged to print this book for easy reading.

Author's Note: I understand that some or all of the strategies discussed in this report will be familiar to many people. If you think you already know them, please do not discard them. Try to go through the report completely because I have revealed, with a twist, some very proven, practical and highly profitable strategies that you can use starting today, to generate very good amount of targeted traffic on a daily basis. You'll also find lots of useful resources and links to help you quickly implement the strategies taught. Good luck.



PART ONE

THE TOP 15

INSTANT FREE

TRAFFIC METHODS

There's no point in having a website or a blog if no one comes to it. Often times, people think of a website the way Kevin Costner thought in the famous movie - Field of Dreams - Once you build it, everybody would come.

Unfortunately that isn't the case always. People often put in a great deal of energy, thought, money and time into launching a blog or a website, only to be shocked to learn that it doesn't rank anywhere on the first or second page and no one actually comes to visit it.

Generating traffic to a site can seem like a mysterious form of voodoo to some - especially when it comes to "free" online traffic. I put the quote marks around free, because in reality nothing is free. Your time is certainly worth something, and free traffic generation does take lots of time.

That being said, if you're interested in sparing two to three hours a day to these traffic generation techniques, you can easily generate hundreds or even thousands of new leads to your website within a short time.

Let's take a close look at my 10 most effective INSTANT free traffic generation methods:

Method No. 1:

Forum Marketing



Forum posting is one of the most powerful secrets to generating instant traffic. The concept is simple. You find a forum in your niche i.e. related to the topic of your site or product name.

How To Get The Most From Forum Marketing

You should become an active member on your chosen forums and post topics, answer questions, and also respond to threads. If you spend just 30 - 60 minutes a day being active on forums, you would be easily able to generate 40-60 visitors a day from this method alone. That's between 1200 – 1800 visitors a month. Not bad from just one forum. Do this for 5 – 10 forums and see the results you get. It will surprise you.

To get the best results, have a well prepared profile with a link pointing back to your lead capture page.

Quick Tip: Always post replies or answer questions only on newly created threads. This way your post is at the beginning or near the beginning of the thread. Doing this will ensure many people will read your comments. So avoid commenting on threads with lots of comments already.

Another benefit of forum marketing is that you can easily use it to find joint venture partners to do business with or swap traffic with. Use this method to find joint venture partners who will send you free traffic. This is discussed later in this report.

Where To Find Forums

You can Google to find niche forums by typing your "keyword+forum" into Google search. From the results you get, begin looking for good forums to join.

You can also use our [forum finder software](#) to find forums in your niche. You can see how it works here: <http://sais.club/ntl-order-page/>

Almost all forums will allow you to add a hyperlink to your website or blog from your profile and your signature file. Try to add a descriptive link to your signature. For instance, instead of Gardening Website put something like Gardening Secrets Revealed or Free Gardening Tips.

Method No. 2:

Guest Posting



Guest posting (i.e. posting articles on related blogs) is one of the best and easiest ways to get more traffic to your website and the traffic can be instant if done well.

For Best Results

For best results when doing guest posting, only submit your article to sites that are also receiving good traffic themselves - sites with alexa.com global rank of 100,000 and below.

Also ensure to read the site's submission rules so that you can write your articles according to their rules. This will get your article accepted and posted on their site quicker.

It's good to contact site owner first before submitting article to them. Ask them how soon they will publish your article once submitted. Follow up with email or call them on the phone after submitting your articles to them and let them know that you have submitted the article. You can even ask them when they are likely to publish your article so you will be able to check back. This could give them a little push to help your article get published quicker.

At the bottom of each of your articles ensure to have a link back to your blog or lead capture page. You should add a strong call to action here for readers to visit your site. This is where you can give something away for free to entice them to your website.

Posting articles on high authority sites makes it much more likely they'll be found by big search engines as well.

Most websites publish articles within hours of submission, but you can confirm the time by contacting the owner. To get maximum number of visitors you should promote your articles on forums, blogs and social media sites. You can even announce your article to your list and encourage them to share it.

Follow the above strategies and you'll be generating a good amount of highly targeted traffic to your website in no time at all.

To find guest posting sites in your niche or for your products and affiliate offers, just type into Google search "Keyword+guest posting". You can also use other search strings like:

- Keyword+"Add Guest Post"
- Keyword+"Bloggers wanted"
- Keyword+"Guest bloggers wanted"
- Keyword+"guest post"
- Keyword+"guest blogging spot"
- Keyword+"write for us"
- Keyword+"submit a guest post"
- Keyword+"Become a guest blogger"
- Keyword+"submit a guest article"
- Keyword+"Guest post guidelines"
- Keyword+"Guest post wanted"
- Keyword+"Become a contributor"
- Keyword+"Submit blog post"
- Keyword+"Suggest a guest post"
- Keyword+"Become an author"

- Keyword+"Contribute to our site"
- Keyword+"Become a guest writer"
- Keyword+"guest by post"
- Keyword+"This guest post was written"
- Keyword+"This guest post is from"
- Keyword+"Now accepting guest post"
- Keyword+"Authors"

Recommended Software: My best recommended software for finding quality guest posting sites in any niche is the blog finder software in Niche Traffic Locator. Watch demo here: <http://sais.club/ntl-order-page/>

Method No. 3:

Content Marketing



The goal of this method is to use high quality original content to drive viral traffic. The best way to go is to choose a high searched keyword for your website or your products.

Here you want to make sure that people are actually searching for what you want to write about. So, you need to ensure that the keyword you chose is receiving very high searches.

Use <http://app.easybrander.net/c/224341> to search for high searched keywords. Note: you need to have a Gmail account with Google in order to be able to use the keyword

tool.

Once you have found the right keyword, you then need to write an article of at least 1000 words around the chosen topic – your keyword.

Where To Write Your Content

Use iwriter.com or textbroker.com to find good article writers.

Once written, post the article on your blog and do a basic SEO optimization for the article using your keyword(s). For instance, ensure your keyword is in the heading, title, description and the body of your article.

Also implement all social media sharing buttons on your article page. This will encourage your readers to share your article.

Quick Tip: When you write your article, try to write it around good topics that you think others would want to share - topics such as Top 10 ways..., 20 Effective Tips... and so on. These are the type of topics people like to read and share.

Start Sharing Your Content

After you post your article on your blog, then you want to share it as far and wide as possible. Follow these sharing methods below:

Sharing Phase 1: You should submit your article page to all social bookmarking sites, social media sites, and web 2.0 sites.

Sharing Phase 2: Convert your article to pdf eBook and Powerpoint and then submit it to various ebook sharing sites. Make sure each article has link pointing to your money site or affiliate offers from inside your eBook.

Sharing Phase 3: Convert your Powerpoint article into a video and post it on YouTube and then share it afterwards on other video sharing sites you can find.

Sharing Phase 4: You should also convert your article into podcast and distribute it to various podcast sharing sites online.

In all your postings and sharing, make sure you have links pointing back to your article page and your lead capture page or direct to your offer page if you are not building list.

NOTE: It's recommended that you build your list first with your traffic.

Quick Tip: You can use <http://fiverr.com> services for sharing your article on social media sites, social bookmarking sites as well as using it to create and submit your eBooks, videos and podcast.

Follow the above strategies to begin driving quality viral traffic to your website starting today.

Method No. 4:

Online Groups



Online groups, such as:

- Google groups: groups.google.com
- Yahoo Groups: groups.yahoo.com/neo
- LinkedIn Groups: linkedin.com/directory/groups/
- Facebook groups: facebook.com/about/groups

All work in a similar way as online forums. These days you can easily find groups in almost all possible niches. Some of these groups are small while others are quite big comprising of thousands of members.

You can get highly targeted traffic through these groups and it's almost instant traffic as well. The only drawback with this traffic source is that it's short lived and it dies down as your posts get buried in the pile of later posts. But this shouldn't be your concern as you can make similar posts over and over again.

Google Groups are the biggest ones but in some cases Facebook Groups may far exceed in size though.

To use Google groups, just type into your web browser:

groups.google.com. Then, type your niche in the search box, and soon you'll get a list

of groups.

Once you have found some groups in your niche, join as many as you like. Some of these groups can be private, so to get accepted you'll have to make request to the group leader. You'll find a button to make your request and usually you'll be accepted promptly.

Regular participation in discussions and positive interactions with other group members will definitely yield great dividends. In the beginning, refrain from any kind of promotion. It's important to first build trust, and then proceed with subtle promotion afterwards.

With Facebook groups, ensure to have a good FB page with a link that points back to your website (lead capture or money page). Contribute something of value in the groups to create some trust, credibility, and authority.

Quick Tip: Join private groups. I have found that private groups send more targeted traffic than the public ones. I have also noticed that the groups having a few hundred members are the best ones to join. If you join groups with too many (thousands of) members, your posts will easily get buried under the heap of posts made by other members. On the other hand, if you join groups with too few members, your posts will not get the required exposure.

You can also create your own group and have people joining it so you can build your own audience. Make a pinned post or announcement in your group with link pointing back to your site. Once created, invite some friends to start the group. And as you participate in other groups, ask people to join your group.

Instead of direct promotion, I would suggest to first get these prospects on your mailing list by offering a valuable free gift. Once you get them on your list, you can promote to them unlimited offers in your follow ups.

If you use this method properly, these groups alone can provide you with all the leads and sales you need. According to my experience, spending 1-2 hours per day on these groups will bring you enough traffic to start the ball rolling.

You can easily make \$500/day by driving traffic from Groups. You just need to be consistent, persistent and be patient. If you can't handle the posting work yourself, you can outsource it. You can find outsourcers at: OnlineJobs.ph, BestJobs.ph or outbounders.com. Hire them and train them according to the requirements of your niche.

**FREE VIDEO REVEALS:
The 24Hrs Cash Machine!**

Discover The Simple Traffic Method For
Generating MASSIVE Leads And Making Money
In 24Hrs Or Less! **Yours Free!**

[Click Here To Watch Video Now!](#)

**Make Money When You
Share This Ebook For Free**

**Make Upto \$350 When You Give
Away This Ebook For Free!**

[Click Here To Learn More!](#)

Method No. 5:

Video Marketing



Studies have shown that video sites have the power to convert as high as 30%! That's phenomenal when you consider that standard websites typically convert at only 2-3%.

To Do Proper Video Marketing, Follow These Steps:

Step 1: Look for at least 10 high searched keywords in your niche. Keywords you know that people are searching for a lot. The most searched the better.

Step 2: Create a 1-2 minutes video around one or more of the keywords. If you can't, look for someone on [fiverr.com](https://www.fiverr.com) or other outsourcing sites to do this for you. It's cheap. Doodle videos are the best. For best result, create video that give some tips and have a strong call to action for the viewer to go get either the remaining part of the tips, your free report, your video or whatever it is you are giving away to get them on your list.

Step 3: Once your video is ready, take the first most searched keyword in your list and search for it on Youtube. Look for the most viewed video for the keyword and create a good title for your video using a title similar to the title of the most viewed video that you found on Youtube. Just make sure your keywords appear in the title. This way, your video will show up as related video when people view the high viewed videos.

Step 4: Upload the video to Youtube and create a good description for it with a strong call to action and link pointing back to your lead capture page where you collect names and email addresses. Make sure to optimize your video for all the keywords

you found. If you don't know how to do this, search on Youtube on how to optimize video in Youtube and you'll find lots of tutorials. Also use your keywords as your tags.

Step 5: Once you have completed the optimization in Youtube, then share your video to all social media and social bookmarking sites. (By now you should know how to use Fiverr.com for most of your tasks if you can't do them yourself)

Step 6: Post your video directly on other video sharing sites using the same title you used on Youtube. Some of the sites will take your Youtube video automatically from Youtube with the description and all the optimization you have done. Others allow you to upload directly. If you upload directly, ensure to optimize it as you did with Youtube. Just copy the Youtube description over.

Quick Tip: Link all your videos back to your Youtube video as well as your lead capture page.

For Best Results

Save the video you have created several times using all of your keywords one after the other. Then repeat the same process for each video using the strategies above and with 20 - 30 videos targeting high searched keywords using the methods above, you'll have a stream of consistent free traffic flooding your website. Just keep doing this with more videos you are creating and you'll be surprised how much traffic you could be getting from this method alone.

As you can see, the goal of this strategy is to get your video viral by pigging back on videos that are already getting lots of views. If you create good video for topics that people are looking for, you'll get views and clicks.

Here are some top video sharing sites below:

- [YouTube.com](https://www.youtube.com)
- [myspace.com](https://www.myspace.com)
- [Flickr.com](https://www.flickr.com)
- [Photobucket.com](https://www.photobucket.com)
- [Vimeo.com](https://www.vimeo.com)
- [Hulu.com](https://www.hulu.com)
- [Dailymotion.com](https://www.dailymotion.com)
- [Grindtv.com](https://www.grindtv.com)
- [Tagged.com](https://www.tagged.com)
- [Break.com](https://www.break.com)

You can find more video sharing sites here: trafficsourcesreviews.com/rcs/traffic-sources/top-150-video-sharing-sites-for-driving-massive-free-traffic/

Method No. 6:

Answers Sites Traffic



Today, millions of people are using answer sites to find solutions to their problems. Sites like:

- answers.yahoo.com
- wikianswers.com
- answerbag.com
- kgbanswers.com
- aolanswers.com
- www.webanswers.com
- askville.amazon.com
- akaga.com
- blurtit.com
- allexperts.com
- justanswer.com

Many of these people are potential buyers. So the goal is to use these websites to drive targeted traffic to your site by answering some questions on these sites.

By properly funneling this traffic directly to your sales pages, you can generate a steady traffic. The best thing is that like video and article marketing, traffic from these websites is also residual in nature, therefore, you can reap the benefits for weeks or

months with just one time effort.

You should signup with relevant sites, and once your account is created, you can proceed and complete your profile.

Now go to the main page to check the questions that are grouped and posted according to their subject matter. Choose questions related to your niche.

Every time you answer any question, you can include a link to your site as a source in secondary box that accompanies your response. Sometimes you're allowed to place links right inside your answer.

When it comes to dominating answers sites, you'll need to find a fine balance between quality and quantity. **Never spam these sites.** Instead you should focus on adding value to the community, while at the same time preparing your prospects to take the action of your choice

The traffic to many answer sites is huge and they tend to surge on the weekends so you should try to be active on those days.

If carefully targeting relevant keywords, you'll find that you can also easily rank on the first page of the search engines and enjoy long-term SEO benefits as you'll be getting quality backlinks to your website.

Quick Tip: Refrain from providing all vital info in your answer, as your answer should work like a bait to lure prospects to your site.

Method No. 7:

Joint Ventures



Joint venture partnership is a very profitable way to drive tons of free traffic to your website or affiliate offers. There are so many ways to accomplish this. Let's have a close look at four methods here:

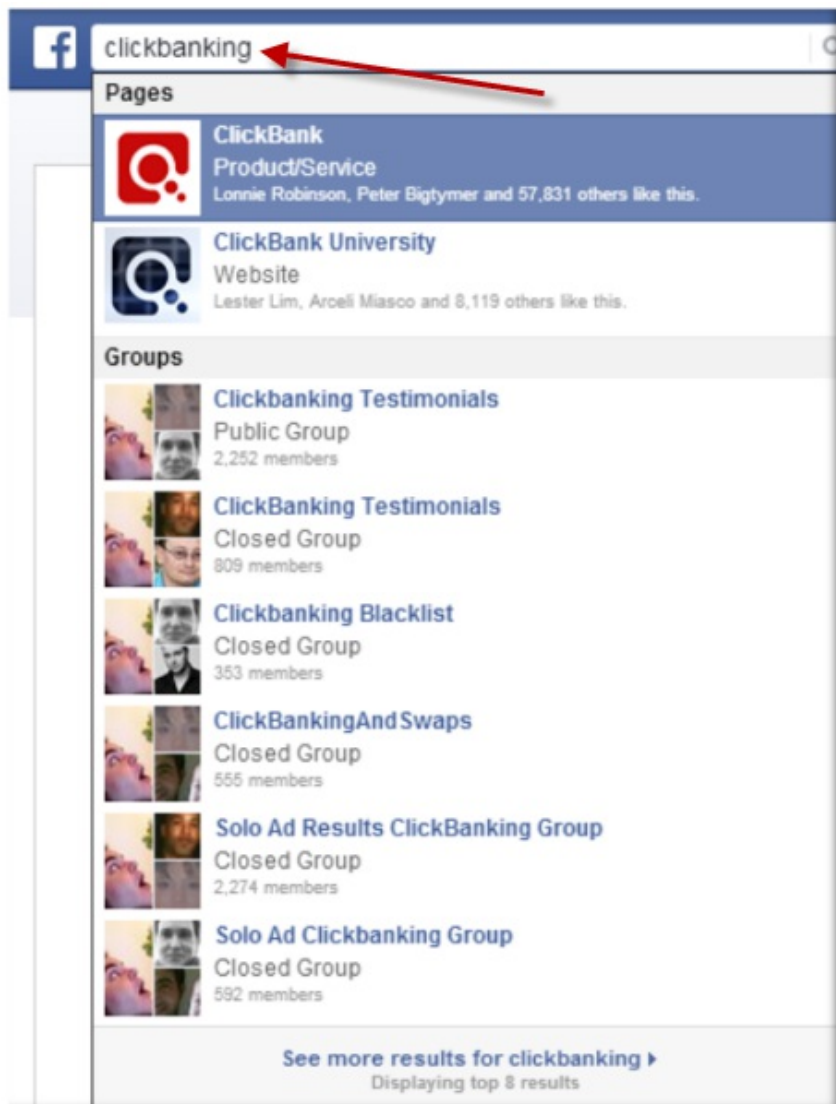
- Partner Swaps
- Click-banking Joint Ventures
- Ezines Joint Ventures

Partner Swaps

Let's assume that you have four JV partners and each of them have five unique JV partners. You can send a message to each one of your partners about swapping a unique partner. You introduce them to your other four and all five of them will introduce you to their unique JV partners. So in the end you all will have 30 partners. Repeat this process with new JV partners, and soon you'll have hundreds of them.

Clickbanking Joint Ventures

In this method you funnel clicks with another list owner. Begin by searching for clickbank partners on Facebook (type clickbanking into facebook and join some groups).



Now contact some list owner and offer to bank clicks. Some of them will offer you double the amount of clicks you send their way. Double check that they're not sending you fake traffic. Only choose list owners with good testimonials.

Here's How To Do It

- Place their banners or link on either your thank you page or download page or both. Track the link so you can know how many clicks you are sending their way. A good tracking tool for this is: [Quality Click Control](http://app.easybrander.net/c/224117) or go to: <http://app.easybrander.net/c/224117>
- Once you've generated the agreed amount, the other partner will send his. Do this with a few other people and see your traffic and list grows.

This way, as you continue to build your list, you are generating clicks to your banking partners and they will reciprocate at some point to pay you equal or double the traffic you send to them. This can work for you on autopilot while you change partners from time to time.

For Best Results

To use this method effectively, chose 3 partners at a time so that the traffic going to your thank you page can service the 3 of them – this way you'll get your traffic back quickly from them too. Just continue to do this and your list will explode while your income explodes as well.

Ezines Joint Ventures

This method will work best for those who already have a list and are running ezines. Using this technique you can generate hundreds of subscribers a day without spending a dime. You should search for ezine owners who are in your niche and offer to place their ads on your ezine to your list while they do the same for you.

These ads can be placed in the “**Other recommended Ezines**” section. Repeat this with five ezine owners and soon you'll see your list growing fast. You can combine this with partner swap techniques discussed above to see your list and traffic sky-rocket.

Where to find ezine owners

Search in Google using your niche "keyword+ezines" and you'll find lots of ezines and ezines directories in your niche. You can also use your niche "keyword+subscribe" in Google search to find list owners.

Recommended Software: My recommended software for finding ezine owners in any niche is the [Admedia Finder Software](#) in Niche Traffic Locator software. Watch demo here: <http://sais.club/ntl-order-page/>

FREE VIDEO REVEALS: The 24Hrs Cash Machine!

Discover The Simple Traffic Method For
Generating MASSIVE Leads And Making Money
In 24Hrs Or Less! **Yours Free!**

[Click Here To Watch Video Now!](#)

Method No. 8:

Ad-Swaps



Once you have a subscriber based of a few hundred, you can implement this strategy. Ad swaps is now becoming popular in both non-IM and IM niches. In this method, two marketers with mailing list of same size agree to promote each other and send their subscribers to their partner's squeeze page where they are offered some sort of freebie.

Adswaps are becoming widely popular because this arrangement offers a win-win situation to all the parties involved. The subscribers also get something of value without spending anything and the two marketers involved add quality subscribers to their lists without spending anything

If you don't have a list, you would first like to have a seed list in your niche using other methods. In my opinion, a seed list of 1,000 subscribers is sufficient to start with.

Next contact webmasters, marketers and ezine owners in your niche. Those having list size similar to yours will be the most willing to do an adswap with you.

Quick Tip: It is not a bad idea to do an adswap with someone having a list smaller than yours. In that case, you just need to mail out to a number of your subscribers equalling to his i.e. what you do is take out 1,000 subscribers from your list and mail them out your message.

The best thing about adswaps is that you can do a lot of them without diluting your list (don't overkill this though). Just a couple of mid-sized adswaps can easily add a few thousands new subscribers to your list and a nice five figure income to your bottom line, all without spending a penny on advertising.

Below is a list of some Adswap sites

- Lead-swaps.com
- Safe-Swaps.com
- www.myadSwaps.com
- IMadswaps.com
- WarriorForum.com/warrior-joint-ventures/

There are always lots of adswapping groups on Facebook and Skype. Just search for adswaps on Facebook and once you get on the group ask if anyone knows of any Skype group they can introduce you to. Keep at this and getting traffic will soon be a thing of the past.

Method No. 9:

Classified Ads



Famous classified websites such as [USfreeads](http://USfreeads.com) and [Craigslist](http://Craigslist.org) can be a good source of highly targeted traffic. Millions of people visit these sites every day in search of bargains, business opportunities, and job offers.

The best thing about this traffic is that these people are bargain seekers and don't hesitate in taking out their credit cards after coming across compelling deals.

So what you do is to create a small but attractive ad and make a big promise. Your prospects should feel that your service or product can solve all their worries and that they are getting a good deal. In fact, you can outsource this and hire people to post for you to save you time.

Some classified ads sites are:

- Craigslist.org
- USfreeads.com
- Backpages.com
- Adpost.com
- ebayclassifieds.com
- OLX.in
- Gumtree.com

You can also search in Google for classified ads sites to get more sites.

As far as classified sites are concerned, Craigslist is the biggest of them all. You can learn how to use Craigslist by searching for video tutorial on Youtube.

Quick Tip: Never underestimate the power of eBay classified. It does require you to pay a fee of \$9.95 to post your ad but provides you with some of the most targeted traffic you can get.

Method No. 10:

Giveaway Events



JV giveaways can be the most practical and profitable form of Ad Swaps. You gain subscribers from just one partner list in a normal adswap, but in a JV giveaway you get new subscribers from all the lists of all the marketers involved. Usually JV giveaways are organized by top marketers, while others offer their products for free.

All these freebies are listed on common page and then all those who are participating send traffic to this page. Visitors would come to the page, choose their freebies and opt-in at respective pages to download their free products.

The marketer who arranges these giveaways gets massive online publicity and tons of targeted traffic, the partners will get qualified subscribers to their lists at no cost. They can also earn good money with One Time Offers. The gifts mainly include free reports, software and scripts etc.

How To Participate In A Giveaway Event

To participate in any Giveaway you have to have a product to offer for free, a squeeze page and at least one OTO (To earn you some money right away).

It's always better to have your product to offer at these giveaway events, if not you can get resale rights to someone else product and offer it as a gift. Your one time offer may not be your own though. You may choose to have a high converting affiliate product as the one time offer (OTO).

In such case you would like to offer additional bonuses or rebates to increase the conversions. I would suggest using 3 OTOs. Using 3 OTOs in place of just one has proven to increase conversion by almost 100% in most of the cases.

The popularity of these Giveaway events is now increasing rapidly and some marketers have reported to build a huge list and successfully make lots of money from just one Giveaway event. Most of these giveaways are held around popular occasions or festivals. This kind of marketing is gaining widespread popularity.

To find giveaway events search in Facebook and you should begin to find some. There are also Skype groups for giveaway events.

Here are some other sources of Giveaway events

- giveawayevents.com/
- jvgiveawayblog.com/
- starjv.com/event/

Quick Tip: Just join the giveaway event you can find and once you are in the event, ask other participants where you can find more giveaway events. In most cases, participating in one even will lead you to another and another. Organize your own events for massive traffic.

Method No. 11:

Social Media Traffic



Social marketing is all about directly connecting with your potential customers or your customer base, engaging them in conversation and building relationships with the audience. One of the easiest ways of building a customer-based marketing campaign is to exploit the popularity of social networks like [Twitter.com](https://twitter.com), [LinkedIn](https://www.linkedin.com) and [Facebook.com](https://www.facebook.com), [Google+](https://www.google.com/+) etc.

When it comes to social media there are countless ways to touch down and connect with your target audience. With Facebook, you could set up paid advertising campaigns that are set to deliver based on user activity. It's a highly targeted form of advertising and a very cost effective strategy for those who want to test the waters while generating quick and steady traffic to their website.

You can also set up marketing campaigns at no cost as well just by creating a Facebook page for your business and connecting with potential customers. You can enhance your Facebook pages by offering discounts, special coupons and savings available only to those who join your Facebook group, like your page or connect with you in another way.

With social media platforms like Twitter, you're able to connect with your audience easily just by sending out short updates, notices and news of interest. Instead of marketing heavily within your social communities, always focus on offering value in the form of useful information, hard to find material, freebies, discounts and other benefit-

driven offers that will help you stand out while nurturing relationships within your market.

And don't forget other leading social networks like LinkedIn.com and Ning.com, both viable social media platforms that will help you further extend your marketing outreach. LinkedIn is considered the "professionals social media community" where you can create a live portfolio and resume that lists your achievements, connections, business information and contacts.

With Ning, you are able to create your very own customized social media community, providing your customers, members and subscribers with a fun and easy way to interact with one another and with you.

FREE VIDEO REVEALS: The 24Hrs Cash Machine!

Discover The Simple Traffic Method For
Generating MASSIVE Leads And Making Money
In 24Hrs Or Less! **Yours Free!**

[Click Here To Watch Video Now!](#)

Method No. 12:

Press Releases



Press releases are a very effective and powerful way to reach out to your target audience and generate buzz around upcoming products, offers and launches.

Press releases are also very inexpensive to produce and extremely easy to distribute. In fact, you can automate distribution by hiring press release circulation and distribution outlets that will tweak your press release and submit it to all of the major media stations, blogs and content syndication outlets.

You can also submit your own press releases through both free and paid distribution channels, so regardless of your time and budget, press releases are an essential method of positioning your business for mass exposure.

Here are the most important elements to include in your release:

Release Time & Date: You want to place the time and date of your press release at the top of every news release, either indicating when the document can be made

public, or "For Immediate Release" to show that it's ready for distribution immediately

Headline: Summarize your storyline or message in just a few words. The objective is to immediately capture attention from potential customers and clients

Subhead: This expands on the headline and gives readers a bit more information about what your branding message is about.

Dateline: Include the day that the document was released, and the place of origin (your city and state). You can choose to include your company's address, or simply include your website's URL.

Introduction: In a single paragraph, cover the basic elements that you'd find at the beginning of an article: who, what, when, where, why and how.

Body: Expound on the introduction and go into your story. Use details, statistics and trend information to back up your assertions and get your points across.

Bio/About "Your Company": Include background on you and/or your company and its services.

Closing marks: Use the symbols "###" or "-30-" to show that the press release has formally ended.

Contact information: Include your contact information, website address and any other contact information that will make it easy for people to get in touch with you.

Free Press Release Services

Best free press release site for Google News

- Online PR News: onlineprnews.com
- Open PR: openpr.com
- PR Fire: prfire.co.uk

Here is another free press release sites

- PRlog: prlog.org

These other sites can submit your press release for a fee:

- MassMediaDistribution.com: Distributes press releases to newspapers, magazines, trade journals, TV, radio, blogs and online news sites.
- Betanews.com: Wide range of news distribution and social media options.
- Clickpress.com: Global news distribution services that services a wide range of companies/industries.
- PRweb.com: prweb.com

Paid Press Release Services

You can also use this service if you want: warriorforum.com/warriors-hire/460000-authority-boost-google-news-yahoo-news-bing-news-associated-press-much-more-a1-rocket-fuel.html

You can add this service also if you like: drnunley.com/press-release-service/

For a list of more free press release sites, go to: vitispr.com/blog/free-press-release-sites

Method No. 13:

Document Sharing Networks



If you are looking for a quick and easy way to generate massive traffic to your website at no cost, you'll want to explore the potential behind popular document-sharing and content distribution networks such as the ever-growing docstoc.com.

Docs Toc is a very simple document sharing website and can begin generating traffic almost immediately. Simply create your free account and begin uploading your content. You don't need to add a resource box to items that you upload to DocsToc, however you can have your affiliate links embedded directly into your content itself.

Another similar site is Scribd.com. Scribd is a very popular document sharing website that works similarly to DocsToc where you can upload content and add it into specific categories.

Content galleries, otherwise known as "PDF networks", "Content Portals" or "Ebook Directories" work on the same premise. You submit quality content in the form of PDF files such as reports, articles, ebooks or training courses and in exchange, you get free advertising from the directories.

And here's another great aspect to content galleries - you can actually make money uploading content!

Sites like: tradebit.com will pay you a percentage of all sales made, so you can upload everything from short reports to PLR content that includes your website URL and name, and get paid for every download while gaining prime exposure from these authority content sites.

When creating your free content giveaway, make sure to create your content in PDF format. That way, you can be sure that it's viewable on every operating system so you're not leaving out Mac users, and you'll be able to guarantee acceptance into every content distribution network.


Here are a few places to begin submitting your PDF files:

- Scribd.com
- Issuu.com
- DocsToc.com
- SmashWords.com
- http://www.
- Yudu.com

And the great part about these sites is that you can upload virtually ANY type of content. This includes articles, reports, ebooks, letters, tutorials and more.

Method No. 14:

Tutorial Based Communities



One of the most overlooked sources of quality traffic is in "tutorial-style" websites.

If you're involved in a niche market where instruction based training is popular and in demand, you can instantly exploit an unbelievable traffic source just by uploading quality tutorials focusing on various tasks in your market.

For example, if you are a graphic designer you could create a series of short video based tutorials that highlight the different ways of creating graphics in Photoshop, or if you are an online marketer specializing in SEO, you could create a few different tutorial style guides and videos that show people exactly how to optimize their web pages for the major search engines.

Tutorial sites are an untapped source of quality traffic, and because people are genuinely interested in learning more about your topic or market, submitting a series of tutorials that include your website URL or squeeze page address in the footer of every tutorial will quickly generate a massive amount of red hot traffic to your site!

Tutorials don't have to be complicated; in fact, you should focus your tutorials on being short and to the point.

If you aren't able to create video-based tutorials, you could outsource them to specialists in your field, or provide image based tutorials that include illustrations, graphics or diagrams relating to your topic, with written (transcript) of what is being done, step by step.

Here are a few places to submit your tutorials for immediate traffic:

- tutorial-index.com
- psd.tutsplus.com
- DesignFloat.com
- TutorialKit.com
- Good-Tutorials.com
- Envato.com

Tutorial sites aren't the only source of untapped traffic that I want you to focus on. Consider the many other ways that you can upload valuable content and maximize your traffic, instantly.

For example, consider hiring a programmer to create a simple Wordpress plugin or template (you can also purchase full rights to existing templates) and add your site link into the footer of the template itself. As the template gets circulated throughout the countless wordpress template directories, you'll gain valuable link juice and FREE exposure!

Plus, you can also include your template or plugin in Wordpress's own self-hosted directory, and get a backlink from the source itself!

Method No. 15:

Coupon Sites Traffic



You've heard of the popularity of coupon sites like RetailMenot.com but what you may not have thought about is just how easy it is to siphon traffic from these high traffic websites!

All you have to do is create a coupon code for a product or offer on your website and submit it into the top coupon directories online. While many coupon websites will need to approve your offer, it doesn't usually take more than 48 hours for it to go live and once it does, prepare for a major wave of unstoppable traffic!

Here are a few coupon sites that you can submit your offer to. Keep in mind that the more exclusive your offer and the deeper the discount, the more exposure you'll receive:

- supercoolsteals.com/
- couponcabin.com/
- freeshipping.org/
- dealtaker.com/
- ultimatecoupons.com/

You now have 15 fantastic ways of driving red hot traffic to your website for free! Start off by implementing just one or two of these ideas into your marketing campaign and sit back as the traffic pours in. Continue to expand your outreach by adding new traffic sources to your funnel and set yourself up for long term success.



FREE VIDEO REVEALS: The 24Hrs Cash Machine!

Discover The Simple Traffic Method For
Generating MASSIVE Leads And Making Money
In 24Hrs Or Less! **Yours Free!**

[Click Here To Watch Video Now!](#)

Make Money When You Share This Ebook For Free

**Make Up to \$350 When You Give
Away This Ebook For Free!**

[Click Here To Learn More!](#)

PART TWO

THE 5 MOST PROFITABLE PAID TRAFFIC METHODS

Method No. 16:

Solo Ads



The first method we are going to be looking at is using Solo Ads.

Solo ads have been one of my leading sources of traffic for many years now and because they are not only affordable but highly targeted, the response and conversion rates are always incredibly impressive if you buy from the right sources.

You see with solo ads you are able to 'borrow' someone's audience, giving you the opportunity to scale your business without having to do any of the time- consuming footwork often involved in building a community and an audience.

This is a very affordable method of driving targeted traffic to your website or affiliate offer and with a single solo ad you could ultimately jumpstart your website traffic instantly, without any other marketing required.

With solo ads, you can be making money the same hour or the same day your ad is run.

The key is to find available solo ad spots with relevant list owners. You want to focus on finding list owners who have built up a solid list in your niche market and who are open to sending out solo broadcasts.

You also want to be able to verify the list size and response rates so that you know exactly how many subscribers are receiving your ad and can track performance. (See

email templates below)

When purchasing solo ads, make sure to set up a solid squeeze page before your ad goes out. It's always better to send traffic to a lead capture page rather than a sales page so that you're able to funnel visitors into your own mailing list.

As you know, people often need to see an offer multiple times before taking action and so by sending them to a squeeze page you're able to follow up later on, after you've developed a solid relationship with each subscriber.

Where To Find Solo Ads Sellers

As always you can find solo ads sellers by searching on Google. Just type in your (keyword+solo ads) but searching online this way could be a dangerous move as many of the sellers you'll find will be useless and watched out. These may be seller with very low quality list. You want to find solo ads sellers that have top quality lists and don't send emails to their list every day.

You can also find solo ads sellers on Facebook and forums. In the forums just ask and someone will direct you. If you are on Facebook, type solo ads sellers in the search fields and you are sure to find some very good solo ads groups.

Join the groups and begin looking testing the solo sellers. Test with small amount first and if it works, but again from the seller.

Create a good email swipe for your product and give it to the list owner to send on your behalf. Some list owners can even write your swipe for you if you ask them.

Another method of finding top quality solo ads seller is using The [Admedia Finder software](http://sais.club/ntl-order-page/). <http://sais.club/ntl-order-page/> With the software, you can easily find quality ezine owners and solo ads sellers in any niche. You can also see our Ezines directory. Watch this video: <http://sais.club/ntl-order-page/>

Email Templates To Use When Contacting List & Ezine Owners

You can use the email templates below when contacting list owners. Edit as you like.

First Email:

Use any of these subject lines below:

- Concerning your website
- I want to send you money
- Can I pay you?

EMAIL BODY

I just came across your website (URL Here) and it looks very interesting. I must say I'm very impressed.

My guess is that you have a lot of loyal followers.
My name is <Your Name here> and I am an internet marketer.

Just wanted to know...

Would it be possible to send an email solo ad to your list of subscribers on your blog in exchange for some \$\$\$?

I've got a very good free gift I think your people will love and they will love you even more for giving it to them.

If you're interested, I will send you the swipe to use and usually, it will take you less than a minute to send.

Please let me know and I will PayPal you the money right away.
Look forward to talking with you

<Your Name>

Once you have received a response from the list owner, you can follow up with this reply:

Second Email:

Hi,

Thank you for responding to my inquiries.

I will like to move on with this as soon as possible.

In the meantime, if you don't mind, I will like to know the following to help us make an informed decision:

- How many active subscribers do you currently have?
- How often do you mail out solo ads to your list?
- What normally, is your average email open rate?
- How much do you charge to send a solo?
- When is your next available spot?

Looking forward to hearing from you.

Thanks

<Your Name>

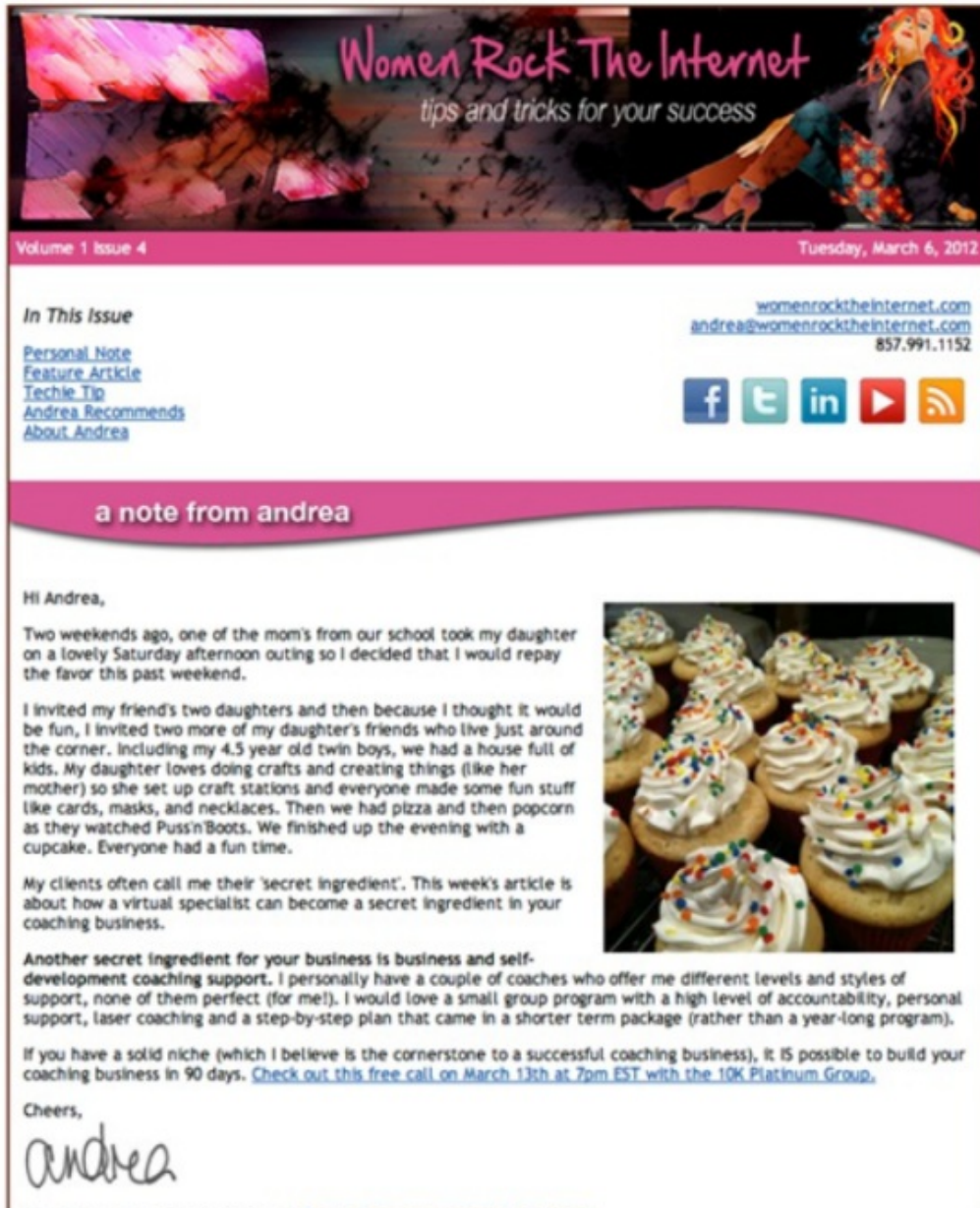
**FREE VIDEO REVEALS:
The 24Hrs Cash Machine!**

Discover The Simple Traffic Method For
Generating MASSIVE Leads And Making Money
In 24Hrs Or Less! **Yours Free!**

[Click Here To Watch Video Now!](#)

Method No. 17:

Ezines Marketing Strategies



What Are Ezines?

An ezine (a.k.a. e-zine, email newsletter or e-newsletter) is a newsletter that is delivered via email that you can subscribe or optin to it.

Ezine advertising is an excellent way of driving paid traffic to your offer or website. It's a very targeted means of reaching the exact audience you want to reach.

How Often Are Ezines Sent?

This normally ranges from multiple times per day (which is not recommended) to daily. Many ezines also deliver multiple times per week, once a week, bi-weekly, monthly, quarter or any periodic delivery schedule. Some of the best ezines are delivered daily, weekly, bi-weekly or monthly.

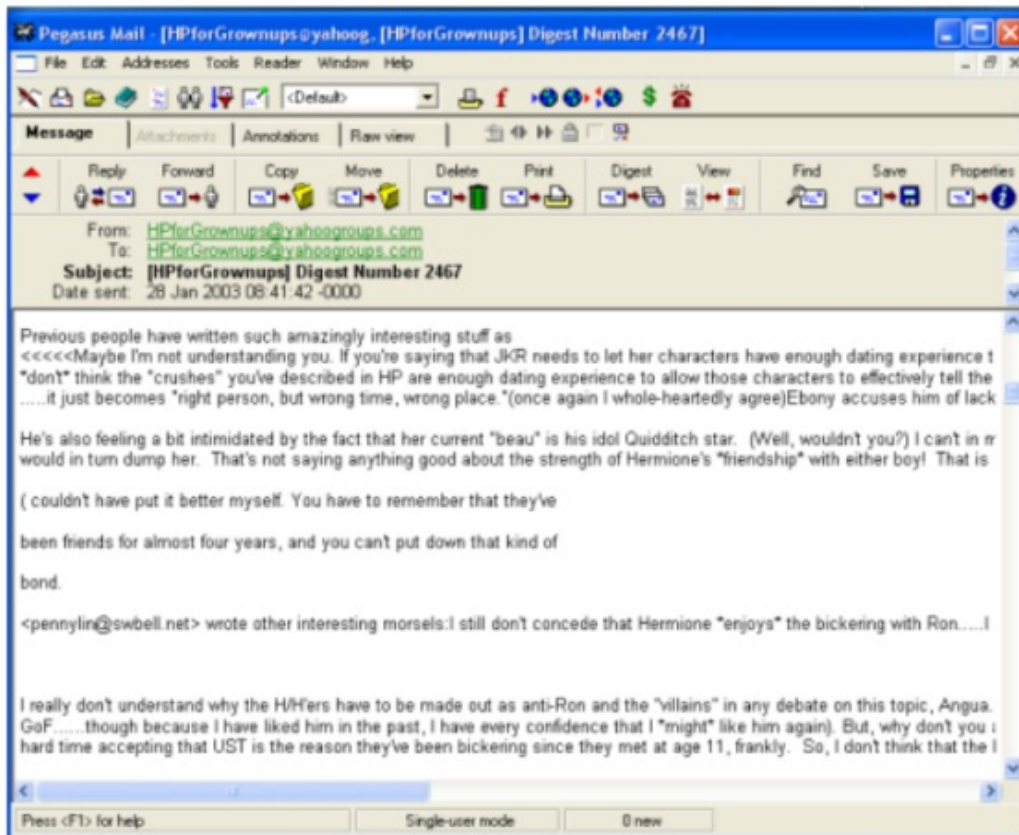
Ezines Formats

An ezine usually will come in a plain text format or via a rich HTML format. Most major email management software allow both formats via an auto email client detection strategy called MIME/Multipart.

HTML Ezine Format



Text Ezine Format



Why Do People Publish Ezines?

Ezines are critical business tool to help:

- Develop relationships within your niche
- Keep in contact with your customers or members
- Build your credibility or perceived expertise in the marketplace
- Drive leads, sales and/or revenue by selling products/services or advertising along-side quality original content

What Is Ezines Advertising

Ezine advertising is placing an ad in the paid advertising sections of online newsletters or ezine publications.

These ads can be:

- Solo ads
- Sponsored ad
- Classified ads

- Banner ads

Types Of Ezine Ads

As you have seen, we have different types of ezines ads. Each type of ad has a different format and cost more or less depending on the type. I'll briefly go through each type and explain what they are and how they work.

Classified Ads

This is usually a smaller ad placed in a group of other classified ads. The beauty of this type of ezine advertising is these ads are very cheap to run. Classified ads are a great way to test an ad before rolling out a larger campaign or to do product testing.

Ezine Banner Ads

These are usually a graphic ad with a brief description of what you're offering and a "click here" button. They are usually located in a side bar and some advertisers use animated arrows to draw attention to their ad. This is an excellent form of ezine advertising.

Sponsored Ads

These ads are similar to classified ads but are usually larger (more lines) and are placed at one of three locations. There are top sponsor ads, middle sponsor ads, and bottom sponsor ads. The top ads are usually the most expensive to run and the bottom ads being the least expensive. Sponsor ads are great because they're placed within the body of the ezine where readers see them easily.

How To Find Ezine Owners

1. Manually search on Google (use keyword + ezines OR Keyword + Solo Ads)
2. Search using the Ezines Directory in Niche Traffic Locator software. See how it works: <http://nichetrafficlocator.com/blog/the-ezines-finder/>
3. Search using the AdMedia Finder in Niche Traffic Locator software. See how it works: <http://nichetrafficlocator.com/blog/the-admedia-finder/>

Why You Need To Be Using NTL?

- NTL is by far the best ezine directory online
- It is constantly updated.
- It takes away all the frustrations of searching online for ezines.
- It will save you a lot of time and money and the best part of all make you money fast
- Using the software will ensure you find top quality ezine owners in your niche

- Plus as a member of NTL, you'll be receiving traffic strategies every month.

Questions To Ask When Contacting Ezines Owners

- Do you sell solo ads for your list?
- How many active subscribers do you have?
- How often do you mail out solo ads
- What is your average open email rate
- How much do you charge for a solo ad?
- When is your next available spot?
- How often can I submit solo ad with you?

Method No. 18:

Banner Advertising Strategies



What Is Banner Advertising?

Banner advertising is a rectangular image ad placed on a website that leads to an advertiser's site when the image is clicked on...

Some Best Converting Banners Sizes



Other Banners Sizes



How To Create Banners That Convert

- Make it simple (banners that look like texts usually work better but test it).
- Give a clear concise message in your banner. Don't be ambiguous in your message
- Ensure the message on your banner ads is congruent with the message on your landing pages.

- If possible, create banners specific to a site. Let your banner looks like the site template.
- Give a strong call to action in your banner
- Tap into people's core desires i.e. why do they want your products or services.
- Don't give too many details in your banner. Leave people wanting more. (Your goal is to get clicks)
- If possible, give something away for free to help you get higher click-through rate.
- Best converting banner ad sizes are: 300x250, 250x250, 468x60 & 728x90

How To Create Banners Manually

I know there are many software in the manner but the one that I use is: <http://bannermakerpro.com>. The software is very easy to use to design any type of banners.

Where To Create Banners

You can use any of the websites below to get your banners made:

- fiverr.com
- 20dollarbanners.com

How To Locate Targeted High Traffic

Sites To Distribute Your Banners

- Banner Distribution Networks
- AdMedia Finder Software. [See software demo here](#)

Here Are Some Good Banner Distribution Networks Below:

- web.blogads.com
- buysellads.com
- projectwonderful.com
- adengage.com
- And many more places here or go to: <http://sais.club/ntl-order-page/>

How To Contact, Negotiate & Get

The Best Deals With Site Owners

- First, search online or use the AdMedia finder software to search for advertising sites.
- Then begin building a database of potential sites to advertise in.
- Ensure to check each site using Alexa, Quantcast and compete.com to find more information about the site demographics and traffic analysis.
- After getting information about the site contact them either through their sites or via email.
- When you make contact, ask them for their best price, site traffic statistics, their site demographics, and other terms if not already on their website.
- Ask if they will be willing to give you exclusivity if their site performs well for you.
- Never accept the first price you are given. Always negotiate everything. If possible offer to pay 10% - 30% of original cost for the first week or first month as a trial.

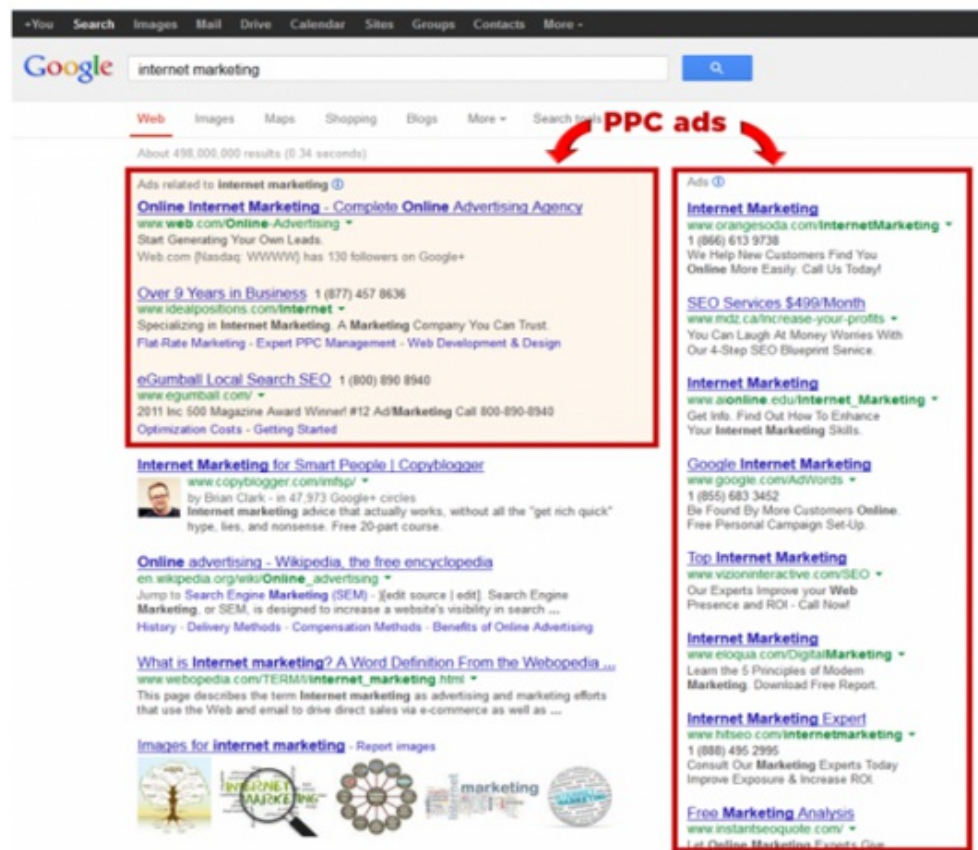
- If price is fixed i.e. monthly, ask for out-clause in case ads did not perform to expectation. Ask for between 3-7 days out-clause or trial period.
- Test with small budget first before launching out to full blast. If possible, take out a one week or one month trial.

FINALLY

Don't forget to ask site owners if they have email lists and whether they can also send your email ad to their list. Negotiate everything together in one package if possible.

Method No. 19:

Pay Per Click Advertising Strategies



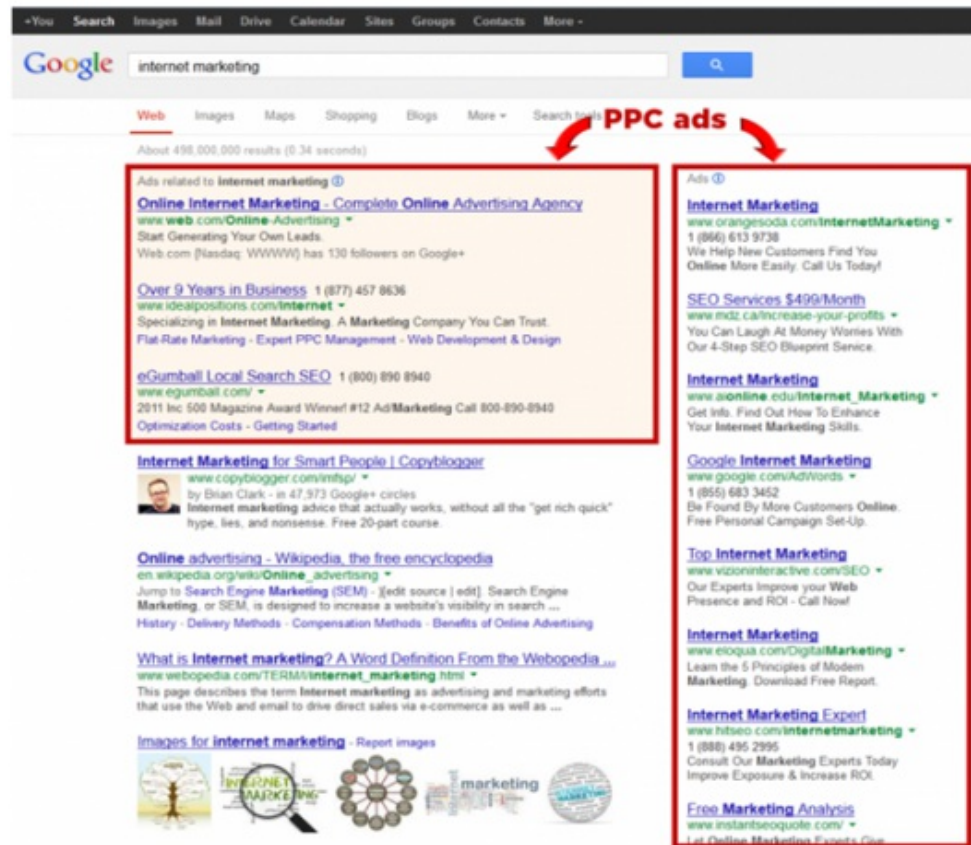
What's PPC Advertising

Pay-per-click advertising is the practice of purchasing sponsored links on search engine results pages.

Pay Per Click (also known as PPC) advertising, is currently the largest and most popular form of Internet advertising.

The goal of pay per click advertising is to get in front of searchers who are looking specifically for what you have to offer. As you might guess, this takes careful keyword research, strategic bidding, and compelling ad copy just to get the click.

Examples Of PPC Ads



The Benefits Of PPC Advertising

- **Speed:** ads can be launched very quickly. The same way, results are fast.
- **Reach:** PPC advertising is a great way to provide highly targeted traffic to your site. It is the fastest way to get listed for high searched keywords.
- **Return On Investment:** Results can be easily and extensively tracked for comparing cost per conversion and determining campaign ROI against other marketing tactics. The good thing is this data is reported to you accurately and very quickly.
- **Easy To Test and Scale:** You can easily scale performing ads and discard of ads not performing.

The Disadvantages Of PPC Advertising

The primary disadvantage of PPC advertising is that of cost and longevity. For example: Some keywords are highly competitive (and therefore expensive). And unlike SEO efforts which can generate free traffic for years, PPC traffic will last only as long as you continue to pay for it.

Tips For A Successful PPC Campaign

- **Have a well-defined keyword strategy.** This starts with a rigorous keyword analysis. Your keyword strategy is where you'll decide which keywords to bid for.
- **Start with one platform first.** While you may want your ads to get maximum exposure, most experts recommend launching with one provider initially. You'll save yourself the stress of spreading yourself and finances thin.

- **Test, test, test.** Once you've rolled out a batch of ads, monitor progress for about a month. By then you should have a good idea of which keywords are working and which aren't. You should also have a good idea of what creative/landing page combinations are earning the best conversion rates. This is your opportunity to test whether those questionable keywords are worthy of your efforts.
- **Scale up the campaign.** Armed with performance info, you can now roll out your campaign to other providers. The ad creative may not be directly applicable because of different character count limitations, but you'll have a good idea of what to do with more or less words.

How To Boost Your Conversion Rate From Your PPC Campaign

- **Build an ultra-specific page to send the search traffic to.** Sending to a squeeze page is highly recommended.
- **Your landing page MUST NOT sell your product or service.** You instead offer a quality free resource i.e. a mini-course, ebook or other type of tutorial that is directly related to what you are ultimately selling.
- **Deliver your free offer by email.** Then use the email to begin building relationship with your prospects and converting for more sales.

Some Recommended PPC Networks

- adknowledge.com
- facebook.com/advertising
- ads.pof.com
- adwords.google.com
- advertise.bingads.microsoft.com
- openx.com

How To Find Other Good PPC Advertising Networks

You can search online for ppc networks and you'll find a lot of them. However, you can use NTL to locate profitable PPC networks. See how it works here:

<http://nichetrafficlocator.com/blog/the-adnetwork-finder/>


For my step by step video course on how to successfully generate targeted traffic using PPC advertising including how to:

- Research high converting keywords and increase your keyword list.
- How to spy on your competitors so you can know where they are advertising and which ads are working for them
- How to do retargeting successfully and the reason why you should be using retargeting for your marketing
- You'll even also be able to download a free keywords management tool.

Feel free to check out [my highly profitable system](#) for making over \$2,000 per sale online. [Go here now.](#)

Method No. 20:

Pay Per View Advertising Method



What Is Pay Per View (PPV) Advertising?

Pay Per View advertising (PPV) also called CPV (Cost Per View) is a type of ad campaign that is usually used with pop-ups and popunders. Advertisers pay when their ad appears on a user's browser.

CPV advertising is one of the best and most cost effective marketing methods you can find online. With CPV Advertising, you can get visitors to your website for as low as \$0.01 cent per click

What's The Difference Between CPV and PPC?

With PPC, advertisers pay every time a consumer clicks on their ad, whether or not they actually view their page. With CPV, advertisers only pay when a user lands on a page and views the site.

How Does CPV Advertising Works?

- A user downloads a screensaver or some kind of toolbar to their computer and along with it an ad adware program is installed. Sometimes without the knowledge of the user.
- So, whenever the user browses the web, he gets popups or popunders with ads.
- As an advertiser, you can promote your ads and they'll be shown to those users browsing the web.
- The popups cannot be blocked as they are delivered through the program running in the background.
- Whenever one popup is delivered, you pay a penny or more depending on your bid price.

CPV Targeting Options

There are usually 4 types of targeting Options

- RON (Ron Of Network) Targeting - Basically your ads are displayed everywhere on the network. It is not recommended as you'll blow all your money in seconds probably.
- Categories Targeting - You can target one specific category like "women" or "weight loss" or "education". So your ads will be displayed on sites that the CPV networks considers to fit your chosen category.
- Keyword Targeting – Whenever people type in keywords into a search bar in any search engine, your ads will pop up. So you can bid on keywords, just like you bid on URL's. **(This is not also recommended)**
- URL Targeting – This is the best option to use because it produces the best results.

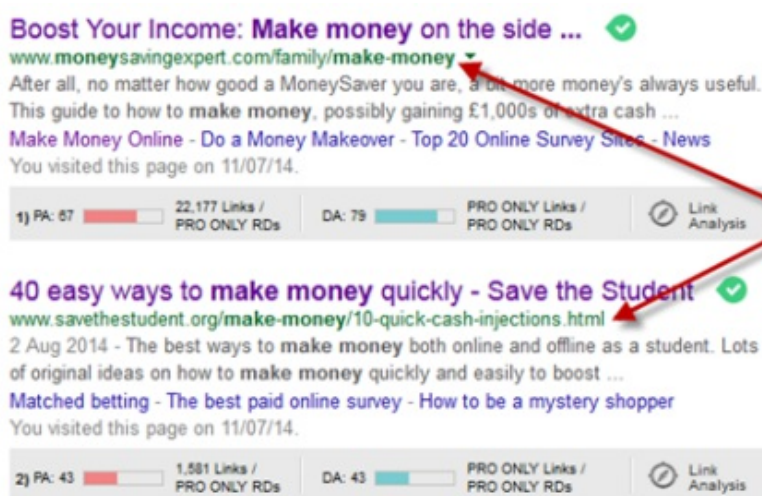
URL Targeting

- You'll have more successful campaigns with this option than other options. With URL targeting you simply pick a URL/website domain name and bid on it. This lets you control where your ads are shown.
- You can target not only broad URL's like domain.com, but specific URLs like domain.com/webpage.html. In this case, your ads will only be popped over when people visit that one page.
- You can also target category within a website like domain.com/category/. In this case, your ad will popup when people visit that URL or any pages inside that category, like domain.com/category/1.html, domain.com/category/2.html and so on...

URL Targeting allows you to laser target your campaigns and drive quality traffic as a result.

How To Generate Your Urls

==> 1. You can generate urls manually online by going to Google and searching for your keywords. This method is not recommended as it will take you ages to get decent urls to target in your campaign. You want to generate your urls fast and you want a lot of them. Minimum urls to target in your campaign should be 1000 urls.



You can search in your niche and copy urls direct from the search engines.
Not Recommended

==> 2. You can use free url scrapers. There are some free scrapers if you search online but these could be equally dangerous to use as many of them will give you urls that are irrelevant or urls that will cost and waste you money. You want to laser target

your urls.

==> 3. You can use software like Niche Traffic Locator to generate laser targeted urls for your campaigns. See how it works here: <http://nichetrafficlocator.com/blog/cpv-traffic-finder/>

PPV Traffic Finder

NTL
NICHE TRAFFIC LOCATOR

Home Find AdMedia **Find PPV Traffic** Find Blogs Adnetwork Directory Ezines Directory Tutorials Help

Insert Keyword -
make money

Note - Keywords should be separated by "Enter Key" and must not exceed 100 keywords at a time

Upload file -
Choose file No file chosen Upload Max.Result - 1000

Search Engine -
google Yahoo Bing All

Result : 15

Start Search Stop Search Stopped

Select Alexa Rank : From To Select

Note - Use only after search is completed.

URL	Alexa No.	Select All	Delete
http://www.inilteachyououtberich.com/make-extra-money	10036	<input type="checkbox"/>	<input type="checkbox"/>
http://christianof.com/category/how-to-make-some-money	48822	<input type="checkbox"/>	<input type="checkbox"/>
http://www.savethestudent.org/make-money/10-quick-cash-pics	68063	<input type="checkbox"/>	<input type="checkbox"/>
http://ptmoney.com/32-ways-make-extra-mon	154617	<input type="checkbox"/>	<input type="checkbox"/>
http://financialhighway.com/ways-to-make-more-money	255903	<input type="checkbox"/>	<input type="checkbox"/>
http://ringoffireradio.com/2014/08/gop-is-trying-to-make-mon-	263408	<input type="checkbox"/>	<input type="checkbox"/>
http://www.101waystomakemoney.com	641686	<input type="checkbox"/>	<input type="checkbox"/>
http://berichinfo.com/category/make-money	2998811	<input type="checkbox"/>	<input type="checkbox"/>
http://www.unusualwaystomakemoney.com	9935780	<input type="checkbox"/>	<input type="checkbox"/>

Export Selected Export All Deselect All Select All Delete Selected Reset All

Ultra Targeted Urls

Alexa rank tells you instantly where the traffic is

To watch my step by step video course on how to successfully generate targeted traffic using CPV advertising, go to: <http://nichetrafficlocator.com/blog/rcs-regular/>

Some Landing Page Tips

Source: directcpv.com

The success of your campaign will largely depends on your landing pages. Not all landing pages will convert for you. To create a good landing page, use the tips below. Note: these tips have been taken from directcpv.com.

- While you can point users directly to your homepage, it is best to setup a custom landing page that has a call-to-action button. Squeeze pages are best for CPV campaigns
- Your landing page should fit within the dimensions of 800 pixels wide by 600 pixels tall. If your landing page is larger than this, scroll bars may appear when your page is displayed in some cases.
- Think about your landing page more like a big billboard ad than a website. You should have a prominent headline the reader can absorb in 1-2 seconds, an image to grab the user's attention and engage them visually, and a call to action such as "CLICK HERE".
- The simpler, the better. Avoid cramming too much information onto your landing page. People who report the best results on are those that keep things simple and clean, and use a second page to explain the minor details.
- Test different landing pages to see which one works best. If your campaigns are

not generating enough leads or sales, the culprit is often the landing page. Testing a new landing page that follows the guidelines outlined here can often increase a poor conversion rate by several hundred percent.

Some CPV Advertising Platform

- cpvmarketplace.com
- leadimpact.com
- mediatrafic.com
- directcpv.com
- trafficvance.com

Hope you have enjoyed reading this report and if you find it helpful, check out our system below. This system can change your life. Guaranteed. [Check it out now.](#)

FREE VIDEO REVEALS: The 24Hrs Cash Machine!

Discover The Simple Traffic Method For
Generating MASSIVE Leads And Making Money
In 24Hrs Or Less! **Yours Free!**

[Click Here To Watch Video Now!](#)

Make Money When You Share This Ebook For Free

**Make Upto \$350 When You Give
Away This Ebook For Free!**

[Click Here To Learn More!](#)

Share this ebook with your friends

[Share on Facebook](#)

[Share on Twitter](#)

[Share on Google+](#)

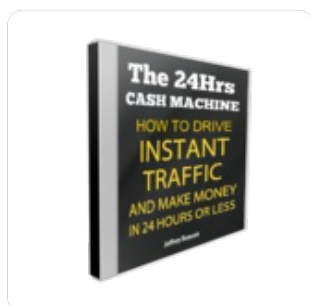
Click the buttons above to share this ebook with your friends!

Additional Resources



[Discover My Shortcut To \\$50k Per Month Income!](#)

Looking for ways to make extra income online either part time or full time? This step by step, easy to implement system will show you everything you need to do.



[The 24 Hours Cash Machine](#)

Discover The Simple Secret Strategy For Driving Instant Traffic And Making Sales In 24 Hours Or Less!



[High Converting Squeeze Pages Done For You](#)

Want To Take Your List Building To A New Level? Our Squeeze Pages Convert At 40% Minimum. Guaranteed!