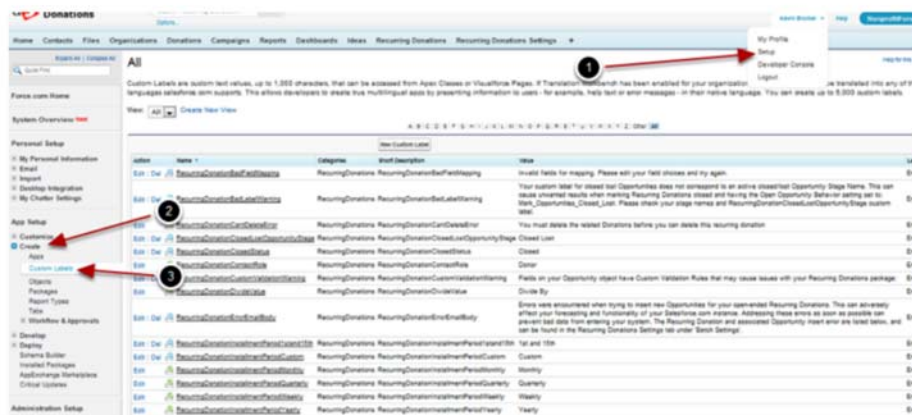




NPSP: Working with Custom Labels in Recurring Dona

This article describes the available custom label values for the Recurring Donations package, and how to edit Custom Labels included in a managed package.

Navigate to Custom Labels



Click on 'Setup' (1), then 'Create' (2), and 'Custom Labels' (3). All Custom Labels included with the Recurring Donations Package are prefaced with 'RecurringDonation' and are part of the 'RecurringDonations' category.

List of Custom Labels and Definitions

RecurringDonationBadFieldMapping - This label contains the warning text for when an invalid field mapping is chosen in the Recurring Donations Settings tab

RecurringDonationBadLabelWarning - This label is displayed when an invalid closed lost Opportunity stage is selected as the RecurringDonationClosedLostOpportunityStage

RecurringDonationCantDeleteError - The error message displayed when attempting to delete a Recurring Donation that still has associated Opportunities

RecurringDonationClosedLostOpportunityStage - The stage used when closing an open-ended Recurring Donation and the Open Opportunity Behavior setting is set to 'Mark_Opportunities_Closed_Lost'

RecurringDonationClosedStatus - The status that described a 'Closed' open-ended Recurring Donation and triggers the Open Opportunity Behavior setting

RecurringDonationContactRole - The Opportunity Contact Role type used when a Recurring Donation is connected to a Contact

RecurringDonationCustomValidationWarning - The warning displayed on the Recurring Donations Settings page when a custom validation rule that would interfere with creating Recurring Donation Opportunities is detected

RecurringDonationDivideValue - Value used in the Schedule Type picklist for non-open-ended Recurring Donations

RecurringDonationErrorEmailBody - Text for the body of the email sent when errors are detected in the Recurring Donation batch process

RecurringDonationInstallmentPeriod1stand15th - The value used in the Installment Period field that corresponds to a 1st and 15th recurrence pattern

RecurringDonationInstallmentPeriodCustom - No longer used

RecurringDonationInstallmentPeriodMonthly - The value used in the Installment Period field that corresponds to a monthly recurrence pattern

RecurringDonationInstallmentPeriodQuarterly - The value used in the Installment Period field that corresponds to a quarterly recurrence pattern

RecurringDonationInstallmentPeriodWeekly - The value used in the Installment Period field that corresponds to a weekly recurrence pattern

RecurringDonationInstallmentPeriodYearly - The value used in the Installment Period field that corresponds to a yearly recurrence pattern

RecurringDonationInvalidCustomInstallment - The error message displayed when invalid values for a Custom Installment are entered

RecurringDonationMissingDataError - Error displayed if a Recurring Donation is missing an Organization and Contact

RecurringDonationMultiplyValue - Value used in the Schedule Type picklist for non-open-ended Recurring Donations

RecurringDonationOpenStatus - Value used for the Open Ended Status field to indicate an active Recurring Donation

RecurringDonationPrefix - Name prefix used when generating Opportunity names for Recurring Donations

RecurringDonationRequiredFieldsWarning - The warning displayed on the Recurring Donations Settings page when a required field that would interfere with creating Recurring Donation Opportunities is detected

RecurringDonationSchedulingError - The warning displayed if an error occurs when trying to scheduling your nightly recurring batch

RecurringDonationSettingsDescription - The description text used on the Recurring Donations Settings tab

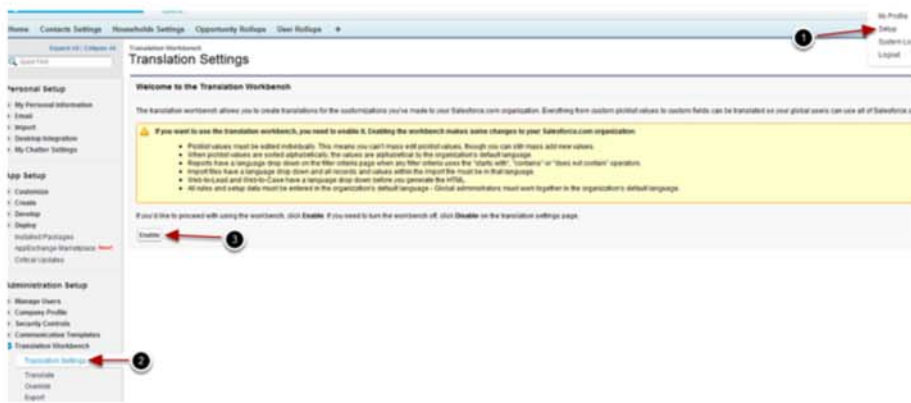
RecurringDonationStageName - The stage name for newly created Opportunities attached to Recurring Donations

RecurringDonationTooManyInstallmentsError - The error text displayed when the total Recurring Donations created will be more than the max Recurring Donations settings

Overriding Custom Labels

Using the translation workbench, you can override custom labels in a managed package.

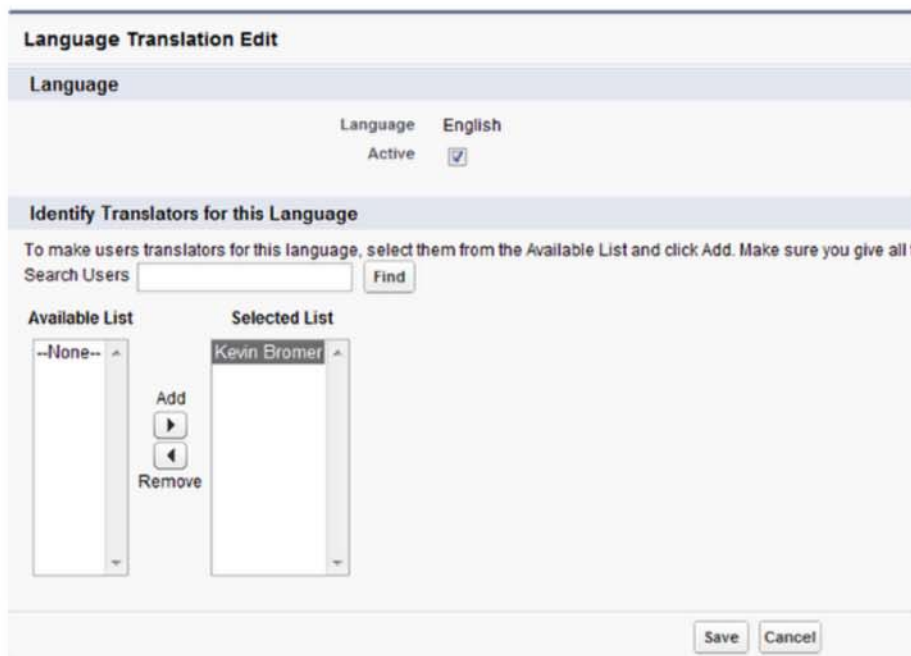
Turning on Translation Workbench



In order to edit Custom Labels that are part of a managed package, you'll need to turn on the Translation Workbench. You can do this by going to:

1. Setup
2. Translation Settings
3. Clicking 'Enable'

Enable English (or your preferred language) Translations



Once the Workbench is enabled, you'll need to add English as an available language if not already visible. You can do this by click on 'Add', then selecting English. You'll also need to add the name of the user who will be responsible for the translations. Click 'Save' when complete

Editing a Custom Label

Custom Label Detail

| | | | |
|-------------------|---------------------------------|---------------------|---------------------------------|
| Short Description | DefaultHouseholdName | Name | DefaultHouseholdName |
| Language | English | Protected Component | ✓ |
| Namespace Prefix | sp052 | | |
| Installed Package | Household | | |
| Categories | Households, Household Naming | | |
| Value | Household | | |
| Created By | Kath.Baxter, 5/15/2011 10:03 AM | Modified By | Kath.Baxter, 5/15/2011 10:03 AM |

Local Translations / Overrides [New Local Translations / Overrides](#)

These translations were created by administrators in your company. Local translations override packaged ones.

No records to display

Packaged Translations

Navigate to the Custom Label you want to edit (see the 'Navigating To Custom Labels' step for help in finding the label's menu) and click 'New Local Translations/Overrides'

Enter Your New Name

Translation Edit [Save](#) [Cancel](#)

Master Label Information

| | | | |
|-------------------|----------------------|-----------------------|---------|
| Master Label | DefaultHouseholdName | Master Label Language | English |
| Master Label Text | Household | | |

Translation Information

| | |
|------------------|---------|
| Language | English |
| Translation Text | Family |

[Save](#) [Cancel](#)

1. Select your primary language
2. Provide the text
3. Click Save.



(/_ui/core/userprofile/UserProfilePage?u=00580000003egB0AAI) Contributions by Kevin Bialstra, Alice A. Ouseph, and
/_ui/core/userprofile/UserProfilePage?u=00580000003egB0AAI)
salesforce.com



(http://creativecommons.org/licenses/by-nc-sa/3.0/deed.en_US)

This work is licensed under a Creative Commons
License (https://creativecommons.org/licenses/by-nc-sa/3.0/deed.en_US).

