



Home Chatter User Groups Knowledge Knowledge Article Entry

Show Feed

Follow

Rate This Article

(Average Rating: No Rating)

Edit

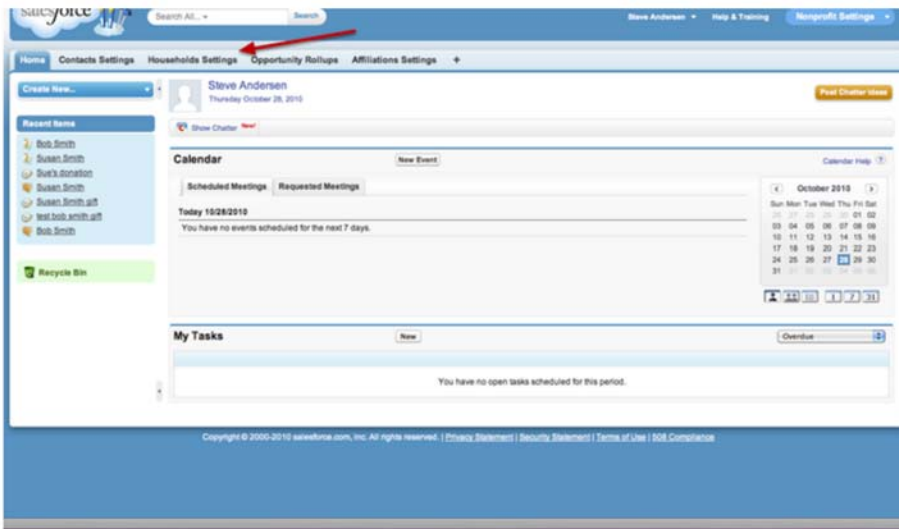
Version 1

Show Properties

NPSP: Controlling Who Gets a Household

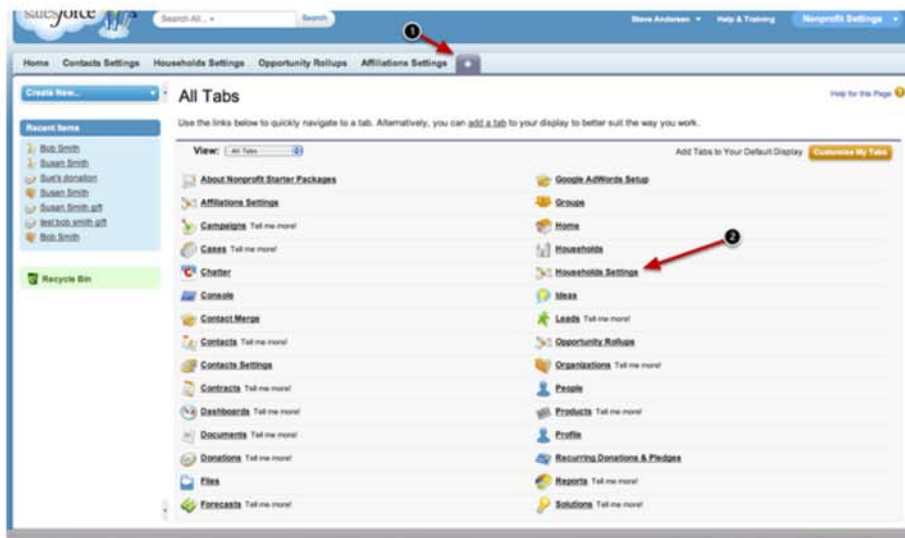
In the NPSP, you can control what kinds of Contacts receive their own Household on creation. This article will show you how.

Go to the Households Settings Tab



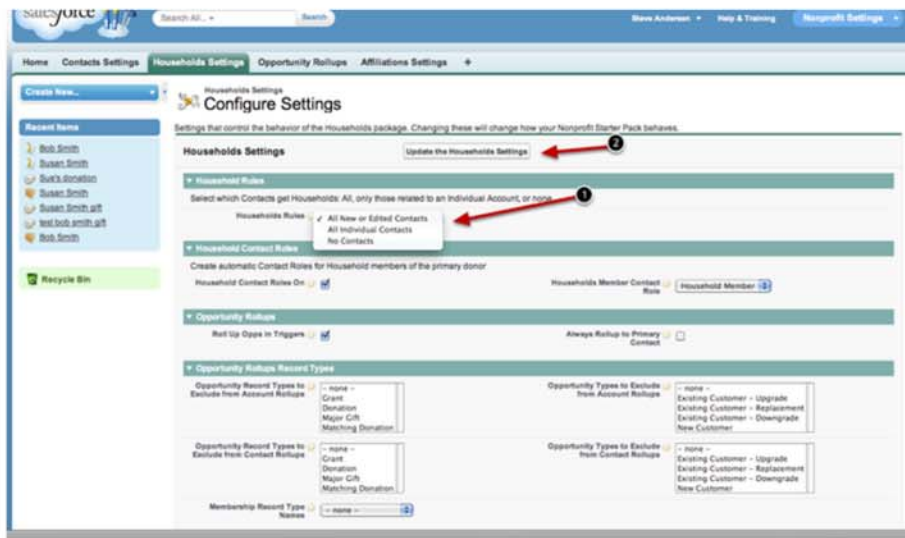
The Houeshold Settings tab is where you can control the configuration of the Households package.

If you don't see the Tab, click the '+' Tab



Select the Households Settings tab from the tab menu

Select The Household Rules Settings you Prefer, and Update Your Settings



All New or Edited Contacts will create a Household for all Contacts.

All Individual Contacts will only create Households for One-to-one Contacts or those in the Individual Account.

No Contacts will turn off Householding for all Contacts.

You can also select which Contacts receive Household based on their Contact Record Type. Selecting a record type will exclude Contact's with that type from having a Household created for them.



([http://creativecommons.org/licenses](http://creativecommons.org/licenses/by-nc-sa/3.0/deed.en_US)

[/by-nc-sa/3.0/deed.en_US](http://creativecommons.org/licenses/by-nc-sa/3.0/deed.en_US))

This work is licensed under a Creative Commons

(/_ui/core/userprofile/UserProfilePage?u=005800000003egB0AAI) Attribution-NonCommercial-ShareAlike 3.0 license
/_ui/core/userprofile/UserProfilePage?u=005800000003egB0AAI) License ([https://creativecommons.org/licenses/by-nc-](https://creativecommons.org/licenses/by-nc-sa/3.0/deed.en_US)

salesforce.com

[sa/3.0/deed.en_US](https://creativecommons.org/licenses/by-nc-sa/3.0/deed.en_US)).

Power of Us Hub brought to you by



Copyright © 2013 [Salesforce.com Foundation](#) | [Community Guidelines](#) | [Terms of Service](#) | [Logout](#)