



Nearpod Certified Educator

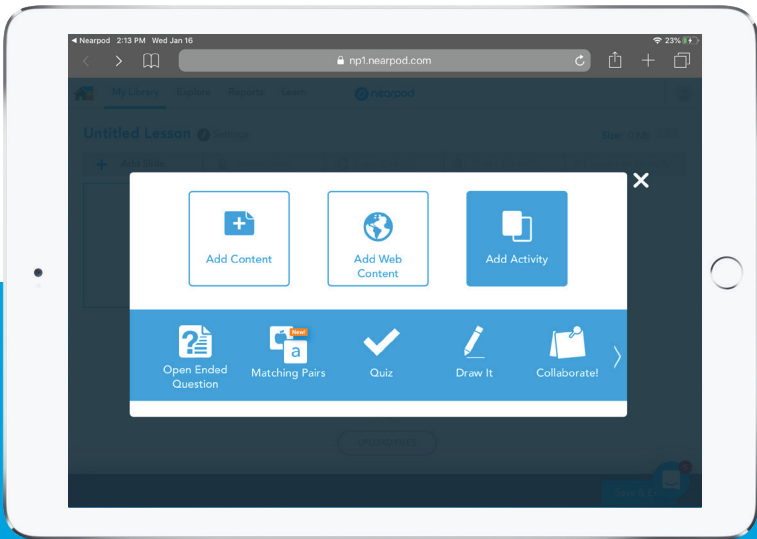
Lesson Guide

LESSON SUBMISSION OBJECTIVE:

This requirement is designed to help teachers practice the most important part of becoming strong Nearpod educators: using Nearpod with learners! There are two kinds of lessons that can be submitted for the **Nearpod Certified Educator** (NCE) application:


- 1. An original lesson created in Nearpod by the applicant
- 2. An edited lesson from the Nearpod Lesson Library

All submissions (original or edited from the Lesson Library) must have the minimum requirements indicated below to fulfill this part of the NCE application.




LESSON CONTENT:


- The lesson should contain at least 5 interactive activities. Activities may include:




Poll




Quiz




Open Ended Question



Collaboration!



Draw it



Matching Pairs

Many more!

- The lesson should teach a standard or topic that is relevant for the learners.
- If a lesson from the Nearpod Lesson Library is used, it must be edited to include at least 5 original (edited) elements. These can include the following:
 - Original slides (created in Nearpod or added from compatible files- PPT, PDF, JPG, or Google Slides)
 - Additional activities not part of the original downloaded lesson
 - Additional or Edited Content slides (Field Trips, 3D objects, Videos, etc...)
 - If you choose this option, the last slide should include a list of the edits made.

Examples of Top Lesson Submissions:

- [Lesson 1 \(Original Lesson\)](#): SAMR Model Lesson Created for Faculty PD
- [Lesson 2 \(Edited Lesson\)](#): Explore The Louvre with Nearpod VR