

HOW TO PRINT FROM THE INTERNET:

1. Go to one of the URLs on the front of the brochure or at the bottom of this page for the library you want to pick up your print out.

2. Select either Color or Black & White.

3. Type in your Email address here.

4. Upload your file here, or paste the URL.

5. Click the printer icon.

6. Your print out will be sent and your screen should look like this if it was successful.

7. Go to the library by the end of the day to pick up your print out.

NB Mobile Printing Service

Welcome to our Patron Printing service. Print virtually any document or web page from your Internet connected PC to one of our Library printers.

There is no additional software required. Simply follow these steps:

- Printer:**
 - Color
 - Black and White
- User Info:**

Email address:

Your user information is used to uniquely identify your print jobs. Use this information to obtain your document in the Library printing facility.
- Select Document:**

File or URL:

Browse your computer files to select the document you wish to print. You may also enter the URL of a web page you want printed.

Your 8 digit release code may be required to retrieve your print job.

[How do I print from a mobile device?](#)
[How do I print a boarding pass?](#)
[Download the PrintWhere Driver](#)
[What types of files can I print?](#)

NB Mobile Printing Service

To pick up your document, go to the printing facility with your user information. You can refresh the status of your document by clicking the (i) button.

Document Status

Your request has been processed.

Main Library: <https://www.printeron.net/nbfpl/mainlibrary>
 Casa Library: <https://www.printeron.net/nbfpl/casadasaudade>
 Lawler Library: <https://www.printeron.net/nbfpl/lawler>
 Howland-Green Library: <https://www.printeron.net/nbfpl/howlandgreen>
 Wilks Library: <https://www.printeron.net/nbfpl/wilks>



**WIRELESS PRINTING AVAILABLE
AT THE NEW BEDFORD FREE
PUBLIC LIBRARY**

**BLACK & WHITE:
\$0.15 ea.**

**COLOR:
\$0.50 ea.**

New Bedford Free Public Library

<https://www.printeron.net/nbfpl/mainlibrary>

508-991-6275

Casa da Saudade Library

<https://www.printeron.net/nbfpl/casadasaudade>

508-991-6218

Francis J. Lawler Library

<https://www.printeron.net/nbfpl/lawler>

508-991-6216

Howland-Green Library

<https://www.printeron.net/nbfpl/howlandgreen>

508-991-6212

Wilks Library

<https://www.printeron.net/nbfpl/wilks>

508-991-6214

Powered By:



HOW TO PRINT FROM YOUR IPHONE:

1. Go to the App Store and search for the "PrinterOn" App and download.

2. Click here to add a printer.

3. Click "Locations" to see available wireless printers.

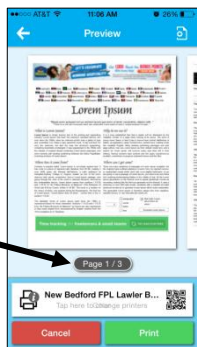
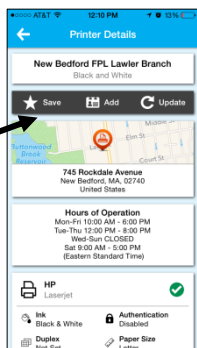

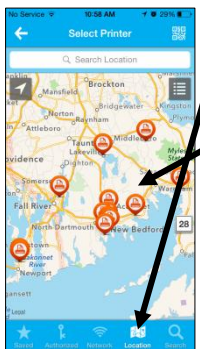

4. Touch the orange circle to bring up the name of the library. All New Bedford FPL branches show up. Choose your preferred location. If you click the orange button again it will toggle between "COLOR" and "BLACK & WHITE".

5. Click "Save" to have your device remember the printer. You can save as many printers as you like. Tap the back arrow to return to the home screen.

6. Upload your file by selecting "Document", "Photo", or "Web" to print. Locate what you want to print tap the printer icon.

7. You will see your print preview. You can change the page count by tapping the page settings icon at the bottom. Click print to send it on its way!

The PrinterOn App also connects to other apps like Google Drive to print as well!



HOW TO PRINT FROM YOUR ANDROID:

1. Go to the App Store and search for the "PrinterOn" App and download.

2. Click here to add a printer.

3. Click "Locations" to see available wireless printers.

4. Click the "Menu" button to bring up a list of printers. All New Bedford FPL branches show up. Choose your preferred location and whether you want the print out in "COLOR" or "BLACK & WHITE".

5. Click the star to save to your device to remember the printer. You can save as many printers as you like. Tap the back arrow to return to the home screen.

6. Upload your file by selecting "Document", "Photo", or "Web" to print. Locate what you want to print and tap the printer

7. You will see your print preview. You can change the page count by tapping the page settings icon at the bottom. Click print to send it on its way!

The PrinterOn App also connects to other apps like Google Drive to print as well!

