


## TUNGSTEN SMART-HEAT™ GAS

---

Our Tungsten Smart-Heat™ Gas heater has a durable, soft flowing curved fascia and engineered body, which produces formidable heat to create a truly comfortable outdoor space. Its easy pivot arm allows for greater positioning and directional heat control. This heater also has a range of accessories available to provide versatility in mounting & controller options.



500 SERIES



300 SERIES

# SPECIFICATIONS

Reference the specification guide below to help you select the correct solution for your needs.

MODEL NUMBER	300 SERIES	500 SERIES
FUEL TYPE	LPG   NG	LPG   NG
COLOUR	BLACK	BLACK
HEAT AREA	160FT <sup>2</sup>	215FT <sup>2</sup>
ELECTRICAL CONNECTION	110V/2A	110V/2A
MINIMUM FLOOR CLEARANCE	96"	96"
OUTPUT	26,000 BTU	43,000 BTU

MOUNTING OPTIONS		
CEILING MOUNT	✓	✓
WALL MOUNT	✓	✓
RECESSED   FLUSH MOUNT	-	-
CEILING POLE MOUNT	✓	✓
FREESTANDING	-	-

CONTROL OPTIONS		
ON   OFF	✓	✓
DIMMER	-	-
MASTER REMOTE	-	-

Measurements displayed within this catalogue are minimum requirements for installation.  
Bromic takes no responsibility for incorrect or non-compliant installations.  
All measurement in this catalogue are displayed in mm.

# DIMENSIONS

With a wide range of sizes available, find the ideal heater to suit your outdoor space.

FRONT PROFILE

+ HEAT DEFLECTOR

500 SERIES

300 SERIES

500 SERIES

300 SERIES

SIDE PROFILE

+ HEAT DEFLECTOR

500 SERIES

300 SERIES

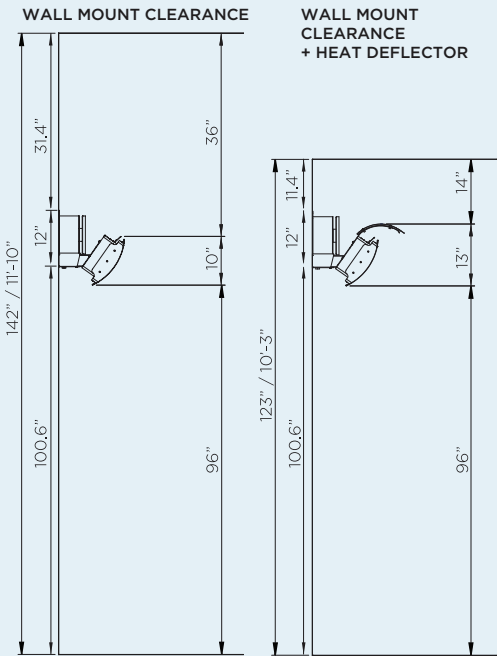
500 SERIES

300 SERIES

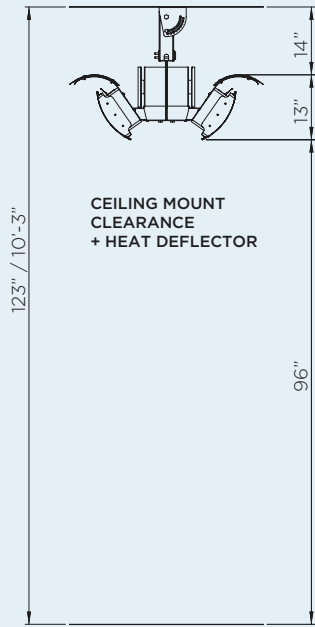
# MOUNT OPTIONS

With a wide array of mounting options, Bromic offers solutions to compliment any décor and provide functionality for ambiance and comfort.

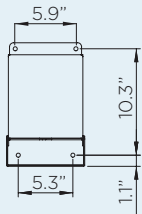
## WALL MOUNT



## CEILING MOUNT



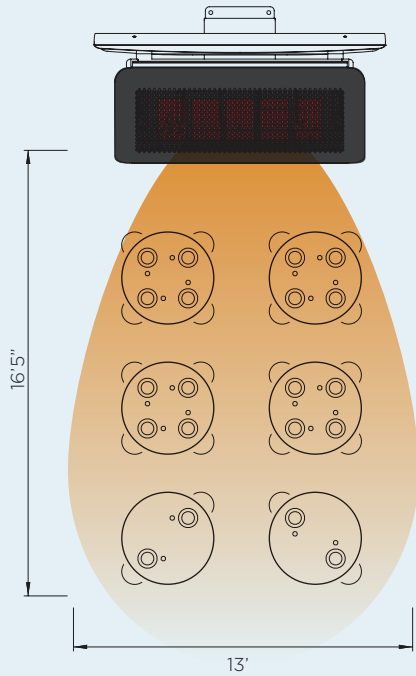
## WALL BRACKET



# HEATING REACH

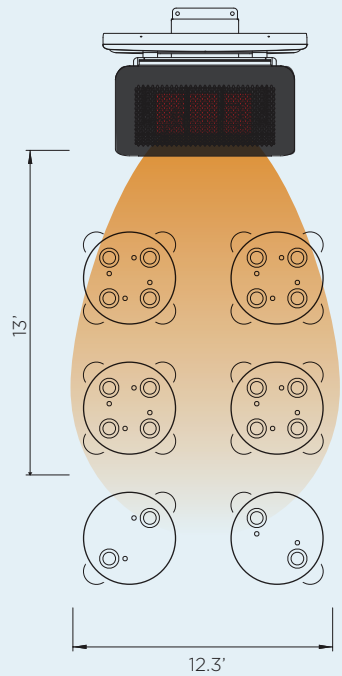
Creating ideal comfort levels, Bromic heaters offer a variety of heat distribution options to suit your outdoor heating needs.

## 500 SERIES



HEATING APPROXIMATELY 215FT<sup>2</sup>  
43,000 BTU HEATING POWER

## 300 SERIES



HEATING APPROXIMATELY 160FT<sup>2</sup>  
26,000 BTU HEATING POWER

## CONTROL OPTIONS



ON | OFF CONTROL



MASTER REMOTE

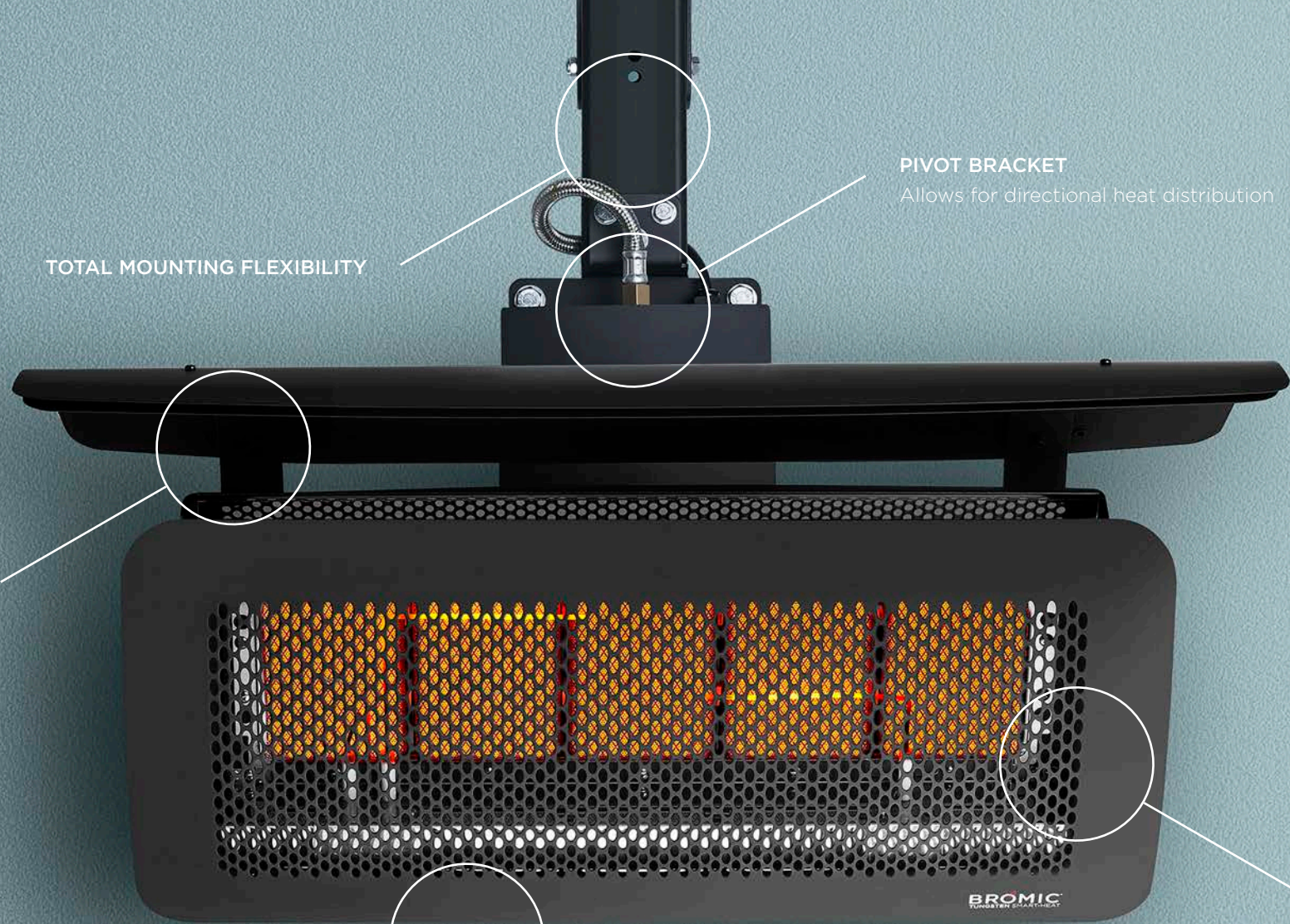




OUR DEDICATION TO INNOVATION IN QUALITY  
AND DESIGN, ALLOWS US TO SOLVE A WIDE  
ARRAY OF REAL-WORLD CHALLENGES SUCH  
AS CLIMATE, EFFICIENCY AND ENVIRONMENT.

---





**PIVOT BRACKET**

Allows for directional heat distribution

**TOTAL MOUNTING FLEXIBILITY**

**PATENTED  
PERFORMANCE**

Superior wind  
resistance

**HIGH PERFORMANCE  
CONSTRUCTION**

Matte black stainless-steel body

**UNIQUE DESIGN**

Honeycomb fascia  
enables precise heat  
distribution

**BROMIC.COM/HEAT**

ASIA PACIFIC | NORTH AMERICA | EUROPE

Bromic pursues a policy of continuing improvement in design and performance of its products. The right is therefore reserved to vary specifications without notice.