



Page 10

Official Publication of the National Collegiate Athletic Association

4 Guest editorial
Recent graduate says NCAA needs to rethink position on athlete work

5 New legislation
Rule designed to equalize age and experience in Division I tennis

10 Championship results
New champions crowned in NCAA winter sports

The NCAA News

Steinbrenner says he expects USOC to fund initiatives

BY STEPHEN R. HAGWELL
STAFF WRITER

INDIANAPOLIS — If the United States Olympic Committee executive committee does not provide funding for the USOC/NCAA Task Force initiatives at its next meeting, those interested in the process should not be concerned.

At least that is the view of George Steinbrenner, USOC vice-president and co-chair of the USOC/NCAA Task Force.

Steinbrenner, the keynote speaker at the Divisions I and II Men's and Women's Indoor Track Championships coaches banquet March 7 in Indianapolis, said that while the USOC remains enthusiastic about the initiatives, it is not likely to decide on funding at its April 12 meeting in San Diego.

"I doubt a decision will be made that fast," Steinbrenner said. "I'm optimistic that we can get it in the next budget and that something will be done."

"I just don't think it will happen that

fast."


The USOC executive committee, which will discuss, among other things, its budget for the upcoming quadrennium April 12, currently is considering a funding request for initiatives developed by the USOC/NCAA Task Force. The USOC budget process for the upcoming quadrennium must be finalized by October.

The task force, a cooperative effort to strengthen the relationship between the USOC and the Association, has proposed a two-part plan to bolster emerging sports and Olympic sports threatened with elimination at universities and colleges.

The committee is considering a task-force request for \$12 million per year over a five-year timetable. Of the \$12 million, \$7 million would be allocated to the task force's conference-grant model and the remaining \$5 million would be distributed under the plan's promotion model.

The conference-grant component

See **Funding**, page 28 ►



Paul Sanjaya/NCAA Photos

Up and over — Amy Acuff of the University of California, Los Angeles, finished third in the high-jump competition at the NCAA Division I Women's Indoor Track Championships March 8-9 in Indianapolis. Louisiana State University won the team title for the fourth straight year. See **championships story**, page 8.

Home-schooled athletes seeking states' OK to compete

BY RONALD D. MOTT
STAFF WRITER

In increasing numbers, high-school students are seeking the right to participate in interscholastic sports without ever attending the school for which they would be competing.

For them, course instruction takes place at home, often with a parent serving as teacher, principal, guidance counselor and testing administrator.

In the recent past, home-schooled students were denied participation because almost all school districts and state high-school activities associations prohibited nonstudents from taking part in school activities. Home-schooled students and parents who pur-

sued judicial intervention found that the courts supported the school districts and state associations.

Now, however, parents of home-schooled students and advocates of home instruction have sought legislative relief with respect to participation in extracurricular activities. At least eight states currently have legislation pending that would allow home-schooled students to participate in extracurricular activities, including athletics. Some of the legislation also would allow students who attend private or denominational schools to participate in extracurricular activities within their local school district.

The trend is the cause of much concern for the National Federation of State High School Associations (NFSHSA), which does not favor allowing home-schooled students to participate in

public-school extracurricular activities, particularly athletics.

However, the issue also relates to the NCAA since the Association must provide an initial-eligibility waiver for any prospective Division I or II student-athlete who has been home-schooled. Because more substantiation of the academic background of such prospects is necessary, cases are evaluated individually through the initial-eligibility waiver process rather than by the NCAA Initial-Eligibility Clearinghouse.

NFSHSA assistant director Helen Upton said many federation members believe the NCAA bestows preferential treatment upon home-schooled student-athletes. A particular concern, she said,

See **Home schooling**, page 28 ►



The YES clinic at this year's Final Four will be the largest ever.

YES takes a bite out of Big Apple opportunity

BY GARY T. BROWN
STAFF WRITER

When the NCAA booked the Meadowlands for the 1996 Final Four, the NCAA youth programs staff that administers the championship's Youth Education through Sports (YES) clinic was confronted with a challenge: How in the world do you accommodate the nation's most populous city with just one clinic?

The only answer was to make a bigger YES pie. After all, there certainly was enough Big Apple to go around.

So this year it's YES times six in the New York

City/New Jersey metropolitan area. Clinics at the College of Staten Island; Fairleigh Dickinson University; Teaneck; Fordham University; Hunter College; St. John's University (New York); and St. Peter's College afford an even greater opportunity for youth to experience one of the NCAA's most popular attractions.

The idea to expand came from the NCAA Division I Men's Basketball Committee, which saw this as a unique opportunity to broaden one of the NCAA's best community-service programs. The project then became an example of teamwork as the committee joined with the National Association of Basketball Coaches (NABC), National Youth Sports

Program (NYSP) and NCAA corporate partners to bring the additional clinics to fruition.

Familiar territory

New York was not uncharted territory for NCAA community service. Because of the established NYSP presence in several New York area universities, administrators well-versed in addressing the demographics of such a large area were able to help the committee and the youth programs staff assess how many clinics were needed and in what areas they ought to be held. Once that was determined,

See **YES**, page 15 ►

Schedule of key dates for March and April

| MARCH | | | | | | |
|-------|----|----|----|----|----|----|
| | | | | | 1 | 2 |
| 3 | 4 | 5 | 6 | 7 | 8 | 9 |
| 10 | 11 | 12 | 13 | 14 | 15 | 16 |
| 17 | 18 | 19 | 20 | 21 | 22 | 23 |
| 24 | 25 | 26 | 27 | 28 | 29 | 30 |
| 31 | | | | | | |

MARCH RECRUITING

Men's Division I basketball

1-15: Quiet period, except for 20 days between November 16, 1995, and March 15, 1996, selected at the discretion of the institution and designated in writing in the office of the director of athletics: Evaluation period.**
 16-22Contact period.
 23-27Quiet period.
 28-31Dead period.

Women's Division I basketball*

1-26: Quiet period, except eight days selected at the discretion of the institution and designated in writing in the office of the director of athletics: Contact period.
 27-31Dead period.

Men's Division II basketball

1-27Contact period.
 28-31Dead period.

Women's Division II basketball*

1-31Contact period.

Division I football

1-31Quiet period.

Division II football

1-11Contact period.

12-31: Quiet period, except during any high-school all-star game that occurs within the state in which the member institution is located: Evaluation period.

| APRIL | | | | | | |
|-------|----|----|----|----|----|----|
| | 1 | 2 | 3 | 4 | 5 | 6 |
| 7 | 8 | 9 | 10 | 11 | 12 | 13 |
| 14 | 15 | 16 | 17 | 18 | 19 | 20 |
| 21 | 22 | 23 | 24 | 25 | 26 | 27 |
| 28 | 29 | 30 | | | | |

APRIL RECRUITING

Men's Division I basketball

1-2 (noon)Dead period.
 2 (noon)-3 (7 a.m.)Quiet period.
 3 (7 a.m.)-8 (7 a.m.)Contact period.
 8 (7 a.m.)-12 (7 a.m.)Dead period.
 12 (7 a.m.)-17Contact period.
 18-30Quiet period.

Women's Division I basketball*

1 (until noon)Dead period.
 1 (noon)-8 (7 a.m.)Contact period.
 8 (7 a.m.)-12 (7 a.m.)Dead period.
 12 (7 a.m.)-30Quiet period.

Men's Division II basketball

1-2 (noon)Dead period.
 2 (noon)-8 (7 a.m.)Contact period.
 8 (7 a.m.)-10 (7 a.m.)Dead period.
 10 (7 a.m.)-30Contact period.

Women's Division II basketball*

1-8 (7 a.m.)Contact period.
 8 (7 a.m.)-10 (7 a.m.)Dead period.
 10 (7 a.m.)-30Contact period.

Division I football

1-30Quiet period.

Division II football

1-30: Quiet period, except during any high-school all-star game that occurs within the state in which the member institution is located: Evaluation period.

*See pages 122-123 of the 1995-96 NCAA Manual for exceptions. Also, see pages 126-127 for dead periods in other Divisions I and II sports.
 **An authorized off-campus recruiter may visit a particular educational institution only once during this evaluation.

NCAA News Index

| | |
|-----------------------------|--------|
| Briefly | Page 3 |
| Comment | 4 |
| Basketball notes/statistics | 16 |
| NCAA Record | 23 |
| The Market | 25 |
| Legislative assistance | 28 |

NCAA News DIGEST

A weekly summary of major activities within the Association

Graduation rates

NCAA committee meets with Department of Education

Members of the NCAA Special Committee on Graduation-Rates Disclosure Requirements have discussed with representatives of the U.S. Department of Education options available to the NCAA for complying with two federal graduation-rates reporting requirements.

The committee agreed that the NCAA should continue to collect and publish graduation-rates data and fulfill on behalf of its members the distribution criteria outlined in the Student Right-to-Know Act. It also agreed to follow up with the Education Department to seek a waiver that would enable the graduation-rates data for student-athletes to satisfy both the requirements of the Graduation-Rate Survey (see the February 12 issue of The NCAA News) and the Student Right-to-Know Act.

In a related discussion, the committee also agreed to examine ways to reduce the NCAA's costs in complying with the distribution provisions of the Student Right-to-Know Act, including exploration of a World Wide Web site.

Staff contacts: Doris A. Dixon, Todd A. Petr and N. Bea Pray.

USOC

Steinbrenner applauds cooperation of NCAA

United States Olympic Committee Vice-President George Steinbrenner says the NCAA so far has met its obligations for supporting endangered and emerging Olympic sports and that it is now up to the USOC to take action.

Steinbrenner said he does not expect funding for the USOC/NCAA Task Force initiatives to be approved at the next meeting of the USOC executive committee, although he is optimistic "that we can get it in the next budget and that something will be done."

The USOC executive committee is considering a task-force request for \$12 million per year over a five-year timetable. Of the \$12 million, \$7 million would be allocated to the task force's conference-grant model and the remaining \$5 million would be distributed under a promotion model.

For more information, see page 1.

Staff contact: David A. Knopp.

Certification

Ten more institutions achieve certified status

The NCAA Committee on Athletics Certification announced March 6 decisions concerning the certification of 11 NCAA Division I member institutions.

Ten institutions were certified and one was certified with conditions.

For more information, see the March 11 issue of The NCAA News.

Staff contact: David A. Knopp.

Regionally seminars

Rules-compliance seminars set for three sites in May

Selected individuals in the membership have received registration materials and a tentative agenda for the 1996 NCAA regional rules-compliance seminars.

The information was mailed February 8 to Divisions I and II athletics directors, faculty athletics representatives, senior woman adminis-

trators and compliance coordinators.

The seminars will be conducted May 8-10 in St. Louis (Hyatt Regency Union Station), May 22-24 in Boston (Park Plaza Hotel) and May 29-31 in Newport Beach, California (Marriott).

Staff contact: Chris Gates.

Division II

Nominations being sought for presidential transition team

The Division II subcommittee of the NCAA Presidents Commission is seeking nominations for two vacancies on the Division II Presidents Council transition team.

Both vacancies must be filled by a chief operating officer of a Division II institution in Region 2.

Nominations are to be submitted to Nancy L. Mitchell, chief of staff for Division II. Nominations must be received by March 22.

For more information, see the March 11 issue of The NCAA News.

Staff contact: Nancy L. Mitchell.

To reach The NCAA News through electronic mail, readers may use the following addresses: **news_editorial@ncaa.org** (for submission of articles, letters to the editor, information for the NCAA Record or questions or comments about articles that have appeared in the News). **news_advertising@ncaa.org** (for submission of advertising copy or for inquiries about advertising rates or deadlines). *Individuals who need to convey formatting information (italics, bold face, type face, etc.) are asked to use the mail or a fax machine.*

■ Briefly in the News

Coach bounces all the way back

Lewis Bivens is back on his feet again, two years after he was paralyzed as the result of a series of misfortunes.

Bivens, the Middle Tennessee State University women's basketball coach, entered the Middle Tennessee Medical Center in June 1991 for treatment of a blood clot in his calf. He said a blood thinner injected into his system caused blood vessels to rupture and blood to leak into his spinal column. The pressure build-up resulted in paralysis. Then, during a treatment for the paralysis, Bivens' legs were severely burned in another medical mishap.

"It was awful," Bivens told Larry Wood of the Nashville Tennessean. "It's impossible to describe the stress. My darkest hours came after I'd been doing rehab for about six months and couldn't see where I was making one bit of progress. They'd sit me up in the bed, and I'd fall over sideways because I had no balance."

Coaching means the world to Bivens, and so he decided to resume his duties from a wheelchair after he left the hospital. He got through the season but decided that if he wasn't able to walk again, he would resign.

"To stay on wouldn't be fair to the school and the program because I couldn't do all the traveling and recruiting that's required," he said.


But the doctors told Bivens there was a chance he could walk again if he worked at it. Soon thereafter, he took his first step and there has been no stopping him since.

Some of the players remember Bivens when he coached from a wheelchair.

"Shortly after I signed, he began to start walking a little, using a walker," senior guard Heather Prater said. "He could barely get around, but I never heard him complain. He is very strong-willed, and I think his courage and determination rubbed off on his team."

Although Bivens received a large settlement from the medical center, he has every intention of staying women's basketball coach at Middle Tennessee State.

"I'm suddenly in a position to do anything I want to do," Bivens said, "and what I want to



Singing sisters — Casey Hollister (left), a senior forward for the Bucknell University women's basketball team, and Keri Hollister, Casey's sister and a sophomore forward for the Lafayette College women's basketball team, sang the national anthem before Bucknell and Lafayette competed against each other February 21. The sisters, who have sung together their entire lives, sang the national anthem before three games this season.

do most is coach. Why give up what I like?"

<http://www.umich.edu/~mgoblue/>.

Swimming superhighway

After experimenting with the Big Ten Conference Men's Swimming and Diving Championships, the University of Michigan sports information office has decided to keep updated swimming and diving championships results and information on the World Wide Web.

Michigan will be placing the 1996 Division I Women's Swimming and Diving Championships results, among other information, on the World Wide Web. The event will be March 21-23 at the Canham Natatorium in Ann Arbor, Michigan. The address for the NCAA Women's Swimming Championships web page is:

Tubby to be licensed

Success has its rewards.

The Collegiate Licensing Company announced that it will serve as the licensing representative for Orlando "Tubby" Smith, the University of Georgia's head men's basketball coach.

The licensing program for Smith encompasses the use of his name, signature, likeness and visual representation individually, along with cross-licensing programs that incorporate those marks in conjunction with the trademarks of Georgia.

— Compiled by Lisa Stalcup

■ Facilities

Michigan State University announced plans to raise \$6 million toward an academic support center for student-athletes. Groundbreaking is to begin this fall with construction to be completed in late 1997. The 31,000-square-foot facility would be built next to the Duffy Daugherty Football Building and will include a 200-seat auditorium for team meetings and seminars, two computer labs, two study areas, 10 tutorial rooms and six classrooms. A Michigan State athletics hall of fame and museum also are being planned.

The University of Connecticut will name its new outdoor athletics complex in honor of the George J. Sherman family. Lottie K. Sherman, wife of the late businessman, presented the university with a gift of more than \$650,000. The \$3.7 million complex will include an eight-lane, 400-meter all-weather track as well as an artificial-surface playing field. It will have seating for approximately 2,000, full-field lighting, a press box and a scoreboard with electronic message capabilities. The complex will open this fall, and will be used by Connecticut's field hockey and men's and women's track and field teams, as well as recreational and intramurals programs.

■ Sports sponsorship

Siena College has reversed a January decision to discontinue its Division I-AA football program. The college's board of trustees said it will increase funding for the program.

Lycoming College plans to sponsor men's and women's lacrosse, beginning in the 1996-97 academic year.

Ursinus College will elevate its women's soccer program from club to varsity status, effective this fall.

Lewis-Clark State College, a provisional member in Division II, will add men's and women's cross country and golf for 1996-97.

Faculty representatives establish Internet 'mailing list'

The Faculty Athletics Representatives Association (FARA) has established a "mailing list" on the Internet to aid faculty representatives in discussing common problems with compliance and eligibility.

Vicki Hightower, faculty athletics representative at Elon College, administers the list, which is a central location where each member can send information or make inquiries. Information then can be forwarded to all members of the list. The program uses Majordomo software.

Hightower said that a mailing list differs from a newsgroup. Whatever is sent in to the mailing list is forwarded to subscribers' e-mail addresses. A faculty athletics representative must subscribe to get the information, but he or she is free to discontinue the subscription at any time.

The list name is:

ncaafara@majordomo.elon.edu.

Individuals interested in subscribing should e-mail majordomo@majordomo.elon.edu and type the following in the body of the letter:

subscribe ncaafara

end

To discontinue the service, they should follow the same process and type:

unsubscribe ncaafara

end

To determine other members of the list, the subscriber should e-mail the Majordomo address and type:

who ncaafara

end

For general introductory information, type:

info ncaafara

end

To determine other lists handled by Elon College, type:

lists

end

To retrieve a help message that explains the previous commands, as well as others, type:

help

end

Hightower said several commands may be used at once to obtain information, but the last line should always be "end."

The account, which has been active since February 1, is designed to handle FARA business only. It is monitored daily.

Questions regarding the process may be directed to Hightower at vickifar@numen.elon.edu.

1997 Women's Final Four sells out in less than six hours

Tickets for the 1997 Women's Final Four sold out in less than a day, marking the earliest sell-out ever in the history of the event. The NCAA, the Cincinnati Organizing Committee and host institution Xavier University (Ohio) announced the fifth consecutive sell-out.

Tickets went on sale by telephone at 10 a.m. (Eastern time) March 2. All tickets were sold by 3:30 p.m. that day.

The 1997 Women's Final Four will be played March 28 and 30 in Cincinnati's Riverfront Coliseum, which has a seating capacity of 16,348

for this event. Approximately 6,600 tickets were allocated for general public sale. The remaining seats are reserved for the participating institutions, NCAA institutions and conferences, the Women's Basketball Coaches Association, and groups associated with the NCAA and the Cincinnati Organizing Committee.

The 1996 Women's Final Four, which will be at the Charlotte Coliseum in Charlotte, North Carolina, will be played March 29 and 31 before a record crowd of 22,949. That event was sold out in April 1995.

The NCAA News

[ISSN 0027-6170]

Published weekly, except biweekly in the summer, by the National Collegiate Athletic Association, 6201 College Boulevard, Overland Park, Kansas 66211-2422. Phone 913/339-1906. Subscription rate: \$24 annually prepaid; \$15 annually prepaid for junior college and high-school faculty members and students; \$12 annually prepaid for students and faculty at NCAA member institutions; \$74 annually for foreign subscriptions. For first-class upgrade, forward an additional \$50 (except foreign orders). No refunds on subscriptions. Second-class postage paid at Shawnee Mission, Kansas. Address corrections requested. Postmaster send address changes to NCAA Publishing, 6201 College Boulevard, Overland Park, Kansas 66211-2422.

■ Comment

The NCAA News

Editor-in-chief
David Pickle
Managing editor
Jack L. Copeland
Assistant editor
Vikki K. Watson
Assistant editor
Ronald D. Mott

The Comment section of The NCAA News is offered as a page of opinion. The views do not necessarily represent a consensus of the NCAA membership.

The NCAA News is available from University Microfilms, International.
For more information, call toll-free
800/521-0600, Ext. 2888.

□ Guest editorial

NCAA in bad position on athlete work issue

BY DAN O'CALLAGHAN
ROLLINS COLLEGE

I can't help but be amused by all the recent articles concerning the presence of agents on college campuses. Had the NCAA really wanted to defuse this problem, it would have voted in favor of Proposal No. 32 at this year's Convention in Dallas.

When is the hierarchy of the NCAA going to wake up and realize that student-athletes will continue to accept money illegally as long as they are denied the opportunity of employment? What kind of a message are we



O'Callaghan

sending our athletes when we allow Rick Pitino to secure a six-figure shoe contract and at the same time assert that it is out of the question for one of his athletes to make \$1,500 at the local Foot Locker? Is it just me or does that sound exceedingly ridiculous?

For many student-athletes across the country, that \$1,500 could go a very long way. With the capacity to earn money from a job, athletes would be more inclined to use \$100 for a new coat from their earnings than to accept it from a greasy agent or pathetic booster trying to live vicariously through his alma mater's victories.

If the NCAA is earnest in its quest to keep the "student" in the term student-athlete (by looking at *some* universities' athletics graduation rates, that doesn't always seem to be high on the list of priorities), it would appreciate the need for its athletes to experience a real job. By allowing them to work, we are truly preparing them for their future.

These young men and women not only will be adding credibility to their resumes, but they also will learn the value of a dollar. According to an NCAA study, approximately 3.3 percent and 1.9 percent of all football and basketball student-athletes, respectively, advance to the professional ranks. That means that about 95 percent of those student-athletes could benefit from such a valuable working experience. Furthermore, those who do make it to the pros, on average, will last only three to four years. The numbers do not lie.

The NCAA fears that the time spent working will detract from studies and practice and that those same pathetic boosters will award

Remington never forgot student-athletes

Frank Remington, who passed away February 9, devoted a major portion of his academic life to the NCAA movement.

As a professor of law at the University of Wisconsin, Madison, from 1949 to 1992, he was a major force in the shaping of NCAA policies and procedures. He served on Wisconsin's athletics board and also chaired the NCAA's Committee on Infractions.

Additionally, he was nationally recognized for his pioneering work in criminal law.

Most importantly, he left a legacy of the primacy of the student-athlete. He influenced many students, many of whom now work in collegiate and professional sports, with his analysis of what should be fundamental to all intercollegiate athletics programs: education. At Wisconsin, he established the Remington scholarship, which is awarded annually to the male and female student-athlete with the highest grade-point average.

Not only has the University of Wisconsin lost a true leader, but the NCAA has lost a man whose teachings exemplified the essence of student-athlete welfare. With his passing, let us renew that pledge.

Will Anzenberger
Deputy General Counsel
Continental Basketball Association

Anzenberger was Frank Remington's research assistant for three years.

Story on target

Ron Mott's "Over the Line?" article that appeared in the February 19 issue of The NCAA News should hit some students and fans, but mostly school administrators, right in the nose (figuratively speaking, of course!).

His collection of examples from around the NCAA demonstrates that these rowdy and abusive fans need to be dealt with immediately. The concept of "the home supporter" has been lost with the evolution of many sports.

As a Canadian now living and coaching in the United States, I see an intensity of sports on a new level (above and beyond that of our love of hockey). More and more of the coaches are becoming rudely animated and verbally abusive on the sidelines. Much of the television media covers this and fans follow suit.

□ Opinions

Pro signings frequently leave baseball coaches in a lurch

Skip Bertman, baseball coach
Louisiana State University
New Orleans Times-Picayune

"I have to laugh at my counterparts in football and basketball....Now, their jobs are much tougher than mine, and the pressure is humongous for those poor guys. But when they sign their recruits, they don't have to worry that the kid is going to go professional.

"I signed 10 recruits and had the No. 1 recruiting class in America according to Baseball America this fall. (Assistant coach) Jim Schwanke did a great job, with Mike Bianco. All 10 of them may not show. All 10 are in the professional baseball draft. So I've got to laugh, because they get one guy every six years who does that.

"And the guy is such a tremendous player that they know he's leaving.

"I have no idea who's leaving until mid-June or July. If the presidents and athletics directors really knew how bad it was, they'd never let it happen. But it'll only reach that when it happens in football and basketball, because those are the only two sports they pay attention to.

"Because most of our kids graduate, most are good students and citizens, most of our kids have no problems. There's even a few schools, like LSU, that make money. It's sad. It really is. Because there are kids in swimming, golf, tennis, rowing and all 36 or so NCAA sports that are wonderful, super kids. Ninety-nine percent of them get almost no attention from the NCAA and the universities.

□ Letters

I feel that as sports leaders, we need to set a good example — for our athletes and for our fans.

It is imperative that administrators stand firm. If the leagues, schools and coaches follow a common and strict philosophy about conduct, I am sure we can turn the tide.

Lisa Unsworth
Assistant Women's Soccer Coach
Drury College

Calendar concern

I noted with joy and with sadness two recent events that typify the ongoing dilemma over the role of women in intercollegiate athletics.

On the front page of the February 19 issue of The NCAA News, I see the celebration of record numbers of women participating in intercollegiate athletics. And that's fantastic. As a woman who has worked 20 years as a coach of multiple athletics teams, I know first-hand the benefits young people, in particular young women, can receive from participation in intercollegiate athletics. Record numbers of participation will develop stronger programs in the future, which in turn will attract and produce more female student-athletes — a cycle that will get stronger each time around.

Earlier in the week, I received my "Official NCAA 1996 Calendar," 314 pages full of facts about intercollegiate athletics and full of birthdays of some important and not-so-important individuals throughout intercollegiate athletics. Once I started looking through the calendar, however, I was dismayed by the lack of information about the birthdays of women who have excelled as student-athletes, as all-Americans, as coaches, as administrators, as pioneers.

Of the 314 pages in this calendar, only 27 pages focus on the accomplishments of women within intercollegiate athletics. That's a rate of 8.6 percent. Two months (October and December) have no mention of women's contributions to intercollegiate athletics at all. The calendar also lists a number of birthdays, approximately 2,000. Of those 2,000, only 21 (about one percent)

are of women. Four months (April, May, October and November) list no women's birthdays.

I find it hard to believe that the people who put the calendar together could overlook individuals like Dawn Staley and Sheryl Swoopes of the 1996 women's Olympic basketball team; Jody Conradt, the pioneering coach at the University of Texas at Austin; Tara VanderVeer, Stanford University's coach; and Georgeann Wells of West Virginia University, the first woman to dunk in a college basketball game. And those individuals are in just one sport, basketball.

Surely the NCAA could have provided the assemblers of the calendar with enough information to present a true representation of women in intercollegiate athletics.

As an official publication of the NCAA, this calendar should strive to showcase the birthdays and accomplishments of everyone who has participated with pride and strived for excellence in intercollegiate athletics. The calendar should do more than help glorify those sports whose rich and storied histories receive adequate exposure. This calendar can be an educational tool to show that anyone can benefit from participation in and experience with college athletics.

Having been involved with college athletics for more than 30 years as a student-athlete, then as a coach, and now finally as an administrator, I have received a lifetime's worth of joy and pleasure from intercollegiate athletics. As a woman, I have benefited greatly from the skills I developed as an athlete and was able to use as a coach and administrator.

As a professor, I would like to be able to use this calendar to help educate my students about the benefits of a healthy and active lifestyle, but with such a disparity in the representation of individuals profiled in the calendar, I do not feel right doing so. I sincerely hope the NCAA will take a serious look at the items it provides its member institutions and that the NCAA will showcase all its student-athletes, coaches and administrators in future issues.

Barbara J. Reimann
Acting Director of Athletics
American University

"All of the attention is focused on the one percent who don't produce well and how that can be fixed. When they say, 'What's wrong with college athletics?' they're really talking about football and basketball at 120 schools. The rest of the 2,500 schools are dynamite."

Basketball shooting

Rudy Washington, men's basketball coach
Drake University
The Dallas Morning News

"Kids would rather shoot threes and look good. There is more style than substance. There is a direct correlation of the three-point shot and percentages going down."

Basketball committee

James E. Delany, commissioner
Big Ten Conference
The Associated Press

"There is a high degree of continuity and repetition in the process (of the NCAA Division I Men's Basketball Committee). I'd say ritual is a fair word to use. They know their work will be pored over by media, fans and tournament participants....They view themselves not so much as committee members, but as trustees. And they know what an extraordinary effect their decisions can have on programs and on people."

SEEKING A LEVEL PLAYING FIELD

Legislation aims to end the competitive advantage gained by those who play on the pro tour before going to college

BY STEPHEN R. HAGWELL
STAFF WRITER

Imagine playing tennis on a surface that's tilted to favor your opponent. Each time you step onto the court, you find yourself at a disadvantage.

Some Division I tennis coaches say such a scenario currently is occurring regarding the competitive playing field. They contend that over the last five to seven years, the sport's competitive balance has become increasingly uneven because of an influx of student-athletes who have spent considerable time competing as amateurs on the professional tennis tour.

"The proverbial level playing field has become a lot less level," said David Benjamin, men's tennis coach at Princeton University and executive director of the Intercollegiate Tennis Association (ITA). "More and more, we're seeing student-athletes who are 22, 23 and 24 years old competing against 17- and 18-year-olds."

The trend should decline.

At the 1996 NCAA Convention, the Division I membership adopted legislation (Proposal No. 57) that many coaches believe will level the competitive playing field.

An amendment to NCAA Bylaws 14.2.4 and 14.3.1, the legislation, which is effective August 1, 1997, states that after graduating from high school (or the international equivalent as specified in the NCAA Guide to International Academic Standards for Athletics Eligibility), a student-athlete will have a one-year grace period to be immediately eligible and will retain the opportunity for four years of competition upon enrollment at a member institution. A student who does not enroll at a collegiate institution immediately after completion of the grace period will lose a season of eligibility for each part of a year after the grace period during which he or she participates as an amateur in organized tennis events.

A student who competes as an amateur in organized events after the expiration of the one-year grace period will, upon enrollment at a collegiate institution, be required to fulfill a year of academic residency before being eligible to participate in collegiate competition.

Unfair advantage?

Currently, students can compete as amateurs in organized events without loss of eligibility until the age of 21. However, students who participate as amateurs in organized events during each 12-month period after their 21st birthday and before full-time enrollment at a member institution lose one year of eligibility.

"Essentially, what we're saying is that if you're going to play three or four years out on the (professional) tour, it's not fair that you can come and, after devoting all that time solely to tennis, play immediately without penalty against people who have not had those opportunities," Benjamin said.

The legislation, developed by the ITA over an 18-month period, is a response to a growing concern among coaches about inequities in the current system. Division II, which also considered the proposal, defeated the measure.

Advocates contend the legislation has two purposes: to close the age gap and to streamline the eligibility process. They contend that older student-athletes have significant competitive opportunities not available to the typical collegiate student-athlete. Further, they believe that such exposure and the additional years of physical development give them unfair advantages over younger student-athletes.

Advocates also believe that the legislation will simplify the process of verifying the amateur status of athletes who have played in organized events for several years.

"What this rule does is let tennis players around the world know that if they're interested in playing college tennis in the U.S. and having the benefits of playing college tennis, that in order to obtain a scholarship they have to come (to college) a year after graduating from high school, and they need to be amateurs," said Jan Brogan, women's tennis coach at the University of California, Berkeley, and a member of the NCAA Men's and Women's Tennis Committee.

Tennis unfairly singled out?

Not everyone has embraced the legislation. Opponents believe that the previous rule, which applied to all sports, was sufficient to address the problem.

"In some cases, it's very clear that players are brought in to take advantage of the (current) rule. They'll play for maybe a year, but they aren't, in many cases, staying to get a degree."

DAVID BENJAMIN, EXECUTIVE DIRECTOR
Intercollegiate Tennis Association

"I thought the rule was across the board for all sports," said Paul Kostin, men's tennis coach at Virginia Commonwealth University. "I don't condemn the rule, but I don't think it's right that it is only for tennis. Why does this rule discriminate against one sport?"

Andy Jackson, men's tennis coach at Mississippi State University, agrees, saying that the legislation unfairly impacts players who want to spend time away from school before they pursue a collegiate education. He contends the current rules provide equal opportunities and that the new legislation restricts access to higher education.

"I disagree with the statement that there hasn't been a level playing field," Jackson said. "Clearly, there's an advantage to having older players. That's why seniors are supposed to be better than freshmen."

"I understand where some coaches are coming from, but are you morally superior if you recruit younger players? Is it better to be 18 (years old) than 23?"


Philosophical question

However, supporters of the legislation contend that the sport has strayed from developing and training student-athletes to simply recruiting the most experienced athletes.

"It's a philosophical issue about whether college sports are for student-athletes who happen to be attending college, getting an education and who want an outlet for sports or whether (they are for) a player who is not serious about (a college education), who simply drops in for a semester, plays 25 matches, gets a place to live, gets good training conditions and drops out before the end of the term," said Jeff Frank, men's tennis coach at Davidson College.

While no data have been compiled, Benjamin estimates that between 10 and 15 percent of the student-athletes currently competing would be affected if the rule became effective immediately.

"In some cases, it's very clear that players are brought in to



Dale Zanine/NCAA Photos

Tennis coaches are growing increasingly concerned about questions involving age and experience, especially among international players.

take advantage of the (current) rule," said Benjamin. "They'll play for maybe a year, but they aren't, in many cases, staying to get a degree."

"The rule is intended to discourage people from coming (to college) for just one year and taking a mercenary approach."

Opponents are not convinced. While they acknowledge that teams previously used "mercenary-type" players, they contend the practice has stopped. They state that players today are recruited both for their athletics and academic skills.

"A lot of teams were going for the 'quick fix' five or six years ago, but I don't know anyone who does it anymore," Kostin said. "I think coaches got the message several years ago and are recruiting kids for the purpose of getting a degree, whether it's a two-year or four-year degree."

"To me, it's a little more of an excuse."

Cultural differences

Jackson says the legislation's biggest flaw is that it doesn't consider cultural differences. He says that European student-athletes, for example, typically compete in organized events after completing high school. For that reason, it's unrealistic to expect them to change culturally because of what some coaches perceive as a competitive advantage.

"Although the rule is going to be applied to Americans as well as foreigners, the impact clearly is going to be on foreign players," Jackson said. "Whether your concern with foreign players is positive or negative, I think this is just another avenue to restrict access."

Supporters claim that the one-year grace period gives student-athletes the opportunity to participate in organized events and contend the legislation simply requires students to decide between collegiate and professional competition.

"This is not an anti-foreign rule. Not at all," said Frank, who noted that his team recently competed against a squad that included a 23-year-old freshman and 25-year-old junior.

"This rule does not affect one group of players more than another. What it does is address whether there is a real desire on the part of the student-athlete to actually get an education. It also addresses the age of the competitors and the whole idea of the level playing field."

That, says Benjamin, is the ultimate objective.

"The intent of this legislation is not to stop anyone from going to college," he said. "What we've done is attempt to create a fairer situation in terms of the competitive environment. It's simply a matter of fairness."

Work issue

Agent problems could be reduced if NCAA would permit student-athletes employment income during school year

► Continued from page 4

athletes \$1,500 for meaningless tasks.

First, earning \$1,500 over an entire school year is not exactly a time-consuming responsibility, even at minimum wage. Secondly, I feel that coaches and administrators need to set a good example and take the time to educate their pupils to the guidelines of the NCAA. It is ludicrous to say it is the responsibility of the student-athlete to decide what is right and what is

wrong. This is not a right vs. wrong issue; it is a need vs. control issue.

At this year's Convention in Dallas, I mentioned my dissatisfaction with the failure of Proposal No. 32 to a high-ranking NCAA committee member (who will remain anonymous). In response to my dismay, this individual said to me: "At least you got the Pell Grant proposal passed."

I felt as though my intelligence had been insulted, but I bit my tongue and swallowed my

pride. The Pell Grant victory, in my opinion, was granted as a silencer. On the surface, it seems nice, but in reality, it applies to so few that it was merely a superficial victory.

We need to find a solution to the financial needs of student-athletes. I do not now, nor will I ever, believe that college athletes should be paid for play. However, denying them the opportunity to earn a dollar and explore other aspects of life is not only preposterous but also un-American.

Student-athletes are just now learning the procedures (and injustices) of the NCAA. If we cannot find a quick answer to this serious enigma, I fear a rebellion by athletes that will make the '60s look like a neighborhood tea party.

Dan O'Callaghan is a 1995 graduate of Rollins College, where he was a member of the golf team. He is a member of the NCAA Student-Athlete Advisory Committee.

Championships previews


Division I Women's Swimming and Diving

Wolverines hungry for winners' circle

Event: 1996 Division I Women's Swimming and Diving Championships.

Overview: Trying to predict a winner in an Olympic year is tricky, and now, even what used to be the sure pool of contenders to pick from has grown. Stanford, Texas and Florida are the only teams to have won the meet, and Stanford and Texas have combined to win the last 13. But last year, Michigan came within 19 points of breaking up the trio and may be even more poised to pull it off in 1996 at its own Canham Natatorium. The Wolverines return Talor Bendel, a seven-time all-American last year who will be strong again in the freestyle and butterfly events, and Rachel Gustin, who should add points in the breaststroke and individual medleys. Freshman Jen Eberwein will help in the freestyle sprints, and diver Carrie Zarse could help Michigan accumulate enough points to stave off challengers. "We have a lot of potential," said coach Jim Richardson. "But potential doesn't mean anything unless you do it. Just because we did it last year doesn't mean we'll do it again this year" Stanford has won the last four titles and will not relinquish the throne easily. The Cardinal lost all-everything Jenny Thompson to graduation, but coach Richard Quick's cupboard is far from bare. Stanford features freestyle sprinters Jessica Tong and Claudia Franco, and will get help this year from Lisa Jacob (freestyle/butterfly) and freshman Elin Austevoll, both of whom won breaststroke events at the Pacific-10 Conference championships Southern California returns Kristine Quance, who swept the individual medleys in 1994 and placed in the top three in both events last year. Freshmen Lindsay Benko, who set a Pac-10 record in the 500-yard freestyle, and Alison Fealey (butterfly/breaststroke) also should help. The Trojans beat Stanford in an earlier dual meet (won on the last relay), ending the Cardinal's 57-meet win streak. It was the first dual loss for Quick since 1986, when he was the head coach at Texas. The Trojans also topped Michigan in a January dual meet Other contenders include Southern Methodist and Florida. The Mustangs return distance freestyler Sandra Cam and defending 200-yard butterfly champion Berit Puggaard, while Florida counters with Mimosa Mc Nerney, who swept last year's distance freestyles, and Allison Wagner, who won last year's 400-yard individual medley. Other returning individual champions include Arizona's Ashley Tappin (50- and 200-yard freestyles) and Tennessee's Tracy Bonner (three-meter diving).

Field: The maximum number of participants allowed is 270. All qualifiers who have met the "A" time standard will be admitted in the meet; those who have met the "B" time standard will be considered until the event is filled. No team is allowed more than 18 competitors.



Rob Seancey photo

Lisa Jacob gives Stanford depth in the freestyle and butterfly events.

Dates and site: The championships will be March 21-23 at Michigan.

Information/results: The fax-on-demand telephone number is 770/399-3060 (passcode 1915); request numbers are 1509 for bracket/schedule and 1513 for results. Championships results will appear in the April 1 issue of The NCAA News.

Television coverage: ESPN2 will televise the championships on a delayed basis March 25 at 9:30 p.m. (Eastern time). ESPN also will provide delayed coverage March 28 at 12:30 a.m. (Eastern time).

Championships notes: Results will be available via the Internet on Michigan's World Wide Web site. Results will be updated daily and may be accessed at: <http://www.umich.edu/~mgoblue/> Last year's margin between first and second place was the closest since 1990, when Stanford defeated Texas by 9 1/2 points.

Division III Men's Swimming and Diving

Kenyon poised to win 17th straight title

Event: 1996 Division III Men's Swimming and Diving Championships.

Overview: It's reloading time at Kenyon, not rebuilding as some challengers would hope. Despite heavy losses from the 1995 title team, the Lords should win a 17th consecutive team crown with returning talent and a solid cast of newcomers. Three defending individual champions — Matt Miller (50-yard freestyle), David Phillips (500-yard freestyle) and Torsten Seifert (1,650-yard freestyle) — return, and they get freestyle help from Ken Heis and Chris Churchill. Interim head coach Jon Howell also will rely on three top freshmen — breaststroker Will Urban, freestyler Rob Wilson and backstroker Ben Holland There may be a repeat of last year's logjam for second place. Johns Hopkins, Hope, Denison, Union (New York) and Kalamazoo may have the best ammunition. Johns Hopkins, the last team other than Kenyon to win a team title (in 1979), returns defending 100-yard butterfly champion Matt Johnson and adds top freestyler Devin Balkcom. Junior Peter Schauer swept the individual medleys at the University Athletic Association meet and will be up against defending 200-yard individual medley champion Kevin Makarowski of Union (New York), who returns to give the Dutchmen hope. Hope's Dutchmen, the Flying kind, include backstroker Keith Nykamp and

sprinter Derek Vander Heide. Kalamazoo will contend behind Michigan Intercollegiate Athletic Association swimmer of the meet John Latham, breaststroker Brian Miller and butterflyer Brett Robbins. Denison returns Tom Richner, who shared swimmer-of-the-meet honors with teammate Scott Mikolashek at the North Coast Athletic Conference championships this year.

Field: The maximum number of participants allowed is 209. All qualifiers who have met the "A" time standard will be admitted in the meet; those who have met the "B" time standard will be considered for the field. No team is allowed more than 18 competitors.

Dates and site: The championships will be March 21-23 at Emory.

Information/results: The fax-on-demand telephone number is 770/399-3060 (passcode 1915); request numbers are 1502 for bracket/schedule and 1506 for results. Championships results will appear in the April 1 issue of The NCAA News.

Championships notes: Four qualifiers from Union (New York) come from the same high school. Kevin Makarowski, Mark Anderson, Mike Humphreys and Jeff Hoerle all attended New Hartford High School in New York Nobody doubled in 1995; 15 different swimmers won the 15 individual events in last year's meet.



Patrick Reddy/NCAA Photos

Can anyone catch Kenyon, winner of a remarkable 16 straight titles?


Division I Men's Ice Hockey

Tigers hope to break 39-year dry spell

Event: 1996 Division I Men's Ice Hockey Championship.

Overview: Colorado College (30-3-4) heads into the NCAA tournament in quest of its first NCAA hockey title since 1957. The top-ranked Tigers — the first team to win three consecutive Western Collegiate Hockey Association championships — finished their conference slate with the best winning percentage in WCHA history, as well as the league record for most points (56) in a 32-game schedule. On the road, the Tigers have been monsters, allowing only 2.00 goals per game and outscoring their opponents, 98-38. Senior right wing Peter Geronazzo (34 goals, 29 assists, 37 games) leads the country with 17 power-play goals and nine game-winning goals. In goal, both Ryan Bach (16-2-2 worst record; 2.58 goals-against average; .903 save percentage) and Judd Lambert (14-1-2, 2.04, .917) rank among the nation's best Defending champion Boston U. (26-5-3) will try to become the first back-to-back champion since the Terriers did it in 1971 and 1972. It has been an emotional season for the Terriers since the first game, when — during his first shift — freshman forward Travis Roy was paralyzed after he fell head-first into the side board. Coach Jack Parker knows his team can score goals with any team, but can it thwart opponents enough to win another title? "Can we play defensively with intensity?" Parker asked. "Yes, we can. Will we? We'll have to see. I like this team, and I like the way we've been playing. There's no question about our offensive firepower. But again the question comes back to how intensely we will play defensively."

Field: Twelve teams. The NCAA Division I Men's Ice Hockey Committee will select both regular-season and postseason champions from the Eastern College Athletic Conference and Hockey East, Central Collegiate Hockey and Western Collegiate Hockey Associations. If a conference champion also wins the postseason conference tournament, another conference team will be invited using selection criteria. The com-



Casey B. Gibson photo

Colorado College's Peter Geronazzo leads the nation with 17 power-play goals and nine game-winning goals.

mittee also will select four at-large teams.

Dates and sites: Regional competition will be conducted March 22-24 at Albany, New York, and East Lansing, Michigan. Four regional winners will advance to the semifinals (March 28) and final (March 30) in Cincinnati.

Information/results: The fax-on-demand telephone number is 770/399-3060 (passcode 1915); request numbers are 1410 for bracket/schedule and 1413 for results. Regional scores will appear in the April 1 issue of The NCAA News. Championship results will appear in the April 8 issue.

Television coverage: NCAA Productions will produce all games from both regionals. The semifinals and final will be televised live by ESPN; the final is at 1 p.m. (Eastern time) March 30.

Championship notes: This is the first Division I Men's Ice Hockey Championship in Cincinnati In the past 12 championship finals, nine have been decided by two goals or less, including four overtimes Boston U. set a championship record for goals in a tournament by scoring 30 in seven games in 1990.


Division I Wrestling

Undefeated Iowa is the team to catch

Event: 1996 Division I Wrestling Championships.

Overview: It looks like the same old black-and-gold story for the team title. Iowa, which has won four of the last five championships, was perfect in the dual-meet season for the second year in a row and is the heavy favorite. The Hawkeyes, who last completed consecutive undefeated seasons in 1914, have three top-ranked wrestlers in Mike Mena (118 pounds), Mark Ironside (134 pounds) and Joe Williams (158 pounds), plus returning 126-pound champion Jeff McGinness, who is ranked second behind 1995 runner-up Sanshiro Abe of Penn State. The battle for second should be close, with Nebraska, Oklahoma State and Iowa State looking like contenders The individual bouts should provide whatever fireworks the team race may lack. In addition to McGinness, six others who have won championships return, but there are few, if any, certainties. Of those who have climbed to the top in the past, only Arizona State's Markus Mollica, Penn State's John Hughes and Oregon State's Les Gutches hold their weight's top ranking. Mollica will shoot for his second consecutive title at 167 pounds and his third overall. No Sun Devil has won more than two Gutches will defend at 177 pounds, where he finished undefeated last year without giving up a single offensive point. He is undefeated again but may remember two years ago when he also entered the championship with a perfect record, but was pinned by Wyoming's Reese Andy. Andy returns this year Other returning champions from 1995 include Ernest Benion of Illinois (158 pounds) and heavyweight Tolly Thompson of Nebraska. Benion is ranked fifth. Thompson is ranked second behind host Minnesota's Billy Pierce, with whom the champion has split this year. Oklahoma State's Mark Branch won at 167 pounds in 1994 and will challenge Mollica Iowa's Lincoln McIlravy and Penn State's Kerry McCoy, both 1994 champions who were upset at last year's championships, took the collegiate year off to hone their freestyle skills for the Olympics Former Penn State star Cary Kolat — who fell to eventual three-time 134-pound champion T. J. Jaworsky of North Carolina, 6-4, in the 1993 championships as a freshman and in overtime in the 1994 semifinals — returns in a Lock Haven uniform this year after transferring. He will challenge Ironside, to whom he lost, 9-8, earlier this season at the National Wrestling Coaches Association All-Star Classic Oklahoma State's Steven Schmidt, who has lost only to Ironside, also will be a factor.

Field: A total of 330 qualifiers will compete for 10 individual weight-class championships.



Ted Brummond/University of Wyoming photo

The battle for the 177-pound title is expected to be intense between Oregon State's Les Gutches (right) and Wyoming's Reese Andy.

The team title is determined by adding the team points scored in the individual matches.

Dates and site: March 21-23 at the Target Center in Minneapolis. Minnesota will serve as tournament host.

Information/results: The fax-on-demand telephone number is 770/399-3060 (passcode 1915); request numbers are 1704 for brackets and schedule and 1709 for results. Championships results will be published in the April 1 issue of The NCAA News.

Championships notes: This is the first time a Big Ten Conference school other than Iowa has hosted since 1970, when the event was at Northwestern. Minnesota has never hosted.

West Virginia does what it takes to grab 11th rifle crown

When you've won 10 national championships like West Virginia's rifle team has, sometimes less than your best is still good enough for another trophy. Such was the case for the Mountaineers at the National Collegiate Men's and Women's Rifle Championships March 8-9 at Air Force.

West Virginia won its second consecutive team title and 11th overall despite shooting its lowest air rifle score of the year (1,531). The small-bore rifle, however, was where the

■ See championships results: Page 11.

Mountaineers made their mark, scoring 4,648 points — 19 better than the host, which finished as runner-up. West Virginia had an aggregate of 6,179 to Air Force's 6,168. The top air rifle score overall (1,549) belonged to Xavier (Ohio), which finished sixth. "We never talk about winning, just

about performance," said West Virginia coach Marsha Beasley, who won her sixth title as a coach in the last seven years. "We actually are disappointed with our performance, but you have to be pleased any time you can win a national championship."

Senior Trevor Gathman led the Mountaineers in the team competition, shooting a meet-high 392 in air rifle and tying Matt Aquaro of the team high in smallbore (1,165). Na-

vy's Joe Johnson had the highest smallbore score in team competition (1,172).

In the individual competition, Gathman set a championships record for air rifle with 394. The old mark of 393 was shared by former Mountaineers Gary Hardy (1990), Ann-Marie Pfiffner (1992) and Tim Manges (1992).

"For me to win in my senior year is a great accomplishment," Gathman said. "I won the air rifle title in my

freshman year, but I wasn't close the last two years."

Johnson claimed the individual smallbore title with a score of 1,170, edging Gathman by one point.

"I was determined to shoot the score that got me here in the first place," Johnson said. "It just so happens that I did, and it was good enough to win."

Johnson is the first individual from a service academy to win either rifle.

Championships summaries

Division II men's basketball

East regional: Edinboro 90, Bloomsburg 82; Fairmont St. 78, Bluefield St. 66; Calif. (Pa.) 84, Edinboro 76; Indiana (Pa.) 84, Fairmont St. 83; Calif. (Pa.) 78, Indiana (Pa.) 68.

South regional: S. C. Spartanburg 91, Clark Atlanta 71; Columbus (Ga.) 88, Rollins 80 (ot); Alabama A&M 106, S. C. Spartanburg 91; Columbus (Ga.) 83, Fla. Southern 77; Alabama A&M 98, Columbus (Ga.) 82.

North Central regional: Regis (Colo.) 73, Neb.-Kearney 70; North Dak. St. 71, Denver 70; Fort Hays St. 97, Regis (Colo.) 69; South Dak. St. 94, North Dak. St. 88; Fort Hays St. 99, South Dak. St. 90.

South Central regional: Central Mo. St. 89, East Tex. St. 86 (ot); North Ala. 78, Delta St. 69; Missouri-Rolla 72, Central Mo. St. 67; North Ala. 85, Tex. A&M-Kingsville 80; North Ala. 92, Missouri-Rolla 80.

Northeast regional: Franklin Pierce 83, Le Moyne 53; New Hamp. Col. 68, Adelphi 52; St. Anselm 78, Franklin Pierce 70; St. Rose 83, New Hamp. Col. 82; St. Rose 87, St. Anselm 76.

South Atlantic regional: Pfeiffer 71, N. C. Central 62; High Point 76, Presbyterian 67; Virginia Union 49, Pfeiffer 47; Queens (N. C.) 81, High Point 70; Virginia Union 81, Queens (N. C.) 58.

West regional: Grand Canyon 105, Alas. Anchorage 96 (ot); UC Davis 89, Mont. St.-Billings 80; Cal St. Bakersfield 71, Grand Canyon 65; Seattle Pacific 79, UC Davis 65; Cal St. Bakersfield 78, Seattle Pacific 65.

Great Lakes regional: Indianapolis 105, Lake Superior St. 81; Northern St. 98, Oakland 92; Southern Ind. 75, Indianapolis 71; Northern Ky. 82, Northern St. 71; Northern Ky. 99, Southern Ind. 87.

Quarterfinals, semifinals and final (March 20, 21 and 23 at Louisville, Kentucky): Calif. (Pa.) (26-5) vs. Alabama A&M (27-2); Fort Hays St. (30-0) vs. North Ala. (24-7); St. Rose (28-3) vs. Virginia Union (27-2); Cal St. Bakersfield (26-5) vs. Northern Ky. (23-6).

Division II women's basketball

East regional: Pitt.-Johnstown 63, Kutztown 52; Salem-Teikyo 86, Longwood 55; Shippensburg 87, Pitt.-Johnstown 77; Salem-Teikyo 65, Slippery Rock 52; Shippensburg 79, Salem-Teikyo 68.

South Atlantic regional: Bowie St. 74, Georgia Col. 59; Wingate 84, Gardner-Webb 78; Bowie St. 70, Shaw 61; Wingate 66, Mars Hill 56; Wingate 85, Bowie St. 56.

South Central regional: Neb.-Kearney 83, Missouri-Rolla 60; West. Tex. A&M 64, Southwest Baptist 62; Abilene Christian 81, Neb.-Kearney 58; West. Tex. A&M 71, Mo. Southern St. 59; Abilene Christian 66, West. Tex. A&M 39.

Great Lakes regional: Southern Ind. 84, Oakland 83; Lake Superior St. 79, IU/PU-Ft. Wayne 71; Bellarmine 89, Southern Ind. 80; Northern Mich. 64, Lake Superior St. 53; Northern Mich. 84, Bellarmine 55.

South regional: Central Ark. 68, Fort Valley St. 55; Albany St. (Ga.) 63, Rollins 62; Fla. Southern 97, Central Ark. 93; Delta St. 99, Albany St. (Ga.) 67; Delta St. 96, Fla. Southern 78.

Northeast regional: St. Rose 77, American Int'l 71; Bridgeport 82, Bryant 79; St. Rose 68, Stonehill 60; Bentley 87, Bridgeport 71; Bentley 63, St. Rose 58.

North Central regional: North Dak. 71, Metropolitan St. 47; Minn.-Duluth 65, Northern Colo. 60; North Dak. 68, South Dak. St. 55; North Dak. St. 72, Minn.-Duluth 52; North Dak. St. 89, North Dak. 75.

West regional: Cal St. Chico 68, UC Riverside 59; Mont. St.-Billings 67, Cal St. Dom. Hills 57; UC Davis 80, Cal St. Chico 52; Portland St. 83, Mont. St.-Billings 73; Portland St. 70, UC Davis 66.

Quarterfinals, semifinal and final (March 20, 21 and 23 at Fargo, North Dakota): Shippensburg (26-5) vs. Wingate (23-7); Abilene Christian (29-1) vs. Northern Mich. (25-4); Delta St. (26-4) vs. Bentley (28-2); North Dak. St. (27-2) vs. Portland St. (25-4).

Division III men's basketball

Middle Atlantic sectional: Wilkes 64, Buffalo St. 59; Frank. & Marsh. 74, Rensselaer 58; Frank. & Marsh. 107, Wilkes 70.

Great Lakes sectional: Hope 88, Wis.-White-water 66; Wittenberg 76, Gust. Adolphus 68; Hope 69, Wittenberg 60.

Atlantic sectional: Rowan 85, Williams 76; Richard Stockton 95, Anna Maria 88; Rowan 98, Richard Stockton 70.

South sectional: Washington (Mo.) 87, Chris. Newport 71; Ill. Wesleyan 116, Roanoke 88; Ill. Wesleyan 73, Washington (Mo.) 61.

Semifinals and final (March 15-16 at Salem, Virginia): Frank. & Marsh. (29-1) vs. Hope (26-4); Rowan (26-4) vs. Ill. Wesleyan (27-2).

Division III women's basketball

Atlantic sectional: Mount Union 79, Southern Me. 62; Defiance 84, Salem St. 58; Mount Union 66, Defiance 61.

South sectional: Bethel (Minn.) 96, Randolph-Macon 77; St. Thomas (Minn.) 67, Marymount (Va.) 62; St. Thomas (Minn.) 65, Bethel (Minn.) 57.


East sectional: Rowan 97, William Smith 69; New York U. 77, Scranton 48; New York U. 68, Rowan 63.

Central sectional: Wis.-Eau Claire 90, Millikin 71; Wis.-Oshkosh 75, Washington (Mo.) 53; Wis.-Oshkosh 62, Wis.-Eau Claire 57.

Semifinals and final (March 15-16 at Oshkosh, Wisconsin): Mount Union (24-7) vs. St. Thomas (Minn.) (27-2); New York U. (27-2) vs. Wis.-Oshkosh (29-0).

Division III men's ice hockey

First round — At Middlebury: Middlebury 2, Colby 1; Middlebury 5, Colby 1 (Middlebury wins series). At Wis.-Superior: Wis.-Superior 6, St. John's (Minn.) 5; Wis.-Superior 7, St. John's



Ben Baimbar/NCAA Photos

Record setter — Ethan Brooks of Williams College set a record in the 35-pound weight throw at the NCAA Division III Men's Indoor Track Championships with a toss of 63-8³/₄.

(Minn.) 2 (Wis.-Superior wins series). At Wis.-River Falls: Wis.-River Falls 7, Bowdoin 1; Wis.-River Falls 7, Bowdoin 3 (Wis.-River Falls wins series). At Rochester Inst.: Rochester Inst. 6, Potsdam St. 3; Rochester Inst. 5, Potsdam St. 3 (Rochester Inst. wins series).

Semifinals (March 15 at River Falls, Wisconsin): Middlebury (24-2-0) vs. Wis.-Superior (20-9-4); Wis.-River Falls (25-4-2) vs. Rochester Inst. (23-5-1). Third-place and championship game will be March 16 at River Falls, Wisconsin.

One streak ends, one continues in I indoor track

George Mason's first men's title puts an end to 12-year reign by Arkansas

It is said that all streaks must end. Arkansas' 12-year reign as Division I Men's Indoor Track Championships titlist ended March 8-9 as George Mason won its first team championship.

Claiming two individual-event crowns at Indianapolis' RCA Dome, George Mason compiled 39 points and became only the 10th school to win the title.

Nebraska also sneaked ahead of the Razorbacks to finish second — its highest finish ever — with 31½ points. Arkansas was third with 29 points. Baylor and UTEP tied for fourth with 24 points.

"I knew coming in that George Mason had too many horses," Arkansas coach John McDonnell said. "We just wanted to give them a good run, and we did. They've been knocking on the door a long time."

George Mason's ascent to the top was propelled by Greg Haughton and Julius Achon. Haughton, who placed second in the 400-meter dash at the 1995 championships, won his first 400-meter dash indoor title. He clocked in at 45.87 to hold off Baylor's Marlon Ramsey (45.96).

Achon capped an impressive indoor season by winning the mile run. Achon posted a time of 4:02.83 to edge Nebraska's Jonah Kiptarus.

"It's a dream come true for me,"

■ See championships results: Page 11.

George Mason coach John Cook said. "I really have respect for what Arkansas has done for 12 years. There's no way I would want to go through 12 years of that."

While George Mason rewrote the team history book, UTEP's Obadele Thompson, Wichita State's Einars Tupuritis and the Oklahoma quartet of Roxbert Martin, Ryan Kite, Justin Chapman and Danny McFarlane rewrote the individual records book.

Thompson smashed the 200-meter dash record and claimed his first title with a time of 20.36 seconds. The mark shattered the previous record of 20.59 by Baylor's Michael Johnson in 1989.

Tupuritis became the first championships competitor to post a sub-1:46.00 time in the 800-meter run. Tupuritis clocked in at 1:45.80 to break the mark of 1:46.19 by Mississippi's George Kersh in 1991.

Oklahoma's Martin, Kite, Chapman and McFarlane combined to set a new standard in the 1,600-meter relay with a time of 3:04.46 — nearly one-half second better than the record mark of 3:04.89 set by Baylor in 1992.



Lawrence Johnson of Tennessee won the pole vault with a leap of 18-6½.

Depth, balance help LSU women take home fourth straight championship

LSU's women's indoor track squad is not the flashiest team in the country.

According to some observers, the Tigers aren't event the most talented team.

But one thing is for certain — the Tigers are champions.

Displaying the depth and balance that has become their trademark, LSU registered five top-three finishes to win its fourth consecutive Division I Women's Indoor Track Championships team title March 8-9 at the RCA Dome in Indianapolis.

LSU, which also has claimed nine consecutive outdoor track championships, has won a record six indoor titles overall.

Sparked by individual-event champions D'Andre Hill (55-meter dash) and Kim Carson (55-meter hurdles) and the 1,600-meter relay squad, the Tigers amassed 52 points to outdistance runner-up and Southeastern Conference rival Georgia, which totaled 34 points.

Texas placed third with 31 points, while Florida and Nebraska each totaled 28 points to round out the top five.

"We did what we had to do to get here," said LSU coach Pat Henry. "We had the kind of effort it takes to be a contender. We had a lot of personal bests all the way through."

■ See championships results: Page 12.

"That's what it takes to win championships."

Hill and Carson claimed their first individual crowns. Hill amassed 18 points for the Tigers' cause, adding runner-up honors in the 200-meter dash to her title. Hill won the 55-meter dash with a time of 6.69 seconds.

Carson blew away the field in the 55-meter hurdles, posting a time of 7.44 to easily outdistance Illinois' Tonya Williams (7.62).

LaTarsha Stroman, Astia Walker, Charlene Maulseid and Sheila Powell put the finishing touches on the Tigers' victory by winning the 1,600-meter relay. The title was the fourth in that event for the Tigers, but the first since 1993.

Suzette Lee accounted for LSU's fifth top-three showing with a runner-up finish in the triple jump. Lee recorded a mark of 13.61 (44-8) to finish behind Nebraska's Nicola Martial.

Georgia earned its highest finish ever due largely to Debbie Ferguson, who won the 200-meter dash crown and finished as runner-up to Hill in the 55-meter dash.

Abilene Christian dominates in II men's indoor track

The saying goes that there is safety in numbers. That's true, but there's also success.

Just ask Abilene Christian's men's indoor track team.

With a squad of more than a dozen competitors, Abilene Christian amassed 11 top-three finishes and won the Division II Men's Indoor Track Championships team title March 8-9 at the RCA Dome in Indianapolis.

The Wildcats scored in 10 events and accumulated 86⅝ points — nearly double the total of runner-up St. Augustine's (46⅓) — to cruise to their fourth team title. The championship is the Wildcats' third in four years.

Cal State Los Angeles earned third-place honors, compiling 36 points, while Central Missouri State and Lewis rounded out the top five.

"I'm very proud of the way we performed," said Abilene

■ See championships results: Page 12.

Christian coach Wes Kittley, who also guided the Wildcat women's team to victory. "We knew that if we competed the way we should that we would be hard to beat."

"I am surprised by the final standings. I thought it would be much closer."

Thomas Korir headed the Wildcats' attack, scoring 16 team points by claiming the 5,000-meter run and finishing third in the mile run. Korir easily outdistanced the field in the 5,000-meter run, finishing more than five seconds ahead of teammate and runner-up Falloody Moonga.

While Korir led the way for Abilene Christian, he had lots of


help. Musa Gwanzura (mile run), Jason Pearce (pole vault), Kevin Dilworth (long jump) and Glenn Griffin (shot put) all posted runner-up showings in their respective events. Griffin also finished third in the 35-pound weight throw.

Dontra Boykins (55-meter dash) and Trafton Rodgers (55-meter hurdles) posted Abilene Christian's other top-three showings.

Cal State Los Angeles' Jonathan Jordan and Tambi Wenj and Morningside's John McEwen smashed championships records on their way to winning the triple jump, shot put and 35-pound weight throw titles, respectively.

Jordan recorded a winning jump of 16.12 meters (52-10¾), while Wenj and McEwen posted record-breaking throws of 18.58 (60-11½) and 18.92 (62-1), respectively.

Alexandr Alexin of Central Missouri State won the championships' first-ever mile-run event.



Suzy Jones (left) of the University of California, Davis, won the mile run.

Wildcat women cruise to fourth straight

If the most difficult thing in athletics is to repeat as champion, Abilene Christian's women's indoor track team doesn't know it.

Showcasing the strength, talent and depth that has helped it dominate the Division II Women's Indoor Track Championships, Abilene Christian returned to the winner's circle with its fourth consecutive team title March 8-9 at the RCA Dome in Indianapolis.

The Wildcats, who have won eight of the last nine championships, registered 68 points — 28 more than runner-up St. Augustine's (40 points).

In winning their fourth straight championship, the Wildcats equaled their own record for most consecutive titles set from 1988 through 1991.

Western State placed third overall with 26 points, while North Dakota State and UC Davis tied for fourth with 22 points each.

"We had a great all-around effort," said Abilene Christian coach Wes Kittley, who also guided the Wildcat men's team to victory. "We had finalists in every event but the weight throw."

"I knew we had the numbers to do well, but I'm kind of surprised at how well we performed."

Mary Tombiri, Casi Florida and Delloreen Ennis accounted for nearly half of the Wildcats' 68 points by claiming the 55-meter dash, 5,000-meter run and 55-meter hurdles titles, respectively.

Tombiri finished in 6.90 seconds to win the Wildcats' third title in four years in the event. Florida blew away the field by more

■ See championships results: Page 12.

than 13 seconds to become the school's first 5,000-meter run champion, while Ennis joined Sylvia Dyer (1988, 1989 and 1991) as the only Wildcats to win the hurdles crown.

Amara Ezem and Lindsay Welsh garnered individual runner-up showings for Abilene Christian. Ezem was second to Tombiri in the 55-meter dash, while Welsh placed second in the triple jump.

Welsh also placed fourth in the long jump.

Malgorzata Biela of Lewis and the St. Augustine's relay team of Andrea Giscombe, Joyann Eli, Karen Constable and Prisca Phillips turned in record-breaking performances.

Biela won her second consecutive 800-meter run crown with a time of 2:09.01 — eclipsing the standard of 2:10.00 set by Carol Womack of Navy in 1987. Biela joined Kimberly Fordham of South Dakota State (1988 and 1989) as the event's only two-time champions.

St. Augustine's set the standard in the 1,600-meter relay with a time of 3:43.19. The mark surpassed the mark set last year by Abilene Christian.

Suzy Jones of UC Davis and Becky Ball of Ashland won the mile run and 20-pound weight throw, respectively. It was the first time the events have been contested at the championships.

Wisconsin-Oshkosh makes it three in a row in III women's track

Looking for a phrase to describe the Division III Women's Indoor Track Championships? Try "three-peat."

Since the championships began in 1985, teams typically have won the event three years in a row. Massachusetts-Boston won the first three from 1985 to 1987, and Christopher Newport claimed the next three from 1988 to 1990.

Now, Wisconsin-Oshkosh has joined the "three-peat" club.

The Titans scored 41 points to win their third consecutive title March 8-9 at Smith.

Lincoln (Pennsylvania), Wisconsin-La Crosse, St. Thomas (Minnesota) and Cortland State finished Nos. 2 through 5, respectively.

The Titans, who totaled 42 points to win the 1995 title, nearly mirrored that effort behind performances from Melissa Oleson and Tara Jaeger, winners of three events.

Oleson, who placed sixth in the shot put in 1995, captured that event and also won the 20-pound weight throw. Oleson improved on last year's effort


■ See championships results: Page 13.

by more than two feet, registering a mark of 13.71 meters (44-11³/₄). Oleson won the championship's first weight throw with a toss of 16.56 (54-4).

Jaeger, the defending long-jump champion, became the first championships competitor to win that event two consecutive years. Jaeger leaped 5.51 meters (18-1) to outdistance Danielle Docken of Wisconsin-La Crosse.

Lisa Melendez, Sherry Eckhardt and Ruth Conlin accounted for the remainder of the Titans' points. Melendez garnered a third-place showing in the 400-meter dash, Eckhardt a fourth-place finish in the shot put and Conlin a sixth-place showing in the shot put.

Lincoln (Pennsylvania), which won in 1993, was Wisconsin-La Crosse's closest competitor this year. The Lions were led by Kia Savage, who won the 55-meter dash, and Kellie Ross, the



Ben Barmhart/NCAA Photos

Kellie Ross (right) of Lincoln University (Pennsylvania) won the 55-meter hurdles.

55-meter hurdles champion. Swarts each won individual titles, while Heather captured the 5,000-meter run. Cortland State's Heidi and Heather Heidi claimed the 1,500-meter run, meter run.

Lincoln (Pennsylvania) men continue winning ways in III

What difference does a year make? Not much at the Division III Men's Indoor Track Championships.

A year ago, Lincoln (Pennsylvania) dominated the championships to win its second team title. This year, it was more of the same.

Winning three individual events March 8-9 at Smith, the Lions amassed 58 points to cruise to their second consecutive championship.

Mount Union earned runner-up honors, totaling 42 points, while Williams, Wisconsin-La Crosse and Nebraska Wesleyan rounded out the top five.

Lincoln, which also won in 1990, received first-place performances from Don Waldron in

■ See championships results: Page 13.

the 55-meter dash, Tyrone Watkins in the 55-meter hurdles, and Anthony Julien, Rodney Moore, William Robinson and Eric Schmidt in the 1,600-meter relay.

Waldron, second in the 55-meter dash in 1995, won his first individual title with a time of 6.37 seconds. The title is the fourth in five years in that event for the Lions.

Watkins claimed his first individual crown after finishing fourth a year ago. He raced to a

mark of 7.44, two-tenths better than his 1995 performance.

Julien, Moore, Robinson and Schmidt propelled the Lions to their second consecutive 1,600-meter relay crown. Julien and Moore also competed on the winning 1995 relay squad for Lincoln.


Karl Paranya of Haverford, Mike Schnur of Wisconsin-La Crosse, Aaron Banks of Concordia-Moorhead and Ethan Brooks of Williams all etched their names in the history books with record performances.

Paranya and Banks claimed their second consecutive titles in the 1,500-meter run and shot put, respectively. Paranya, who also fin-

ished third in the 800-meter run, eclipsed a decade-old mark in the 1,500 by Mark Beeman of Brandeis. Banks became the first Division III shot-put competitor to surpass 59 feet with his throw of 18.21 meters (59-9).

Schnur, who won the pole-vault title in 1994, improved on a record he shared with two others. Schnur vaulted 5.29 meters (17-4¹/₄), more than eight inches better than the previous mark of 5.08 (16-8).

Brooks, who claimed his first individual crown in the 35-pound weight throw, registered a mark of 19.42 (63-8³/₄) to easily break the record set by Pat Ahern of St. Thomas (Minnesota) in 1993.



Michael Gallacher/NCAA Photos

Victory bound — Roberta Pergher of the University of Denver won the women's slalom at the National Collegiate Men's and Women's Skiing Championships, helping the Pioneers finish second in the team standings behind the University of Utah. Denver won four individual titles, bringing its total to 51, second to the University of Colorado, Boulder, which has 60. See championships story, page 10.

Utah uses superior depth to win eighth skiing crown

Utah won only one event, but the Utes' depth proved enough to claim an eighth National Collegiate Men's and Women's Skiing Championships team title at Bridger Bowl/Bohart Ranch in Montana.

Montana State served as host March 6-9.

The Utes' Andrew Hare won the giant slalom in 1:41.49. Teammate Alain Britt-Cote finished second. Defending women's slalom champion Christl Hager finished second in that event, while Britt-Cote was third in the men's slalom.

■ See championships results: Page 11.

Utah also took second place in the men's and women's classical Nordic races. Heidi Selenes, who won both Nordic women's races last year, was second in the women's 15-kilometer event this year. Tor Arne Haugen was second in the men's 20-kilometer event. Denver won four individual events, with Lisbeth Johnson tak-

ing both women's Nordic races. She claimed the classical race in 49:48.7 and the freestyle event in 16:01.4. Defending women's slalom champion Narcisa Sehovic of Denver placed third behind winning teammate Roberta Pergher and Hager. Geir Skari, who took the 20-kilometer classical Nordic race, was Denver's other winner.

Denver's strong showing allowed the Pioneers to move into second place in individual championships with 51, passing Utah, which now has 50. Colorado, which won the team championship last year, leads with 60 individual titles.

Chargers win II ice hockey

Alabama-Huntsville won its first NCAA championship in any sport as it defeated four-time defending champion Bemidji State, 7-1 and 3-0, to capture the Division II Men's Ice Hockey Championship March 8-9 in Huntsville.

A total of 12,417 fans attended the two-game series, surpassing the old two-game Division II record of 11,320 set in Huntsville in 1994 when Bemidji State defeated the Chargers in sudden-death overtime of a tiebreaking minigame.

In this year's first game, Huntsville native Matt Parker put the Chargers on the board just 42 seconds after the opening face-off. In the second period, the Chargers went up, 3-0, on goals just 11 seconds apart from Tony Guzzo and Wade Tulk.

Craig Matatall scored the Beavers' only goal of the series at the 6:26 mark of the second period.

Mario Mazzuca, Alabama-Huntsville's career scoring leader, scored a short-handed goal late in the second period and then scored a power-play goal with 6:01 left in the third. Ryan Wood and Sheldon Wolitski each added early third-period goals as the Chargers rolled to a 7-1 victory.

In the second game, the Chargers wore down Bemidji State in the second period as they scored the only three goals of the game.

Guzzo deflected a Wolitski slap shot on a power play for the first goal at 5:29. Six minutes later, Jamie Baby scored on a centering pass by Eric Bilyeu. Finally, with 4:10 left in the second period, Mazzuca scored his team-leading 35th goal for the final goal of the series.

Alabama-Huntsville goaltender Derek Puppa notched his third shutout of the season as he turned back all 22 Bemidji State shots. In the series, Puppa stopped 48 of 49 Bemidji State shots.

Alabama-Huntsville finished its championship season with a 24-0-3 record, while Bemidji State finished with a 16-9-4 mark.

CHAMPIONSHIP

Game 1

Bemidji St. 0 1 0 — 1
Ala.-Huntsville..... 1 3 3 — 7

First period: Ala.-Huntsville — Matt Parker (Wade Tulk), 0:42. Penalties: Ala.-Huntsville — Scott Usmail (interference), 4:29; Ala.-Huntsville — Parker (hooking), 8:26; Ala.-Huntsville — Mario Mazzuca (roughing), 13:33; Bemidji St. — Greg Ambrose (roughing), 13:33; Bemidji St. — Bernie Adlys (cross-checking), 17:11.

Second period: Ala.-Huntsville — Tony Guzzo (Sheldon Wolitski, Ryan Wood), 2:35 (pp); Ala.-Huntsville — Tulk (Parker, Mike Hamlin), 2:46; Bemidji St. — Craig Matatall (Ambrose, Adlys), 6:26; Ala.-Huntsville — Mazzuca (Jamie Baby), 19:29 (sh). Penalties: Bemidji St. — Matatall (high-sticking), 0:59; Bemidji St. — Mark LaFleur (misconduct), 1:42; Ala.-Huntsville — Paul Schloss (holding), 7:12; Bemidji St. — Jeff Sobb (checking from behind), 10:35; Ala.-Huntsville — Wood (tripping), 11:17; Ala.-Huntsville — Wood (cross-checking), 14:59.

Third period: Ala.-Huntsville — Wood (Taso Sofikitis, Mazzuca), 0:40; Ala.-Huntsville — Wolitski (Guzzo), 3:48; Ala.-Huntsville — Mazzuca (Sofikitis, Guzzo), 13:59. Penalties: Bemidji St. — Jim Logan (elbowing), 4:44; Ala.-Huntsville — Mark Macera (roughing), 10:15; Bemidji St. — Ed Melville (roughing), 10:15; Bemidji St. — Adlys (roughing), 12:38; Bemidji St. — Eric Monsrud (tripping), 13:08; Ala.-Huntsville — John McCabe (roughing), 15:20; Bemidji St. — Troy Edwards (roughing), 15:20; Ala.-Huntsville — Brad Dame (hooking), 17:00.

Shots on goal: Bemidji St. — 5-16-6-27; Ala.-Huntsville — 5-12-16-33. Saves: Bemidji St. — Robin Cook 17, Mike Beaton 9; Ala.-Huntsville — Derek Puppa 26. Total penalties: Bemidji St. — 10 for 28 min.; Ala.-Huntsville — 9 for 21 min. Attendance: 6,126.

Game 2

Bemidji St. 0 0 0 — 0
Ala.-Huntsville..... 0 3 0 — 3

First period: Penalties: Ala.-Huntsville — Ryan Wood



Mark Davis/NCAA Photos

Alabama-Huntsville players storm the ice after winning the Division II men's ice hockey crown.


(roughing), 4:28; Bemidji St. — Greg Ambrose (roughing), 4:28; Ala.-Huntsville — Tony Guzzo (unsportsmanlike conduct), 4:40; Bemidji St. — Bernie Adlys (unsportsmanlike conduct), 4:40; Ala.-Huntsville — Wade Tulk (interference), 6:46; Ala.-Huntsville — John McCabe (high-sticking), 14:54.

Second period: Ala.-Huntsville — Guzzo (Sheldon Wolitski), 5:29 (pp); Ala.-Huntsville — Jamie Baby (Eric Bilyeu, Wolitski), 11:39; Ala.-Huntsville — Mario Mazzuca (Guzzo, Taso Sofikitis), 15:50 (pp). Penalties: Ala.-Huntsville — Baby (interference), 2:54; Bemidji St. — Jim Logan (hitting after whistle), 4:59; Bemidji St. — Ambrose (cross-checking), 9:35; Ala.-Huntsville — Joe Provenzano

(slashing), 13:03; Bemidji St. — Adlys (slashing), 14:07; Bemidji St. — Mike Donaghue (interference), 16:31; Bemidji St. — Logan (charging), 18:42.

Third period: Penalties: Bemidji St. — Troy Edwards (roughing), 0:23; Ala.-Huntsville — Brad Dame (interference), 1:45; Ala.-Huntsville — Paul Schloss (slashing), 6:12; Bemidji St. — Edwards (roughing, unsportsmanlike conduct), 13:58; Bemidji St. — Logan (interference), 15:10.

Shots on goal: Bemidji St. — 9-4-9-22; Ala.-Huntsville — 11-11-12-34. Saves: Bemidji St. — Mike Beaton 19, Robin Cook 12; Ala.-Huntsville — Derek Puppa 22. Total penalties: Bemidji St. — 11 for 22 min.; Ala.-Huntsville — 8 for 16 min. Attendance: 6,291.



Paul Sancier/NCAA Photos

Headed for home — Lynn Stewart (left) anchored St. Augustine's College to victory in the 1,600-meter relay at the NCAA Division II Men's Indoor Track Championships March 8-9 at the RCA Dome in Indianapolis. St. Augustine's finished second in the team competition behind Abilene Christian University, which has won the team title three of the last four years. See championships story, page 8.

Championships results

National Collegiate men's and women's rifle

TEAM RESULTS

1. West Va., 4,648 (smallbore-Trevor Gathman, Talmadge Wilkins, Matt Aquaro, Marcos Scrivner)—1,531 (air rifle-Aquaro, Kim Howe, Scrivner, Gathman)—6,179; 2. Air Force, 4,629 (Robin Orth, Erin Brewer, Matt Johnson, Dan Pempel)—1,539 (Orth, Pempel, Brewer, Bobbie Breyen)—6,168; 3. Kentucky, 4,618 (Mike Singer, Mike Boggs, Erik Anderson, Mary Elsass)—1,542 (Anderson, Elsass, Owen Blakemore, Nancy Napolski)—6,160; 4. Navy, 4,603 (Frank Okata, Harold Kim, Chris Robinson, Joe Johnson)—1,537 (Okata, Kim, Robinson, Johnson)—6,140; 5. Alas. Fairbanks, 4,599 (Richard Leach, April Blajeski, Oleg Seleznev, John Shook)—1,524 (Leach, Blajeski, Seleznev, Shook)—6,123; 6. Xavier (Ohio), 4,555 (Karyn Juziuk, Jason Parker, Andrea Lorenz, Karen Alexander)—1,549 (Parker, Juziuk, Ted Rozman, Lorenz)—6,104.

INDIVIDUAL RESULTS

Smallbore

1. Joe Johnson, Navy, 1,170; 2. Trevor Gathman, West Va., 1,169 (69 inner tens); 3. Mike Boggs, Kentucky, 1,169 (64); 4. Robin Orth, Air Force, 1,168; 5. Mary Elsass, Kentucky, 1,167; 6. Matt Johnson, Air Force, 1,162; 7. Matt Aquaro, West Va., 1,161; 8. Dan Pempel, Air Force, 1,158; 9. Erin Brewer, Air Force, 1,157; 10. Owen Blakemore, Kentucky, 1,155; 11. Raymond Hulsman, Canisius, 1,150.

Air rifle

1. Trevor Gathman, West Va., 394; 2. Bobbie Breyen, Air Force, 391; 3. Dan Pempel, Air Force, 390; 4. Marcos Scrivner, West Va., 388 (22 inner tens); 5. Jason Parker, Xavier (Ohio), 388 (20); 6. Karyn Juziuk, Xavier (Ohio), 387 (23); 7. Oleg Seleznev, Alas. Fairbanks, 387 (19); 8. Mary Elsass, Kentucky, 387 (18); 9. Joe Johnson, Navy, 386; 10. Nancy Napolski, Kentucky, 385 (18).

11. Robin Orth, Air Force, 385 (17); 12. Matt Aquaro, West Va., 382 (18); 13. Raymond Hulsman, Canisius, 382 (17); 14. John Shook, Alas. Fairbanks, 382 (16); 15. Kathy Schuneman, Jacksonville St., 379 (14); 16. April Blajeski, Alas. Fairbanks, 379 (13); 17. Ken Hicks, Murray St., 378 (18); 18. Courtney Hamilton, Air Force 378 (15).

National Collegiate men's and women's skiing

TEAM RESULTS

1. Utah, 719; 2. Denver, 635½; 3. Vermont, 615; 4. Colorado, 602½; 5. Western St., 505; 6. Middlebury, 450; 7. Alas. Anchorage, 435; 8. Dartmouth, 433; 9. New Mexico, 413; 10. New Hampshire, 317.

11. Northern Mich., 251; 12. Nevada, 206; 13. Williams, 158; 14. Bates, 130; 15. Wis.-Green Bay, 62; 16. Montana St., 49; 17. Alas. Fairbanks, 46; 18. St. Michael's, 42; 19. St. Olaf, 34; 20. Bowdoin, 29.

21. Massachusetts, 24; 22. Carleton, 14; 23. St. Lawrence, 8.

INDIVIDUAL RESULTS

Women's giant slalom

1. Jennifer Collins, Dartmouth, 1:48.59; 2. Caroline Gedde-Dahl, Colorado, 1:48.70; 3. Roberta Pergher, Denver, 1:48.89;

4. Katherine Davenport, Colorado, 1:49.07; 5. Christl Hager, Utah, 1:49.24; 6. Caroline Von Scheven, New Mexico, 1:49.58; 7. Tima Kavcic, Utah, 1:49.77; 8. Hedda Bernsten, Middlebury, 1:50.40; 9. Heather Munroe, Utah, 1:50.45; 10. Narcisca Sehovic, Denver, 1:50.48.

11. Wendy Scipione, Vermont, 1:51.28; 12. Aasa Lovell, New Mexico, 1:51.45; 13. Kirsten Rogers, Middlebury, 1:51.68; 14. Veronica Jansson, Wis.-Green Bay, 1:51.90; 15. Jessica DuVillard, Vermont, 1:52.67; 16. Andrea Bither, Middlebury, 1:53.58; 17. Laura Turner, Dartmouth, 1:53.97; 18. Erin Longfellow, Alas. Anchorage, 1:53.98; 19. Frazier Blair, Williams, 1:54.10; 20. Megan Brown, Vermont, 1:54.12.

21. Katey Maher-Nelson, Dartmouth, 1:54.42; 22. Nicole Hale, Nevada, 1:55.25; 23. Zuzana Razusova, Alas. Anchorage, 1:56.07; 24. Amy Blake, New Hampshire, 1:57.58; 25. Liz Watkins, Montana St., 1:57.60; 26. Jennifer Seed, Williams, 1:57.87; 27. Leah Muliero, Massachusetts, 1:58.48; 28. Andrea Hirsbrunner, Nevada, 1:58.82; 29. Vanessa Seed, Williams, 2:03.51; 30. Jennifer Cripps, New Hampshire, 2:25.66.

31. Susy Easterly, New Hampshire, 2:28.44; 32. Jessica Ochs, Colorado, 3:26:89; 33. Clair Challen, Wis.-Green Bay, 3:41.02; 34. Kajsja Haakansson, New Mexico, 3:50.59; 35. Renate Goetzendorf, Denver, 5:02.69.

Men's giant slalom

1. Andrew Hare, Utah, 1:41.49; 2. Alain Britt-Cote, Utah, 1:41.92; 3. Derek McClellan, Vermont, 1:42.18; 4. Casey Snyder, Colorado, 1:42.29; 5. J. P. Daigneault, Dartmouth, 1:42.51; 6. Rok Ster, Wis.-Green Bay, 1:42.89; 7. Bjarne Brattbakk, Vermont, 1:43.11; 8. Erik Roland, Denver, 1:43.13; 9. Nicolas Zoll, Alas. Anchorage, 1:43.39; 10. Ryan Webb, Colorado, 1:43.82.

11. Kyle O'Kelly, Alas. Anchorage, 1:44.25; 12. Janez Zivko, Wis.-Green Bay, 1:44.45; 13. Gregory Buchheister, Colorado, 1:44.71; 14. Joakim Marksten, Nevada, 1:45.12; 15. Giff Burnap, New Hampshire, 1:45.13; 16. Justin Yarmark, Williams, 1:45.23; 17. Jimmy Renstroem, New Mexico, 1:45.27; 18. Morten Kjerland, Alas. Anchorage, 1:45.46; 19. Mike Elvidge, Utah, 1:45.58; 20. Christian Chedel, 1:46.05.

21. Didier Boeckli, Denver, 1:46.09; 22. Mattias Erlandsson, New Mexico, 1:47.11; 23. Stephen Anderson, Middlebury, 1:47.60; 24. Kina Pickett, Bates, 1:47.66; 25. Graham Garber, Williams, 1:48.02; 26. Ben Robinson, Dartmouth, 1:48.35; 27. Benjamin Webster, Middlebury, 1:48.36; 28. Joakim Sten Ness- em, Nevada, 1:48.52; 29. Joshua Silver, Middlebury, 1:48.61; 30. Matt Regan, New Hampshire, 1:49.15.

31. Jay Griffin, Williams, 1:53.15; 32. Sean Clark, Bates, 1:58.36; 33. Atle Hovi, Denver, 2:05.42; 34. Andrew Martin, Dartmouth, 2:17.86; 35. Klaus Seiringer, New Mexico, 3:37.87.

Women's 5-kilometer freestyle

1. Lisbeth Johnsen, Denver, 16:01.4; 2. Cecilie Risvoll, Vermont, 16:14.8; 3. Kelly McCann, Colorado, 16:29.1; 4. Heidi Selenes, Utah, 16:31.5; 5. Ingvil Snofugl, Utah, 16:52.0; 6. Lina Borjes, New Mexico, 16:59.5; 7. Gina Lagueri, Western St., 17:05.9; 8. Kristina Anderson, Denver, 17:06.5; 9. Amy Crawford, Western St., 17:12.9; 10. Wendy Wagner, Western St., 17:18.3.

11. Jenny Fayette, Northern Mich., 17:19.3; 12. Casey Clifford, Middlebury, 17:19.4; 13. Leanne Luhte, Northern Mich., 17:21.0; 14. Katka Krissakova, Colorado, 17:24.8; 15. Stine Hellerud, Utah, 17:26.3; 16. Kelli Aldis, Alas. Fairbanks, 17:30.0; 17. Katie Gould, Bates, 17:32.6; 18. Sarah Walker, Vermont, 17:34.5; 19. Carolina Barthelson, Denver, 17:36.2; 20. Anne Tyso, Colorado, 17:38.2.

21. Hage Vethe, St. Michael's, 17:42.8; 22. Coreen Wood-

bury, New Hampshire, 17:45.5; 23. Lenka Tuckova, New Mexico, 17:46.0; 24. Doris Hausleitner, Alas. Anchorage, 17:47.5; 25. Barb Jones, Northern Mich., 17:55.8; 26. Eden Shullenberger, New Hampshire, 18:00.7; 27. Martina Frostad, Alas. Anchorage, 18:01.1; 28. June Rongmo, Vermont, 18:02.4; 29. Nicole Robbillard, Bowdoin, 18:10.3; 30. Abi Holt, Dartmouth, 18:10.7.

31. Amy Almquist, Nevada, 18:12.7; 32. Denali Kemppe, Dartmouth, 18:20.5; 33. Becky Irwin, Middlebury, 18:23.1; 34. Molly Enman, Middlebury, 18:26.4; 35. Jaime Mueller, Wis.-Green Bay, 18:32.1; 36. Kelly Schalk, Wis.-Green Bay, 18:49.0; 37. Emily Cartwright, New Hampshire, 18:50.8; 38. Jessica Smith, Dartmouth, 18:54.0; 39. Marianne Kvien, New Mexico, 18:54.4.

Men's 10-kilometer freestyle

1. Thorodd Bakken, Vermont, 28:02.5; 2. Tor Arne Haugen, Utah, 26:30.8; 3. Vidar Lofshus, Denver, 28:37.6; 4. Foster Whitworth, Northern Mich., 28:51.1; 5. Kurt Wulff, Utah, 28:54.0; 6. Tore Totland, Colorado, 28:55.7; 7. Cory Custer, Western St., 28:58.3; 8. Frode Lillefjell, Alas. Anchorage, 29:07.3; 9. Ondrej Valenta, Colorado, 29:13.3; 10. Sindra Bruok, Vermont, 29:29.2.

11. Dave Jareckie, Middlebury, 29:30.6; 12. Hans Renaa, Colorado, 29:33.7; 13. Matt Dudley, Western St., 29:34.7; 14. Paul Stone, Dartmouth, 29:36.5; 15. Asle Slettamoan, Utah, 29:39.2; 16. Dave Chamberlain, Bates, 29:41.1; 17. Justin Freeman, Bates, 29:50.1; 18. Marcus Ekholm, Denver, 29:50.4; 19. Cory Smith, Dartmouth, 29:54.2; 20. Aki Partanen, Vermont, 30:10.8.

21. Geir Skari, Denver, 30:11.2; 22. Addison Whitworth, Northern Mich., 30:11.4; 23. Ryan Brooks, Middlebury, 30:13.9; 24. Todd Montalbo, Alas. Anchorage, 30:23.4; 25. Chad Giese, St. Olaf, 30:24.0; 26. Tav Streit, Nevada, 30:31.7; 27. John Blandhoel, Alas. Anchorage, 30:35.8; 28. Eli Brown, Northern Mich., 30:36.2; 29. Orjan Skatt, New Mexico, 30:41.8; 30. Robel Teklemariam, New Hampshire, 30:48.4.

31. Jay Leach, Middlebury, 30:55.3; 32. Colter Leys, Dartmouth, 31:04.9; 33. Chad Anderson, Western St., 31:05.7; 34. Greg England, New Hampshire, 31:07.8; 35. Trygva Noreng, New Mexico, 31:08.9; 36. Colin MaHood, New Hampshire, 31:14.3; 37. Chad Tolbert, Wis.-Green Bay, 31:21.4; 38. Phil Bowen, Carleton, 31:41.4; 39. Drew Smith, St. Lawrence, 32:19.0.

Women's slalom

1. Roberta Pergher, Denver, 1:25.06; 2. Christl Hager, Utah, 1:25.81; 3. Narcisca Sehovic, Denver, 1:26.27; 4. Jennifer Collins, Dartmouth, 1:26.28; 5. Caroline Gedde-Dahl, Colorado, 1:27.19; 6. Liz Watkins, Montana St., 1:27.81; 7. Kirsten Rogers, Middlebury, 1:28.13; 8. Kajsja Haakansson, New Mexico, 1:28.29; 9. Tima Kavcic, Utah, 1:28.92; 10. Caroline Von Scheven, New Mexico, 1:28.98.

11. Nicole Hale, Nevada, 1:29.10; 12. Hedda Bernsten, Middlebury, 1:29.19; 13. Andrea Bither, Middlebury, 1:29.55; 14. Aasa Lovell, New Mexico, 1:29.73; 15. Jennifer Cripps, New Hampshire, 1:30.07; 16. Jessica Ochs, Colorado, 1:30.13; 17. Wendy Scipione, Vermont, 1:30.27; 18. Megan Brown, Vermont, 1:30.91; 19. Jennifer Seed, Williams, 1:31.62; 20. Erin Longfellow, Alas. Anchorage, 1:31.80.

21. Veronica Jansson, Wis.-Green Bay, 1:32.23; 22. Amy Blake, New Hampshire, 1:32.68; 23. Claire Challen, Wis.-Green Bay, 1:32.92; 24. Zuzana Razusova, Alas. Anchorage, 1:33.01; 25. Andrea Hirsbrunner, Nevada, 1:33.48; 26. Katherine Davenport, Colorado, 1:34.76; 27. Frazier Blair, Will-

iams, 1:35.09; 28. Heather Munroe, Utah, 1:35.65; 29. Leah Muliero, Massachusetts, 1:36.50; 30. Laura Turner, Dartmouth, 1:37.10.

31. Vanessa Seed, Williams, 1:37.25; 32. Susy Easterly, New Hampshire, 1:37.89; 33. Renate Goetzendorf, Denver, 1:51.47; 34. Jessica DuVillard, Vermont, 2:07.55; 35. Katey Maher-Nelson, Dartmouth, 3:05.60.

Men's slalom

1. Mattias Erlandsson, New Mexico, 1:37.31; 2. Jimmy Renstroem, New Mexico, 1:37.56; 3. Alain Britt-Cote, Utah, 1:38.29; 4. J. P. Daigneault, Dartmouth, 1:39.00; 5. Joakim Sten Ness- em, Nevada, 1:40.41; 6. Andrew Martin, Dartmouth, 1:40.88; 7. Benjamin Webster, Middlebury, 1:41.10; 8. Joakim Marksten, Nevada, 1:41.39; 9. Ryan Webb, Colorado, 1:41.49; 10. Matt Regan, New Hampshire, 1:41.57.

11. Joshua Silver, Middlebury, 1:42.13; 12. Mike Elvidge, Utah, 1:42.17; 13. Gregory Buchheister, Colorado, 1:42.84; 14. Atle Hovi, Denver, 1:42.90; 15. Didier Boeckli, Denver, 1:43.19; 16. Kyle O'Kelly, Alas. Anchorage, 1:43.20; 17. Bjarne Brattbakk, Vermont, 1:43.71; 18. Rok Ster, Wis.-Green Bay, 1:43.73; 19. Nicolas Zoll, Alas. Anchorage, 1:43.84; 20. Christian Chedel, Vermont, 1:44.65.

21. Morten Kjerland, Alas. Anchorage, 1:45.09; 22. Andrew Hare, Utah, 1:45.77; 23. Janez Zivko, Wis.-Green Bay, 1:45.99; 24. Ben Robinson, Dartmouth, 1:47.25; 25. Derek McClellan, Vermont, 1:56.95; 26. Klaus Seiringer, New Mexico, 2:00.22; 27. Erik Roland, Denver, 2:10.02; 28. Graham Garber, Williams, 2:14.17; 29. Kina Pickett, Bates, 2:25.58; 30. Stephen Anderson, Middlebury, 2:34.85.

31. Jay Griffin, Williams, 2:35.24; 32. Giff Burnap, New Hampshire, 2:41.24.

Women's 15-kilometer classical

1. Lisbeth Johnson, Denver, 49:48.7; 2. Heidi Selenes, Utah, 49:57.5; 3. Amy Crawford, Western St., 50:53.9; 4. Cecilie Risvoll, Vermont, 51:22.3; 5. Wendy Wagner, Western St., 51:28.2; 6. Gina Lagueri, Western St., 51:37.5; 7. Sarah Walker, Vermont, 51:58.8; 8. Emily Cartwright, New Hampshire, 52:14.0; 9. June Rongmo, Vermont, 52:39.9; 10. Casey Clifford, Middlebury, 52:55.5.

11. Carolina Barthelson, Denver, 53:00.8; 12. Coreen Woodbury, New Hampshire, 53:09.2; 13. Kelly Schalk, Wis.-Green Bay, 53:12.8; 14. Kelly McCann, Colorado, 53:27.4; 15. Doris Hausleitner, Alas. Anchorage, 53:35.9; 16. Kristina Anderson, Denver, 53:42.1; 17. Hege Vethe, St. Michael's, 53:48.2; 18. Kelli Aldis, Alas. Fairbanks, 54:01.0; 19. Jaime Mueller, Wis.-Green Bay, 54:14.8; 20. Stine Hellerud, Utah, 54:19.9.

21. Eden Shullenberger, New Hampshire, 54:24.2; 22. Nicole Robbillard, Bowdoin, 54:29.6; 23. Martina Frostad, Alas. Anchorage, 54:32.7; 24. Anne Tyso, Colorado, 54:37.4; 25. Leanne Luhta, Northern Mich., 54:55.2; 26. Lenka Tuckova, New Mexico, 55:00.9; 27. Jenny Fayette, Northern Mich., 55:01.7; 28. Denali Kemppe, Dartmouth, 55:07.5; 29. Ingvil Snofugl, Utah, 55:08.5; 30. Jessica Smith, Dartmouth, 55:21.1.

31. Barb Jones, Northern Mich., 55:25.1; 32. Abi Holt, Dartmouth, 55:31.1; 33. Becky Irwin, Middlebury, 55:43.9; 34. Katka Krissakova, Colorado, 56:09.4; 35. Katie Gould, Bates, 56:19.6; 36. Lina Borjes, New Mexico, 56:26.0; 37. Marianne Kvien, New Mexico, 56:29.7; 38. Molly Enman, Middlebury, 58:36.6; 39. Amy Almquist, Nevada, 59:16.3.

Men's 20-kilometer classical

1. Geir Skari, Denver, 1:02:26.2; 2. Vidar Lofshus, Denver, 1:02:27.4; 3. Thorodd Bakken, Vermont, 1:02:27.6; 4. Addison Whitworth, Northern Mich., 1:02:52.2; 5. Frode Lillefjell, Alas. Anchorage, 1:02:54.9; 6. Foster Whitworth, Northern Mich., 1:02:57.4; 7. Asle Slettamoan, Utah, 1:02:59.0; 8. Kurt Wulff, Utah, 1:03:13.3; 9. Hans Renaa, Colorado, 1:03:13.8; 10. Tor Arne Haugen, 1:03:22.6.

11. Aki Partanen, Vermont, 1:03:31.1; 12. Cory Custer, Western St., 1:03:40.0; 13. Tore Totland, Colorado, 1:03:44.1; 14. Trygve Noreng, New Mexico, 1:03:55.9; 15. Todd Montalbo, Alas. Anchorage, 1:04:00.9; 16. Cory Smith, Dartmouth, 1:04:14.0; 17. Chad Anderson, Western St., 1:04:15.1; 18. John Blandhoel, Alas. Anchorage, 1:04:18.5; 19. Dave Jareckie, Middlebury, 1:04:19.0; 20. Marcus Ekholm, Denver, 1:04:33.9.

21. Chad Giese, St. Olaf, 1:04:49.0; 22. Colter Lays, Dartmouth, 1:05:08.2; 23. Matt Dudley, Western St., 1:05:33.9; 24. Dave Chamberlain, Bates, 1:05:34.2; 25. Sindra Bruok, Vermont, 1:05:43.0; 26. Ondrej Valenta, Colorado, 1:05:43.5; 27. Paul Stone, Dartmouth, 1:05:53.2; 28. Phil Bowen, Carleton, 1:05:56.9; 29. Eli Brown, Northern Mich., 1:06:19.0; 30. Robel Teklemariam, New Hampshire, 1:06:23.3.

31. Jay Leach, Middlebury, 1:06:49.5; 32. Colin MaHood, New Hampshire, 1:07:14.5; 33. Drew Smith, St. Lawrence, 1:07:25.2; 34. Greg England, New Hampshire, 1:07:54.6; 35. Orjan Skatt, New Mexico, 1:08:46.6; 36. Justin Freeman, Bates, 1:09:02.3; 37. Tav Streit, Nevada, 1:10:16.5; 38. Chad Tolbert, Wis.-Green Bay, 1:13:37.8.

Division I men's indoor track

TEAM RESULTS

1. George Mason, 39; 2. Nebraska, 31½; 3. Arkansas, 29; 4. (tie) Baylor and UTEP, 24; 6. Houston, 23½; 7. (tie) Kentucky and Oklahoma, 22; 9. (tie) LSU and UCLA, 19½.

11. Tennessee, 18; 12. Wisconsin, 17; 13. Wichita St., 16; 14. (tie) Alabama and Texas, 14; 16. Boston College, 13; 17. Southwestern La., 12½; 18. (tie) Illinois, Md.-Balt. County, North Caro., Oklahoma St. and Texas A&M, 12.

23. (tie) McNeese St. and Wyoming, 10; 25. (tie) Arizona, Auburn, Georgetown, Ohio St. and Rice, 9; 30. Stephen F. Austin, 8½.

31. (tie) Florida, Kansas St., Iowa St. and Michigan, 8; 35. Northern Ariz., 7; 36. Indiana and Western Mich., 6; 38. Northwestern St., 5½; 39. (tie) Air Force, Eastern Mich., Miami (Fla.), Northeast La., South Caro. and Texas Christian, 5.



Jennifer Logan/NCAA Photos

Trevor Gathman of West Virginia University won the individual air rifle competition at the National Collegiate Men's and Women's Rifle Championships with a score of 394, and also helped the Mountaineers grab the team title.

See Championships results, page 12 ▶

Championships results

► Continued from page 11

45. (tie) Arizona St., Georgia Tech, Michigan St. and Northern Iowa, 4; 50. (tie) Colorado St., Indiana St., Princeton and Texas-Arlington, 3.

54. Fresno St., 2½; 55. (tie) Illinois St., Middle Tenn. St. and Southwest Tex. St., 2; 58. Providence, 1.

INDIVIDUAL RESULTS

55-meter dash—1. Tim Harden, Kentucky, 6.06; 2. Obadele Thompson, UTEP, 6.08; 3. David Bobb, Md.-Balt. County, 6.18; 4. Thaddeus Shannon, Texas A&M, 6.21; 5. Curtis Johnson, North Caro., 6.23; 6. Tony McCall, North Caro., 6.23.

200-meter dash—1. Obadele Thompson, UTEP, 20.36 (meet record; old record 20.59, Michael Johnson, Baylor, 1989); 2. Rohsaan Griffin, LSU, 20.69; 3. David Bobb, Md.-Balt. County, 20.85; 4. Brashant Carter, Texas Christian, 20.88; 5. Brad Fields, Michigan St., 21.17; 6. Elson Cawley, Texas-Arlington, 21.36; 7. Christian Nsiah, Middle Tenn. St., 21.45; Alvis Whitted, North Caro. St., disqualified.

400-meter dash—1. Greg Haughton, George Mason, 45.87; 2. Marlon Ramsey, Baylor, 45.96; 3. Roxbert Martin, Oklahoma, 46.02; 4. Davian Clarke, Miami (Fla.), 46.17; 5. Danny McFarlane, Oklahoma, 46.18; 6. Arnold Payne, Kentucky, 46.76; 7. Milton Campbell, North Caro., 47.41; James Davis, Colorado, disqualified.

800-meter run—1. Einaris Tupuritis, Wichita St., 1:45.80 (meet record; old record 1:46.19, George Kersh, Mississippi, 1991); 2. Alex Morgan, George Mason, 1:46.70; 3. Brian Klein, Rice, 1:47.09; 4. Jeremy Stallings, Florida, 1:48.06; 5. Joey Woody, Northern Iowa, 1:48.31; 6. Bryan Woodard, Georgetown, 1:48.92; 7. Michael Schroer, Georgetown, 1:49.04; 8. Miklos Arpas, George Mason, 1:49.68.

3,000-meter run—1. Ryan Wilson, Arkansas, 7:51.66; 2. Robert Gary, Ohio St., 7:52.63; 3. Jon Wild, Oklahoma St., 7:53.10; 4. Eric Mack, Air Force, 7:56.56; 5. Bob Keino, Arizona, 7:56.78; 6. Dmitry Drozdov, Iowa St., 7:57.64; 7. Tony Cooney, Tennessee, 8:00.92; 8. David Healy, Providence, 8:04.10.

5,000-meter run—1. Jason Casiano, Wisconsin, 13:50.08; 2. Godfrey Siamusiye, 13:50.49; 3. Patrick Kiptum, Oklahoma St., 13:52.10; 4. Stewart Ellington, Tennessee, 13:55.71; 5. James Menon, Wisconsin, 13:56.58; 6. Vadim Nemed, Kentucky, 13:59.97; 7. Conor Holt, Oklahoma, 14:03.48; 8. Timothy Martin, Northern Ariz., 14:07.24.

1-mile run—1. Julius Achon, George Mason, 4:02.83; 2. Jonah Kiptarus, Nebraska, 4:03.59; 3. Jama Bile, Northern Ariz., 4:03.77; 4. Corey Ihmels, Iowa St., 4:04.03; 5. Andy Downin, Georgetown, 4:04.32; 6. Dave Sobolik, Colorado St., 4:04.49; 7. Sammy Unberhagen, Southwest Tex. St., 4:06.20; 8. Donnell Johnson, Florida, 4:12.39.

55-meter hurdles—1. Darius Pemberton, Houston, 7.14; 2. Jeff Jackson, Baylor, 7.18; 3. Victor Houston, Auburn, 7.19; 4. Frank Mensah, Nebraska, 7.25; 5. Willie Hibler, Nebraska, 7.29; 6. Marcus Stokes, North Caro., 7.31; 7. Derek Spears, Texas, 7.50; Terry Blackshire, Oklahoma, disqualified.

1,600-meter relay—1. Oklahoma (Roxbert Martin, Ryan Kite, Justin Chapman, Danny McFarlane), 3:04.46 (meet record; old record 3:04.89, Baylor (Daniel Fredericks, Ethridge Green, Deon Minor, Corey Williams), 1992); 2. Baylor, 3:05.24; 3. Kentucky, 3:07.47; 4. Texas A&M, 3:08.14; 5. George Mason, 3:08.36; 6. Rice, 3:08.79; 7. LSU, 3:09.78; 8. Ohio St., 3:09.86.

Distance medley relay—1. Nebraska (Miklos Roth, Alex Lamme, Jonah Kiptarus, Balazs Tolgyesi), 9:32.13; 2. Michigan, 9:32.28; 3. Eastern Mich., 9:38.77; 4. Illinois, 9:41.25; 5. Wisconsin, 9:43.22; 6. Florida, 9:43.67; 7. Tennessee, 9:44.39; 8. Arkansas, 9:52.43.

High jump—1. Michael Roberson, McNeese St., 2.26 (7-5); 2. Itai Margalit, Kansas St., 2.23 (7-3¼); 3. (tie) Terrance Bean, Northwest La., and Chris Olsson-O'Neil, Stephen F. Austin, 2.23 (7-3¼); 5. Dillon Phelps, Georgia, 2.20 (7-2½); 6. (tie) Moses Kearney, Fresno St., and Shane Lavy, Nebraska, 2.20 (7-2½); 8. Shannon King, Arkansas, 2.17 (7-1½).

Pole vault—1. Lawrence Johnson, Tennessee, 5.65 (18-6¾); 2. Daren McDonough, Illinois, 5.55 (18-2½); 3. Ryan Barkdull, Wichita St., 5.45 (17-10¾); 4. (tie) Lon Badaeux, Southwest La., and Nathan Labus, Houston, 5.30 (17-4¾); 6. Tony Mescall, Indiana St., 5.30 (17-4¾); 7. (tie) Derrick Prentice, LSU, and Scott Slover, UCLA, 5.30 (17-4¾).

Long jump—1. Andrew Owusu, Alabama, 7.90 (25-11); 2. Mike Aldridge, LSU, 7.87 (25-10); 3. Richard Duncan, Texas, 7.86 (25-9¾); 4. Darius Pemberton, Houston, 7.81 (25-7¾); 5. Eric Bowers, Georgia Tech, 7.70 (25-3¾); 6. Ugwanna Ikpeowo, Princeton, 7.61 (24-11¼); 7. Robert Thomas, Nebraska, 7.60 (24-11¼); 8. Sheddric Fields, Houston, 7.49 (24-7).

Triple jump—1. Robert Howard, Arkansas, 16.73 (54-10¾); 2. Ndabe Mdlhlongwa, Southwestern La., 16.59 (54-5¼); 3. Richard Duncan, Texas, 16.27 (53-4¼); 4. Nat Sowell, Northeast La., 16.24 (53-3¾); 5. Andrew Owusu, Alabama, 16.20 (53-1¾); 6. Rodney Black, Stephen F. Austin, 16.11 (52-10¾); 7. Kendrick Smith, Texas A&M, 15.92 (52-2¾); 8. Andre Scott, Auburn, 15.89 (52-1¾).

Shot put—1. Jonathan Ogden, UCLA, 19.42 (63-8¾); 2. Mark Parlin, UCLA, 18.84 (61-9¾); 3. Burger Lambrecht, Western Mich., 18.83 (61-9¾); 4. Chima Ugwu, Arizona, 18.67 (61-3); 5. Nathan Davis, Indiana, 18.45 (60-6¾); 6. John Davis, Houston, 18.43 (60-5¾); 7. Brett Sullivan, Indiana, 18.33 (60-1¾); 8. Brad Snyder, South Caro., 18.04 (59-2¾).

35-pound weight throw—1. Ryan Butler, Wyoming, 21.68 (71-1¼); 2. Mark McGehearty, Boston College, 20.95 (68-9); 3. Harri Vahavihu, UTEP, 20.73 (68-0¼); 4. Sean McGehearty, Boston College, 20.57 (67-6); 5. Mika Laiho, Arizona St., 20.27 (66-6); 6. Kevin Mannon, South Caro., 20.05 (65-9¾); 7. Cedric Chapman, Illinois St., 20.04 (65-9); 8. John Stoikos, South Caro., 19.78 (64-10¼).

Division I women's indoor track

TEAM RESULTS

1. LSU, 52; 2. Georgia, 34; 3. Texas, 31; 4. (tie) Florida and



Valeyta Althouse of the University of California, Los Angeles, won the shot put at the NCAA Division I Women's Indoor Track Championships with a throw of 57-11.

Nebraska, 28; 6. Illinois, 27½; 7. (tie) Georgetown and UCLA, 22; 9. Wisconsin, 20; 10. (tie) North Caro., South Caro. and Villanova, 19.

13. (tie) Oregon and Pittsburgh, 18; 15. (tie) Auburn, Brigham Young and Kansas, 16; 18. Providence, 13; 19. George Mason, 12; 20. Florida St., 10.

21. Southern Methodist, 9; 22. (tie) Arkansas, Ark.-Little Rock, Dartmouth, Purdue and Vanderbilt, 8; 27. (tie) Colorado and Stanford, 7; 29. Ala.-Birmingham, 6; 30. (tie) Penn St. and Syracuse, 5.

32. Kansas St., 4½; 33. (tie) Arizona, Clemson, Coppin St., Michigan, Northeastern, Princeton, Texas A&M and West Va., 4.

41. (tie) Arizona St., Fresno St., Georgia Tech, Miami (Fla.), Michigan St. and Texas-San Antonio, 3; 47. (tie) Baylor, Florida Int'l, Kentucky and North Caro. St., 2.

51. (tie) Cal St. Northridge, Cornell and Maryland, 1.

INDIVIDUAL RESULTS

55-meter dash—1. D'Andre Hill, LSU, 6.69; 2. Debbie Ferguson, Georgia, 6.77; 3. Benita Kelley, Illinois, 6.79; 4. Kisha Jett, Florida, 6.83; 5. Kwajalein Butler, LSU, 6.83; 6. Sabrina Kelly, Texas, 6.86; 7. Passion Richardson, Kentucky, 6.92; 8. Angee Henry, Nebraska, 7.02.

200-meter dash—1. Debbie Ferguson, Georgia, 23.17; 2. D'Andre Hill, LSU, 23.24; 3. Kisha Jett, Florida, 23.48; 4. Nanceen Perry, Texas, 23.49; 5. Treshell Mayo, Clemson, 23.50; 6. Chandra Burns, Michigan St., 23.56; 7. Sheila Powell, LSU, 23.68; 8. Vonetta Jeffrey, Ala.-Birmingham, 23.93.

400-meter dash—1. Monique Hennagan, North Caro., 52.57; 2. Ryan Tolbert, Vanderbilt, 52.75; 3. Suziann Reid, Texas, 53.07; 4. Gudrun Arndottir, Georgia, 53.35; 5. Ebony Robinson, Florida, 53.39; 6. Toya Brown, Texas, 53.78; 7. Jennifer Jordan, Baylor, 54.06; 8. Eusheka Bartley, Auburn, 54.60.

800-meter run—1. Kristi Kloster, Kansas, 2:04.91; 2. Dawn Williams, Ark.-Little Rock, 2:04.91; 3. Julian Reynolds, Georgetown, 2:06.33; 4. Krestena Sullivan, Villanova, 2:06.62; 5. Twana Allen, Coppin St., 2:06.74; 6. Hazel Clark, Florida, 2:08.29; 7. Erica Shepard, Florida St., 2:08.41; 8. Becky Dennison, Cornell, 2:09.25.

3,000-meter run—1. Melody Fairchild, Oregon, 9:07.25; 2. Milena Glusac, Oregon, 9:13.31; 3. Natalie Raveling, Colorado, 9:13.43; 4. Janeth Alder, Brigham Young, 9:13.68; 5. Courtney Babcock, Michigan, 9:13.84; 6. Maribel Sanchez, Dartmouth, 9:14.90; 7. Moira Harrington, Providence, 9:26.03; 8. Shayne Wille, Colorado, 9:26.38.

5,000-meter run—1. Marie McMahon, Providence, 15:42.71; 2. Kathy Butler, Wisconsin, 15:51.91; 3. Jen Rhines, Villanova, 16:00.39; 4. Rachel Sauder, Auburn, 16:11.70; 5. Viola Schaffer, Arizona, 16:13.30; 6. Mary Cobb, Stanford,

16:13.57; 7. Angie Kujak, Wisconsin, 16:14.12; 8. Katie Swords, Southern Methodist, 16:15.56.

1-mile run—1. Joline Staeheli, Georgetown, 4:36.96; 2. Trine Pilskog, Arkansas, 4:38.58; 3. Janet Trujillo, Auburn, 4:41.84; 4. Kristin Manwaring, Dartmouth, 4:41.89; 5. Melissa Swartz, Kansas, 4:45.02; 6. Beth Mallory, Georgia Tech, 4:45.17; 7. Becki Wells, Florida, 4:46.02; 8. Kerrie Bowes, Maryland, 4:46.80.

55-meter hurdles—1. Kim Carson, LSU, 7.44; 2. Tonya Williams, Illinois, 7.62; 3. Dawn Riley, Illinois, 7.62; 4. LaTasha Colander, North Caro., 7.63; 5. Nicole Harrison, Princeton, 7.63; 6. Patriona Allen, Miami (Fla.), 7.69; 7. Gudrun Arndottir, Georgia, 7.71; 8. Anjanette Kirkland, Texas A&M, 7.72.

1,600-meter relay—1. LSU (LaTarsha Stroman, Astia Walker, Charlene Mauseled, Sheila Powell), 3:32.53; 2. Florida St., 3:33.59; 3. Texas, 3:36.23; 4. Florida, 3:36.66; 5. George Mason, 3:37.37; 6. Texas A&M, 3:37.61; 7. North Caro., 3:38.34; 8. Nebraska, 3:40.92.

Distance medley relay—1. Wisconsin (Markesha McWilliams, Jenni Westphal, Janet Westphal, Kathy Butler), 11:08.91; 2. Villanova, 11:17.88; 3. Georgetown, 11:20.93; 4. Penn St., 11:21.69; 5. Stanford, 11:21.95; 6. Florida, 11:29.14; 7. Kansas, 11:34.00; 8. Providence, 11:34.34.

High jump—1. Najuma Fletcher, Pittsburgh, 1.85 (6-0¾); 2. Corissa Yasen, Purdue, 1.85 (6-0¾); 3. Amy Acuff, UCLA, 1.85 (6-0¾); 4. (tie) Wanita Dykstra, Kansas St., and Nora Weber, Illinois, 1.82 (5-11¼); 6. Fiona Daly, Arizona St., 1.82 (5-11¼); 7. Quicha Floyd, North Caro. St., 1.79 (5-10¾); 8. Kim Jones, North Caro., 1.79 (5-10¾).

Long jump—1. Angee Henry, Nebraska, 6.38 (20-11¼); 2. Nicole Devonish, Texas, 6.36 (20-10¾); 3. Hitomi Takamatsu, George Mason, 6.28 (20-7¼); 4. Vonetta Jeffrey, Ala.-Birmingham, 6.26 (20-6¾); 5. Pat Itanyi, West Va., 6.22 (20-5); 6. Tameka Roberts, Texas-San Antonio, 6.20 (20-4¼); 7. Trecia Smith, Pittsburgh, 6.17 (20-3); 8. Najuma Fletcher, Pittsburgh, 6.11 (20-0¾).

Triple jump—1. Nicola Martial, Nebraska, 13.62 (44-8¾); 2. Suzette Lee, LSU, 13.61 (44-8); 3. Icolyn Kelly, Georgia, 13.42 (44-0¾); 4. Najuma Fletcher, Pittsburgh, 13.32 (43-8¾); 5. Colleen Gillies, Auburn, 13.15 (43-1¾); 6. Monica Cabbler, Georgia, 13.14 (43-1¾); 7. Shonda Swift, Florida Int'l, 13.06 (42-10 ¼); 8. Nicole Gamble, North Caro., 12.99 (42-7¾).

Shot put—1. Valeyta Althouse, UCLA, 17.65 (57-11); 2. Teri Steer, Southern Methodist, 17.18 (56-4¾); 3. Nada Kawar, UCLA, 16.78 (55-0¾); 4. Amy Christiansen, Brigham Young, 16.75 (54-11¼); 5. Tressa Thompson, Nebraska, 16.64 (54-7¼); 6. Collinus Newsome, Illinois, 15.76 (51-8¾); 7. Paulette Mitchell, Nebraska, 15.71 (51-6¾); 8. Lisa Misipeka, South Caro., 15.33 (50-3¾).

20-pound weight throw—1. Dawn Ellerbe, South Caro.,

20.68 (67-10¼); 2. Lisa Misipeka, South Caro., 18.98 (62-3¼); 3. Amy Christiansen, Brigham Young, 18.88 (61-11¼); 4. Kim Johnson, Syracuse, 18.47 (60-7¼); 5. Theresa Findlay, Northeastern, 18.47 (60-7¼); 6. Staci Darden, Fresno St., 18.44 (60-6); 7. Tamika Powell, George Mason, 18.21 (59-9); 8. Beth Burton, Cal St. Northridge, 18.08 (59-4).

Division II men's indoor track

TEAM RESULTS

1. Abilene Christian, 86½; 2. St. Augustine's, 46½; 3. Cal St. Los Angeles, 36; 4. Central Mo. St., 34½; 5. Lewis, 22; 6. New York Tech, 14; 7. (tie) North Dak. St., Pittsburg St., St. Cloud St. and Western St., 12.

11. (tie) Ashland, Morningside, Northeast Mo. St., Southern Conn. St. and Wayne St. (Neb.), 10; 16. Indianapolis, 8; 17. Lincoln (Mo.), 7; 18. South Dak., 6½; 19. (tie) Cal St. Bakersfield, Emporia St. and Millersville, 6.

22. Mankato St., 5; 23. (tie) Adams St., Keene St. and Mo. Southern St., 4; 26. (tie) Augustana (S.D.), Neb.-Kearney and South Dak. St., 2; 29. (tie) Chadron St., East Stroudsburg and New Haven, 1.

INDIVIDUAL RESULTS

55-meter dash—1. LaMart Cooper, Wayne St. (Neb.), 6.30; 2. Elgin Gordon, St. Augustine's, 6.32; 3. Dontra Boykins, Abilene Christian, 6.33; 4. Greg Smith, Western St., 6.36; 5. Gerald Mack, Millersville, 6.39; 6. Reggie Patterson, Mankato St., 6.39.

400-meter dash—1. Lenval Laird, New York Tech, 47.47; 2. Dinsdale Morgan, Pittsburg St., 47.54; 3. Duane Hill, Lincoln (Mo.), 47.87; 4. Lionel McPhaul, South Dak., 48.03; 5. Ryan Scott, Mankato St., 48.07; 6. Lynn Stewart, St. Augustine's, 48.13.

800-meter run—1. Manuel Joseph, Lewis, 1:49.62; 2. Chris Scott, St. Augustine's, 1:50.25; 3. Ivars Baikovs, Lewis, 1:51.30; 4. Paul Baker, Mo. Southern St., 1:51.83; 5. Tom Dow, Augustana (S.D.), 1:52.16; 6. Mark Grey, Lincoln (Mo.), 1:52.22.

5,000-meter run—1. Thomas Korir, Abilene Christian, 14:20.84; 2. Falody Moonga, Abilene Christian, 14:26.27; 3. Hamish Smith, Western St., 14:27.83; 4. Jeff Sullivan, Keene St., 14:34.26; 5. Joey Keillor, Mankato St., 14:36.23; 6. Mirek Bieniecki, Lewis, 14:43.75.

1-mile run—1. Alexandr Alexin, Central Mo. St., 4:05.16; 2. Musa Gwanzura, Abilene Christian, 4:05.99; 3. Thomas Korir, Abilene Christian, 4:06.38; 4. David Locker, Lewis, 4:07.76; 5. Phillip Spratley, Western St., 4:07.87; 6. Joseph King, St. Augustine's, 4:07.98.

55-meter hurdles—1. Ray Banner, Cal St. Los Angeles, 7.38; 2. Rory Norris, St. Augustine's, 7.40; 3. Trafton Rodgers, Abilene Christian, 7.47; 4. James McCarty, Pittsburg St., 7.47; 5. Stephen Gittens, Adams St., 7.49; 6. Marcus Walton, New Haven, 7.50.

1,600-meter relay—1. St. Augustine's (Chris Scott, Otis Scott, Elgin Gordon, Lynn Stewart), 3:11.61; 2. Abilene Christian, 3:13.17; 3. Cal St., Bakersfield, 3:15.22; 4. New York Tech, 3:17.64; 5. Adams St., 3:18.39; 6. Lewis, 3:19.07.

High jump—1. Sean Mahon, Southern Conn. St., 2.11 (6-11); 2. Joe Seifert, St. Cloud St., 2.11 (6-11); 3. Theodore Williams, St. Augustine's, 2.08 (6-9¼); 4. Kurt Potocki, Millersville, 2.08 (6-9¼); 5. Josh Long, Neb.-Kearney, 2.03 (6-8); 6. (tie) Dayton Watson, St. Augustine's; Stephen Moore, Abilene Christian; and Jeff Sander, Central Mo. St., 2.03 (6-8).

Pole vault—1. Ryan McGlynn, North Dak. St., 5.30 (17-4¼); 2. Jason Pearce, Abilene Christian, 5.20 (17-0¾); 3. Roman Botcharnikov, Central Mo. St., 5.20 (17-0¾); 4. Dustin DeRosier, St. Cloud St., 5.10 (16-8¾); 5. Lynn Oleson, South Dak. St., 5.00 (16-4 ¾); 6. (tie) Sam Patton, Abilene Christian, and Derek Miles, South Dak., 4.90 (16-0 ¾).

Long jump—1. Sean Robbins, Ashland, 7.54 (24-9); 2. Kevin Dilworth, Abilene Christian, 7.34 (24-1); 3. Darrell Sears, Central Mo. St., 7.25 (23-9¾); 4. Jonathan Jordan, Cal St. Los Angeles, 7.22 (23-8¾); 5. Jon Coyle, Northeast Mo. St., 7.01 (23-0); 6. Rob Stone, East Stroudsburg, 6.89 (22-7¼).

Triple jump—1. Jonathan Jordan, Cal St. Los Angeles, 16.12 (52-10¾) [meet record; old record 15.99 (52-5¼), Keith Holley, St. Augustine's, 1991]; 2. Shawn Weber, Northeast Mo. St., 15.70 (51-6¾); 3. Darrell Sears, Central Mo. St., 15.36 (50-4¼); 4. Harvey Kendall, St. Augustine's, 15.03 (49-3¾); 5. Chase Andersen, South Dak., 14.82 (48-7¾); 6. James Robinson, Central Mo. St., 14.73 (48-4).

Shot put—1. Tambi Wenj, Cal St. Los Angeles, 18.58 (60-11¼) [meet record; old record 18.26 (59-11)], Marc McFadden, Lincoln (Mo.), 19.87; 2. Glenn Griffin, Abilene Christian, 18.37 (60-3¼); 3. Jason Stuke, Emporia St., 17.86 (58-7¾); 4. Luke Hurst, Abilene Christian, 16.99 (55-9); 5. Landusky Hertz, North Dak. St., 16.76 (55-0); 6. Aaron Thurman, Central Mo. St., 16.49 (54-1¾).

35-pound weight throw—1. John McEwen, Morningside, 18.92 (62-1) [meet record; old record 59-7¼, Ken Blanchard, Southern Conn. St., 1985]; 2. Brian Evans, Indianapolis, 18.69 (61-4); 3. Glenn Griffin, Abilene Christian, 17.94 (58-10¼); 4. Aaron Thurman, Central Mo. St., 17.10 (56-1¼); 5. Tambi Wenj, Cal St. Los Angeles, 16.94 (55-7); 6. Doug Lytle, Chadron St., 16.60 (54-5¾).

Division II women's indoor track

TEAM RESULTS

1. Abilene Christian, 68; 2. St. Augustine's, 40; 3. Western St., 26; 4. (tie) North Dak. St. and UC Davis, 22; 6. Cal St. Los Angeles, 20; 7. Lewis, 18; 8. Pittsburg St., 15; 9. (tie) Air Force and Ashland, 14.

11. North Fla., 12; 12. Lincoln (Mo.), 10; 13. (tie) Central Mo. St., Emporia St., Neb.-Omaha and Saginaw Valley, 9; 17. Kutztown, 8; 18. Cal St. Bakersfield, 7; 19. (tie) Adams St., Mankato St., N.C. Central, South Dak. St. and Virginia St., 6.

24. Morris Brown, 4; 25. (tie) Millersville and North Dak.,

See Championships results, page 13 ►

Championships results

► Continued from page 12

2; 27. South Dak., 1; 28. (tie) Augustana (S.D.) and Ferris St., 1/2.

INDIVIDUAL RESULTS

55-meter dash—1. Mary Tombiri, Abilene Christian, 6.90; 2. Amara Ezem, Abilene Christian, 7.04; 3. Elisha Marshall, N.C. Central, 7.06; 4. Joyann Eli, St. Augustine's, 7.09; 5. Juel Turner, St. Augustine's, 7.15; 6. Melanie Lewis, Pittsburg St., 7.16.

400-meter dash—1. Lorraine Graham, Lincoln (Mo.), 53.92; 2. Carrie Butler, Neb.-Omaha, 54.60; 3. Prisca Phillips, St. Augustine's, 54.79; 4. Le'itia Parsons, North Fla., 55.47; 5. Katina Sommers, Abilene Christian, 55.52; 6. Magali Schneider, Emporia St., 55.70.

800-meter run—1. Malgorzata Biela, Lewis, 2:09.01 (meet record; old record 2:10.00, Carol Womack, Navy, 1987); 2. Elva Dryer, Western St., 2:09.79; 3. Suzy Jones, UC Davis, 2:10.78; 4. Mary Gill, North Dak. St., 2:11.20; 5. Jennifer Fisher, St. Augustine's, 2:12.37; 6. Karen Vann, Abilene Christian, 2:12.61.

5,000-meter run—1. Casi Florida, Abilene Christian, 16:28.50; 2. Kim Pawelek, North Fla., 16:42.27; 3. Martha Pinto, Cal St. Los Angeles, 16:44.45; 4. Kim Bugg, Adams St., 16:48.16; 5. Kim Olund, North Dak., 16:49.70; 6. Esther Tillman, Adams St., 16:56.86.

Mile run—1. Suzy Jones, UC Davis, 4:38.06; 2. Elva Dryer, Western St., 4:39.41; 3. Jennifer Peck, Mankato St., 4:45.46; 4. Karen Vann, Abilene Christian, 4:50.20; 5. Dolly Patel, Air Force, 4:51.68; 6. Janelle Olson, Adams St., 4:52.45.

55-meter hurdles—1. Delloreen Ennis, Abilene Christian, 7.84; 2. Andrea Giscombe, St. Augustine's, 7.86; 3. Tiffany Anglin, Virginia St., 8.07; 4. Tonja McCall, Morris Brown, 8.20; 5. Karen Constable, St. Augustine's, 8.24; 6. Casi McFarland, South Dak., 8.35.

1,600-meter relay—1. St. Augustine's (Andrea Giscombe, Joyann Eli, Karen Constable, Prisca Phillips), 3:43.19 (meet record; old record 3:43.45, Abilene Christian, 1995); 2. Abilene Christian, 3:46.71; 3. Cal St. Bakersfield, 3:46.74; 4. Emporia St., 3:47.38; 5. North Dak. St., 3:47.93; 6. Neb.-Omaha, 3:54.39.

High jump—1. Andrea Jeseritz, North Dak. St., 1.73 (5-8); 2. Jennifer Petykowski, Air Force, 1.70 (5-7); 3. Amanda Brannan, Central Mo. St., 1.65 (5-5); 4. Kristi Lowenthal, Air Force, 1.65 (5-5); 5. Necie Flye, Abilene Christian, 1.65 (5-5); 6. (tie) Debbie Volkers, Augustana (S.D.), and Trisha Sustarich, Ferris St., 1.60 (5-3).

Long jump—1. Melanie Lewis, Pittsburg St., 5.81 (19-0 1/2); 2. Josette Hobbs, Lewis, 5.79 (19-0); 3. Andrea Giscombe, St. Augustine's, 5.69 (18-8); 4. Lindsay Welsh, Abilene Christian, 5.67 (18-7 1/2); 5. Stacy Clark, Central Mo. St., 5.61 (18-5); 6. Stacey Thompson, Cal St. Bakersfield, 5.57 (18-3 1/2).

Triple jump—1. Ermalinda Shehu, Western St., 12.30 (40-4 1/2); 2. Lindsay Welsh, Abilene Christian, 12.01 (39-5); 3. Tammy Graham, UC Davis, 11.99 (39-4); 4. Melanie Lewis, Pittsburg St., 11.91 (39-1); 5. Keli Caldwell, Millersville, 11.75 (38-6 1/2); 6. Khalilah Childress, Central Mo. St., 11.72 (38-5 1/2).

Shot put—1. Petra Juraskova, Cal St. Los Angeles, 15.14 (49-8 1/2); 2. Andrea Kieser, Saginaw Valley, 14.74 (48-4 1/2); 3. Londa Vander Wal, South Dak. St., 14.51 (47-7 1/2); 4. Laura Rand, Emporia St., 14.46 (47-5 1/2); 5. Dusty Cover, Ashland, 14.42 (47-3 1/2); 6. Ranesa Crawford, Abilene Christian, 13.89 (45-7).

20-pound weight throw—1. Becky Ball, Ashland, 16.72 (54-10 1/2); 2. Deidre Rhodes, Kutztown, 16.55 (54-3 1/2); 3. Vicki Poehler, North Dak. St., 16.22 (53-2 1/2); 4. LaVera Clark, Cal St. Los Angeles, 16.12 (52-10 1/2); 5. Dusty Cover, Ashland, 15.67 (51-5); 6. Andrea Kieser, Saginaw Valley, 15.65 (51-4 1/2).

Division III men's indoor track

TEAM RESULTS

1. Lincoln (Pa.), 58; 2. Mount Union, 42; 3. Williams, 32; 4. Wis.-La Crosse, 28; 5. Neb. Wesleyan, 22; 6. (tie) Concordia-Mhead and Wis.-Stout, 18; 8. (tie) Haverford and North Central, 16; 10. (tie) Augustana (Ill.), Bowdoin and Loras, 14.

13. (tie) Tufts and Wis.-Platteville, 12; 15. Wis.-Eau Claire, 10; 16. (tie) Amherst, Coast Guard, Luther and Methodist, 8; 20. (tie) Binghamton, Case Reserve, Emory and Hunter, 6.

24. (tie) Rensselaer and Wartburg, 4; 26. Upper Iowa, 3; 27. (tie) St. Lawrence, Springfield and Wis.-Stevens Point, 2; 30. (tie) Gettysburg, Gust. Adolphus, Monmouth (Ill.) and Wis.-Oshkosh, 1.

INDIVIDUAL RESULTS

55-meter dash—1. Don Waldron, Lincoln (Pa.), 6.37; 2. Hamilton Cuthrell, Methodist, 6.44; 3. Kevin Coy, Loras, 6.47; 4. Krishaun Gilmore, Rensselaer, 6.47; 5. Chip Tancel, Wis.-La Crosse, 6.53; 6. Marvin McShan, Upper Iowa, 6.54.

400-meter dash—1. Terry Anders, Wis.-Stout, 48.33; 2. Marlo Watts, Amherst, 48.70; 3. Eric Schmidt, Lincoln (Pa.), 48.82; 4. James Lavallee, Tufts, 48.96; 5. Chris Williams, Emory, 49.16; 6. David Whiteis, Wis.-La Crosse, 49.41.

800-meter run—1. Creaghan Trainor, Williams, 1:52.00; 2. Shane O'Brien, Bowdoin, 1:53.85; 3. Karl Paranya, Haverford, 1:53.87; 4. David Cooper, Mount Union, 1:54.12; 5. Andre Bogle, Lincoln (Pa.), 1:54.17; 6. William Robinson, Lincoln (Pa.), 1:54.35.

1,500-meter run—1. Karl Paranya, Haverford, 3:48.43 (meet record; old record 3:49.37, Mark Beeman, Brandeis, 1985); 2. David Cooper, Mount Union, 3:49.15; 3. Blaine Maley, Bowdoin, 3:51.16; 4. Ambo Bati, Augustana (Ill.), 3:51.64; 5. Bryan Brown, Springfield, 3:55.60; 6. William Gray, Gettysburg, 3:56.68.

5,000-meter run—1. Ambo Bati, Augustana (Ill.), 14:21.52; 2. Matt Brill, North Central, 14:24.00; 3. John Weigel, North Central, 14:31.45; 4. Marzuki Stevens, Williams, 14:37.98; 5. Jeff Stiles, North Central, 14:38.76; 6. Matt Thull, Wis.-Oshkosh, 14:41.27.

55-meter hurdles—1. Tyrone Watkins, Lincoln (Pa.), 7.44; 2. Adam Decker, Neb. Wesleyan, 7.47; 3. Judiah Osborne,



Ben Barnhart photo

Mike Schnur of the University of Wisconsin, La Crosse, set a record in the pole vault at the NCAA Division III Men's Indoor Track Championships with a vault of 17-4 1/4.

Binghamton, 7.65; 4. Chris Shannon, Wartburg, 7.67; 5. Bren Chambers, Wartburg, 7.67; 6. Chad Robran, Wis.-Stevens Point, 7.86.

1,600-meter relay—1. Lincoln (Pa.) (Anthony Julien, Rodney Moore, William Robinson, Eric Schmidt), 3:15.93; 2. Tufts, 3:18.19; 3. Wis.-Stout, 3:18.27; 4. Williams, 3:19.00; 5. Neb. Wesleyan, 3:19.37; 6. Wis.-Stevens Point, 3:19.74.

High jump—1. Jason Slaikeu, Wis.-Eau Claire, 2.11 (6-11); 2. Brian Hatlevig, Luther, 2.07 (6-9 1/2); 3. John Schmidt, Wis.-Platteville, 2.07 (6-9 1/2); 4. Brandon Schroer, Neb. Wesleyan, 2.07 (6-9 1/2); 5. Thomas Claiborne, Lincoln (Pa.), 2.07 (6-9 1/2); 6. Thomas Thompson, Lincoln (Pa.), 2.03 (6-7 1/2).

Pole vault—1. Mike Schnur, Wis.-La Crosse, 5.29 (17-4 1/4) [meet record; old record 5.08 (16-8), Drew Orsinger, Coast Guard, 1995; Schnur, 1995; and Matt Keller, Mount Union, 1995]; 2. Drew Orsinger, Coast Guard, 4.99 (16-4 1/2); 3. Matt Keller, Mount Union, 4.99 (16-4 1/2); 4. Bill Eagle, Mount Union, 4.99 (16-4 1/2); 5. Aaron Fruit, Wis.-Stout, 4.89 (16-0 1/2); 6. Chris Kaufmann, Wis.-La Crosse, 4.89 (16-0 1/2).

Long jump—1. Shawn Watson, Mount Union, 7.63 (25-0 1/2); 2. Thomas Thompson, Lincoln (Pa.), 7.19 (23-7 1/2); 3. Jeff Cizek, Neb. Wesleyan, 7.15 (23-5 1/2); 4. Rob Bunke, Wis.-La Crosse, 7.06 (23-2); 5. Chris Burgess, St. Lawrence, 6.99 (22-11 1/2); 6. David Thompson, Monmouth (Ill.), 6.73 (22-1).

Triple jump—1. Shawn Watson, Mount Union, 14.90 (48-10 1/2); 2. Thomas Claiborne, Lincoln (Pa.), 14.49 (47-6 1/2); 3. Nigel Franklin, Hunter, 14.43 (47-4 1/2); 4. Kenneth Thompson, Emory, 14.00 (45-11 1/2); 5. Joe Dyess, Wis.-La Crosse, 13.96 (45-9 1/2); 6. Travis Erickson, Wis.-La Crosse, 13.93 (45-8 1/2).

Shot put—1. Aaron Banks, Concordia-Mhead, 18.21 (59-9) [meet record; old record 17.88 (58-8), Dave McLaren, Wis.-Oshkosh, 1994]; 2. Tom Kult, Loras, 16.62 (54-6 1/2); 3. Ed Kalaher, Case Reserve, 16.32 (53-6 1/2); 4. Ethan Brooks, Williams, 15.93 (52-3 1/2); 5. Dennis Black, Upper Iowa, 15.78 (51-9 1/2); 6. Brett Gross, Gust. Adolphus, 15.68 (51-5 1/2).

35-pound weight throw—1. Ethan Brooks, Williams, 19.42 (63-8 1/2) [meet record; old record 19.17 (62-10 1/2), Pat Ahern, St. Thomas (Minn.), 1993]; 2. Aaron Banks, Concordia-Mhead, 19.36 (63-6 1/2); 3. Bryan Cunningham, Wis.-Platteville, 18.14 (59-6 1/2); 4. Greg Groat, Wis.-La Crosse, 17.76 (58-3 1/2); 5. Ryan Carlson, Wis.-La Crosse, 16.58 (54-4 1/2); 6. Mike Seifert,

Wis.-La Crosse, 16.02 (52-6 1/2).

Division III women's indoor track

TEAM RESULTS

1. Wis.-Oshkosh, 41; 2. Lincoln (Pa.), 29; 3. Wis.-La Crosse, 28; 4. St. Thomas (Minn.), 22; 5. Cortland St., 20; 6. Binghamton, 18; 7. (tie) Brandeis, CCNY and Williams, 14; 10. Mount Union, 12.

11. (tie) Bowdoin, Neb. Wesleyan, Tufts and Wis.-Eau Claire, 10; 15. (tie) Luther, Loras, Ohio Northern and Wis.-Whitewater, 8; 19. (tie) Carleton, Geneseo St., Mary Washington and Western Md., 6.

23. Moravian, 5; 24. (tie) Allegheny, Baldwin-Wallace, Carnegie Mellon, Colby, John Carroll, Monmouth (Ill.), Montclair St., Trenton St. and Wilmington (Ohio), 4.

33. (tie) Chris Newport, Coast Guard and Fitchburg St., 3; 36. (tie) Frostburg St., Lynchburg, North Central and Wis.-River Falls, 2; 40. Fredonia St., Mount Holyoke, Rensselaer, St. Olaf, Wartburg and Wesleyan, 1.

INDIVIDUAL RESULTS

55-meter dash—1. Kia Savage, Lincoln (Pa.), 7.20; 2. Shawna Hardy, Lincoln (Pa.), 7.22; 3. Celeste Campo, St. Thomas (Minn.), 7.26; 4. Amy Smith, Trenton St., 7.27; 5. Amy Antczak, Wis.-La Crosse, 7.31; 6. Leema Malden, Chris Newport, 7.33.

400-meter dash—1. Shawntell Manning, Tufts, 57.22; 2. Jacqueline Hunter, CCNY, 57.37; 3. Lisa Melendez, Wis.-Oshkosh, 57.42; 4. Heather Furrow, Monmouth (Ill.), 57.57; 5. Wendy Gagliani, Fitchburg St., 58.29; 6. Jen Roy, Coast Guard, 59.91.

800-meter run—1. Victoria Petrillo, Brandeis, 2:14.40; 2. Yvonne Barnes, Williams, 2:14.65; 3. Kate Ainsworth, Carleton, 2:16.03; 4. Melissa Baustert, Carnegie Mellon, 2:16.42; 5. Alison Anibaldi, Allegheny, 2:16.50; 6. Jayna Mathieu, St. Olaf, 2:16.51.

1,500-meter run—1. Heidi Swarts, Cortland St., 4:36.35; 2. Sarah Bunting, Binghamton, 4:36.88; 3. Darcy Storin, Bowdoin, 4:37.24; 4. Cathy Grosvenor, Montclair St., 4:37.26; 5. Tammy Wilcox, Coast Guard, 4:38.42; 6. Esther Dubec,

Wartburg, 4:39.95.

5,000-meter run—1. Heather Swarts, Cortland St., 17:09.14; 2. Turena Johnson, Luther, 17:14.21; 3. Christine Sisting, Geneseo St., 17:21.08; 4. Darcy Storin, Bowdoin, 17:23.76; 5. Sarah Bashinski, Wis.-La Crosse, 17:26.20; 6. Cathy Moran, Rensselaer, 17:27.29.

55-meter hurdles—1. Kellie Ross, Lincoln (Pa.), 8.11; 2. Amy Wood, Ohio Northern, 8.26; 3. Julie Cox, Western Md., 8.31; 4. Rochele Meyer, Baldwin-Wallace, 8.32; 5. Bridgett Cochran, Chris Newport, 8.37; 6. Wendy Gagliani, Fitchburg St., 8.51.

1,600-meter relay—1. Neb. Wesleyan (Jenny Blenderman, Amy Cooper, Joni Westland, Amanda Jurgensen), 3:57.69; 2. Wis.-La Crosse, 3:57.74; 3. CCNY, 3:58.49; 4. Brandeis, 3:59.59; 5. North Central, 3:59.68; 6. Lincoln (Pa.), 3:59.80.

High jump—1. Arlene Meinholz, Wis.-Eau Claire, 1.71 (5-7 1/2); 2. Nina Grossman, St. Thomas (Minn.), 1.71 (5-7 1/2); 3. Nicole Chaddock, Mount Union, 1.71 (5-7 1/2); 4. Nyhia Rothwell, Wilmington (Ohio), 1.67 (5-5 1/2); 5. Kari Bonomo, Allegheny, 1.67 (5-5 1/2); 6. Gretchen Paranya, Wesleyan, 1.67 (5-5 1/2).

Long jump—1. Tara Jaeger, Wis.-Oshkosh, 5.51 (18-1); 2. Danielle Docken, Wis.-La Crosse, 5.45 (17-10 1/2); 3. Kenya Shipp, Mount Union, 5.45 (17-10 1/2); 4. Thea Conslar, John Carroll, 5.27 (17-3 1/2); 5. Amy Edwards, Lynchburg, 5.21 (17-1 1/2); 6. Alexis Katchuk, Moravian, 5.17 (16-11 1/2).

Triple jump—1. Monique Hacker, Binghamton, 11.92 (39-1 1/2); 2. Megan Pfeiffer, St. Thomas (Minn.), 11.76 (38-7); 3. Myra Simpson, Mary Washington, 11.65 (38-2 1/2); 4. Alexis Katchuk, Moravian, 11.63 (38-2); 5. Kristal Yates, Frostburg St., 11.59 (38-0 1/2); 6. Grace King, Fredonia St., 11.40 (37-5).

Shot put—1. Melissa Oleson, Wis.-Oshkosh, 13.71 (44-11 1/2); 2. Kim Kiner, Loras, 13.58 (44-6 1/2); 3. Kim Dankemeyer, Wis.-La Crosse, 13.22 (43-4 1/2); 4. Sherry Eckhardt, Wis.-Oshkosh, 12.92 (42-4 1/2); 5. Patti Frankowiak, Wis.-La Crosse, 12.91 (42-4 1/2); 6. Ruth Conlin, Wis.-Oshkosh, 12.65 (41-6).

20-pound weight throw—1. Melissa Oleson, Wis.-Oshkosh, 16.56 (54-4); 2. Jean Johanning, Wis.-Whitewater, 16.12 (52-10 1/2); 3. Brenda Start, Williams, 15.82 (51-11); 4. Danielle LeGrand, Colby, 15.74 (51-7 1/2); 5. Jen Pontius, Wis.-River Falls, 15.06 (49-5); 6. Nickawanna Shaw, Mount Holyoke, 14.94 (49-0 1/2).

YES

Youth program gets unique opportunity with Final Four in New York City area; clinic openings are filling rapidly

► Continued from page 1

the NCAA's corporate partners — which provide the resources for instruction, printed materials and promotional items at 20 clinics annually at various NCAA championship sites — increased their commitment to cover the extra clinics.

That combined effort helped make the basketball committee's initial dream a reality.

"I've always believed that sports can be used as a means to an end," said committee member McKinley Boston Jr., vice-president for student development and athletics at the University of Minnesota, Twin Cities. "And I think the NCAA basketball tournament and the Final Four offer an opportunity for us to use that principle."

It is an opportunity that will be extended to nearly 3,000 youths from Staten Island to Teaneck, New Jersey. It will feature 116 men's and women's basketball coaches who will provide instruction on behalf of the NABC, and about 180 student-athletes who will represent their institutions as youth mentors.

"The coaching list alone is incredible," said Mary Pat Packman, an assistant athletics director and on-site coordinator for the clinic at St. John's. "Each of the six clinics will have fabulous people."

Access is key

The commitment from coaches was paramount to clinic expansion.

Most YES clinics offer participants the opportunity to attend a championship session or game at no cost, but because tickets for the Final Four are sold out, clinic organizers wanted to offer what they believed to be the next best thing — access to coaches.

Help came from the NABC, which teamed with the committee to provide the support necessary to assemble a strong coaching line-up. The youth programs staff then worked to divide the pool evenly among the six sites.

Once the clinics were established, it didn't take long for word to spread. On-site coordinators did not need to worry whether their clinics would fill.

"We're pretty impressed with how quickly the registration is closing," said Hunter athletics director Terry Wansart, who is handling the on-site coordinator's duties there. "I thought it would take longer to fill up, but it hasn't. There's a hotbed of basketball interest here."

There nearly was as much competition for host institutions as there is for enrolling in the clinics. Initially, 17 institutions composed a long short-list of schools solicited, and all expressed interest. The final six were selected based on location, access to facilities and the number of available personnel necessary to administer the clinic.

Not only were extra personnel an issue at each site, but additional personnel were called upon from the NCAA national office as well. Members of the NCAA championships, enforcement and professional development staffs will help administer the

clinics.

Grabbing an opportunity

In the end, the teamwork approach helped the committee achieve its initial and most important goal — grabbing the opportunity to reach out to as many youths as possible.

"While it might be short-term," Boston said, "for a period of time we can go into a community and talk about the right things and capture their attention because it's something they're interested in. It's a great opportunity to send the kind of message we want — the notion of character enhancement and of competition in the classroom and in athletics."

Like all YES clinics, those at the Final Four will feature sessions on life skills, nutrition and conditioning. A parents' session offers the opportunity for parents to discuss with clinicians issues regarding youth sports such as coaching, sportsmanship and injury prevention. In addition, topics relative to recruiting and admissions requirements for collegiate student-athletes also are discussed.

The intent is for participants to learn more than just basketball. "You only get so many opportunities to look somebody in the eye and for them to really look back and believe," Boston said. "And when our coaches go into those six areas and look those young kids in the eye, those kids are going to be impressed and they're going to listen. It was one of those opportunities we needed to take advantage of. Hopefully, it will work."

1995-96 YES CLINICS

In addition to the Youth Education through Sports (YES) clinics at the Final Four, the following clinics are scheduled in conjunction with other NCAA winter and spring championships.

Winter

| | | |
|----------|--------------------|---|
| March 17 | Women's swimming | University of Michigan |
| March 17 | Wrestling | University of Minnesota, Twin Cities |
| March 23 | Men's basketball | Bellarmino College |
| March 24 | Women's basketball | DePaul University |
| March 30 | Women's basketball | University of North Carolina, Charlotte |

Spring

| | | |
|----------|------------------|--|
| May 4 | Men's volleyball | University of California, Los Angeles |
| May 11 | Women's tennis | Florida State University |
| May 14 | Men's tennis | University of Georgia |
| May 18 | Women's golf | Palm Desert, California |
| May 19 | Women's lacrosse | Lehigh University |
| May 25 | Women's softball | Columbus College |
| May 26 | Men's lacrosse | University of Maryland, College Park |
| May 31 | Men's golf | University of Tennessee at Chattanooga |
| June 1-2 | Baseball | Omaha, Nebraska |

Mississippi State football receives one year of probation

The NCAA Committee on Infractions has placed Mississippi State University on probation for one year for NCAA rules violations in its football program.

The university faces reductions in both its initial football scholarships, by 13, and the maximum it can award, by five, as well as a limit on official visits from football prospects.

The committee found violations of NCAA rules involving recruiting and extra benefits. The committee also found that a former football recruiting assistant violated the principles of ethical conduct through his knowing involvement in NCAA rules violations.

The committee found that the university demonstrated a lack of institutional control over its football program by failing to investigate sufficiently allegations regarding possible violations of NCAA regulations.

The committee noted in its report, "The institution admitted to the committee that institutional officials, although they took some action, could have done more to investigate the allegations."

The NCAA Committee on Infractions heard this case February 1, 1996. Representatives of the university, the Southeastern Conference and the NCAA enforcement staff appeared before the committee.

The Committee on Infractions found NCAA rules violations, including:

- During the 1993-94 academic year, a recruiting assistant offered impermissible recruiting inducements to two prospective student-athletes during telephone calls. Money and other benefits were offered to the prospects.

- During the 1991-92 and 1992-93 academic years, a representative of the university's athletics interests provided extra benefits to five football student-athletes on several occasions. The booster provided impermissible bonuses to two football student-athletes who

were part-time employees of his publishing company that were not available to other part-time employees and were well in excess of the bonuses awarded to other employees performing similar work. He provided money to two other football student-athletes as wages for work, even though they were not employed by the booster and performed no work for him. He also provided impermissible loans to two student-athletes. One loan, for \$400, was repaid while the other, for \$40, was not repaid. On one occasion, he purchased meals for two football student-athletes and on another occasion for one football student-athlete.

- The university demonstrated a lack of appropriate control over its football program by failing to take sufficient actions to investigate possible violations of NCAA legislation by a football recruiting assistant and a booster. The university received information on at least four occasions from three sources regarding possible violations by the booster involved in this case, but the university failed to conduct the appropriate interviews or obtain the necessary records in a timely fashion. In addition, the request for a new long-distance access code by an athletics department employee should have alerted the university to examine why other individuals, including a football recruiting assistant, had used this code and to review recruiting telephone records.

- A football recruiting assistant violated the principles of ethical conduct through his knowing involvement in NCAA rules violations.

The committee considered the following corrective actions self-imposed by Mississippi State:

- Created a full-time compliance position.
- Assigned a specific internal auditor to monitor the athletics department and to investigate potential violations.

- Reemphasized the review of telephone records, including implementing spot-check audits and interviewing incoming freshmen to check information against telephone contact records.

- Implemented a new monitoring system for telephone calls.

- Developed a written policy outlining procedures for documentation, follow-up and notification of appropriate individuals when information is received about a potential violation.

- Designated a full-time position in the financial aid office for monitoring student-athlete financial aid.

- Strengthened its student-athlete job program by creating new monitoring procedures and educating student-athletes and athletics representatives.

The Committee on Infractions adopted as its own the following penalties self-imposed by the institution:

- Reduction by one in the number of coaches who could recruit off campus for two months in 1994.

- Disassociation of two representatives of the university's athletics interests for at least three years.

The Committee on Infractions imposed additional penalties, including:

- One year of probation, beginning February 2, 1996, the date of the hearing.

- Reduction by 13 in the number of permissible initial scholarships in football during the 1997-98 academic year, to a total of 12.

- Reduction by five in the number of permissible total scholarships in football during the 1997-98 academic year, to a total of 80.

- Reduction by 14 in the number of permissible official visits in football during the 1996-97 year, to a total of 42.

- Recertification of the university's athletics policies and practices.

- Development and implementation of a comprehensive educational program on NCAA legislation.

- If the former football recruiting assistant seeks employment in an athletically related position at an NCAA member institution during a one-year period (March 7, 1996-March 7, 1997), he and the involved institution will be asked to appear before the Committee on Infractions to determine whether the former recruiting assistant's athletically related duties should be limited at the new institution.

Had the former football recruiting assistant involved in the case still been employed at Mississippi State, the university could have been subject to additional penalties.

As required by NCAA legislation for any institution in a major infractions case, Mississippi State is subject to the NCAA's repeat violator provisions for a five-year period beginning February 2, 1996.

Should Mississippi State wish to appeal this decision, it must submit a written notice of appeal to the NCAA executive director no later than 15 days from the date of this release. The Infractions Appeals Committee, a separate group, hears such appeals.

The members of the Committee on Infractions who heard this case are Richard J. Dunn, divisional dean of humanities, University of Washington; Jack H. Friedenthal, dean of the school of law, George Washington University; Frederick B. Lacey, attorney, LeBoeuf, Lamb, Greene and MacRae, and a retired judge; Beverly F. Ledbetter, vice-president and general counsel, Brown University; James L. Richmond, retired judge and attorney; Yvonne (Bonnie) L. Slotton, chair of the department of physical education and sports studies, University of Iowa; and committee chair David Swank, professor of law, University of Oklahoma.

The complete report will appear in the April 1 issue of The NCAA Register.

Tournament world becomes topsy-turvy for top teams

BY RICK CAMPBELL
NCAA STATISTICS COORDINATOR

Ever wonder why they call it "March Madness?"

The fact that a lower-seeded team can take on and defeat a higher seed on a neutral court is one of the major attractions of the college game. It is that shadow of doubt that keeps college fans poised on the edge of their seats.

Judging by previous tournament upsets, "March Madness" again promised to be the phrase of the day as the 1996 Division I Men's Basketball Championship tipped off.

A major upset is defined as one involving teams separated by at least five places in the seedings (such as No. 11 over a No. 6 or a No. 7 over a No. 2), because that means the teams were at least 16 places apart in the rankings used for regional seeding. By that definition, there were five major upsets in the first round of the 1995 tournament (see accompanying table).

Last season, for the second year in a row, all four top seeds in each region survived the opening round. Only eight No. 1 seeds have won the championship since team seeding began in 1979 and only once (1993) in that period have as many as three No. 1 seeds reached the Final Four.

Coaching chart

The accompanying men's coaching chart details the tournament and career history of each coach in this year's 64-team bracket.

Thirteen coaches are in the NCAA championship for the first time — led by four who also are first-year head coaches. The first-time tournament coaches in their first season as a head coach are North Carolina-Greensboro's Randy Peele, Penn State's Jerry Dunn, Tulsa's Steve Robinson and Western Carolina's Phil Hopkins. The other first-time tournament coaches are Austin Peay State's Dave Loos, Canisius' John Beilein, Monmouth's (New Jersey) Wayne Szoke, Montana State's Mick Durham, New Orleans' George Price, Northern Illinois' Brian Hammel, Portland's Rob Chavez, Valparaiso's Homer Drew and Wisconsin-Green Bay's Mike Heideman. Virginia Tech's Bill Foster wins the prize for the longest interval between appearances. His only other invitation came in 1980 at Clemson. San Jose State's Stan Morrison last led Southern California to the tourney in 1985.

Most-improved teams

Cal Poly San Luis Obispo leads the parade of men's most-improved teams in 1996. The Mustangs, under first-year head coach Jeff Schneider, have improved 14 games over last season, going from 1-26 to 16-13 this year. To determine games improved, add additional victories in the second year and subtract losses from the previous year, then divide by two.

Of the top-10 most-improved teams, only New Mexico and Boston College made the men's bracket this year.

First-time teams

Four teams are in the tournament for the first time in school history. They are Monmouth (New Jersey), North Carolina-Greensboro, Valparaiso and Western Carolina.

Thirty-one teams that played in the 1995 tournament are back in this year's field. Canisius (last invited in 1957), Portland State (1959), San Jose State (1980), Virginia Commonwealth (1985), Montana State (1986), Virginia

| 1996 MEN'S TEAM COACHING RECORDS | | | | | | | | | | | | | | | | | | | |
|----------------------------------|---------------------------|-----------|------------|-----|------|----|----|----|-----|--------------------------|-----|-----|------|------|-----------------|-------|----|----|----|
| SOUTHEAST REGION | | | | | | | | | | Career | | | | | NCAA Tournament | | | | |
| Sd | Team | Last App. | Prev. App. | Won | Lost | CH | 2d | 3d | 4th | Coach | Yrs | Won | Lost | Pct. | App. | Rec. | CH | 2d | FF |
| 1 | Connecticut.....1995 | 18 | 15 | 19 | 0 | 0 | 0 | 0 | 0 | Jim Calhoun* | 24 | 468 | 235 | .666 | 10 | 14-10 | 0 | 0 | 0 |
| 2 | Cincinnati.....1995 | 14 | 28 | 13 | 2 | 1 | 3 | 0 | 0 | Bob Huggins* | 15 | 331 | 134 | .712 | 5 | 8-5 | 0 | 0 | 1 |
| 3 | Georgia Tech.....1993 | 10 | 14 | 10 | 0 | 0 | 1 | 0 | 0 | Bobby Cremins.....21 | 396 | 241 | .622 | 10 | 13-10 | 0 | 0 | 1 | |
| 4 | UCLA.....1995 | 31 | 74 | 24 | 11 | 1 | 2 | 1 | 0 | Jim Harrick*.....17 | 358 | 159 | .692 | 11 | 14-10 | 1 | 0 | 1 | |
| 5 | Mississippi St.....1995 | 3 | 3 | 3 | 0 | 0 | 0 | 0 | 0 | Richard Williams*.....10 | 160 | 129 | .554 | 2 | 2-2 | 0 | 0 | 0 | |
| 6 | Indiana.....1995 | 24 | 50 | 19 | 5 | 0 | 2 | 0 | 0 | Bob Knight*.....31 | 678 | 246 | .734 | 19 | 40-16 | 3 | 0 | 5 | |
| 7 | Temple.....1995 | 19 | 22 | 19 | 0 | 0 | 2 | 0 | 0 | John Chaney*.....24 | 539 | 187 | .742 | 11 | 14-11 | 0 | 0 | 0 | |
| 8 | Duke.....1994 | 19 | 56 | 17 | 2 | 5 | 4 | 0 | 0 | Mike Krzyzewski.....21 | 449 | 198 | .694 | 11 | 39-9 | 2 | 3 | 7 | |
| 9 | Eastern Mich.....1991 | 2 | 2 | 2 | 0 | 0 | 0 | 0 | 0 | Ben Braun.....19 | 332 | 234 | .597 | 2 | 2-2 | 0 | 0 | 0 | |
| 10 | Oklahoma.....1995 | 14 | 20 | 14 | 0 | 2 | 1 | 0 | 0 | Kelvin Sampson*.....13 | 216 | 169 | .613 | 2 | 0-2 | 0 | 0 | 0 | |
| 11 | Boston College.....1994 | 9 | 14 | 10 | 0 | 0 | 0 | 0 | 0 | Jim O'Brien.....14 | 212 | 207 | .506 | 1 | 3-1 | 0 | 0 | 0 | |
| 12 | Va. Commonwealth.....1985 | 5 | 4 | 5 | 0 | 0 | 0 | 0 | 0 | Sonny Smith.....20 | 316 | 271 | .538 | 5 | 7-5 | 0 | 0 | 0 | |
| 13 | Princeton.....1992 | 18 | 11 | 22 | 0 | 0 | 1 | 0 | 0 | Pete Carril.....30 | 524 | 272 | .658 | 10 | 3-10 | 0 | 0 | 0 | |
| 14 | Austin Peay.....1987 | 3 | 2 | 4 | 0 | 0 | 0 | 0 | 0 | Jim O'Brien.....10 | 158 | 146 | .520 | 0 | 0-0 | 0 | 0 | 0 | |
| 15 | N.C.-Greensboro.....First | 0 | 0 | 0 | 0 | 0 | 0 | 0 | 0 | Randy Peele.....1 | 20 | 9 | .690 | 0 | 0-0 | 0 | 0 | 0 | |
| 16 | Colgate.....1995 | 1 | 0 | 1 | 0 | 0 | 0 | 0 | 0 | Jack Bruen*.....14 | 204 | 179 | .533 | 1 | 0-1 | 0 | 0 | 0 | |

| WEST REGION | | | | | | | | | | Career | | | | | NCAA Tournament | | | | |
|-------------|--------------------------|-----------|------------|-----|------|----|----|----|-----|-----------------------|-----|-----|------|------|-----------------|------|----|----|----|
| Sd | Team | Last App. | Prev. App. | Won | Lost | CH | 2d | 3d | 4th | Coach | Yrs | Won | Lost | Pct. | App. | Rec. | CH | 2d | FF |
| 1 | Purdue.....1995 | 14 | 17 | 14 | 0 | 1 | 1 | 1 | 0 | Gene Keady*.....18 | 385 | 166 | .699 | 12 | 9-12 | 0 | 0 | 0 | |
| 2 | Kansas.....1995 | 24 | 51 | 24 | 2 | 4 | 2 | 2 | 2 | Roy Williams*.....8 | 210 | 55 | .792 | 6 | 15-6 | 0 | 1 | 2 | |
| 3 | Arizona.....1995 | 14 | 15 | 14 | 0 | 0 | 2 | 0 | 0 | Lute Olson*.....23 | 505 | 193 | .723 | 16 | 20-17 | 0 | 0 | 3 | |
| 4 | Syracuse.....1995 | 22 | 30 | 23 | 0 | 1 | 0 | 1 | 0 | Jim Boeheim*.....20 | 478 | 158 | .752 | 16 | 22-16 | 0 | 1 | 1 | |
| 5 | Memphis.....1995 | 15 | 18 | 15 | 0 | 1 | 1 | 0 | 0 | Larry Finch*.....10 | 204 | 114 | .642 | 5 | 6-5 | 0 | 0 | 0 | |
| 6 | Iowa.....1993 | 16 | 22 | 18 | 0 | 1 | 0 | 2 | 0 | Tom Davis.....25 | 480 | 258 | .650 | 8 | 14-8 | 0 | 0 | 0 | |
| 7 | Maryland.....1995 | 12 | 17 | 12 | 0 | 0 | 0 | 0 | 0 | Gary Williams*.....18 | 329 | 217 | .603 | 5 | 8-5 | 0 | 0 | 0 | |
| 8 | Georgia.....1991 | 5 | 4 | 5 | 0 | 0 | 1 | 0 | 0 | Tubby Smith*.....5 | 98 | 52 | .653 | 2 | 4-2 | 0 | 0 | 0 | |
| 9 | Clemson.....1990 | 4 | 6 | 4 | 0 | 0 | 0 | 0 | 0 | Rick Barnes.....9 | 161 | 109 | .596 | 3 | 0-3 | 0 | 0 | 0 | |
| 10 | Santa Clara.....1995 | 10 | 10 | 12 | 0 | 0 | 0 | 1 | 0 | Dick Davey*.....4 | 72 | 41 | .637 | 2 | 1-2 | 0 | 0 | 0 | |
| 11 | Geo. Washington.....1994 | 4 | 3 | 4 | 0 | 0 | 0 | 0 | 0 | Mike Jarvis.....11 | 214 | 117 | .647 | 4 | 3-4 | 0 | 0 | 0 | |
| 12 | Drexel.....1995 | 3 | 0 | 3 | 0 | 0 | 0 | 0 | 0 | Bill Herrion*.....5 | 111 | 37 | .750 | 2 | 0-2 | 0 | 0 | 0 | |
| 13 | Montana St.....1986 | 2 | 0 | 2 | 0 | 0 | 0 | 0 | 0 | Mick Durham.....6 | 93 | 75 | .554 | 0 | 0-0 | 0 | 0 | 0 | |
| 14 | Valparaiso.....First | 0 | 0 | 0 | 0 | 0 | 0 | 0 | 0 | Homer Drew.....20 | 366 | 251 | .593 | 0 | 0-0 | 0 | 0 | 0 | |
| 15 | South Caro. St.....1989 | 1 | 0 | 1 | 0 | 0 | 0 | 0 | 0 | Cy Alexander.....9 | 150 | 113 | .570 | 1 | 0-1 | 0 | 0 | 0 | |
| 16 | Western Caro.....First | 0 | 0 | 0 | 0 | 0 | 0 | 0 | 0 | Phil Hopkins.....1 | 17 | 12 | .586 | 0 | 0-0 | 0 | 0 | 0 | |

| EAST REGION | | | | | | | | | | Career | | | | | NCAA Tournament | | | | |
|-------------|---------------------------|-----------|------------|-----|------|----|----|----|-----|----------------------------|-----|-----|------|------|-----------------|------|----|----|----|
| Sd | Team | Last App. | Prev. App. | Won | Lost | CH | 2d | 3d | 4th | Coach | Yrs | Won | Lost | Pct. | App. | Rec. | CH | 2d | FF |
| 1 | Massachusetts.....1995 | 5 | 7 | 5 | 0 | 0 | 0 | 0 | 0 | John Calipari*.....8 | 189 | 70 | .730 | 4 | 7-4 | 0 | 0 | 0 | |
| 2 | Georgetown.....1995 | 19 | 33 | 18 | 1 | 3 | 0 | 0 | 0 | John Thompson*.....24 | 550 | 207 | .727 | 18 | 31-17 | 1 | 2 | 3 | |
| 3 | Texas Tech.....1993 | 9 | 3 | 10 | 0 | 0 | 0 | 0 | 0 | James Dickey.....5 | 98 | 48 | .671 | 1 | 0-1 | 0 | 0 | 0 | |
| 4 | Marquette.....1994 | 19 | 27 | 20 | 1 | 1 | 0 | 0 | 0 | Mike Deane.....12 | 233 | 122 | .656 | 1 | 1-1 | 0 | 0 | 0 | |
| 5 | Penn St.....1991 | 6 | 7 | 8 | 0 | 0 | 1 | 0 | 0 | Jerry Dunn.....1 | 21 | 6 | .778 | 0 | 0-0 | 0 | 0 | 0 | |
| 6 | North Caro.....1995 | 29 | 67 | 29 | 3 | 4 | 3 | 2 | 0 | Dean Smith*.....35 | 850 | 246 | .776 | 25 | 60-25 | 2 | 3 | 10 | |
| 7 | New Mexico.....1994 | 6 | 2 | 7 | 0 | 0 | 0 | 0 | 0 | Dave Bliss.....21 | 390 | 245 | .614 | 7 | 4-7 | 0 | 0 | 0 | |
| 8 | Bradley.....1988 | 6 | 9 | 6 | 0 | 2 | 0 | 0 | 0 | Jim Molinari.....7 | 125 | 81 | .607 | 1 | 0-1 | 0 | 0 | 0 | |
| 9 | Stanford.....1995 | 4 | 4 | 3 | 1 | 0 | 0 | 0 | 0 | Mike Montgomery*.....18 | 335 | 196 | .631 | 3 | 1-3 | 0 | 0 | 0 | |
| 10 | Kansas St.....1993 | 21 | 27 | 25 | 0 | 1 | 0 | 3 | 0 | Tom Asbury.....8 | 154 | 85 | .644 | 3 | 0-3 | 0 | 0 | 0 | |
| 11 | New Orleans.....1993 | 3 | 1 | 3 | 0 | 0 | 0 | 0 | 0 | George Price.....2 | 41 | 19 | .683 | 0 | 0-0 | 0 | 0 | 0 | |
| 12 | Arkansas.....1995 | 21 | 35 | 21 | 1 | 1 | 4 | 0 | 0 | Nolan Richardson*.....16 | 389 | 131 | .748 | 11 | 22-10 | 1 | 1 | 3 | |
| 13 | Monmouth (N.J.).....First | 0 | 0 | 0 | 0 | 0 | 0 | 0 | 0 | Wayne Szoke.....12 | 186 | 149 | .555 | 0 | 0-0 | 0 | 0 | 0 | |
| 14 | Northern Ill.....1991 | 2 | 0 | 2 | 0 | 0 | 0 | 0 | 0 | Brian Hammel.....11 | 166 | 135 | .551 | 0 | 0-0 | 0 | 0 | 0 | |
| 15 | Mississippi Val.....1992 | 2 | 0 | 2 | 0 | 0 | 0 | 0 | 0 | Lafayette Stribling.....13 | 180 | 190 | .486 | 2 | 0-2 | 0 | 0 | 0 | |
| 16 | Central Fla.....1994 | 1 | 0 | 1 | 0 | 0 | 0 | 0 | 0 | Kirk Speraw.....3 | 43 | 43 | .500 | 1 | 0-1 | 0 | 0 | 0 | |

| MIDWEST REGION | | | | | | | | | | Career | | | | | NCAA Tournament | | | | |
|----------------|-------------------------|-----------|------------|-----|------|----|----|----|-----|----------------------|-----|-----|------|------|-----------------|------|----|----|----|
| Sd | Team | Last App. | Prev. App. | Won | Lost | CH | 2d | 3d | 4th | Coach | Yrs | Won | Lost | Pct. | App. | Rec. | CH | 2d | FF |
| 1 | Kentucky.....1995 | 37 | 66 | 34 | 5 | 2 | 3 | 0 | 0 | Rick Pitino*.....14 | 311 | 119 | .723 | 6 | 15-6 | 0 | 0 | 2 | |
| 2 | Wake Forest.....1995 | 13 | 18 | 13 | 0 | 0 | 1 | 0 | 0 | Dave Odom*.....10 | 177 | 113 | .610 | 5 | 6-5 | 0 | 0 | 0 | |
| 3 | Villanova.....1995 | 22 | 35 | 22 | 1 | 1 | 1 | 0 | 0 | Steve Lappas*.....8 | 134 | 107 | .556 | 1 | 0-1 | 0 | 0 | 0 | |
| 4 | Utah.....1995 | 17 | 20 | 20 | 1 | 0 | 0 | 2 | 0 | Rick Majerus*.....12 | 248 | 102 | .709 | 4 | 5-4 | 0 | 0 | 0 | |
| 5 | Iowa St.....1995 | 8 | 5 | 8 | 0 | 0 | 1 | 0 | 0 | Tim Floyd*.....10 | 208 | 102 | .671 | 3 | 1-3 | 0 | 0 | 0 | |
| 6 | Louisville.....1995 | 25 | 43 | 27 | 2 | 0 | 3 | 2 | 0 | Denny Crum*.....25 | 585 | 223 | .724 | 19 | 37-19 | 2 | 0 | 2 | |
| 7 | Michigan.....1995 | 18 | 40 | 17 | 1 | 4 | 1 | 0 | 0 | Steve Fisher*.....8 | 160 | 70 | .696 | 6 | 20-5 | 1 | 2 | 3 | |
| 8 | Wis.-Green Bay.....1995 | 3 | 1 | 3 | 0 | 0 | 0 | 0 | 0 | Mike Heideman.....5 | 91 | 28 | .765 | 0 | 0-0 | 0 | 0 | 0 | |
| 9 | Virginia Tech.....1986 | 6 | 4 | 6 | 0 | 0 | 0 | 0 | 0 | Bill Foster.....29 | 516 | 308 | .626 | 1 | 3-1 | 0 | 0 | 0 | |
| 10 | Texas.....1995 | 14 | 13 | 17 | 0 | 0 | 2 | 0 | 0 | Tom Penders*.....25 | 445 | 289 | .606 | 7 | 9-7 | 0 | 0 | 0 | |
| 11 | Tulsa.....1995 | 8 | 5 | 8 | 0 | 0 | 0 | 0 | 0 | Steve Robinson.....1 | 22 | 7 | .759 | 0 | 0-0 | 0 | 0 | 0 | |
| 12 | California.....1994 | 8 | 14 | 8 | 1 | 1 | 0 | 1 | 0 | Todd Bozeman.....4 | 63 | 34 | .649 | 2 | 2-2 | 0 | 0 | 0 | |
| 13 | Canisius.....1957 | 3 | 6 | 3 | 0 | 0 | 0 | 0 | 0 | John Beilein.....14 | 255 | 149 | .631 | 0 | 0-0 | 0 | 0 | 0 | |
| 14 | Portland.....1959 | 1 | 0 | 1 | 0 | 0 | 0 | 0 | 0 | Rob Chavez.....4 | 68 | 45 | .602 | 0 | 0-0 | 0 | 0 | 0 | |
| 15 | Northeast La.....1993 | 6 | 0 | 6 | 0 | 0 | 0 | 0 | 0 | Mike Vining.....15 | 279 | 166 | .627 | 6 | 0-6 | 0 | 0 | 0 | |
| 16 | San Jose St.....1980 | 2 | 0 | 2 | 0 | 0 | 0 | 0 | 0 | Stan Morrison.....21 | 259 | 317 | .450 | 3 | 0-3 | 0 | 0 | 0 | |

*Coach was also in 1995 field.

| 1995 MAJOR UPSETS | | | |
|-------------------|-------------------|------------------|--------------|
| Rd. | Winner (Seed) | Losers (Seed) | Score |
| 1 | Weber St. (14) | Michigan St. (3) | 79-72 |
| 1 | Old Dominion (14) | Villanova (3) | 89-81 (3 ot) |
| 1 | Manhattan (13) | Oklahoma (4) | 77-67 |
| 1 | Miami (Ohio) (12) | Arizona (5) | 71-62 |
| 1 | Texas (11) | Oregon (6) | 90-73 |

Tech (1986) and Austin Peay State (1987) have waited the longest to return to the tourney this year.

Losing records

Central Florida (11-18) and San Jose State (13-16) each have losing records in this year's field. This is the first time since 1955 that more than one

team in the bracket had a losing mark. The others in tournament history were Bradley, 1955 (7-19); Oklahoma City, 1955 (9-17); George Washington, 1961 (9-16); Texas, 1974 (12-14); Missouri, 1978 (14-15); Lehigh, 1985 (12-18); Montana State, 1986 (14-16); East Carolina, 1993 (13-16) and Florida International, 1995 (11-18).

| 1996 MOST-IMPROVED TEAMS | | | |
|--------------------------|-------|-------|---------|
| School | 1995 | 1996 | Diff. |
| Cal Poly SLO..... | 1-26 | 16-13 | +14 |
| New Mexico#..... | 15-15 | 27-4 | +11 1/2 |
| Iona..... | 10-17 | 21-7 | +10 1/2 |
| Davidson..... | 14-13 | 25-4 | +10 |
| Southwestern La..... | 7-22 | 16-12 | +9 1/2 |
| N | | | |

1995-96 championships dates and sites

Fall

Cross country

Men's

Division I champion: University of Arkansas, Fayetteville.
 Division II champion: Western State College of Colorado.
 Division III champion: Williams College.

Women's

Division I champion: Providence College.
 Division II champion: Adams State College.
 Division III champion: State University College at Cortland.

Field hockey

Division I champion: University of North Carolina, Chapel Hill.
 Division II champion: Lock Haven University of Pennsylvania.
 Division III champion: Trenton State College.

Football

Division I-AA champion: University of Montana.
 Division II champion: University of North Alabama.
 Division III champion: University of Wisconsin, La Crosse.

Soccer

Men's

Division I champion: University of Wisconsin, Madison.
 Division II champion: Southern Connecticut State University.
 Division III champion: Williams College.

Women's

Division I champion: University of Notre Dame.
 Division II champion: Franklin Pierce College.
 Division III champion: University of California, San Diego.

Volleyball

Women's

Division I champion: University of Nebraska, Lincoln.
 Division II champion: Barry University.
 Division III champion: Washington University (Missouri).

Water polo

Men's

National Collegiate champion: University of California, Los Angeles.

Winter

Basketball

Men's

Division I, 58th: Meadowlands Arena; East Rutherford, New Jersey; Rutgers University, New Brunswick, host; March 30 and April 1, 1996.
 Division II, 40th: Commonwealth Convention Center; Louisville, Kentucky; Bellarmine College, host; March 20, 21 and 23, 1996.
 Division III, 22nd: Salem Civic Center; Salem, Virginia; Old Dominion Athletic Conference, host; March 15-16, 1996.

Women's

Division I, 15th: Charlotte Coliseum; Charlotte, North Carolina; University of North Carolina, Charlotte, host; March 29 and 31, 1996.
 Division II, 15th: To be determined; March 20, 21 and 23, 1996.
 Division III, 15th: To be determined; March 15-16, 1996.

Fencing

Men's and women's

National Collegiate, 7th: Yale University; New Haven, Connecticut; March 29-April 1, 1996.

Gymnastics

Men's

National Collegiate, 54th: Stanford University; Stanford, California; April 25-27, 1996.

Women's

National Collegiate, 15th: University of Alabama, Tuscaloosa; Tuscaloosa, Alabama; April 25-27, 1996.

Ice hockey

Men's

Division I, 49th: Riverfront Coliseum; Cincinnati; Miami University (Ohio), host; March 28 and 30, 1996.
 Division II, 11th: To be determined; March 8-9, 1996.
 Division III, 13th: To be determined; March 15-16, 1996.

Rifle

Men's and women's

National Collegiate, 17th: U. S. Olympic Training Center; Colorado Springs, Colorado; U. S. Air Force Academy, host; March 7-9, 1996.

Skiing

Men's and women's

National Collegiate, 43rd: Bridger Bowl and Bohart Ranch;

Bozeman, Montana; Montana State University-Bozeman, host; March 6-9, 1996.

Swimming and diving

Men's

Division I, 73rd: Texas Swimming Center; Austin, Texas; University of Texas at Austin, host; March 28-30, 1996.
 Division II, 33rd: University of North Dakota; Grand Forks, North Dakota; March 13-16, 1996.
 Division III, 22nd: Emory University; Atlanta; March 21-23, 1996.

Women's

Division I, 15th: Canham Natatorium; Ann Arbor, Michigan; University of Michigan, host; March 21-23, 1996.
 Division II, 15th: University of North Dakota; Grand Forks, North Dakota; March 13-16, 1996.
 Division III, 15th: Emory University; Atlanta; March 14-16, 1996.

1996.

Division III, 22nd: Saratoga Spa State Park Championship Course; Saratoga, New York; Skidmore College, host; May 21-24, 1996.

Women's

Division I, 1st: La Quinta Country Club; La Quinta, California; University of California, Los Angeles, host; May 22-25, 1996.
 Divisions II and III, 1st: The Meadows; Allendale, Michigan; Grand Valley State University, host; May 14-17, 1996.

Lacrosse

Men's

Division I, 26th: Byrd Stadium; College Park, Maryland; University of Maryland, College Park, host; May 25 and 27, 1996.
 Division II, 12th: To be determined; May 11 or 12, 1996.
 Division III, 17th: Byrd Stadium; College Park, Maryland; University of Maryland, College Park, host; May 26, 1996.



Two lines will go here

Indoor track

Men's

Division I, 32nd: RCA Dome; Indianapolis; Butler University and USA Track and Field, cohosts; March 8-9, 1996.
 Division II, 11th: RCA Dome; Indianapolis; Butler University and USA Track and Field, cohosts; March 8-9, 1996.
 Division III, 12th: Smith College; Northampton, Massachusetts; March 8-9, 1996.

Women's

Division I, 14th: RCA Dome; Indianapolis; Butler University and USA Track and Field, cohosts; March 8-9, 1996.
 Division II, 11th: RCA Dome; Indianapolis; Butler University and USA Track and Field, cohosts; March 8-9, 1996.
 Division III, 12th: Smith College; Northampton, Massachusetts; March 8-9, 1996.

Wrestling

Division I, 66th: Target Center; Minneapolis; University of Minnesota, Twin Cities, host; March 21-23, 1996.
 Division II, 34th: University of Northern Colorado; Greeley, Colorado; March 15-16, 1996.
 Division III, 23rd: State University College at Cortland, Cortland, New York; March 1-2, 1996.

Spring

Baseball

Division I, 50th: Rosenblatt Municipal Stadium; Omaha, Nebraska; Creighton University, host; May 31-June 8, 1996.
 Division II, 29th: Paterson Field; Montgomery, Alabama; Valdosta State University, host; May 25-June 1, 1996.
 Division III, 21st: Salem Baseball Stadium; Salem, Virginia; Old Dominion Athletic Conference, host; May 23-28, 1996.

Golf

Men's

Division I, 99th: Honors Course; Chattanooga, Tennessee; University of Tennessee at Chattanooga, host; May 29-June 1, 1996.
 Division II, 34th: Oak Tree Country Club West Course; Edmond, Oklahoma; University of Central Oklahoma, host; May 21-24,

Women's

National Collegiate, 15th: Lehigh University; Bethlehem, Pennsylvania; May 18-19, 1996.
 Division III, 12th: Lehigh University; Bethlehem, Pennsylvania; May 18-19, 1996.

Softball

Women's

Division I, 15th: Golden Park; Columbus, Georgia; City of Columbus, host; May 23-27, 1996.
 Division II, 15th: Emporia State University; Emporia, Kansas; May 18-20, 1996.
 Division III, 15th: Salem, Virginia; Old Dominion Athletic Conference, host; May 16-19, 1996.

Tennis

Men's

Division I, 112th annual: University of Georgia; Athens, Georgia; May 18-26, 1996.
 Division II, 34th: University of Central Oklahoma; Edmond, Oklahoma; May 10-13, 1996.
 Division III, 21st: Emory University; Atlanta; May 16-21, 1996.

Women's

Division I, 15th: Florida State University; Tallahassee, Florida; May 18-26, 1996.
 Division II, 15th: University of Central Oklahoma; Edmond, Oklahoma; May 9-12, 1996.
 Division III, 15th: Kalamazoo College; Kalamazoo, Michigan; May 7-13, 1996.

Outdoor track and field

Men's

Division I, 75th: University of Oregon; Eugene, Oregon; May 29-June 1, 1996.
 Division II, 34th: University of California, Riverside; Riverside, California; May 23-25, 1996.
 Division III, 23rd: North Central College; Naperville, Illinois; May 22-25, 1996.

Women's

Division I, 15th: University of Oregon; Eugene, Oregon; May 29-June 1, 1996.
 Division II, 15th: University of California, Riverside; Riverside, California; May 23-25, 1996.
 Division III, 15th: North Central College; Naperville, Illinois; May 22-25, 1996.

Volleyball

Men's

National Collegiate, 27th: Pauley Pavilion; Los Angeles; University of California, Los Angeles, host; May 3-4, 1996.

Photo credit goes here

Tournament world becomes topsy-turvy for top teams

BY RICK CAMPBELL
NCAA STATISTICS COORDINATOR

Ever wonder why they call it "March Madness?"

The fact that a lower-seeded team can take on and defeat a higher seed on a neutral court is one of the major attractions of the college game. It is that shadow of doubt that keeps college fans poised on the edge of their seats.

Judging by previous tournament upsets, "March Madness" again promised to be the phrase of the day as the 1996 Division I Men's Basketball Championship tipped off.

A major upset is defined as one involving teams separated by at least five places in the seedings (such as No. 11 over a No. 6 or a No. 7 over a No. 2), because that means the teams were at least 16 places apart in the rankings used for regional seeding. By that definition, there were five major upsets in the first round of the 1995 tournament (see accompanying table).

Last season, for the second year in a row, all four top seeds in each region survived the opening round. Only eight No. 1 seeds have won the championship since team seeding began in 1979 and only once (1993) in that period have as many as three No. 1 seeds reached the Final Four.

Coaching chart

The accompanying men's coaching chart details the tournament and career history of each coach in this year's 64-team bracket.

Thirteen coaches are in the NCAA championship for the first time — led by four who also are first-year head coaches. The first-time tournament coaches in their first season as a head coach are North Carolina-Greensboro's Randy Peele, Penn State's Jerry Dunn, Tulsa's Steve Robinson and Western Carolina's Phil Hopkins. The other first-time tournament coaches are Austin Peay State's Dave Loos, Canisius' John Beilein, Monmouth's (New Jersey) Wayne Szoke, Montana State's Mick Durham, New Orleans' George Price, Northern Illinois' Brian Hammel, Portland's Rob Chavez, Valparaiso's Homer Drew and Wisconsin-Green Bay's Mike Heideman. Virginia Tech's Bill Foster wins the prize for the longest interval between appearances. His only other invitation came in 1980 at Clemson. San Jose State's Stan Morrison last led Southern California to the tourney in 1985.

Most-improved teams

Cal Poly San Luis Obispo leads the parade of men's most-improved teams in 1996. The Mustangs, under first-year head coach Jeff Schneider, have improved 14 games over last season, going from 1-26 to 16-13 this year. To determine games improved, add additional victories in the second year and subtract losses from the previous year, then divide by two.

Of the top-10 most-improved teams, only New Mexico and Boston College made the men's bracket this year.

First-time teams

Four teams are in the tournament for the first time in school history. They are Monmouth (New Jersey), North Carolina-Greensboro, Valparaiso and Western Carolina.

Thirty-one teams that played in the 1995 tournament are back in this year's field. Canisius (last invited in 1957), Portland State (1959), San Jose State (1980), Virginia Commonwealth (1985), Montana State (1986), Virginia

1996 MEN'S TEAM COACHING RECORDS

| SOUTHEAST REGION | | | | | | | | | | Career | | | | NCAA Tournament | | | | | |
|------------------|------------------|-----------|------------|-----|------|----|----|----|-----|-------------------|-----|-----|------|-----------------|------|-------|----|----|----|
| Sd | Team | Last App. | Prev. App. | Won | Lost | CH | 2d | 3d | 4th | Coach | Yrs | Won | Lost | Pct. | App. | Rec. | CH | 2d | FF |
| 1 | Connecticut | 1995 | 18 | 15 | 19 | 0 | 0 | 0 | 0 | Jim Calhoun* | 24 | 468 | 235 | .666 | 10 | 14-10 | 0 | 0 | 0 |
| 2 | Cincinnati | 1995 | 14 | 28 | 13 | 2 | 1 | 3 | 0 | Bob Huggins* | 15 | 331 | 134 | .712 | 5 | 8-5 | 0 | 0 | 1 |
| 3 | Georgia Tech | 1993 | 10 | 14 | 10 | 0 | 0 | 1 | 0 | Bobby Cremins | 21 | 396 | 241 | .622 | 10 | 13-10 | 0 | 0 | 1 |
| 4 | UCLA | 1995 | 31 | 74 | 24 | 11 | 1 | 2 | 1 | Jim Harrick* | 17 | 358 | 159 | .692 | 11 | 14-10 | 1 | 0 | 1 |
| 5 | Mississippi St. | 1995 | 3 | 3 | 3 | 0 | 0 | 0 | 0 | Richard Williams* | 10 | 160 | 129 | .554 | 2 | 2-2 | 0 | 0 | 0 |
| 6 | Indiana | 1995 | 24 | 50 | 19 | 5 | 0 | 2 | 0 | Bob Knight* | 31 | 678 | 246 | .734 | 19 | 40-16 | 3 | 0 | 5 |
| 7 | Temple | 1995 | 19 | 22 | 19 | 0 | 0 | 2 | 0 | John Chaney* | 24 | 539 | 187 | .742 | 11 | 14-11 | 0 | 0 | 0 |
| 8 | Duke | 1994 | 19 | 56 | 17 | 2 | 5 | 4 | 0 | Mike Krzyzewski | 21 | 449 | 198 | .694 | 11 | 39-9 | 2 | 3 | 7 |
| 9 | Eastern Mich. | 1991 | 2 | 2 | 2 | 0 | 0 | 0 | 0 | Ben Braun | 19 | 332 | 234 | .597 | 2 | 2-2 | 0 | 0 | 0 |
| 10 | Oklahoma | 1995 | 14 | 20 | 14 | 0 | 2 | 1 | 0 | Kelvin Sampson* | 13 | 216 | 169 | .613 | 2 | 0-2 | 0 | 0 | 0 |
| 11 | Boston College | 1994 | 9 | 14 | 10 | 0 | 0 | 0 | 0 | Jim O'Brien | 14 | 212 | 207 | .506 | 1 | 3-1 | 0 | 0 | 0 |
| 12 | Va. Commonwealth | 1985 | 5 | 4 | 5 | 0 | 0 | 0 | 0 | Sonny Smith | 20 | 316 | 271 | .538 | 5 | 7-5 | 0 | 0 | 0 |
| 13 | Princeton | 1992 | 18 | 11 | 22 | 0 | 0 | 1 | 0 | Pete Carril | 30 | 524 | 272 | .658 | 10 | 3-10 | 0 | 0 | 0 |
| 14 | Austin Peay | 1987 | 3 | 2 | 4 | 0 | 0 | 0 | 0 | Jim O'Brien | 10 | 158 | 146 | .520 | 0 | 0-0 | 0 | 0 | 0 |
| 15 | N.C.-Greensboro | First | 0 | 0 | 0 | 0 | 0 | 0 | 0 | Randy Peele | 1 | 20 | 9 | .690 | 0 | 0-0 | 0 | 0 | 0 |
| 16 | Colgate | 1995 | 1 | 0 | 1 | 0 | 0 | 0 | 0 | Jack Bruen* | 14 | 204 | 179 | .533 | 1 | 0-1 | 0 | 0 | 0 |

| WEST REGION | | | | | | | | | | Career | | | | NCAA Tournament | | | | | |
|-------------|-----------------|-----------|------------|-----|------|----|----|----|-----|----------------|-----|-----|------|-----------------|------|-------|----|----|----|
| Sd | Team | Last App. | Prev. App. | Won | Lost | CH | 2d | 3d | 4th | Coach | Yrs | Won | Lost | Pct. | App. | Rec. | CH | 2d | FF |
| 1 | Purdue | 1995 | 14 | 17 | 14 | 0 | 1 | 1 | 0 | Gene Keady* | 18 | 385 | 166 | .699 | 12 | 9-12 | 0 | 0 | 0 |
| 2 | Kansas | 1995 | 24 | 51 | 24 | 2 | 4 | 2 | 2 | Roy Williams* | 8 | 210 | 55 | .792 | 6 | 15-6 | 0 | 1 | 2 |
| 3 | Arizona | 1995 | 14 | 15 | 14 | 0 | 0 | 2 | 0 | Lute Olson* | 23 | 505 | 193 | .723 | 16 | 20-17 | 0 | 0 | 3 |
| 4 | Syracuse | 1995 | 22 | 30 | 23 | 0 | 1 | 0 | 1 | Jim Boeheim* | 20 | 478 | 158 | .752 | 16 | 22-16 | 0 | 1 | 1 |
| 5 | Memphis | 1995 | 15 | 18 | 15 | 0 | 1 | 1 | 0 | Larry Finch* | 10 | 204 | 114 | .642 | 5 | 6-5 | 0 | 0 | 0 |
| 6 | Iowa | 1993 | 16 | 22 | 18 | 0 | 1 | 0 | 2 | Tom Davis | 25 | 480 | 258 | .650 | 8 | 14-8 | 0 | 0 | 0 |
| 7 | Maryland | 1995 | 12 | 17 | 12 | 0 | 0 | 0 | 0 | Gary Williams* | 18 | 329 | 217 | .603 | 5 | 8-5 | 0 | 0 | 0 |
| 8 | Georgia | 1991 | 5 | 4 | 5 | 0 | 0 | 1 | 0 | Tubby Smith* | 5 | 98 | 52 | .653 | 2 | 4-2 | 0 | 0 | 0 |
| 9 | Clemson | 1990 | 4 | 6 | 4 | 0 | 0 | 0 | 0 | Rick Barnes | 9 | 161 | 109 | .596 | 3 | 0-3 | 0 | 0 | 0 |
| 10 | Santa Clara | 1995 | 10 | 10 | 12 | 0 | 0 | 0 | 1 | Dick Davey* | 4 | 72 | 41 | .637 | 2 | 1-2 | 0 | 0 | 0 |
| 11 | Geo. Washington | 1994 | 4 | 3 | 4 | 0 | 0 | 0 | 0 | Mike Jarvis | 11 | 214 | 117 | .647 | 4 | 3-4 | 0 | 0 | 0 |
| 12 | Drexel | 1995 | 3 | 0 | 3 | 0 | 0 | 0 | 0 | Bill Herrion* | 5 | 111 | 37 | .750 | 2 | 0-2 | 0 | 0 | 0 |
| 13 | Montana St. | 1986 | 2 | 0 | 2 | 0 | 0 | 0 | 0 | Mick Durham | 6 | 93 | 75 | .554 | 0 | 0-0 | 0 | 0 | 0 |
| 14 | Valparaiso | First | 0 | 0 | 0 | 0 | 0 | 0 | 0 | Homer Drew | 20 | 366 | 251 | .593 | 0 | 0-0 | 0 | 0 | 0 |
| 15 | South Caro. St. | 1989 | 1 | 0 | 1 | 0 | 0 | 0 | 0 | Cy Alexander | 9 | 150 | 113 | .570 | 1 | 0-1 | 0 | 0 | 0 |
| 16 | Western Caro. | First | 0 | 0 | 0 | 0 | 0 | 0 | 0 | Phil Hopkins | 1 | 17 | 12 | .586 | 0 | 0-0 | 0 | 0 | 0 |

| EAST REGION | | | | | | | | | | Career | | | | NCAA Tournament | | | | | |
|-------------|------------------|-----------|------------|-----|------|----|----|----|-----|---------------------|-----|-----|------|-----------------|------|-------|----|----|----|
| Sd | Team | Last App. | Prev. App. | Won | Lost | CH | 2d | 3d | 4th | Coach | Yrs | Won | Lost | Pct. | App. | Rec. | CH | 2d | FF |
| 1 | Massachusetts | 1995 | 5 | 7 | 5 | 0 | 0 | 0 | 0 | John Calipari* | 8 | 189 | 70 | .730 | 4 | 7-4 | 0 | 0 | 0 |
| 2 | Georgetown | 1995 | 19 | 33 | 18 | 1 | 3 | 0 | 0 | John Thompson* | 24 | 550 | 207 | .727 | 18 | 31-17 | 1 | 2 | 3 |
| 3 | Texas Tech | 1993 | 9 | 3 | 10 | 0 | 0 | 0 | 0 | James Dickey | 5 | 98 | 48 | .671 | 1 | 0-1 | 0 | 0 | 0 |
| 4 | Marquette | 1994 | 19 | 27 | 20 | 1 | 1 | 0 | 0 | Mike Deane | 12 | 233 | 122 | .656 | 1 | 1-1 | 0 | 0 | 0 |
| 5 | Penn St. | 1991 | 6 | 7 | 8 | 0 | 0 | 1 | 0 | Jerry Dunn | 1 | 21 | 6 | .778 | 0 | 0-0 | 0 | 0 | 0 |
| 6 | North Caro. | 1995 | 29 | 67 | 29 | 3 | 4 | 3 | 2 | Dean Smith* | 35 | 850 | 246 | .776 | 25 | 60-25 | 2 | 3 | 10 |
| 7 | New Mexico | 1994 | 6 | 2 | 7 | 0 | 0 | 0 | 0 | Dave Bliss | 21 | 390 | 245 | .614 | 7 | 4-7 | 0 | 0 | 0 |
| 8 | Bradley | 1988 | 6 | 9 | 6 | 0 | 2 | 0 | 0 | Jim Molinari | 7 | 125 | 81 | .607 | 1 | 0-1 | 0 | 0 | 0 |
| 9 | Stanford | 1995 | 4 | 4 | 3 | 1 | 0 | 0 | 0 | Mike Montgomery* | 18 | 335 | 196 | .631 | 3 | 1-3 | 0 | 0 | 0 |
| 10 | Kansas St. | 1993 | 21 | 27 | 25 | 0 | 1 | 0 | 3 | Tom Asbury | 8 | 154 | 85 | .644 | 3 | 0-3 | 0 | 0 | 0 |
| 11 | New Orleans | 1993 | 3 | 1 | 3 | 0 | 0 | 0 | 0 | George Price | 2 | 41 | 19 | .683 | 0 | 0-0 | 0 | 0 | 0 |
| 12 | Arkansas | 1995 | 21 | 35 | 21 | 1 | 1 | 4 | 0 | Nolan Richardson* | 16 | 389 | 131 | .748 | 11 | 22-10 | 1 | 1 | 3 |
| 13 | Monmouth (N.J.) | First | 0 | 0 | 0 | 0 | 0 | 0 | 0 | Wayne Szoke | 12 | 186 | 149 | .555 | 0 | 0-0 | 0 | 0 | 0 |
| 14 | Northern Ill. | 1991 | 2 | 0 | 2 | 0 | 0 | 0 | 0 | Brian Hammel | 11 | 166 | 135 | .551 | 0 | 0-0 | 0 | 0 | 0 |
| 15 | Mississippi Val. | 1992 | 2 | 0 | 2 | 0 | 0 | 0 | 0 | Lafayette Stribling | 13 | 180 | 190 | .486 | 2 | 0-2 | 0 | 0 | 0 |
| 16 | Central Fla. | 1994 | 1 | 0 | 1 | 0 | 0 | 0 | 0 | Kirk Speraw | 3 | 43 | 43 | .500 | 1 | 0-1 | 0 | 0 | 0 |

| MIDWEST REGION | | | | | | | | | | Career | | | | NCAA Tournament | | | | | |
|----------------|----------------|-----------|------------|-----|------|----|----|----|-----|----------------|-----|-----|------|-----------------|------|-------|----|----|----|
| Sd | Team | Last App. | Prev. App. | Won | Lost | CH | 2d | 3d | 4th | Coach | Yrs | Won | Lost | Pct. | App. | Rec. | CH | 2d | FF |
| 1 | Kentucky | 1995 | 37 | 66 | 34 | 5 | 2 | 3 | 0 | Rick Pitino* | 14 | 311 | 119 | .723 | 6 | 15-6 | 0 | 0 | 2 |
| 2 | Wake Forest | 1995 | 13 | 18 | 13 | 0 | 0 | 1 | 0 | Dave Odom* | 10 | 177 | 113 | .610 | 5 | 6-5 | 0 | 0 | 0 |
| 3 | Villanova | 1995 | 22 | 35 | 22 | 1 | 1 | 1 | 0 | Steve Lappas* | 8 | 134 | 107 | .556 | 1 | 0-1 | 0 | 0 | 0 |
| 4 | Utah | 1995 | 17 | 20 | 20 | 1 | 0 | 0 | 2 | Rick Majerus* | 12 | 248 | 102 | .709 | 4 | 5-4 | 0 | 0 | 0 |
| 5 | Iowa St. | 1995 | 8 | 5 | 8 | 0 | 0 | 1 | 0 | Tim Floyd* | 10 | 208 | 102 | .671 | 3 | 1-3 | 0 | 0 | 0 |
| 6 | Louisville | 1995 | 25 | 43 | 27 | 2 | 0 | 3 | 2 | Denny Crum* | 25 | 585 | 223 | .724 | 19 | 37-19 | 2 | 0 | 2 |
| 7 | Michigan | 1995 | 18 | 40 | 17 | 1 | 4 | 1 | 0 | Steve Fisher* | 8 | 160 | 70 | .696 | 6 | 20-5 | 1 | 2 | 3 |
| 8 | Wis.-Green Bay | 1995 | 3 | 1 | 3 | 0 | 0 | 0 | 0 | Mike Heideman | 5 | 91 | 28 | .765 | 0 | 0-0 | 0 | 0 | 0 |
| 9 | Virginia Tech | 1986 | 6 | 4 | 6 | 0 | 0 | 0 | 0 | Bill Foster | 29 | 516 | 308 | .626 | 1 | 3-1 | 0 | 0 | 0 |
| 10 | Texas | 1995 | 14 | 13 | 17 | 0 | 0 | 2 | 0 | Tom Penders* | 25 | 445 | 289 | .606 | 7 | 9-7 | 0 | 0 | 0 |
| 11 | Tulsa | 1995 | 8 | 5 | 8 | 0 | 0 | 0 | 0 | Steve Robinson | 1 | 22 | 7 | .759 | 0 | 0-0 | 0 | 0 | 0 |
| 12 | California | 1994 | 8 | 14 | 8 | 1 | 1 | 0 | 1 | Todd Bozeman | 4 | 63 | 34 | .649 | 2 | 2-2 | 0 | 0 | 0 |
| 13 | Canisius | 1957 | 3 | 6 | 3 | 0 | 0 | 0 | 0 | John Beilein | 14 | 255 | 149 | .631 | 0 | 0-0 | 0 | 0 | 0 |
| 14 | Portland | 1959 | 1 | 0 | 1 | 0 | 0 | 0 | 0 | Rob Chavez | 4 | 68 | 45 | .602 | 0 | 0-0 | 0 | 0 | 0 |
| 15 | Northeast La. | 1993 | 6 | 0 | 6 | 0 | 0 | 0 | 0 | Mike Vining | 15 | 279 | 166 | .627 | 6 | 0-6 | 0 | 0 | 0 |
| 16 | San Jose St. | 1980 | 2 | 0 | 2 | 0 | 0 | 0 | 0 | Stan Morrison | 21 | 259 | 317 | .450 | 3 | 0-3 | 0 | 0 | 0 |

*Coach was also in 1995 field.

1995 MAJOR UPSETS

| Rd. | Winner (Seed) | Losers (Seed) | Score |
|-----|-------------------|------------------|--------------|
| 1 | Weber St. (14) | Michigan St. (3) | 79-72 |
| 1 | Old Dominion (14) | Villanova (3) | 89-81 (3 ot) |
| 1 | Manhattan (13) | Oklahoma (4) | 77-67 |
| 1 | Miami (Ohio) (12) | Arizona (5) | 71-62 |
| 1 | Texas (11) | Oregon (6) | 90-73 |

Tech (1986) and Austin Peay State (1987) have waited the longest to return to the tourney this year.

Losing records

Central Florida (11-18) and San Jose State (13-16) each have losing records in this year's field. This is the first time since 1955 that more than one team in the bracket had a losing mark. The others in tournament history were Bradley, 1955 (7-19); Oklahoma City, 1955 (9-17); George Washington, 1961 (9-16); Texas, 1974 (12-14); Missouri, 1978 (14-15); Lehigh, 1985 (12-18); Montana State, 1986 (14-16); East Carolina, 1993 (13-16) and Florida International, 1995 (11-18).

1996 MOST-IMPROVED TEAMS

| School | 1995 | 1996 | Diff. |
|--------------|-------|-------|---------|
| Cal Poly SLO | 1-26 | 16-13 | +14 |
| New Mexico# | 15-15 | 27-4 | +11 1/2 |
| Iona | 10-17 | 21-7 | +10 1/2 |
| Davidson</ | | | |

■ Legislative assistance

1996 Column No. 11

NCAA Bylaw 14.3.1.3.1 Core-course time limitation

NCAA Division I institutions should note that in accordance with NCAA Bylaw 14.3.1.3.1, only courses completed during grades nine through 12 may be considered core courses, unless the student repeats a regular term or academic year of secondary studies following high-school graduation. In the latter instance, if the core-curriculum requirements are completed during a repeated term, the student's initial, full-time collegiate enrollment shall not occur until the following academic year, and the core-curriculum courses used to satisfy the requirements of Bylaw 14.3 must be taken at the high school from which the student graduates. Otherwise, courses taken following completion of the student's eighth semester (e.g., summer school after the senior year) may not be used to satisfy core-curriculum requirements. During its February 1, 1996, telephone conference, the NCAA Interpretations Committee determined that a prospect who receives an incomplete grade (as opposed to a withdrawal) for a core course taken during the prospect's eighth semester may complete the course during the following summer and use the course for purposes of meeting initial-eligibility requirements, provided the completed course is placed on the high-school transcript for the prospect's eighth semester and the prospect completes the course prior to becoming a student-athlete (i.e., prior to the prospect's first day of practice or the prospect's first day of classes, whichever is earlier).

NCAA Bylaw 17.7.6 Spring practice — Divisions I and II football

NCAA Divisions I and II institutions should note that in accordance with Bylaws 17.7.6-(a) and 17.7.6-(b), it is permissible to engage in 15 postseason football practice sessions [including intrasquad scrimmages and the spring game permitted in Bylaw 17.7.5.2-(a)], provided they are conducted within a period of 29

consecutive calendar days, omitting vacation and examination days officially announced on the institution's calendar and days during which the institution is closed due to inclement weather. Further, in Division II only, no practices are permitted on Sundays.

In both Divisions I and II, practice sessions held during vacation days may not be of longer duration than those normally held when academic classes are in session. Only 10 of the 15 sessions may involve contact. An institution has the discretion to determine the practice activities that may occur during noncontact sessions (e.g., use of blocking dummies), provided no football gear or protective equipment other than head gear, shoulder pads, shoes, pants and porous lightweight jerseys are worn by the involved student-athletes. A student-athlete's participation in countable athletically related activities (see Bylaw 17.02.1.1) during the spring practice period shall be limited to a maximum of four hours per day and 20 hours per week.

NCAA Bylaws 14.6 and 30.2.1.1 High-school all-star games

NCAA institutions should note that in accordance with Bylaw 14.6, a student-athlete shall be denied the first year of intercollegiate athletics competition if, following completion of high-school eligibility in the student-athlete's sport and prior to the student-athlete's high-school graduation, the student-athlete competes in more than two all-star football contests or two all-star basketball contests. In this regard, pursuant to Bylaw 30.2.1.1, a high-school all-star contest is any contest in the sport of football or basketball that meets the following criteria:

1. The teams participating in the contest involve individuals who have completed their high-school eligibility in the sport and have not yet enrolled in and attended classes during a regular term at a collegiate institution.
2. The contest is scheduled and publicized in advance.
3. The competition is sponsored and promoted by an individual, organization or agency.
4. The individuals are selected for participation in the contest on an invitational basis and have not yet competed together previously as members of a team that played regularly scheduled games in an organized recreation or interscholastic program.

Contests conducted under the criteria listed in Bylaw 30.2.1.1 shall not be considered all-star competition for purposes of Bylaw 14.6 if one or more of the following conditions is applicable:

1. The contest occurs within a framework of a regularly scheduled recreational program involving participants solely from the community in which the sponsor is located;
2. The competition is limited solely to participants from the community in which the sponsor is located and no revenue, including gate receipts, concessions, program sales or contributions, is generated from the contest;
3. The competition is scheduled within the framework of an established cultural exchange program involving other educational activities; or
4. The contest is scheduled in conjunction with developmental competition sponsored by the national governing body of amateur basketball (USA Basketball) or an active member thereof.

During its February 23, 1981, telephone conference, the NCAA officers (the group that was responsible at that time for issuing official interpretations between meetings of the NCAA Council), determined that all-star contests involving prospective student-athletes would be subject to the high-school all-star criteria even if other individuals whose eligibility is not affected (i.e., prospective student-athletes who have not exhausted their eligibility for high-school competition) are involved as participants. Accordingly, if a high-school basketball all-star contest involves some individuals who have completed their high-school eligibility and some individuals who have not completed their high-school eligibility, the participants who have exhausted high-school eligibility would be subject to the limitations set forth in Bylaw 14.6.

This material was provided by the legislative services staff as an aid to member institutions. If an institution has a question or comment regarding this column, such correspondence should be directed to Steve Mallonee, director of legislative services, at the NCAA national office. This information is available on the Collegiate Sports Network.

Funding

► Continued from page 1

includes an emerging sports model for sports such as archery, badminton, women's ice hockey, rowing, skiing, synchronized swimming, team handball and water polo.

As part of the conference-grant model, the task force created a survival model. That model currently addresses only men's gymnastics.

The conference-grant model also includes wrestling.

The promotion model is aimed at sports such as track and field, wrestling, and swimming.

"We'll get (funding for the initiatives) in the

budget and then hopefully we'll get this thing rolling," Steinbrenner said. "I don't know whether it will be in two phases or one phase. I think the (conference-grant model) is the first thing we have to get out. The (promotions model) can come as we see how the first phase goes.

"The important thing is that we keep this process moving. So far, the NCAA has been tremendous in the steps they've taken. They've got a pretty good thing going and yet, they've extended themselves to us and have been very understanding and willing to sit down and talk over the various things. Now, we must take the

next step."

Before that next step can be taken, Steinbrenner says representatives from national governing bodies (NGBs) and athletes must be included in the decision-making process. He said that input from those parties must be solicited if the decision-making process is to move forward.

"The thing that will dictate (the process) is how quickly we can get the NGBs and athletes involved," Steinbrenner said. "We need to enlarge it, to get people who really understand this situation.

"We have to have those people in there shaping it."

Once that process is complete, Steinbrenner said, it is imperative that the USOC fund the initiatives.

"The NCAA has put the ball squarely into the court of the USOC," Steinbrenner said. "They've taken the first major step. They've helped us tremendously by allowing athletes to work out at schools. They moved so fast last fall, it's just amazing.

"Now we need to do something in return. Unless we're foolish, we will want to cement this relationship between the NCAA and the USOC. We're crazy if we pass up this opportunity. It's a tremendous thing."

Home schooling

► Continued from page 1

is that student-athletes who receive home instruction have their initial-eligibility documents coordinated by the NCAA staff and not by the clearinghouse. That approach is one of several advantages afforded to home-schooled student-athletes, she said.

"There's a delay in going through the clearinghouse," Upton said. "It's not the same for the home-schooled student. (Their materials) are hand-held by the NCAA. There's an inequity there."

Marybeth Ruskamp, an NCAA legislative assistant who is responsible for processing home schooling, said the initial-eligibility process is handled by NCAA staff for several reasons — none of which, she said, gives home-schooled student-athletes an advantage.

At the moment, Ruskamp and the NCAA legislative services staff process about a dozen home-schooling cases each year. The legislative services staff checks each home-schooling case against the minimum threshold review/approval criteria that were drafted by the NCAA Council Subcommittee on Initial-Eligibility Waivers in February 1995 to determine if approval can be granted by the staff or whether the case must be sent to the subcommittee for review.

"They are required to meet the same initial-eligibility standards as other students," Ruskamp

said. "If anything, home-schooled students are held to a higher scrutiny because we have to evaluate every aspect of their schooling, and it can be more time-consuming than the evaluation done by the clearinghouse. It also involves a great deal of communication with the parents."

Ruskamp said home-schooled students must present a transcript chronicling all courses they have taken; a list of textbooks used in those courses, including the table of contents from the books; course syllabi; copies of tests administered to the student; and other validating documentation. College-bound student-athletes who receive home schooling must meet the core-course requirement of 13, the same as for students in conventional schools.

Standardized test scores become especially significant in waiver cases involving home-schooled student-athletes, Ruskamp said. In Division I, a home-schooled student-athlete achieving a composite score of 1110 (recentered) on the SAT or a 95 sum score on the ACT, along with minimum subscores on those tests, can be approved by the staff with or without independent assessment, assuming the core-course requirement has been met. In Division II, the staff can approve a prospect if he or she has met the core-course requirement and also scored a 920 (recentered) on the SAT or a sum score of 77 on the ACT, along with minimum subscores.

If a home-schooled student does not meet

those qualifications, the case is then reviewed by the Council Subcommittee on Initial-Eligibility Waivers. If the student-athlete presents evidence of independent assessment of his or her academic progress, the standardized-test-score threshold is lessened somewhat and other factors of the individual's academic performance, such as a grade-point average, are considered.

In the absence of staff approval or independent assessment — in other words, if the student-athlete's parents administered all of the grades and tests — the subcommittee will review the case with the option of providing a partial waiver that would permit the prospect to be eligible for financial aid during the first year (but ineligible for practice or competition).

"It's all very elaborate," said Jerry L. Kingston of Arizona State University, chair of the NCAA Academic Requirements Committee.

Ruskamp said most of the initial-eligibility waivers processed for home-schooled students have involved individual sports.

To date, almost all home-schooled students have been granted approval as full qualifiers because of their strong academic histories. In 1995, the NCAA staff processed 18 initial-eligibility waivers for home-schooled students, 15 in Division I. Of those, 16 SAT scores were submitted, averaging 1090. The other two cases used the ACT, with scores of 33 and 34.

While those figures are impressive, to Upton

they are beside the point, which is that extracurricular activities are a privilege and not a right. She said that home-schooled students have many options for participating in athletics outside of public schools, such as the YMCA or YWCA, the AAU, and intramural or club sports.

Home instruction is legal in every state, according to the Home School Legal Defense Association. The association says about one million U.S. children receive home schooling.

In the recent surge of litigation and legislation, home-schooling parents have argued that because they pay school taxes, their children should be afforded the same services offered to students who attend in-school classes.

The National Federation disagrees, said Upton, who noted that there are many state programs that a particular taxpayer may not use.

Upton asserts that by allowing home-schooled students to participate in extracurricular activities, the bond among a school's students can be altered, thus disrupting school spirit and cohesion.

"We believe (athletics) participants assume leadership roles," Upton said. "When someone is coming from home (to participate), they have little or no contact with those students from the school. When you compete in athletics, you are a role model. It brings a school together. If we lose that, we lose the fabric holding together a school's overall mission."