

Average RPI Win:	45	WON-LOST	WINNING	LAST 10	STRENGTH OF	OPP. STRENGTH	TEAM	ADJ	CONF.	ADJ CONF.				
Average RPI Loss:	4	RECORD	PCT. RANK	GAMES	SCHEDULE	OF SCHEDULE	RPI	RPI	RPI	RPI				
DIV. I ONLY		21- 2	.91304	3	8- 2	3	3	1	.75418	1	2	2		
DIV. I NON-CONF.		11- 0	1	1	0- 0	5	11	1	.7625	1	1	1		
<hr/>														
TOTALS	RPI 1-25	RPI 26-50		W-L RECORDS		RPI 51-100		RPI 101-150		RPI 150+				
21- 2	7- 2	6- 0		OVERALL		7- 0		1- 0		0- 0				
10- 1	4- 1	4- 0		HOME		1- 0		1- 0		0- 0				
7- 1	2- 1	2- 0		AWAY		3- 0		0- 0		0- 0				
4- 0	1- 0	0- 0		NEUTRAL		3- 0		0- 0		0- 0				
<hr/>														
11- 0	3- 0	4- 0		NON-CONFERENCE		4- 0		0- 0		0- 0				
5- 0	2- 0	3- 0		HOME		0- 0		0- 0		0- 0				
2- 0	0- 0	1- 0		AWAY		1- 0		0- 0		0- 0				
4- 0	1- 0	0- 0		NEUTRAL		3- 0		0- 0		0- 0				
<hr/>														
10- 2	4- 2	2- 0		CONFERENCE		3- 0		1- 0		0- 0				
5- 1	2- 1	1- 0		HOME		1- 0		1- 0		0- 0				
5- 1	2- 1	1- 0		AWAY		2- 0		0- 0		0- 0				
0- 0	0- 0	0- 0		NEUTRAL		0- 0		0- 0		0- 0				
<hr/>														
RPI	S	Opponent	Score		RPI	S	Opponent	Score		RPI	S	Opponent	Score	
2	A	Nebraska	1	3	34	H	Dayton	3	2	51	A	BYU	3	0
6	A	Minnesota	3	2	37	H	Michigan St.	3	2	54	A	Wisconsin	3	0
6	H	Minnesota	0	3	38	A	Ohio St.	3	0	54	H	Wisconsin	3	1
10	H	Purdue	3	1	43	H	Houston	3	1	59	N	UC Santa Barbara	3	1
14	A	Penn St.	3	2	48	A	Middle Tenn.	3	0	62	N	St. Mary's (CA)	3	0
15	H	Tennessee	3	1	49	H	Louisville	3	2	78	A	Northwestern	3	0
19	H	Michigan	3	1						91	N	Cal Poly	3	1
22	N	Tulsa	3	2										
24	H	Cincinnati	3	0										
<hr/>														
LAST 10 GAMES														
		6 H Minnesota	0	3			19 H Michigan	3	1					
		54 H Wisconsin	3	1			14 A Penn St.	3	2					
		2 A Nebraska	1	3			38 A Ohio St.	3	0					
		78 A Northwestern	3	0			10 H Purdue	3	1					
		37 H Michigan St.	3	2			133 H Indiana	3	1					

Non-Div. I Games:

Illinois

Average RPI Win: 63		WON-LOST	WINNING	LAST 10	STRENGTH OF		OPP. STRENGTH	TEAM	ADJ	CONF.	ADJ CONF.
Average RPI Loss: 25		RECORD	PCT. RANK	GAMES	SCHEDULE		OF SCHEDULE	RPI	RPI	RPI	RPI
DIV. I ONLY		18- 2	.9	4	6		5	2	.72997	2	2
DIV. I NON-CONF.		7- 1	.875	22	39		19	12	.67214	12	1
TOTALS		RPI 1-25	RPI 26-50		W-L RECORDS		RPI 51-100		RPI 101-150		RPI 150+
18- 2		6- 1	3- 1		OVERALL		5- 0		3- 0		1- 0
10- 0		4- 0	1- 0		HOME		2- 0		2- 0		1- 0
6- 2		2- 1	2- 1		AWAY		1- 0		1- 0		0- 0
2- 0		0- 0	0- 0		NEUTRAL		2- 0		0- 0		0- 0
7- 1		1- 0	0- 1		NON-CONFERENCE		4- 0		1- 0		1- 0
4- 0		1- 0	0- 0		HOME		2- 0		0- 0		1- 0
1- 1		0- 0	0- 1		AWAY		0- 0		1- 0		0- 0
2- 0		0- 0	0- 0		NEUTRAL		2- 0		0- 0		0- 0
11- 1		5- 1	3- 0		CONFERENCE		1- 0		2- 0		0- 0
6- 0		3- 0	1- 0		HOME		0- 0		2- 0		0- 0
5- 1		2- 1	2- 0		AWAY		1- 0		0- 0		0- 0
0- 0		0- 0	0- 0		NEUTRAL		0- 0		0- 0		0- 0
RPI S	Opponent	Score	RPI S	Opponent	Score	RPI S	Opponent	Score	RPI S	Opponent	Score
1 H	Illinois	3 1	35 A	Colorado St.	2 3	54 A	Wisconsin	3 0	101 A	New Mexico	3 0
3 H	Iowa St.	3 0	37 A	Michigan St.	3 2	55 H	Creighton	3 0	125 H	Iowa	3 0
6 A	Minnesota	3 2	38 A	Ohio St.	3 1	62 H	St. Mary's (CA)	3 2	133 H	Indiana	3 0
10 H	Purdue	3 1	38 H	Ohio St.	3 1	66 N	New Mexico St.	3 2	277 H	Weber St.	3 0
14 A	Penn St.	1 3				94 N	Albany (NY)	3 0			
14 H	Penn St.	3 2									
19 A	Michigan	3 0									
LAST 10 GAMES											
14 A	Penn St.	1 3	54 A	Wisconsin	3 0						
38 A	Ohio St.	3 1	133 H	Indiana	3 0						
1 H	Illinois	3 1	10 H	Purdue	3 1						
125 H	Iowa	3 0	19 A	Michigan	3 0						
6 A	Minnesota	3 2	37 A	Michigan St.	3 2						

Non-Div. I Games:

Nebraska

Average RPI Win:	61	WON-LOST RECORD	WINNING PCT. RANK	LAST 10 GAMES	STRENGTH OF SCHEDULE	OPP. STRENGTH OF SCHEDULE	TEAM RPI	ADJ RPI	CONF. RPI	ADJ CONF. RPI	
DIV. I ONLY		17- 4	.80952 22	8- 2	2	4	3	.72531 3	1	1	
DIV. I NON-CONF.		9- 2	.81818 33	0- 0	10	9	8	.70454 7	2	2	
<hr/>											
TOTALS	RPI 1-25	RPI 26-50		W-L RECORDS	RPI 51-100		RPI 101-150		RPI 150+		
17- 4	5- 4	7- 0		OVERALL	1- 0		3- 0		1- 0		
7- 1	1- 1	3- 0		HOME	0- 0		2- 0		1- 0		
8- 3	3- 3	4- 0		AWAY	1- 0		0- 0		0- 0		
2- 0	1- 0	0- 0		NEUTRAL	0- 0		1- 0		0- 0		
<hr/>											
9- 2	3- 2	2- 0		NON-CONFERENCE	0- 0		3- 0		1- 0		
3- 0	0- 0	0- 0		HOME	0- 0		2- 0		1- 0		
4- 2	2- 2	2- 0		AWAY	0- 0		0- 0		0- 0		
2- 0	1- 0	0- 0		NEUTRAL	0- 0		1- 0		0- 0		
<hr/>											
8- 2	2- 2	5- 0		CONFERENCE	1- 0		0- 0		0- 0		
4- 1	1- 1	3- 0		HOME	0- 0		0- 0		0- 0		
4- 1	1- 1	2- 0		AWAY	1- 0		0- 0		0- 0		
0- 0	0- 0	0- 0		NEUTRAL	0- 0		0- 0		0- 0		
<hr/>											
RPI S	Opponent	Score	RPI S	Opponent	Score	RPI S	Opponent	Score	RPI S	Opponent	Score
2 A	Nebraska	0 3	31 A	Kansas St.	3 0	89 A	Texas Tech	3 0	124 N	IUPUI	3 0
4 A	Texas	0 3	32 H	Missouri	3 0				125 H	Iowa	3 0
4 H	Texas	2 3	42 A	Kansas	3 0				131 H	Arizona St.	3 1
5 A	UNI	0 3	42 H	Kansas	3 0				173 H	Southern Miss.	3 0
17 A	Florida	3 2	46 A	North Dakota St.	3 0						
18 A	Texas A&M	3 1	46 A	North Dakota St.	3 2						
20 A	Northern Ill.	3 1	47 H	Baylor	3 0						
23 H	Oklahoma	3 1									
24 N	Cincinnati	3 1									
<hr/>											
LAST 10 GAMES											
4 A	Texas	0 3	31 A	Kansas St.	3 0	4 H	Texas	2 3			
42 H	Kansas	3 0	42 A	Kansas	3 0	89 A	Texas Tech	3 0			
18 A	Texas A&M	3 1	47 H	Baylor	3 0	32 H	Missouri	3 0			
23 H	Oklahoma	3 1									

Non-Div. I Games:

Iowa St.

Average RPI Win:	51	WON-LOST RECORD	WINNING PCT. RANK	LAST 10 GAMES	STRENGTH OF SCHEDULE	OPP. STRENGTH OF SCHEDULE	TEAM RPI	ADJ RPI	CONF. RPI	ADJ CONF. RPI							
Average RPI Loss:	13																
DIV. I ONLY		15- 4	.78947	30	9- 1	4	2	4	.7185	4	1	1					
DIV. I NON-CONF.		7- 3	.7	71	1- 0	20	2	21	.65853	19	2	2					
<hr/>																	
TOTALS	RPI 1-25	RPI 26-50		W-L RECORDS		RPI 51-100		RPI 101-150		RPI 150+							
15- 4	5- 4	4- 0		OVERALL		3- 0		3- 0		0- 0							
10- 0	3- 0	2- 0		HOME		2- 0		3- 0		0- 0							
4- 3	1- 3	2- 0		AWAY		1- 0		0- 0		0- 0							
1- 1	1- 1	0- 0		NEUTRAL		0- 0		0- 0		0- 0							
<hr/>																	
7- 3	2- 3	0- 0		NON-CONFERENCE		2- 0		3- 0		0- 0							
5- 0	1- 0	0- 0		HOME		1- 0		3- 0		0- 0							
1- 2	0- 2	0- 0		AWAY		1- 0		0- 0		0- 0							
1- 1	1- 1	0- 0		NEUTRAL		0- 0		0- 0		0- 0							
<hr/>																	
8- 1	3- 1	4- 0		CONFERENCE		1- 0		0- 0		0- 0							
5- 0	2- 0	2- 0		HOME		1- 0		0- 0		0- 0							
3- 1	1- 1	2- 0		AWAY		0- 0		0- 0		0- 0							
0- 0	0- 0	0- 0		NEUTRAL		0- 0		0- 0		0- 0							
<hr/>																	
RPI	S	Opponent		Score		RPI	S	Opponent		Score		RPI	S	Opponent		Score	
3	A	Iowa St.		3 2		31	A	Kansas St.		3 0		53	A	TCU		3 0	
3	H	Iowa St.		3 0		32	H	Missouri		3 0		83	H	UTSA		3 1	
6	A	Minnesota		0 3		42	H	Kansas		3 0		89	H	Texas Tech		3 0	
6	A	Minnesota		0 3		47	A	Baylor		3 1							
14	N	Penn St.		3 2													
16	H	Pepperdine		3 1													
17	N	Florida		2 3													
18	H	Texas A&M		3 0													
23	A	Oklahoma		2 3													
<hr/>																	
LAST 10 GAMES																	
3 H Iowa St.						3 0											
32 H Missouri						3 0											
47 A Baylor						3 1											
31 A Kansas St.						3 0											
89 H Texas Tech						3 0											
18 H Texas A&M						3 0											
3 A Iowa St.						3 2											
23 A Oklahoma						2 3											
42 H Kansas						3 0											
53 A TCU						3 0											

Non-Div. I Games:

Texas

UNI				Through Games Of Oct. 30, 2011									
Average RPI Win:	95	WON-LOST	WINNING	LAST 10	STRENGTH OF	OPP. STRENGTH	TEAM	ADJ	CONF.	ADJ CONF.			
Average RPI Loss:	6	RECORD	PCT. RANK	GAMES	SCHEDULE	OF SCHEDULE	RPI	RPI	RPI	RPI			
DIV. I ONLY	24- 1	.96	1	10- 0	16	23	5	.7177	5	8	9		
DIV. I NON-CONF.	11- 1	.91667	17	1- 0	11	3	6	.73693	5	8	8		
<hr/>													
TOTALS	RPI 1-25	RPI 26-50		W-L RECORDS		RPI 51-100		RPI 101-150		RPI 150+			
24- 1	4- 1	7- 0		OVERALL		4- 0		3- 0		6- 0			
12- 1	1- 1	5- 0		HOME		2- 0		0- 0		4- 0			
8- 0	1- 0	2- 0		AWAY		2- 0		1- 0		2- 0			
4- 0	2- 0	0- 0		NEUTRAL		0- 0		2- 0		0- 0			
<hr/>													
11- 1	4- 1	3- 0		NON-CONFERENCE		1- 0		3- 0		0- 0			
5- 1	1- 1	3- 0		HOME		1- 0		0- 0		0- 0			
2- 0	1- 0	0- 0		AWAY		0- 0		1- 0		0- 0			
4- 0	2- 0	0- 0		NEUTRAL		0- 0		2- 0		0- 0			
<hr/>													
13- 0	0- 0	4- 0		CONFERENCE		3- 0		0- 0		6- 0			
7- 0	0- 0	2- 0		HOME		1- 0		0- 0		4- 0			
6- 0	0- 0	2- 0		AWAY		2- 0		0- 0		2- 0			
0- 0	0- 0	0- 0		NEUTRAL		0- 0		0- 0		0- 0			
<hr/>													
RPI S	Opponent	Score		RPI S	Opponent	Score		RPI S	Opponent	Score			
3 H	Iowa St.	3	0	36 H	Marquette	3	0	55 A	Creighton	3	0		
6 H	Minnesota	2	3	40 A	Missouri St.	3	2	79 H	Saint Louis	3	0		
11 N	Florida St.	3	2	40 H	Missouri St.	3	0	100 A	Illinois St.	3	1		
20 A	Northern Ill.	3	0	42 H	Kansas	3	2	100 H	Illinois St.	3	1		
24 N	Cincinnati	3	1	44 A	Wichita St.	3	0						
				44 H	Wichita St.	3	2						
				46 H	North Dakota St.	3	2						
<hr/>													
				LAST 10 GAMES									
				44 A Wichita St.		3	0	55 A Creighton		3	0		
				40 A Missouri St.		3	2	180 A Drake		3	1		
				226 H Indiana St.		3	0	233 H Bradley		3	0		
				100 H Illinois St.		3	1	40 H Missouri St.		3	0		
				46 H North Dakota St.		3	2	44 H Wichita St.		3	2		

Non-Div. I Games:

UNI

Average RPI Win:	41	WON-LOST RECORD	WINNING PCT. RANK	LAST 10 GAMES	STRENGTH OF SCHEDULE	OPP. STRENGTH OF SCHEDULE	TEAM RPI	ADJ RPI	CONF. RPI	ADJ CONF. RPI	
DIV. I ONLY		13- 8	.61905 105	5- 5	1	1	6	.69978 6	2	2	
DIV. I NON-CONF.		7- 2	.77778 47	0- 0	1	1	3	.7448 4	1	1	
<hr/>											
TOTALS	RPI 1-25	RPI 26-50		W-L RECORDS	RPI 51-100		RPI 101-150		RPI 150+		
13- 8	5- 5	4- 2		OVERALL	3- 1		1- 0		0- 0		
4- 2	2- 2	0- 0		HOME	1- 0		1- 0		0- 0		
6- 4	3- 2	2- 1		AWAY	1- 1		0- 0		0- 0		
3- 2	0- 1	2- 1		NEUTRAL	1- 0		0- 0		0- 0		
<hr/>											
7- 2	3- 1	3- 1		NON-CONFERENCE	1- 0		0- 0		0- 0		
2- 0	2- 0	0- 0		HOME	0- 0		0- 0		0- 0		
2- 0	1- 0	1- 0		AWAY	0- 0		0- 0		0- 0		
3- 2	0- 1	2- 1		NEUTRAL	1- 0		0- 0		0- 0		
<hr/>											
6- 6	2- 4	1- 1		CONFERENCE	2- 1		1- 0		0- 0		
2- 2	0- 2	0- 0		HOME	1- 0		1- 0		0- 0		
4- 4	2- 2	1- 1		AWAY	1- 1		0- 0		0- 0		
0- 0	0- 0	0- 0		NEUTRAL	0- 0		0- 0		0- 0		
<hr/>											
RPI S	Opponent	Score	RPI S	Opponent	Score	RPI S	Opponent	Score	RPI S	Opponent	Score
1 A	Illinois	3 0	36 A	Marquette	3 2	54 A	Wisconsin	3 2	125 H	Iowa	3 0
1 H	Illinois	2 3	37 A	Michigan St.	3 0	78 A	Northwestern	0 3			
2 H	Nebraska	2 3	38 A	Ohio St.	0 3	78 H	Northwestern	3 1			
4 H	Texas	3 0	41 N	Oregon	3 2	79 N	Saint Louis	3 0			
4 H	Texas	3 0	42 N	Kansas	2 3						
5 A	UNI	3 2	48 N	Middle Tenn.	3 0						
10 A	Purdue	1 3									
12 N	Southern California	2 3									
14 A	Penn St.	0 3									
19 A	Michigan	3 2									
<hr/>											
			LAST 10 GAMES								
			1 A	Illinois	3 0	125 H	Iowa	3 0			
			78 A	Northwestern	0 3	37 A	Michigan St.	3 0			
			10 A	Purdue	1 3	19 A	Michigan	3 2			
			54 A	Wisconsin	3 2	14 A	Penn St.	0 3			
			2 H	Nebraska	2 3	38 A	Ohio St.	0 3			

Non-Div. I Games:

Minnesota

Average RPI Win: 72		WON-LOST	WINNING	LAST 10	STRENGTH OF	OPP. STRENGTH	TEAM	ADJ	CONF.	ADJ CONF.			
Average RPI Loss: 14		RECORD	PCT. RANK	GAMES	SCHEDULE	OF SCHEDULE	RPI	RPI	RPI	RPI			
DIV. I ONLY		17- 4	.80952	22	9- 1	11	6	9	.69048	7	3	3	
DIV. I NON-CONF.		6- 0	1	1	0- 0	8	6	2	.74983	2	3	3	
<hr/>													
TOTALS		RPI 1-25		RPI 26-50		W-L RECORDS		RPI 51-100		RPI 101-150		RPI 150+	
17- 4		3- 3		5- 1		OVERALL		2- 0		6- 0		1- 0	
11- 1		3- 1		3- 0		HOME		1- 0		3- 0		1- 0	
5- 3		0- 2		2- 1		AWAY		1- 0		2- 0		0- 0	
1- 0		0- 0		0- 0		NEUTRAL		0- 0		1- 0		0- 0	
6- 0		2- 0		1- 0		NON-CONFERENCE		2- 0		1- 0		0- 0	
4- 0		2- 0		1- 0		HOME		1- 0		0- 0		0- 0	
1- 0		0- 0		0- 0		AWAY		1- 0		0- 0		0- 0	
1- 0		0- 0		0- 0		NEUTRAL		0- 0		1- 0		0- 0	
11- 4		1- 3		4- 1		CONFERENCE		0- 0		5- 0		1- 0	
7- 1		1- 1		2- 0		HOME		0- 0		3- 0		1- 0	
4- 3		0- 2		2- 1		AWAY		0- 0		2- 0		0- 0	
0- 0		0- 0		0- 0		NEUTRAL		0- 0		0- 0		0- 0	
RPI	S	Opponent		Score	RPI	S	Opponent		Score	RPI	S	Opponent	Score
9	A	UCLA		2 3	27	A	California		1 3	57	A	Rice	3 0
9	H	UCLA		0 3	30	H	Washington		3 0	58	H	Notre Dame	3 1
12	A	Southern California		0 3	39	A	Arizona		3 1			Delaware	3 0
12	H	Southern California		3 0	39	H	Arizona		3 1			Oregon St.	3 1
14	H	Penn St.		3 1	41	A	Oregon		3 1			Utah	3 0
17	H	Florida		3 2	45	H	Duke		3 1			Washington St.	3 0
												Arizona St.	3 1
												Arizona St.	3 0
												Colorado	3 0
<hr/>													
LAST 10 GAMES													

Non-Div. I Games:

Stanford

Average RPI Win:		106	WON-LOST RECORD		WINNING PCT. RANK		LAST 10 GAMES		STRENGTH OF SCHEDULE		OPP. STRENGTH OF SCHEDULE		TEAM RPI		ADJ RPI		CONF. RPI		ADJ CONF. RPI	
Average RPI Loss:		9																		
DIV. I ONLY			24- 1		.96 1		10- 0		47		35		7		.69043 8		13		13	
DIV. I NON-CONF.			12- 1		.92308 15		2- 0		6		5		4		.74749 3		13		13	
TOTALS		RPI 1-25		RPI 26-50		W-L RECORDS		RPI 51-100		RPI 101-150		RPI 150+								
24- 1		3- 1		4- 0		OVERALL		6- 0		6- 0		5- 0								
17- 1		3- 1		4- 0		HOME		5- 0		3- 0		2- 0								
7- 0		0- 0		0- 0		AWAY		1- 0		3- 0		3- 0								
0- 0		0- 0		0- 0		NEUTRAL		0- 0		0- 0		0- 0								
12- 1		3- 1		4- 0		NON-CONFERENCE		5- 0		0- 0		0- 0								
12- 1		3- 1		4- 0		HOME		5- 0		0- 0		0- 0								
0- 0		0- 0		0- 0		AWAY		0- 0		0- 0		0- 0								
0- 0		0- 0		0- 0		NEUTRAL		0- 0		0- 0		0- 0								
12- 0		0- 0		0- 0		CONFERENCE		1- 0		6- 0		5- 0								
5- 0		0- 0		0- 0		HOME		0- 0		3- 0		2- 0								
7- 0		0- 0		0- 0		AWAY		1- 0		3- 0		3- 0								
0- 0		0- 0		0- 0		NEUTRAL		0- 0		0- 0		0- 0								
RPI S	Opponent		Score		RPI S	Opponent		Score		RPI S	Opponent		Score		RPI S	Opponent		Score		
9 H	UCLA		1	3	38 H	Ohio St.		3	0	57 H	Rice		3	0	115 A	Idaho		3	1	
16 H	Pepperdine		3	1	39 H	Arizona		3	0	58 H	Notre Dame		3	0	115 H	Idaho		3	0	
16 H	Pepperdine		3	1	44 H	Wichita St.		3	1	58 H	Notre Dame		3	1	142 A	Fresno St.		3	1	
24 H	Cincinnati		3	0	50 H	Long Beach St.		3	2	66 A	New Mexico St.		3	2	142 H	Fresno St.		3	0	
										77 H	Pacific		3	1	149 A	Utah St.		3	1	
										80 H	San Francisco		3	0	149 H	Utah St.		3	0	
															181 A	San Jose St.		3	0	
															181 H	San Jose St.		3	0	
															247 A	Nevada		3	0	
															247 H	Nevada		3	0	
															264 A	Louisiana Tech		3	0	

Average RPI Win:	93	WON-LOST RECORD	WINNING PCT. RANK	LAST 10 GAMES	STRENGTH OF SCHEDULE	OPP. STRENGTH OF SCHEDULE	TEAM RPI	ADJ RPI	CONF. RPI	ADJ CONF. RPI		
DIV. I ONLY		20- 3	.86957	9	9- 1	23	20	11	.68905	9	3	3
DIV. I NON-CONF.		7- 1	.875	22	0- 0	37	52	14	.6689	15	3	3
<hr/>												
TOTALS	RPI 1-25	RPI 26-50		W-L RECORDS		RPI 51-100		RPI 101-150		RPI 150+		
20- 3	4- 1	5- 2		OVERALL		0- 0		7- 0		4- 0		
7- 0	1- 0	2- 0		HOME		0- 0		3- 0		1- 0		
9- 3	3- 1	1- 2		AWAY		0- 0		4- 0		1- 0		
4- 0	0- 0	2- 0		NEUTRAL		0- 0		0- 0		2- 0		
7- 1	1- 1	2- 0		NON-CONFERENCE		0- 0		2- 0		2- 0		
1- 0	0- 0	0- 0		HOME		0- 0		1- 0		0- 0		
2- 1	1- 1	0- 0		AWAY		0- 0		1- 0		0- 0		
4- 0	0- 0	2- 0		NEUTRAL		0- 0		0- 0		2- 0		
13- 2	3- 0	3- 2		CONFERENCE		0- 0		5- 0		2- 0		
6- 0	1- 0	2- 0		HOME		0- 0		2- 0		1- 0		
7- 2	2- 0	1- 2		AWAY		0- 0		3- 0		1- 0		
0- 0	0- 0	0- 0		NEUTRAL		0- 0		0- 0		0- 0		
RPI	S	Opponent	Score	RPI	S	Opponent	Score	RPI	S	Opponent	Score	
7	A	Stanford	3 0	27	A	California	3 1			106	H Oregon St.	3 0
7	H	Stanford	3 2	27	H	California	3 1			116	A Utah	3 0
8	A	Hawaii	3 1	30	A	Washington	0 3			116	H Utah	3 0
12	A	Southern California	3 0	38	N	Ohio St.	3 1			126	A Washington St.	3 0
16	A	Pepperdine	2 3	39	A	Arizona	2 3			131	A Arizona St.	3 0
				41	H	Oregon	3 1			132	A Loyola Marymount	3 0
				50	N	Long Beach St.	3 1			135	H Cal St. Northridge	3 0
										157	N Cal St. Fullerton	3 0
										162	A Colorado	3 0
										162	H Colorado	3 1
										299	N Quinnipiac	3 0
<hr/>												
LAST 10 GAMES												
		7 A Stanford	3 0			106 H Oregon St.	3 0					
		27 A California	3 1			39 A Arizona	2 3					
		116 H Utah	3 0			131 A Arizona St.	3 0					
		162 H Colorado	3 1			162 A Colorado	3 0					
		41 H Oregon	3 1			116 A Utah	3 0					

Average RPI Win:		103	WON-LOST		WINNING		LAST 10		STRENGTH OF		OPP. STRENGTH		TEAM	ADJ		CONF.	ADJ CONF.
Average RPI Loss:		6	RECORD		PCT. RANK		GAMES		SCHEDULE		OF SCHEDULE		RPI	RPI		RPI	RPI
DIV. I ONLY			20- 3		.86957 9		7- 3		19		11		8	.68804 10		2	2
DIV. I NON-CONF.			11- 0		1 1		0- 0		94		80		19	.65702 20		1	1
TOTALS		RPI 1-25		RPI 26-50		W-L RECORDS		RPI 51-100		RPI 101-150		RPI 150+					
20- 3		4- 3		6- 0		OVERALL		2- 0		2- 0		6- 0					
11- 1		2- 1		4- 0		HOME		1- 0		1- 0		3- 0					
5- 2		1- 2		1- 0		AWAY		1- 0		1- 0		1- 0					
4- 0		1- 0		1- 0		NEUTRAL		0- 0		0- 0		2- 0					
11- 0		1- 0		3- 0		NON-CONFERENCE		1- 0		0- 0		6- 0					
6- 0		0- 0		2- 0		HOME		1- 0		0- 0		3- 0					
1- 0		0- 0		0- 0		AWAY		0- 0		0- 0		1- 0					
4- 0		1- 0		1- 0		NEUTRAL		0- 0		0- 0		2- 0					
9- 3		3- 3		3- 0		CONFERENCE		1- 0		2- 0		0- 0					
5- 1		2- 1		2- 0		HOME		0- 0		1- 0		0- 0					
4- 2		1- 2		1- 0		AWAY		1- 0		1- 0		0- 0					
0- 0		0- 0		0- 0		NEUTRAL		0- 0		0- 0		0- 0					
RPI	S	Opponent		Score		RPI	S	Opponent		Score		RPI	S	Opponent		Score	
1	A	Illinois		1	3	33	H	Ball St.		3	1	125	A	Iowa		3	0
2	A	Nebraska		1	3	37	A	Michigan St.		3	1	133	H	Indiana		3	2
6	H	Minnesota		3	1	37	H	Michigan St.		3	0	169	H	VCU		3	0
14	H	Penn St.		1	3	38	H	Ohio St.		3	1	172	A	Denver		3	1
19	A	Michigan		3	2	47	H	Baylor		3	0	222	H	Western Caro.		3	0
19	H	Michigan		3	0	49	N	Louisville		3	2	237	N	Air Force		3	0
24	N	Cincinnati		3	0							260	H	Jacksonville St.		3	0
												262	N	Bryant		3	0
						LAST 10 GAMES											
						37	A	Michigan St.		3	1	14	H	Penn St.		1	3
						19	A	Michigan		3	2	125	A	Iowa		3	0
						6	H	Minnesota		3	1	2	A	Nebraska		1	3
						133	H	Indiana		3	2	1	A	Illinois		1	3
						38	H	Ohio St.		3	1	78	A	Northwestern		3	1

Non-Div. I Games:

Purdue

Average RPI Win:	85	WON-LOST RECORD	WINNING PCT. RANK	LAST 10 GAMES	STRENGTH OF SCHEDULE	OPP. STRENGTH OF SCHEDULE	TEAM RPI	ADJ RPI	CONF. RPI	ADJ CONF. RPI	
DIV. I ONLY		19- 4	.82609 18	10- 0	13	12	10	.68341 11	5	5	
DIV. I NON-CONF.		6- 4	.6 119	0- 0	4	7	11	.6775 10	5	5	
<hr/>											
TOTALS	RPI 1-25	RPI 26-50		W-L RECORDS	RPI 51-100		RPI 101-150		RPI 150+		
19- 4	3- 4	3- 0		OVERALL	5- 0		7- 0		1- 0		
10- 0	3- 0	1- 0		HOME	4- 0		1- 0		1- 0		
8- 1	0- 1	2- 0		AWAY	1- 0		5- 0		0- 0		
1- 3	0- 3	0- 0		NEUTRAL	0- 0		1- 0		0- 0		
<hr/>											
6- 4	2- 4	1- 0		NON-CONFERENCE	1- 0		2- 0		0- 0		
3- 0	2- 0	0- 0		HOME	1- 0		0- 0		0- 0		
2- 1	0- 1	1- 0		AWAY	0- 0		1- 0		0- 0		
1- 3	0- 3	0- 0		NEUTRAL	0- 0		1- 0		0- 0		
<hr/>											
13- 0	1- 0	2- 0		CONFERENCE	4- 0		5- 0		1- 0		
7- 0	1- 0	1- 0		HOME	3- 0		1- 0		1- 0		
6- 0	0- 0	1- 0		AWAY	1- 0		4- 0		0- 0		
0- 0	0- 0	0- 0		NEUTRAL	0- 0		0- 0		0- 0		
<hr/>											
RPI S	Opponent	Score	RPI S	Opponent	Score	RPI S	Opponent	Score	RPI S	Opponent	Score
5 N	UNI	2 3	29 A	North Carolina	3 1	60 H	Clemson	3 0	103 A	Delaware	3 0
13 H	Kentucky	3 0	34 A	Dayton	3 1	63 A	Virginia Tech	3 0	117 A	North Carolina St.	3 2
16 N	Pepperdine	1 3	45 H	Duke	3 0	63 H	Virginia Tech	3 0	123 N	UC Irvine	3 0
17 A	Florida	0 3				72 H	Georgia Tech	3 0	129 A	Maryland	3 1
19 N	Michigan	0 3				94 H	Albany (NY)	3 0	146 A	Virginia	3 0
22 H	Tulsa	3 1							146 H	Virginia	3 0
25 H	Miami (FL)	3 0							150 A	Boston College	3 0
									185 H	Wake Forest	3 2
<hr/>											
LAST 10 GAMES											
146 H Virginia 3 0					72 H Georgia Tech 3 0						
63 H Virginia Tech 3 0					117 A North Carolina St. 3 2						
150 A Boston College 3 0					29 A North Carolina 3 1						
129 A Maryland 3 1					185 H Wake Forest 3 2						
60 H Clemson 3 0					45 H Duke 3 0						

Average RPI Win:	85	WON-LOST	WINNING	LAST 10	STRENGTH OF	OPP. STRENGTH	TEAM	ADJ	CONF.	ADJ CONF.				
Average RPI Loss:	28	RECORD	PCT. RANK	GAMES	SCHEDULE	OF SCHEDULE	RPI	RPI	RPI	RPI				
DIV. I ONLY		18- 4	.81818	19	9- 1	15	10	12	.6793	12	3	3		
DIV. I NON-CONF.		5- 2	.71429	67	0- 0	18	17	22	.65276	22	3	3		
<hr/>														
TOTALS	RPI 1-25	RPI 26-50		W-L RECORDS		RPI 51-100		RPI 101-150		RPI 150+				
18- 4	2- 3	5- 0		OVERALL		2- 1		6- 0		3- 0				
6- 1	1- 1	2- 0		HOME		0- 0		2- 0		1- 0				
9- 2	0- 2	3- 0		AWAY		0- 0		4- 0		2- 0				
3- 1	1- 0	0- 0		NEUTRAL		2- 1		0- 0		0- 0				
<hr/>														
5- 2	1- 1	0- 0		NON-CONFERENCE		2- 1		1- 0		1- 0				
0- 0	0- 0	0- 0		HOME		0- 0		0- 0		0- 0				
2- 1	0- 1	0- 0		AWAY		0- 0		1- 0		1- 0				
3- 1	1- 0	0- 0		NEUTRAL		2- 1		0- 0		0- 0				
<hr/>														
13- 2	1- 2	5- 0		CONFERENCE		0- 0		5- 0		2- 0				
6- 1	1- 1	2- 0		HOME		0- 0		2- 0		1- 0				
7- 1	0- 1	3- 0		AWAY		0- 0		3- 0		1- 0				
0- 0	0- 0	0- 0		NEUTRAL		0- 0		0- 0		0- 0				
<hr/>														
RPI	S	Opponent	Score		RPI	S	Opponent	Score		RPI	S	Opponent	Score	
6	N	Minnesota	3	2	27	A	California	3	0	60	N	Clemson	3	0
7	A	Stanford	0	3	27	H	California	3	0	73	N	Furman	3	0
7	H	Stanford	3	0	30	A	Washington	3	0	81	N	UCF	0	3
9	H	UCLA	0	3	39	A	Arizona	3	0					
14	A	Penn St.	2	3	41	H	Oregon	3	1					
<hr/>														
LAST 10 GAMES														
27 A California					3	0	41 H Oregon					3	1	
7 A Stanford					0	3	131 A Arizona St.					3	1	
162 H Colorado					3	0	39 A Arizona					3	0	
116 H Utah					3	0	116 A Utah					3	0	
106 H Oregon St.					3	0	162 A Colorado					3	0	

Non-Div. I Games:

Southern California

Average RPI Win:	81	WON-LOST RECORD	WINNING PCT. RANK	LAST 10 GAMES	STRENGTH OF SCHEDULE	OPP. STRENGTH OF SCHEDULE	TEAM RPI	ADJ RPI	CONF. RPI	ADJ CONF. RPI			
DIV. I ONLY		21- 4	.84	13	9- 1	20	16	14	.67887	13	4	4	
DIV. I NON-CONF.		9- 2	.81818	33	0- 0	7	16	7	.7008	8	4	4	
<hr/>													
TOTALS	RPI 1-25	RPI 26-50		W-L RECORDS		RPI 51-100		RPI 101-150		RPI 150+			
21- 4	3- 3	3- 0		OVERALL		9- 0		5- 1		1- 0			
14- 1	2- 1	3- 0		HOME		4- 0		4- 0		1- 0			
5- 3	0- 2	0- 0		AWAY		4- 0		1- 1		0- 0			
2- 0	1- 0	0- 0		NEUTRAL		1- 0		0- 0		0- 0			
<hr/>													
9- 2	1- 2	3- 0		NON-CONFERENCE		3- 0		1- 0		1- 0			
7- 1	0- 1	3- 0		HOME		2- 0		1- 0		1- 0			
0- 1	0- 1	0- 0		AWAY		0- 0		0- 0		0- 0			
2- 0	1- 0	0- 0		NEUTRAL		1- 0		0- 0		0- 0			
<hr/>													
12- 2	2- 1	0- 0		CONFERENCE		6- 0		4- 1		0- 0			
7- 0	2- 0	0- 0		HOME		2- 0		3- 0		0- 0			
5- 2	0- 1	0- 0		AWAY		4- 0		1- 1		0- 0			
0- 0	0- 0	0- 0		NEUTRAL		0- 0		0- 0		0- 0			
<hr/>													
RPI S	Opponent	Score		RPI S	Opponent	Score		RPI S	Opponent	Score			
11 A	Florida St.	0	3	26 H	Western Ky.	3	0	52 H	Ohio	3	0		
15 H	Tennessee	3	2	43 H	Houston	3	1	56 A	Arkansas	3	1		
17 A	Florida	1	3	49 H	Louisville	3	0	63 H	Virginia Tech	3	0		
17 H	Florida	3	2					86 A	LSU	3	0		
22 N	Tulsa	3	2					94 N	Albany (NY)	3	1		
24 H	Cincinnati	0	3					96 A	Auburn	3	2		
								96 H	Auburn	3	0		
								99 A	South Carolina	3	1		
								99 H	South Carolina	3	0		
<hr/>													
LAST 10 GAMES													
17 H Florida						3	2	15 H Tennessee				3	2
99 H South Carolina						3	0	134 H Alabama				3	0
96 A Auburn						3	2	122 H Ole Miss				3	1
118 A Georgia						3	1	86 A LSU				3	0
120 A Mississippi St.						0	3	56 A Arkansas				3	1

Non-Div. I Games:

Kentucky

Average RPI Win:	103	WON-LOST RECORD	WINNING PCT. RANK	LAST 10 GAMES	STRENGTH OF SCHEDULE	OPP. STRENGTH OF SCHEDULE	TEAM RPI	ADJ RPI	CONF. RPI	ADJ CONF. RPI		
Average RPI Loss:	11											
DIV. I ONLY		17- 5	.77273	31	9- 1	8	8	15	.67509	14	2	2
DIV. I NON-CONF.		7- 3	.7	71	0- 0	42	45	36	.61193	37	1	1
<hr/>												
TOTALS	RPI 1-25	RPI 26-50		W-L RECORDS		RPI 51-100		RPI 101-150		RPI 150+		
17- 5	5- 4	1- 1		OVERALL		2- 0		4- 0		5- 0		
11- 2	4- 1	1- 1		HOME		2- 0		1- 0		3- 0		
4- 2	1- 2	0- 0		AWAY		0- 0		3- 0		0- 0		
2- 1	0- 1	0- 0		NEUTRAL		0- 0		0- 0		2- 0		
<hr/>												
7- 3	1- 2	0- 1		NON-CONFERENCE		0- 0		1- 0		5- 0		
4- 1	1- 0	0- 1		HOME		0- 0		0- 0		3- 0		
1- 1	0- 1	0- 0		AWAY		0- 0		1- 0		0- 0		
2- 1	0- 1	0- 0		NEUTRAL		0- 0		0- 0		2- 0		
<hr/>												
10- 2	4- 2	1- 0		CONFERENCE		2- 0		3- 0		0- 0		
7- 1	3- 1	1- 0		HOME		2- 0		1- 0		0- 0		
3- 1	1- 1	0- 0		AWAY		0- 0		2- 0		0- 0		
0- 0	0- 0	0- 0		NEUTRAL		0- 0		0- 0		0- 0		
<hr/>												
RPI	S	Opponent	Score	RPI	S	Opponent	Score	RPI	S	Opponent	Score	
1	H	Illinois	2 3	38	H	Ohio St.	3 0	54	H	Wisconsin	3 0	
2	A	Nebraska	2 3	41	H	Oregon	1 3	78	H	Northwestern	3 2	
2	H	Nebraska	3 1									
4	N	Texas	2 3									
6	H	Minnesota	3 0									
7	A	Stanford	1 3									
10	A	Purdue	3 1									
12	H	Southern California	3 2									
19	H	Michigan	3 0									
<hr/>												
LAST 10 GAMES												
		2 H Nebraska	3 1			10 A Purdue	3 1					
		125 H Iowa	3 1			1 H Illinois	2 3					
		19 H Michigan	3 0			78 H Northwestern	3 2					
		38 H Ohio St.	3 0			6 H Minnesota	3 0					
		133 A Indiana	3 0			54 H Wisconsin	3 0					

Non-Div. I Games:

Penn St.

Average RPI Win:	89	WON-LOST RECORD	WINNING PCT. RANK	LAST 10 GAMES	STRENGTH OF SCHEDULE	OPP. STRENGTH OF SCHEDULE	TEAM RPI	ADJ RPI	CONF. RPI	ADJ CONF. RPI
DIV. I ONLY		20- 3	.86957 9	9- 1	32	14	13	.67362 15	4	4
DIV. I NON-CONF.		7- 2	.77778 47	0- 0	15	15	13	.67019 13	4	4
<hr/>										
TOTALS	RPI 1-25	RPI 26-50		W-L RECORDS	RPI 51-100		RPI 101-150		RPI 150+	
20- 3	2- 2	1- 1		OVERALL	9- 0		8- 0		0- 0	
9- 0	1- 0	0- 0		HOME	3- 0		5- 0		0- 0	
8- 2	1- 2	0- 0		AWAY	5- 0		2- 0		0- 0	
3- 1	0- 0	1- 1		NEUTRAL	1- 0		1- 0		0- 0	
<hr/>										
7- 2	0- 1	1- 1		NON-CONFERENCE	3- 0		3- 0		0- 0	
3- 0	0- 0	0- 0		HOME	1- 0		2- 0		0- 0	
1- 1	0- 1	0- 0		AWAY	1- 0		0- 0		0- 0	
3- 1	0- 0	1- 1		NEUTRAL	1- 0		1- 0		0- 0	
<hr/>										
13- 1	2- 1	0- 0		CONFERENCE	6- 0		5- 0		0- 0	
6- 0	1- 0	0- 0		HOME	2- 0		3- 0		0- 0	
7- 1	1- 1	0- 0		AWAY	4- 0		2- 0		0- 0	
0- 0	0- 0	0- 0		NEUTRAL	0- 0		0- 0		0- 0	
<hr/>										
RPI S	Opponent	Score		RPI S	Opponent	Score		RPI S	Opponent	Score
1 A	Illinois	1	3	34 N	Dayton	3	2	114 H	Villanova	3 0
13 A	Kentucky	2	3	43 N	Houston	2	3	118 A	Georgia	3 1
17 A	Florida	3	2					118 H	Georgia	3 0
17 H	Florida	3	1					120 A	Mississippi St.	3 0
								122 H	Ole Miss	3 2
								128 N	American	3 0
								129 H	Maryland	3 2
								134 H	Alabama	3 0
<hr/>										
LAST 10 GAMES										
				99 H	South Carolina	3	0	13 A	Kentucky	2 3
				17 H	Florida	3	1	122 H	Ole Miss	3 2
				118 A	Georgia	3	1	134 H	Alabama	3 0
				96 A	Auburn	3	1	56 A	Arkansas	3 0
				120 A	Mississippi St.	3	0	86 A	LSU	3 1

Non-Div. I Games:

Tennessee

Average RPI Win:	96	WON-LOST	WINNING	LAST 10	STRENGTH OF	OPP. STRENGTH	TEAM	ADJ	CONF.	ADJ CONF.				
Average RPI Loss:	13	RECORD	PCT. RANK	GAMES	SCHEDULE	OF SCHEDULE	RPI	RPI	RPI	RPI				
DIV. I ONLY		17- 5	.77273	31	10- 0	10	18	16	.67285	16	6	6		
DIV. I NON-CONF.		6- 5	.54545	151	0- 0	2	4	17	.66767	16	6	6		
<hr/>														
TOTALS	RPI 1-25	RPI 26-50		W-L RECORDS		RPI 51-100		RPI 101-150		RPI 150+				
17- 5	3- 5	1- 0		OVERALL		5- 0		4- 0		4- 0				
8- 1	2- 1	0- 0		HOME		3- 0		1- 0		2- 0				
7- 3	0- 3	1- 0		AWAY		2- 0		2- 0		2- 0				
2- 1	1- 1	0- 0		NEUTRAL		0- 0		1- 0		0- 0				
6- 5	2- 5	1- 0		NON-CONFERENCE		1- 0		2- 0		0- 0				
3- 1	1- 1	0- 0		HOME		1- 0		1- 0		0- 0				
1- 3	0- 3	1- 0		AWAY		0- 0		0- 0		0- 0				
2- 1	1- 1	0- 0		NEUTRAL		0- 0		1- 0		0- 0				
11- 0	1- 0	0- 0		CONFERENCE		4- 0		2- 0		4- 0				
5- 0	1- 0	0- 0		HOME		2- 0		0- 0		2- 0				
6- 0	0- 0	0- 0		AWAY		2- 0		2- 0		2- 0				
0- 0	0- 0	0- 0		NEUTRAL		0- 0		0- 0		0- 0				
<hr/>														
RPI S	Opponent		Score		RPI S	Opponent		Score		RPI S	Opponent		Score	
4 A	Texas		1	3	34 A	Dayton		3	2	51 A	BYU		3	1
8 A	Hawaii		1	3						51 H	BYU		3	1
8 A	Hawaii		1	3						59 H	UC Santa Barbara		3	0
9 H	UCLA		3	2						62 H	St. Mary's (CA)		3	2
11 N	Florida St.		3	1						80 A	San Francisco		3	1
19 N	Michigan		2	3										
21 H	San Diego		3	0										
25 H	Miami (FL)		1	3										

Non-Div. I Games:

Pepperdine

Average RPI Win:	101	WON-LOST RECORD	WINNING PCT. RANK	LAST 10 GAMES	STRENGTH OF SCHEDULE	OPP. STRENGTH OF SCHEDULE	TEAM RPI	ADJ RPI	CONF. RPI	ADJ CONF. RPI					
Average RPI Loss:	11														
DIV. I ONLY		17- 5	.77273	31	8- 2	17	9	17	.66243	17	4	4			
DIV. I NON-CONF.		7- 2	.77778	47	0- 0	23	10	15	.66977	14	4	4			
<hr/>															
TOTALS	RPI 1-25		RPI 26-50		W-L RECORDS		RPI 51-100		RPI 101-150		RPI 150+				
17- 5	3- 5		1- 0		OVERALL		5- 0		6- 0		2- 0				
10- 2	2- 2		1- 0		HOME		3- 0		2- 0		2- 0				
6- 3	0- 3		0- 0		AWAY		2- 0		4- 0		0- 0				
1- 0	1- 0		0- 0		NEUTRAL		0- 0		0- 0		0- 0				
7- 2	2- 2		1- 0		NON-CONFERENCE		1- 0		1- 0		2- 0				
6- 1	1- 1		1- 0		HOME		1- 0		1- 0		2- 0				
0- 1	0- 1		0- 0		AWAY		0- 0		0- 0		0- 0				
1- 0	1- 0		0- 0		NEUTRAL		0- 0		0- 0		0- 0				
10- 3	1- 3		0- 0		CONFERENCE		4- 0		5- 0		0- 0				
4- 1	1- 1		0- 0		HOME		2- 0		1- 0		0- 0				
6- 2	0- 2		0- 0		AWAY		2- 0		4- 0		0- 0				
0- 0	0- 0		0- 0		NEUTRAL		0- 0		0- 0		0- 0				
RPI	S	Opponent	Score	RPI	S	Opponent	Score	RPI	S	Opponent	Score	RPI	S	Opponent	Score
3	H	Iowa St.	2 3	29	H	North Carolina	3 0	56	H	Arkansas	3 0	118	A	Georgia	3 0
4	N	Texas	3 2					60	H	Clemson	3 0	120	A	Mississippi St.	3 0
7	A	Stanford	2 3					86	H	LSU	3 0	120	H	Mississippi St.	3 0
11	H	Florida St.	3 0					96	A	Auburn	3 0	122	A	Ole Miss	3 0
13	A	Kentucky	2 3					99	A	South Carolina	3 0	134	A	Alabama	3 0
13	H	Kentucky	3 1									150	H	Boston College	3 0
15	A	Tennessee	1 3									234	H	Jacksonville	3 0
15	H	Tennessee	2 3									270	H	Fla. Atlantic	3 0
<hr/>															
LAST 10 GAMES															
		13 A Kentucky	2 3			122 A Ole Miss	3 0								
		15 A Tennessee	1 3			86 H LSU	3 0								
		120 H Mississippi St.	3 0			56 H Arkansas	3 0								
		99 A South Carolina	3 0			118 A Georgia	3 0								
		134 A Alabama	3 0			96 A Auburn	3 0								

Non-Div. I Games:

Florida

Non-Div. I Games:

Texas A&M

Average RPI Win:	91	WON-LOST RECORD	WINNING PCT. RANK	LAST 10 GAMES	STRENGTH OF SCHEDULE	OPP. STRENGTH OF SCHEDULE	TEAM RPI	ADJ RPI	CONF. RPI	ADJ CONF. RPI				
DIV. I ONLY		16- 8	.66667	79	3- 7	5	7	19	.65384	19	2	2		
DIV. I NON-CONF.		12- 0	1	1	0- 0	14	30	5	.73133	6	1	1		
<hr/>														
TOTALS	RPI 1-25	RPI 26-50		W-L RECORDS		RPI 51-100		RPI 101-150		RPI 150+				
16- 8	3- 6	1- 1		OVERALL		5- 1		6- 0		1- 0				
5- 4	1- 3	0- 0		HOME		1- 1		3- 0		0- 0				
6- 4	0- 3	1- 1		AWAY		3- 0		2- 0		0- 0				
5- 0	2- 0	0- 0		NEUTRAL		1- 0		1- 0		1- 0				
<hr/>														
12- 0	3- 0	1- 0		NON-CONFERENCE		4- 0		3- 0		1- 0				
3- 0	1- 0	0- 0		HOME		1- 0		1- 0		0- 0				
4- 0	0- 0	1- 0		AWAY		2- 0		1- 0		0- 0				
5- 0	2- 0	0- 0		NEUTRAL		1- 0		1- 0		1- 0				
<hr/>														
4- 8	0- 6	0- 1		CONFERENCE		1- 1		3- 0		0- 0				
2- 4	0- 3	0- 0		HOME		0- 1		2- 0		0- 0				
2- 4	0- 3	0- 1		AWAY		1- 0		1- 0		0- 0				
0- 0	0- 0	0- 0		NEUTRAL		0- 0		0- 0		0- 0				
<hr/>														
RPI	S	Opponent	Score		RPI	S	Opponent	Score		RPI	S	Opponent	Score	
1	A	Illinois	1	3	34	A	Dayton	3	0	54	H	Wisconsin	1	3
2	H	Nebraska	0	3	37	A	Michigan St.	1	3	78	A	Northwestern	3	2
6	H	Minnesota	2	3						85	H	Xavier	3	1
10	A	Purdue	0	3						91	N	Cal Poly	3	0
10	H	Purdue	2	3						95	A	Morehead St.	3	1
11	N	Florida St.	3	0						95	A	Morehead St.	3	0
14	A	Penn St.	0	3										
16	N	Pepperdine	3	2										
18	H	Texas A&M	3	0										
<hr/>														
LAST 10 GAMES														
133	H	Indiana	3	0	1	A	Illinois	1	3					
10	H	Purdue	2	3	54	H	Wisconsin	1	3					
14	A	Penn St.	0	3	6	H	Minnesota	2	3					
37	A	Michigan St.	1	3	2	H	Nebraska	0	3					
78	A	Northwestern	3	2	125	H	Iowa	3	0					

Non-Div. I Games:

Michigan

Average RPI Win: 132		WON-LOST	WINNING	LAST 10	STRENGTH OF		OPP. STRENGTH	TEAM	ADJ	CONF.	ADJ CONF.
Average RPI Loss: 25		RECORD	PCT. RANK	GAMES	SCHEDULE		OF SCHEDULE	RPI	RPI	RPI	RPI
DIV. I ONLY		21-5	.80769	25	36		61	20	.64748	20	7
DIV. I NON-CONF.		11-3	.78571	43	30		34	23	.65189	23	10
TOTALS		RPI 1-25	RPI 26-50		W-L RECORDS		RPI 51-100		RPI 101-150		RPI 150+
21-5	1-3	2-1		OVERALL		4-1		4-0		10-0	
9-3	1-2	1-0		HOME		1-1		2-0		4-0	
10-1	0-0	0-1		AWAY		3-0		2-0		5-0	
2-1	0-1	1-0		NEUTRAL		0-0		0-0		1-0	
11-3	1-3	1-0		NON-CONFERENCE		2-0		1-0		6-0	
4-2	1-2	0-0		HOME		0-0		1-0		2-0	
5-0	0-0	0-0		AWAY		2-0		0-0		3-0	
2-1	0-1	1-0		NEUTRAL		0-0		0-0		1-0	
10-2	0-0	1-1		CONFERENCE		2-1		3-0		4-0	
5-1	0-0	1-0		HOME		1-1		1-0		2-0	
5-1	0-0	0-1		AWAY		1-0		2-0		2-0	
0-0	0-0	0-0		NEUTRAL		0-0		0-0		0-0	
RPI S	Opponent	Score	RPI S	Opponent	Score	RPI S	Opponent	Score	RPI S	Opponent	Score
3 H	Iowa St.	1 3	28 H	Western Mich.	3 0	52 H	Ohio	3 0	102 A	Central Mich.	3 1
5 H	UNI	0 3	33 A	Ball St.	2 3	55 A	Creighton	3 0	102 H	Central Mich.	3 0
18 N	Texas A&M	1 3	36 N	Marquette	3 1	64 A	Eastern Mich.	3 1	124 H	IUPUI	3 1
24 H	Cincinnati	3 0				64 H	Eastern Mich.	1 3	130 A	Toledo	3 1
						68 A	Milwaukee	3 0	155 A	Stephen F. Austin	3 1
									156 H	South Fla.	3 0
									177 H	Miami (OH)	3 0
									182 N	South Dakota	3 0
									200 A	Green Bay	3 0
									205 A	Buffalo	3 0
									210 A	Akron	3 2
									220 H	Ill.-Chicago	3 0
									230 H	Kent St.	3 0
									245 A	Lamar	3 0
LAST 10 GAMES											
			102 A	Central Mich.	3 1		210 A	Akron	3 2		
			64 A	Eastern Mich.	3 1		177 H	Miami (OH)	3 0		
			52 H	Ohio	3 0		28 H	Western Mich.	3 0		
			230 H	Kent St.	3 0		130 A	Toledo	3 1		
			205 A	Buffalo	3 0		33 A	Ball St.	2 3		

Non-Div. I Games:

Northern Ill.

Average RPI Win:	108	WON-LOST	WINNING	LAST 10	STRENGTH OF	OPP. STRENGTH	TEAM	ADJ	CONF.	ADJ CONF.	
Average RPI Loss:	53	RECORD	PCT. RANK	GAMES	SCHEDULE	OF SCHEDULE	RPI	RPI	RPI	RPI	
DIV. I ONLY	23- 3	.88462	6	8- 2	82	43	21	.64522	21	6	6
DIV. I NON-CONF.	15- 0	1	1	1- 0	72	37	10	.67239	11	6	6
<hr/>											
TOTALS	RPI 1-25	RPI 26-50		W-L RECORDS	RPI 51-100		RPI 101-150		RPI 150+		
23- 3	0- 1	3- 0		OVERALL	7- 2		9- 0		4- 0		
13- 1	0- 0	1- 0		HOME	4- 1		5- 0		3- 0		
6- 2	0- 1	2- 0		AWAY	2- 1		2- 0		0- 0		
4- 0	0- 0	0- 0		NEUTRAL	1- 0		2- 0		1- 0		
<hr/>											
15- 0	0- 0	3- 0		NON-CONFERENCE	3- 0		7- 0		2- 0		
8- 0	0- 0	1- 0		HOME	2- 0		4- 0		1- 0		
3- 0	0- 0	2- 0		AWAY	0- 0		1- 0		0- 0		
4- 0	0- 0	0- 0		NEUTRAL	1- 0		2- 0		1- 0		
<hr/>											
8- 3	0- 1	0- 0		CONFERENCE	4- 2		2- 0		2- 0		
5- 1	0- 0	0- 0		HOME	2- 1		1- 0		2- 0		
3- 2	0- 1	0- 0		AWAY	2- 1		1- 0		0- 0		
0- 0	0- 0	0- 0		NEUTRAL	0- 0		0- 0		0- 0		
<hr/>											
RPI S	Opponent	Score	RPI S	Opponent	Score	RPI S	Opponent	Score	RPI S	Opponent	Score
16 A	Pepperdine	0 3	29 A	North Carolina	3 0	51 A	BYU	3 1	108 A	Santa Clara	3 2
			40 H	Missouri St.	3 0	51 H	BYU	3 0	113 H	San Diego St.	3 2
			45 A	Duke	3 1	59 H	UC Santa Barbara	3 0	123 H	UC Irvine	3 0
						62 A	St. Mary's (CA)	3 2	127 H	George Washington	3 0
						62 H	St. Mary's (CA)	2 3	131 N	Arizona St.	3 0
						71 H	Northeastern	3 0	132 H	Loyola Marymount	3 1
						80 A	San Francisco	0 3	133 H	Indiana	3 0
						80 H	San Francisco	3 1	140 N	Ga. Southern	3 1
						91 N	Cal Poly	3 2	142 A	Fresno St.	3 0
									176 N	Long Island	3 0
									190 H	UC Riverside	3 0
									192 H	Portland	3 0
									198 H	Gonzaga	3 1
<hr/>											
LAST 10 GAMES											
80 H San Francisco 3 1						132 H Loyola Marymount 3 1					
62 H St. Mary's (CA) 2 3						62 A St. Mary's (CA) 3 2					
16 A Pepperdine 0 3						198 H Gonzaga 3 1					
51 A BYU 3 1						192 H Portland 3 0					
113 H San Diego St. 3 2						51 H BYU 3 0					

Non-Div. I Games:

San Diego

Average RPI Win: 125		WON-LOST RECORD		WINNING PCT. RANK		LAST 10 GAMES		STRENGTH OF SCHEDULE		OPP. STRENGTH OF SCHEDULE		TEAM RPI		ADJ RPI		CONF. RPI		ADJ CONF. RPI	
Average RPI Loss: 41																			
DIV. I ONLY		21- 5		.80769 25		9- 1		35		79		22		.64448 22		11		11	
DIV. I NON-CONF.		9- 4		.69231 78		0- 0		21		35		25		.63751 25		9		9	
TOTALS		RPI 1-25		RPI 26-50		W-L RECORDS		RPI 51-100		RPI 101-150		RPI 150+							
21- 5		0- 3		4- 0		OVERALL		7- 1		1- 1		9- 0							
10- 2		0- 0		2- 0		HOME		2- 1		0- 1		6- 0							
7- 1		0- 1		2- 0		AWAY		2- 0		1- 0		2- 0							
4- 2		0- 2		0- 0		NEUTRAL		3- 0		0- 0		1- 0							
9- 4		0- 3		3- 0		NON-CONFERENCE		3- 1		0- 0		3- 0							
3- 1		0- 0		1- 0		HOME		0- 1		0- 0		2- 0							
2- 1		0- 1		2- 0		AWAY		0- 0		0- 0		0- 0							
4- 2		0- 2		0- 0		NEUTRAL		3- 0		0- 0		1- 0							
12- 1		0- 0		1- 0		CONFERENCE		4- 0		1- 1		6- 0							
7- 1		0- 0		1- 0		HOME		2- 0		0- 1		4- 0							
5- 0		0- 0		0- 0		AWAY		2- 0		1- 0		2- 0							
0- 0		0- 0		0- 0		NEUTRAL		0- 0		0- 0		0- 0							
RPI S	Opponent	Score		RPI S	Opponent	Score		RPI S	Opponent	Score		RPI S	Opponent	Score					
1 N	Illinois	2	3	29 A	North Carolina	3	1	57 H	Rice	3	0	104 A	UTEP	3	0				
11 A	Florida St.	1	3	43 H	Houston	3	0	69 A	UAB	3	0	109 H	SMU	1	3				
13 N	Kentucky	2	3	46 H	North Dakota St.	3	0	69 H	UAB	3	1	151 A	Memphis	3	0				
				48 A	Middle Tenn.	3	2	70 H	UC Davis	0	3	151 H	Memphis	3	0				
								79 N	Saint Louis	3	1	173 H	Southern Miss.	3	0				
								81 A	UCF	3	1	173 H	Southern Miss.	3	0				
								91 N	Cal Poly	3	1	177 N	Miami (OH)	3	0				
								94 N	Albany (NY)	3	0	195 H	Marshall	3	0				
												202 H	Texas-Arlington	3	0				
												282 A	East Carolina	3	0				
												316 H	Ark.-Pine Bluff	3	0				
				LAST 10 GAMES															
				69 H	UAB	3	1	69 A	UAB	3	0								
				151 H	Memphis	3	0	173 H	Southern Miss.	3	0								
				282 A	East Carolina	3	0	173 H	Southern Miss.	3	0								
				195 H	Marshall	3	0	109 H	SMU	1	3								
				151 A	Memphis	3	0	57 H	Rice	3	0								

Non-Div. I Games:

Tulsa

Average RPI Win:	118	WON-LOST	WINNING	LAST 10	STRENGTH OF	OPP. STRENGTH	TEAM	ADJ	CONF.	ADJ CONF.		
Average RPI Loss:	24	RECORD	PCT. RANK	GAMES	SCHEDULE	OF SCHEDULE	RPI	RPI	RPI	RPI		
DIV. I ONLY		19- 6	.76	38	7- 3	29	44	23	.64437	23	1	1
DIV. I NON-CONF.		13- 3	.8125	36	1- 0	82	106	38	.61268	36	2	2
<hr/>												
TOTALS	RPI 1-25	RPI 26-50		W-L RECORDS		RPI 51-100		RPI 101-150		RPI 150+		
19- 6	1- 4	6- 2		OVERALL		4- 0		2- 0		6- 0		
13- 0	1- 0	5- 0		HOME		2- 0		1- 0		4- 0		
3- 5	0- 3	1- 2		AWAY		1- 0		0- 0		1- 0		
3- 1	0- 1	0- 0		NEUTRAL		1- 0		1- 0		1- 0		
<hr/>												
13- 3	0- 2	2- 1		NON-CONFERENCE		3- 0		2- 0		6- 0		
9- 0	0- 0	2- 0		HOME		2- 0		1- 0		4- 0		
1- 2	0- 1	0- 1		AWAY		0- 0		0- 0		1- 0		
3- 1	0- 1	0- 0		NEUTRAL		1- 0		1- 0		1- 0		
<hr/>												
6- 3	1- 2	4- 1		CONFERENCE		1- 0		0- 0		0- 0		
4- 0	1- 0	3- 0		HOME		0- 0		0- 0		0- 0		
2- 3	0- 2	1- 1		AWAY		1- 0		0- 0		0- 0		
0- 0	0- 0	0- 0		NEUTRAL		0- 0		0- 0		0- 0		
<hr/>												
RPI S	Opponent	Score	RPI S	Opponent	Score	RPI S	Opponent	Score	RPI S	Opponent	Score	
3 A	Iowa St.	1 3	31 H	Kansas St.	3 1	56 H	Arkansas	3 1	109 H	SMU	3 0	
4 H	Texas	3 2	32 A	Missouri	0 3	67 H	Oral Roberts	3 0	143 N	Sam Houston St.	3 0	
18 A	Texas A&M	2 3	32 H	Missouri	3 2	89 A	Texas Tech	3 2	163 H	Boise St.	3 2	
24 N	Cincinnati	1 3	35 H	Colorado St.	3 0	96 N	Auburn	3 0	175 A	North Texas	3 0	
25 A	Miami (FL)	1 3	40 H	Missouri St.	3 1				213 H	UALR	3 0	
			42 H	Kansas	3 2				261 N	Florida A&M	3 0	
			44 A	Wichita St.	2 3				316 H	Ark.-Pine Bluff	3 0	
			47 A	Baylor	3 1				322 H	Texas Southern	3 0	
<hr/>												
LAST 10 GAMES												
			32 A	Missouri	0 3	32 H	Missouri	3 2				
			31 H	Kansas St.	3 1	89 A	Texas Tech	3 2				
			42 H	Kansas	3 2	4 H	Texas	3 2				
			18 A	Texas A&M	2 3	47 A	Baylor	3 1				
			3 A	Iowa St.	1 3	316 H	Ark.-Pine Bluff	3 0				

Non-Div. I Games:

Oklahoma

Average RPI Win:		127	WON-LOST RECORD		WINNING PCT. RANK		LAST 10 GAMES		STRENGTH OF SCHEDULE		OPP. STRENGTH OF SCHEDULE		TEAM RPI		ADJ RPI		CONF. RPI		ADJ CONF. RPI				
DIV. I ONLY			18- 8		.69231 66		8- 2		14		32		25		.64113 24		12		12				
DIV. I NON-CONF.			10- 6		.625 105		2- 0		3		13		9		.6826 9		11		11				
TOTALS		RPI 1-25		RPI 26-50		W-L RECORDS		RPI 51-100		RPI 101-150		RPI 150+											
18- 8		2- 6		1- 1		OVERALL		4- 1		3- 0		8- 0											
7- 0		0- 0		1- 0		HOME		1- 0		1- 0		4- 0											
6- 5		1- 3		0- 1		AWAY		1- 1		0- 0		4- 0											
5- 3		1- 3		0- 0		NEUTRAL		2- 0		2- 0		0- 0											
10- 6		2- 6		1- 0		NON-CONFERENCE		3- 0		2- 0		2- 0											
3- 0		0- 0		1- 0		HOME		1- 0		0- 0		1- 0											
2- 3		1- 3		0- 0		AWAY		0- 0		0- 0		1- 0											
5- 3		1- 3		0- 0		NEUTRAL		2- 0		2- 0		0- 0											
8- 2		0- 0		0- 1		CONFERENCE		1- 1		1- 0		6- 0											
4- 0		0- 0		0- 0		HOME		0- 0		1- 0		3- 0											
4- 2		0- 0		0- 1		AWAY		1- 1		0- 0		3- 0											
0- 0		0- 0		0- 0		NEUTRAL		0- 0		0- 0		0- 0											
RPI	S	Opponent		Score		RPI	S	Opponent		Score		RPI	S	Opponent		Score		RPI	S	Opponent		Score	
1	A	Illinois		0	3	26	H	Western Ky.		3	2	57	N	Rice		3	2	124	N	IUPUI		3	0
3	N	Iowa St.		1	3	49	A	Louisville		0	3	58	A	Notre Dame		3	1	141	H	Pittsburgh		3	0
5	N	UNI		1	3							77	N	Pacific		3	0	143	N	Sam Houston St.		3	1
8	A	Hawaii		0	3							85	H	Xavier		3	1	154	H	West Virginia		3	0
10	N	Purdue		0	3							88	A	Seton Hall		0	3	156	A	South Fla.		3	1
13	A	Kentucky		3	0													167	H	Connecticut		3	0
20	A	Northern Ill.		0	3													171	H	Evansville		3	2
23	N	Oklahoma		3	1													175	A	North Texas		3	0
																		223	H	St. John's (NY)		3	0
																		235	A	Rutgers		3	1
																		253	A	DePaul		3	0
LAST 10 GAMES																							
156 A South Fla.						3	1	49 A Louisville						0	3								
85 H Xavier						3	1	88 A Seton Hall						0	3								
154 H West Virginia						3	0	235 A Rutgers						3	1								
141 H Pittsburgh						3	0	253 A DePaul						3	0								
26 H Western Ky.						3	2	58 A Notre Dame						3	1								

Non-Div. I Games:

Cincinnati

Average RPI Win: 119		WON-LOST RECORD		WINNING PCT. RANK		LAST 10 GAMES		STRENGTH OF SCHEDULE		OPP. STRENGTH OF SCHEDULE		TEAM RPI		ADJ RPI		CONF. RPI		ADJ CONF. RPI	
Average RPI Loss: 37																			
DIV. I ONLY		19- 3		.86364 12		8- 2		95		34		27		.63471 25		5		5	
DIV. I NON-CONF.		9- 0		1 1		0- 0		100		48		18		.66156 17		5		5	
TOTALS		RPI 1-25		RPI 26-50		W-L RECORDS		RPI 51-100		RPI 101-150		RPI 150+							
19- 3		2- 1		1- 1		OVERALL		6- 1		6- 0		4- 0							
8- 1		1- 0		1- 0		HOME		3- 1		1- 0		2- 0							
7- 2		1- 1		0- 1		AWAY		2- 0		4- 0		0- 0							
4- 0		0- 0		0- 0		NEUTRAL		1- 0		1- 0		2- 0							
9- 0		2- 0		0- 0		NON-CONFERENCE		3- 0		1- 0		3- 0							
3- 0		1- 0		0- 0		HOME		1- 0		0- 0		1- 0							
2- 0		1- 0		0- 0		AWAY		1- 0		0- 0		0- 0							
4- 0		0- 0		0- 0		NEUTRAL		1- 0		1- 0		2- 0							
10- 3		0- 1		1- 1		CONFERENCE		3- 1		5- 0		1- 0							
5- 1		0- 0		1- 0		HOME		2- 1		1- 0		1- 0							
5- 2		0- 1		0- 1		AWAY		1- 0		4- 0		0- 0							
0- 0		0- 0		0- 0		NEUTRAL		0- 0		0- 0		0- 0							
RPI S	Opponent	Score		RPI S	Opponent	Score		RPI S	Opponent	Score		RPI S	Opponent	Score					
11 A	Florida St.	0	3	29 A	North Carolina	2	3	59 N	UC Santa Barbara	3	0	117 A	North Carolina St.	3	2				
16 A	Pepperdine	3	1	45 H	Duke	3	0	60 H	Clemson	3	0	118 N	Georgia	3	0				
23 H	Oklahoma	3	1					63 A	Virginia Tech	3	0	129 A	Maryland	3	1				
								63 H	Virginia Tech	3	0	146 A	Virginia	3	0				
								72 H	Georgia Tech	1	3	146 H	Virginia	3	0				
								86 A	LSU	3	2	150 A	Boston College	3	1				
								96 H	Auburn	3	0	185 H	Wake Forest	3	0				
												243 N	La.-Lafayette	3	0				
												260 N	Jacksonville St.	3	0				
												261 H	Florida A&M	3	0				
				LAST 10 GAMES															
				63 H	Virginia Tech	3	0	60 H	Clemson	3	0								
				146 H	Virginia	3	0	29 A	North Carolina	2	3								
				129 A	Maryland	3	1	117 A	North Carolina St.	3	2								
				150 A	Boston College	3	1	45 H	Duke	3	0								
				72 H	Georgia Tech	1	3	185 H	Wake Forest	3	0								

Non-Div. I Games:

Miami (FL)

Average RPI Win:		152	WON-LOST RECORD		WINNING PCT. RANK		LAST 10 GAMES		STRENGTH OF SCHEDULE		OPP. STRENGTH OF SCHEDULE		TEAM RPI		ADJ RPI		CONF. RPI		ADJ CONF. RPI								
DIV. I ONLY			25- 3		.89286		5		8- 2		83		115		24		.63224		26								
DIV. I NON-CONF.			13- 2		.86667		25		0- 1		35		59		16		.65953		18								
TOTALS		RPI 1-25		RPI 26-50				W-L RECORDS				RPI 51-100				RPI 101-150				RPI 150+							
25- 3		0- 2		1- 1				OVERALL				8- 0				4- 0				12- 0							
11- 1		0- 0		0- 1				HOME				3- 0				0- 0				8- 0							
7- 2		0- 2		0- 0				AWAY				2- 0				2- 0				3- 0							
7- 0		0- 0		1- 0				NEUTRAL				3- 0				2- 0				1- 0							
13- 2		0- 2		1- 0				NON-CONFERENCE				5- 0				4- 0				3- 0							
4- 0		0- 0		0- 0				HOME				2- 0				0- 0				2- 0							
3- 2		0- 2		0- 0				AWAY				1- 0				2- 0				0- 0							
6- 0		0- 0		1- 0				NEUTRAL				2- 0				2- 0				1- 0							
12- 1		0- 0		0- 1				CONFERENCE				3- 0				0- 0				9- 0							
7- 1		0- 0		0- 1				HOME				1- 0				0- 0				6- 0							
4- 0		0- 0		0- 0				AWAY				1- 0				0- 0				3- 0							
1- 0		0- 0		0- 0				NEUTRAL				1- 0				0- 0				0- 0							
RPI	S	Opponent		Score		RPI	S	Opponent		Score		RPI	S	Opponent		Score		RPI	S	Opponent		Score					
13	A	Kentucky		0	3	32	N	Missouri		3	1	52	N	Ohio		3	1	114	N	Villanova		3	0				
24	A	Cincinnati		2	3	48	H	Middle Tenn.		1	3	63	N	Virginia Tech		3	0	128	A	American		3	0				
												75	A	FIU		3	0	139	A	Belmont		3	1				
												75	H	FIU		3	0	144	N	Sacramento St.		3	0				
												82	A	Lipscomb		3	0	152	H	Troy		3	0				
												85	H	Xavier		3	1	172	H	Denver		3	0				
												86	H	LSU		3	1	175	H	North Texas		3	0				
												93	N	Arkansas St.		3	0	185	H	Wake Forest		3	0				
																		189	H	Tennessee St.		3	0				
																		213	H	UALR		3	2				
																		241	H	South Ala.		3	0				
																		243	A	La.-Lafayette		3	0				
																		252	A	La.-Monroe		3	0				
																		270	A	Fla. Atlantic		3	0				
																		270	H	Fla. Atlantic		3	0				
																		280	N	Murray St.		3	0				
						LAST 10 GAMES																					
						175 H North Texas						3	0	270 H Fla. Atlantic						3	0						
						172 H Denver						3	0	75 H FIU						3	0						
						252 A La.-Monroe						3	0	241 H South Ala.						3	0						
						243 A La.-Lafayette						3	0	152 H Troy						3	0						
						24 A Cincinnati						2	3	48 H Middle Tenn.						1	3						

Non-Div. I Games:

Western Ky.

Average RPI Win: 128		WON-LOST	WINNING	LAST 10	STRENGTH OF		OPP. STRENGTH	TEAM	ADJ	CONF.	ADJ CONF.
Average RPI Loss: 11		RECORD	PCT. RANK	GAMES	SCHEDULE		OF SCHEDULE	RPI	RPI	RPI	RPI
DIV. I ONLY		21- 4	.84	13	8- 2		87	26	28	.63177	27
DIV. I NON-CONF.		10- 0	1	1	0- 0		240	121	49	.59673	50
TOTALS		RPI 1-25	RPI 26-50		W-L RECORDS		RPI 51-100		RPI 101-150		RPI 150+
21- 4		1- 4	4- 0		OVERALL		1- 0		8- 0		7- 0
14- 2		1- 2	2- 0		HOME		1- 0		5- 0		5- 0
5- 2		0- 2	2- 0		AWAY		0- 0		3- 0		0- 0
2- 0		0- 0	0- 0		NEUTRAL		0- 0		0- 0		2- 0
10- 0		0- 0	0- 0		NON-CONFERENCE		1- 0		3- 0		6- 0
7- 0		0- 0	0- 0		HOME		1- 0		2- 0		4- 0
1- 0		0- 0	0- 0		AWAY		0- 0		1- 0		0- 0
2- 0		0- 0	0- 0		NEUTRAL		0- 0		0- 0		2- 0
11- 4		1- 4	4- 0		CONFERENCE		0- 0		5- 0		1- 0
7- 2		1- 2	2- 0		HOME		0- 0		3- 0		1- 0
4- 2		0- 2	2- 0		AWAY		0- 0		2- 0		0- 0
0- 0		0- 0	0- 0		NEUTRAL		0- 0		0- 0		0- 0
RPI S	Opponent	Score	RPI S	Opponent	Score	RPI S	Opponent	Score	RPI S	Opponent	Score
7 H	Stanford	3 1	30 H	Washington	3 1	75 H	FIU	3 0	106 A	Oregon St.	3 1
9 A	UCLA	1 3	39 A	Arizona	3 0				110 H	Georgetown	3 0
9 H	UCLA	1 3	39 H	Arizona	3 0				116 H	Utah	3 0
12 A	Southern California	0 3	41 A	Oregon	3 0				126 H	Washington St.	3 0
12 H	Southern California	0 3							131 A	Arizona St.	3 0
									131 H	Arizona St.	3 1
									144 H	Sacramento St.	3 0
									146 A	Virginia	3 0
									162 H	Colorado	3 0
									176 N	Long Island	3 0
									190 H	UC Riverside	3 0
									194 H	Fairfield	3 0
									202 H	Texas-Arlington	3 0
									247 H	Nevada	3 0
									282 N	East Carolina	3 0
LAST 10 GAMES											
12 H	Southern California	0 3	30 H	Washington	3 1						
9 H	UCLA	1 3	106 A	Oregon St.	3 1						
39 A	Arizona	3 0	41 A	Oregon	3 0						
131 A	Arizona St.	3 0	131 H	Arizona St.	3 1						
126 H	Washington St.	3 0	39 H	Arizona	3 0						

Non-Div. I Games:

California

Average RPI Win: 135		WON-LOST	WINNING	LAST 10	STRENGTH OF		OPP. STRENGTH	TEAM	ADJ	CONF.	ADJ CONF.
Average RPI Loss: 39		RECORD	PCT. RANK	GAMES	SCHEDULE		OF SCHEDULE	RPI	RPI	RPI	RPI
DIV. I ONLY		21- 5	.80769	25	8- 2		49	85	26	.62995	28
DIV. I NON-CONF.		11- 3	.78571	43	1- 0		59	79	34	.61687	33
TOTALS		RPI 1-25	RPI 26-50		W-L RECORDS		RPI 51-100		RPI 101-150		RPI 150+
21- 5	0- 1	1- 2		OVERALL		7- 2		5- 0		8- 0	
9- 1	0- 0	1- 1		HOME		4- 0		2- 0		2- 0	
7- 3	0- 1	0- 1		AWAY		2- 1		3- 0		2- 0	
5- 1	0- 0	0- 0		NEUTRAL		1- 1		0- 0		4- 0	
11- 3	0- 0	1- 1		NON-CONFERENCE		4- 2		1- 0		5- 0	
4- 1	0- 0	1- 1		HOME		2- 0		0- 0		1- 0	
2- 1	0- 0	0- 0		AWAY		1- 1		1- 0		0- 0	
5- 1	0- 0	0- 0		NEUTRAL		1- 1		0- 0		4- 0	
10- 2	0- 1	0- 1		CONFERENCE		3- 0		4- 0		3- 0	
5- 0	0- 0	0- 0		HOME		2- 0		2- 0		1- 0	
5- 2	0- 1	0- 1		AWAY		1- 0		2- 0		2- 0	
0- 0	0- 0	0- 0		NEUTRAL		0- 0		0- 0		0- 0	
RPI S	Opponent	Score	RPI S	Opponent	Score	RPI S	Opponent	Score	RPI S	Opponent	Score
20 A	Northern Ill.	0 3	29 H	North Carolina	0 3	52 H	Ohio	3 0	102 A	Central Mich.	3 1
			33 A	Ball St.	1 3	54 A	Wisconsin	1 3	102 H	Central Mich.	3 1
			36 H	Marquette	3 1	58 N	Notre Dame	1 3	121 H	Bowling Green	3 1
						64 A	Eastern Mich.	3 1	130 A	Toledo	3 0
						64 H	Eastern Mich.	3 1	146 A	Virginia	3 1
						68 H	Milwaukee	3 0	156 N	South Fla.	3 1
						74 N	Appalachian St.	3 1	164 H	Liberty	3 0
						88 H	Seton Hall	3 1	205 A	Buffalo	3 0
						95 A	Morehead St.	3 2	210 A	Akron	3 0
									221 N	George Mason	3 0
									222 N	Western Caro.	3 0
									230 H	Kent St.	3 0
									287 N	S.C. Upstate	3 0
LAST 10 GAMES											
	64 A	Eastern Mich.	3	1		210 A	Akron	3	0		
	102 A	Central Mich.	3	1		205 A	Buffalo	3	0		
	230 H	Kent St.	3	0		121 H	Bowling Green	3	1		
	52 H	Ohio	3	0		20 A	Northern Ill.	0	3		
	36 H	Marquette	3	1		33 A	Ball St.	1	3		

Non-Div. I Games:

Western Mich.

Average RPI Win:		112	WON-LOST	WINNING	LAST 10	STRENGTH OF		OPP. STRENGTH	TEAM	ADJ	CONF.	ADJ CONF.
Average RPI Loss:		23	RECORD	PCT. RANK	GAMES	SCHEDULE		OF SCHEDULE	RPI	RPI	RPI	RPI
DIV. I ONLY			19- 5	.79167	28	8- 2		70	25	29	.6275	29
DIV. I NON-CONF.			8- 3	.72727	59	0- 0		36	24	28	.63097	27
TOTALS		RPI 1-25	RPI 26-50		W-L RECORDS		RPI 51-100		RPI 101-150		RPI 150+	
19- 5	1- 4		1- 1	OVERALL		6- 0		8- 0		3- 0		
10- 3	1- 3		0- 0	HOME		2- 0		6- 0		1- 0		
6- 2	0- 1		1- 1	AWAY		2- 0		2- 0		1- 0		
3- 0	0- 0		0- 0	NEUTRAL		2- 0		0- 0		1- 0		
8- 3	0- 3		1- 0	NON-CONFERENCE		3- 0		2- 0		2- 0		
4- 2	0- 2		0- 0	HOME		1- 0		2- 0		1- 0		
1- 1	0- 1		1- 0	AWAY		0- 0		0- 0		0- 0		
3- 0	0- 0		0- 0	NEUTRAL		2- 0		0- 0		1- 0		
11- 2	1- 1		0- 1	CONFERENCE		3- 0		6- 0		1- 0		
6- 1	1- 1		0- 0	HOME		1- 0		4- 0		0- 0		
5- 1	0- 0		0- 1	AWAY		2- 0		2- 0		1- 0		
0- 0	0- 0		0- 0	NEUTRAL		0- 0		0- 0		0- 0		
RPI S	Opponent	Score	RPI S	Opponent	Score	RPI S	Opponent	Score	RPI S	Opponent	Score	
11 H	Florida St.	1 3	28 A	Western Mich.	3 0	60 A	Clemson	3 2	117 H	North Carolina St.	3 2	
17 A	Florida	0 3	45 A	Duke	0 3	63 H	Virginia Tech	3 0	129 A	Maryland	3 0	
21 H	San Diego	0 3				72 A	Georgia Tech	3 0	129 H	Maryland	3 0	
22 H	Tulsa	1 3				79 H	Saint Louis	3 0	131 H	Arizona St.	3 0	
25 H	Miami (FL)	3 2				88 N	Seton Hall	3 0	140 H	Ga. Southern	3 0	
						96 N	Auburn	3 0	146 H	Virginia	3 0	
									150 A	Boston College	3 0	
									150 H	Boston College	3 0	
									164 N	Liberty	3 1	
									177 H	Miami (OH)	3 0	
									185 A	Wake Forest	3 1	
			LAST 10 GAMES									
			150 H	Boston College	3 0	63 H	Virginia Tech	3 0				
			129 H	Maryland	3 0	25 H	Miami (FL)	3 2				
			185 A	Wake Forest	3 1	11 H	Florida St.	1 3				
			45 A	Duke	0 3	117 H	North Carolina St.	3 2				
			146 H	Virginia	3 0	72 A	Georgia Tech	3 0				

Non-Div. I Games:

North Carolina

Average RPI Win:	135	WON-LOST RECORD	WINNING PCT. RANK	LAST 10 GAMES	STRENGTH OF SCHEDULE	OPP. STRENGTH OF SCHEDULE	TEAM RPI	ADJ RPI	CONF. RPI	ADJ CONF. RPI		
DIV. I ONLY		18- 4	.81818	19	7- 3	85	45	31	.62448	30	3	3
DIV. I NON-CONF.		8- 0	1	1	0- 0	218	222	48	.59826	48	3	3
<hr/>												
TOTALS	RPI 1-25	RPI 26-50		W-L RECORDS		RPI 51-100		RPI 101-150		RPI 150+		
18- 4	1- 2	4- 2		OVERALL		0- 0		6- 0		7- 0		
9- 1	1- 1	2- 0		HOME		0- 0		4- 0		2- 0		
5- 3	0- 1	2- 2		AWAY		0- 0		2- 0		1- 0		
4- 0	0- 0	0- 0		NEUTRAL		0- 0		0- 0		4- 0		
8- 0	0- 0	1- 0		NON-CONFERENCE		0- 0		1- 0		6- 0		
2- 0	0- 0	0- 0		HOME		0- 0		1- 0		1- 0		
2- 0	0- 0	1- 0		AWAY		0- 0		0- 0		1- 0		
4- 0	0- 0	0- 0		NEUTRAL		0- 0		0- 0		4- 0		
10- 4	1- 2	3- 2		CONFERENCE		0- 0		5- 0		1- 0		
7- 1	1- 1	2- 0		HOME		0- 0		3- 0		1- 0		
3- 3	0- 1	1- 2		AWAY		0- 0		2- 0		0- 0		
0- 0	0- 0	0- 0		NEUTRAL		0- 0		0- 0		0- 0		
RPI S	Opponent	Score	RPI S	Opponent	Score	RPI S	Opponent	Score	RPI S	Opponent	Score	
7 A	Stanford	0 3	27 A	California	1 3				106 A	Oregon St.	3 0	
9 H	UCLA	3 0	39 A	Arizona	3 0				106 H	Oregon St.	3 0	
12 H	Southern California	0 3	39 H	Arizona	3 0				116 H	Utah	3 0	
			41 A	Oregon	0 3				131 A	Arizona St.	3 0	
			41 H	Oregon	3 0				131 H	Arizona St.	3 2	
			50 A	Long Beach St.	3 1				142 H	Fresno St.	3 0	
									162 H	Colorado	3 0	
									163 N	Boise St.	3 0	
									197 N	Portland St.	3 0	
									198 A	Gonzaga	3 0	
									224 N	UMBC	3 0	
									272 H	Seattle	3 0	
									296 N	Prairie View	3 0	
LAST 10 GAMES												
	39 H	Arizona	3	0		27 A	California	1 3				
	131 H	Arizona St.	3	2		116 H	Utah	3 0				
	41 A	Oregon	0	3		162 H	Colorado	3 0				
	106 A	Oregon St.	3	0		106 H	Oregon St.	3 0				
	7 A	Stanford	0	3		41 H	Oregon	3 0				

Non-Div. I Games:

Washington

Average RPI Win: 107		WON-LOST	WINNING	LAST 10	STRENGTH OF		OPP. STRENGTH	TEAM	ADJ	CONF.	ADJ CONF.
Average RPI Loss: 33		RECORD	PCT. RANK	GAMES	SCHEDULE		OF SCHEDULE	RPI	RPI	RPI	RPI
DIV. I ONLY		16- 8	.66667	79	5- 5		26	21	33	.62343	31
DIV. I NON-CONF.		11- 3	.78571	43	0- 0		91	56	41	.60629	41
TOTALS		RPI 1-25	RPI 26-50		W-L RECORDS		RPI 51-100		RPI 101-150		RPI 150+
16- 8		0- 4	5- 2		OVERALL		3- 2		5- 0		3- 0
6- 3		0- 2	2- 0		HOME		1- 1		2- 0		1- 0
5- 4		0- 2	3- 1		AWAY		2- 1		0- 0		0- 0
5- 1		0- 0	0- 1		NEUTRAL		0- 0		3- 0		2- 0
11- 3		0- 0	1- 1		NON-CONFERENCE		2- 2		5- 0		3- 0
4- 1		0- 0	0- 0		HOME		1- 1		2- 0		1- 0
2- 1		0- 0	1- 0		AWAY		1- 1		0- 0		0- 0
5- 1		0- 0	0- 1		NEUTRAL		0- 0		3- 0		2- 0
5- 5		0- 4	4- 1		CONFERENCE		1- 0		0- 0		0- 0
2- 2		0- 2	2- 0		HOME		0- 0		0- 0		0- 0
3- 3		0- 2	2- 1		AWAY		1- 0		0- 0		0- 0
0- 0		0- 0	0- 0		NEUTRAL		0- 0		0- 0		0- 0
RPI S	Opponent	Score	RPI S	Opponent	Score	RPI S	Opponent	Score	RPI S	Opponent	Score
3 H	Iowa St.	0 3	32 A	Missouri	3 2	51 H	BYU	0 3	111 N	Utah Valley	3 0
4 H	Texas	0 3	32 H	Missouri	3 2	55 H	Creighton	3 2	115 H	Idaho	3 0
18 A	Texas A&M	0 3	40 A	Missouri St.	3 2	62 A	St. Mary's (CA)	3 1	140 H	Ga. Southern	3 0
23 A	Oklahoma	1 3	42 A	Kansas	3 1	72 A	Georgia Tech	1 3	144 N	Sacramento St.	3 1
			47 A	Baylor	2 3	89 A	Texas Tech	3 0	147 N	South Dakota St.	3 0
			47 H	Baylor	3 0				180 H	Drake	3 2
			49 N	Louisville	0 3				183 N	Hofstra	3 1
									298 N	Tennessee Tech	3 0
LAST 10 GAMES											
47 A	Baylor	2 3	89 A	Texas Tech	3 0						
32 H	Missouri	3 2	3 H	Iowa St.	0 3						
23 A	Oklahoma	1 3	18 A	Texas A&M	0 3						
42 A	Kansas	3 1	32 A	Missouri	3 2						
4 H	Texas	0 3	47 H	Baylor	3 0						

Non-Div. I Games:

Kansas St.

Average RPI Win: 130		WON-LOST	WINNING	LAST 10	STRENGTH OF	OPP. STRENGTH	TEAM	ADJ	CONF.	ADJ CONF.							
Average RPI Loss: 31		RECORD	PCT. RANK	GAMES	SCHEDULE	OF SCHEDULE	RPI	RPI	RPI	RPI							
DIV. I ONLY		18- 9	.66667	79	5- 5	18	49	37	.62314	32	1	1					
DIV. I NON-CONF.		14- 3	.82353	32	1- 0	63	122	32	.61982	31	2	2					
<hr/>																	
TOTALS		RPI 1-25		RPI 26-50		W-L RECORDS		RPI 51-100		RPI 101-150		RPI 150+					
18- 9		2- 3		2- 5		OVERALL		4- 1		2- 0		8- 0					
9- 1		2- 0		2- 1		HOME		1- 0		0- 0		4- 0					
2- 6		0- 3		0- 3		AWAY		0- 0		1- 0		1- 0					
7- 2		0- 0		0- 1		NEUTRAL		3- 1		1- 0		3- 0					
14- 3		0- 0		1- 2		NON-CONFERENCE		3- 1		2- 0		8- 0					
5- 0		0- 0		1- 0		HOME		0- 0		0- 0		4- 0					
2- 1		0- 0		0- 1		AWAY		0- 0		1- 0		1- 0					
7- 2		0- 0		0- 1		NEUTRAL		3- 1		1- 0		3- 0					
4- 6		2- 3		1- 3		CONFERENCE		1- 0		0- 0		0- 0					
4- 1		2- 0		1- 1		HOME		1- 0		0- 0		0- 0					
0- 5		0- 3		0- 2		AWAY		0- 0		0- 0		0- 0					
0- 0		0- 0		0- 0		NEUTRAL		0- 0		0- 0		0- 0					
<hr/>																	
RPI	S	Opponent		Score		RPI	S	Opponent		Score		RPI	S	Opponent		Score	
3	A	Iowa St.		0	3	26	N	Western Ky.		1	3	70	N	UC Davis		1	3
4	A	Texas		0	3	31	A	Kansas St.		2	3	75	N	FIU		3	0
18	H	Texas A&M		3	1	31	H	Kansas St.		2	3	83	N	UTSA		3	2
23	A	Oklahoma		2	3	42	H	Kansas		3	1	89	H	Texas Tech		3	1
23	H	Oklahoma		3	0	46	H	North Dakota St.		3	0	96	N	Auburn		3	0
						47	A	Baylor		2	3						
						48	A	Middle Tenn.		1	3						
<hr/>																	
LAST 10 GAMES																	
23	H	Oklahoma		3	0	42	H	Kansas		3	1						
31	A	Kansas St.		2	3	47	A	Baylor		2	3						
4	A	Texas		0	3	23	A	Oklahoma		2	3						
165	H	Central Ark.		3	0	31	H	Kansas St.		2	3						
89	H	Texas Tech		3	1	18	H	Texas A&M		3	1						

Non-Div. I Games:

Missouri

Average RPI Win:		156	WON-LOST RECORD		WINNING PCT. RANK		LAST 10 GAMES		STRENGTH OF SCHEDULE		OPP. STRENGTH OF SCHEDULE		TEAM RPI		ADJ RPI		CONF. RPI		ADJ CONF. RPI	
Average RPI Loss:		37																		
DIV. I ONLY			22- 3		.88 8		9- 1		96		99		30		.62288 33		7		7	
DIV. I NON-CONF.			11- 2		.84615 26		0- 0		121		115		43		.60081 45		10		10	
TOTALS		RPI 1-25		RPI 26-50		W-L RECORDS		RPI 51-100		RPI 101-150		RPI 150+								
22- 3		1- 1		1- 1		OVERALL		3- 1		5- 0		12- 0								
8- 0		1- 0		1- 0		HOME		1- 0		2- 0		3- 0								
7- 3		0- 1		0- 1		AWAY		1- 1		3- 0		3- 0								
7- 0		0- 0		0- 0		NEUTRAL		1- 0		0- 0		6- 0								
11- 2		0- 1		0- 1		NON-CONFERENCE		2- 0		1- 0		8- 0								
2- 0		0- 0		0- 0		HOME		1- 0		0- 0		1- 0								
2- 2		0- 1		0- 1		AWAY		0- 0		1- 0		1- 0								
7- 0		0- 0		0- 0		NEUTRAL		1- 0		0- 0		6- 0								
11- 1		1- 0		1- 0		CONFERENCE		1- 1		4- 0		4- 0								
6- 0		1- 0		1- 0		HOME		0- 0		2- 0		2- 0								
5- 1		0- 0		0- 0		AWAY		1- 1		2- 0		2- 0								
0- 0		0- 0		0- 0		NEUTRAL		0- 0		0- 0		0- 0								
RPI S	Opponent		Score		RPI S	Opponent		Score		RPI S	Opponent		Score		RPI S	Opponent		Score		
10 A	Purdue		1	3	28 H	Western Mich.		3	1	52 A	Ohio		3	1	102 A	Central Mich.		3	0	
20 H	Northern Ill.		3	2	37 A	Michigan St.		0	3	61 H	IPFW		3	1	121 H	Bowling Green		3	0	
										64 A	Eastern Mich.		1	3	124 A	IUPUI		3	0	
										87 N	Sacred Heart		3	1	130 A	Toledo		3	2	
															130 H	Toledo		3	1	
															161 A	Valparaiso		3	0	
															169 N	VCU		3	1	
															171 N	Evansville		3	2	
															177 H	Miami (OH)		3	1	
															203 N	A&M-Corpus Christi		3	0	
															205 H	Buffalo		3	0	
															210 A	Akron		3	1	
															222 N	Western Caro.		3	0	
															230 A	Kent St.		3	0	
															260 N	Jacksonville St.		3	1	
															280 N	Murray St.		3	0	
															283 H	Loyola Chicago		3	0	
				LAST 10 GAMES																
										205 H	Buffalo		3	0	52 A	Ohio		3	1	
										130 A	Toledo		3	2	64 A	Eastern Mich.		1	3	
										121 H	Bowling Green		3	0	102 A	Central Mich.		3	0	
										177 H	Miami (OH)		3	1	28 H	Western Mich.		3	1	
										230 A	Kent St.		3	0	20 H	Northern Ill.		3	2	

Non-Div. I Games:

Ball St.

Dayton

Dayton

Average RPI Win:	139	WON-LOST	WINNING	LAST 10	STRENGTH OF	OPP. STRENGTH	TEAM	ADJ	CONF.	ADJ CONF.			
Average RPI Loss:	84	RECORD	PCT. RANK	GAMES	SCHEDULE	OF SCHEDULE	RPI	RPI	RPI	RPI			
DIV. I ONLY	17- 4	.80952	22	9- 1	78	86	36	.61918	35	10	10		
DIV. I NON-CONF.	7- 3	.7	71	1- 0	47	49	40	.60892	40	12	12		
<hr/>													
TOTALS	RPI 1-25	RPI 26-50		W-L RECORDS		RPI 51-100		RPI 101-150		RPI 150+			
17- 4	1- 1	1- 1		OVERALL		3- 1		5- 0		7- 1			
10- 1	1- 0	0- 1		HOME		2- 0		3- 0		4- 0			
5- 3	0- 1	0- 0		AWAY		1- 1		2- 0		2- 1			
2- 0	0- 0	1- 0		NEUTRAL		0- 0		0- 0		1- 0			
<hr/>													
7- 3	1- 1	1- 1		NON-CONFERENCE		2- 0		0- 0		3- 1			
4- 1	1- 0	0- 1		HOME		1- 0		0- 0		2- 0			
1- 2	0- 1	0- 0		AWAY		1- 0		0- 0		0- 1			
2- 0	0- 0	1- 0		NEUTRAL		0- 0		0- 0		1- 0			
<hr/>													
10- 1	0- 0	0- 0		CONFERENCE		1- 1		5- 0		4- 0			
6- 0	0- 0	0- 0		HOME		1- 0		3- 0		2- 0			
4- 1	0- 0	0- 0		AWAY		0- 1		2- 0		2- 0			
0- 0	0- 0	0- 0		NEUTRAL		0- 0		0- 0		0- 0			
<hr/>													
RPI S	Opponent	Score		RPI S	Opponent	Score		RPI S	Opponent	Score			
2 H	Nebraska	3	2	44 H	Wichita St.	1	3	53 H	TCU	3	0		
23 A	Oklahoma	0	3	48 N	Middle Tenn.	3	0	56 A	Arkansas	3	0		
								94 H	Albany (NY)	3	0		
								97 A	Wyoming	2	3		
								101 H New Mexico				3	0
								113 A San Diego St.				3	1
								113 H San Diego St.				3	0
								148 A UNLV				3	2
								148 H UNLV				3	0
								153 H Northern Colo.				3	0
								163 A Boise St.				3	0
								163 H Boise St.				3	0
								172 A Denver				1	3
								237 A Air Force				3	0
								237 H Air Force				3	0
								263 N McNeese St.				3	0
								272 H Seattle				3	0
<hr/>													
LAST 10 GAMES													
148 H UNLV				3	0	101 H New Mexico				3	0		
113 H San Diego St.				3	0	97 A Wyoming				2	3		
237 A Air Force				3	0	272 H Seattle				3	0		
163 A Boise St.				3	0	113 A San Diego St.				3	1		
53 H TCU				3	0	148 A UNLV				3	2		

Non-Div. I Games:

Colorado St.

Average RPI Win:		138	WON-LOST RECORD		WINNING PCT. RANK		LAST 10 GAMES		STRENGTH OF SCHEDULE		OPP. STRENGTH OF SCHEDULE		TEAM RPI		ADJ RPI		CONF. RPI		ADJ CONF. RPI	
DIV. I ONLY			20- 6		.76923 35		8- 2		64		61		34		.61849 36		12		12	
DIV. I NON-CONF.			10- 6		.625 105		0- 2		29		26		39		.60948 39		11		11	
TOTALS		RPI 1-25		RPI 26-50		W-L RECORDS		RPI 51-100		RPI 101-150		RPI 150+								
20- 6		0- 3		1- 2		OVERALL		4- 1		6- 0		9- 0								
9- 1		0- 1		1- 0		HOME		1- 0		2- 0		5- 0								
9- 3		0- 1		0- 2		AWAY		3- 0		3- 0		3- 0								
2- 2		0- 1		0- 0		NEUTRAL		0- 1		1- 0		1- 0								
10- 6		0- 3		1- 2		NON-CONFERENCE		3- 1		2- 0		4- 0								
4- 1		0- 1		1- 0		HOME		0- 0		0- 0		3- 0								
4- 3		0- 1		0- 2		AWAY		3- 0		1- 0		0- 0								
2- 2		0- 1		0- 0		NEUTRAL		0- 1		1- 0		1- 0								
10- 0		0- 0		0- 0		CONFERENCE		1- 0		4- 0		5- 0								
5- 0		0- 0		0- 0		HOME		1- 0		2- 0		2- 0								
5- 0		0- 0		0- 0		AWAY		0- 0		2- 0		3- 0								
0- 0		0- 0		0- 0		NEUTRAL		0- 0		0- 0		0- 0								
RPI	S	Opponent		Score		RPI	S	Opponent		Score		RPI	S	Opponent		Score				
5	A	UNI		0	3	28	A	Western Mich.		1	3	55	A	Creighton		3	0			
6	H	Minnesota		2	3	48	A	Middle Tenn.		0	3	68	A	Milwaukee		3	0			
20	N	Northern Ill.		1	3	48	H	Middle Tenn.		3	1	79	N	Saint Louis		1	3			
												87	A	Sacred Heart		3	1			
												88	H	Seton Hall		3	2			
															</					

Non-Div. I Games:

Marquette

Average RPI Win:	144	WON-LOST RECORD	WINNING PCT. RANK	LAST 10 GAMES	STRENGTH OF SCHEDULE	OPP. STRENGTH OF SCHEDULE	TEAM RPI	ADJ RPI	CONF. RPI	ADJ CONF. RPI			
DIV. I ONLY	17- 7	.70833	55	5- 5	37	46	35	.61679	37	2	2		
DIV. I NON-CONF.	11- 1	.91667	17	0- 0	88	202	30	.62463	30	1	1		
<hr/>													
TOTALS	RPI 1-25	RPI 26-50		W-L RECORDS	RPI 51-100		RPI 101-150		RPI 150+				
17- 7	1- 5	1- 1		OVERALL	4- 0		5- 1		6- 0				
10- 3	1- 3	1- 0		HOME	2- 0		4- 0		2- 0				
3- 4	0- 2	0- 1		AWAY	2- 0		1- 1		0- 0				
4- 0	0- 0	0- 0		NEUTRAL	0- 0		0- 0		4- 0				
<hr/>													
11- 1	0- 0	1- 0		NON-CONFERENCE	2- 0		2- 1		6- 0				
6- 0	0- 0	1- 0		HOME	1- 0		2- 0		2- 0				
1- 1	0- 0	0- 0		AWAY	1- 0		0- 1		0- 0				
4- 0	0- 0	0- 0		NEUTRAL	0- 0		0- 0		4- 0				
<hr/>													
6- 6	1- 5	0- 1		CONFERENCE	2- 0		3- 0		0- 0				
4- 3	1- 3	0- 0		HOME	1- 0		2- 0		0- 0				
2- 3	0- 2	0- 1		AWAY	1- 0		1- 0		0- 0				
0- 0	0- 0	0- 0		NEUTRAL	0- 0		0- 0		0- 0				
<hr/>													
RPI S	Opponent	Score	RPI S	Opponent	Score	RPI S	Opponent	Score	RPI S	Opponent	Score		
1 A	Illinois	2 3	33 H	Ball St.	3 0	54 H	Wisconsin	3 1	121 A	Bowling Green	1 3		
2 H	Nebraska	2 3	38 A	Ohio St.	1 3	78 A	Northwestern	3 1	125 H	Iowa	3 0		
6 H	Minnesota	0 3				81 A	UCF	3 0	130 H	Toledo	3 0		
10 A	Purdue	0 3				87 H	Sacred Heart	3 0	133 A	Indiana	3 1		
10 H	Purdue	1 3							133 H	Indiana	3 1		
19 H	Michigan	3 1							145 H	Cleveland St.	3 0		
									169 H	VCU	3 1		
									223 H	St. John's (NY)	3 0		
									225 N	North Florida	3 0		
									241 N	South Ala.	3 0		
									278 N	Canisius	3 0		
									288 N	SIU Edwardsville	3 0		
<hr/>													
LAST 10 GAMES													
10 H Purdue						1 3	78 A Northwestern						3 1
133 H Indiana						3 1	6 H Minnesota						0 3
38 A Ohio St.						1 3	54 H Wisconsin						3 1
19 H Michigan						3 1	125 H Iowa						3 0
1 A Illinois						2 3	2 H Nebraska						2 3

Non-Div. I Games:

Michigan St.

Average RPI Win: 132		WON-LOST	WINNING	LAST 10	STRENGTH OF		OPP. STRENGTH	TEAM	ADJ	CONF.	ADJ CONF.
Average RPI Loss: 17		RECORD	PCT. RANK	GAMES	SCHEDULE		OF SCHEDULE	RPI	RPI	RPI	RPI
DIV. I ONLY		16-9	.64	96	5-5		31	13	39	.6112	38
DIV. I NON-CONF.		10-3	.76923	50	0-0		104	55	50	.59656	51
TOTALS		RPI 1-25	RPI 26-50		W-L RECORDS		RPI 51-100		RPI 101-150		RPI 150+
16-9		1-7	1-1		OVERALL		2-1		7-0		5-0
7-3		1-2	1-0		HOME		2-1		2-0		1-0
4-4		0-4	0-0		AWAY		0-0		3-0		1-0
5-2		0-1	0-1		NEUTRAL		0-0		2-0		3-0
10-3		0-2	0-1		NON-CONFERENCE		1-0		4-0		5-0
3-0		0-0	0-0		HOME		1-0		1-0		1-0
2-1		0-1	0-0		AWAY		0-0		1-0		1-0
5-2		0-1	0-1		NEUTRAL		0-0		2-0		3-0
6-6		1-5	1-0		CONFERENCE		1-1		3-0		0-0
4-3		1-2	1-0		HOME		1-1		1-0		0-0
2-3		0-3	0-0		AWAY		0-0		2-0		0-0
0-0		0-0	0-0		NEUTRAL		0-0		0-0		0-0
RPI S	Opponent	Score	RPI S	Opponent	Score	RPI S	Opponent	Score	RPI S	Opponent	Score
1 H	Illinois	0 3	37 H	Michigan St.	3 1	54 H	Wisconsin	1 3	125 A	Iowa	3 1
2 A	Nebraska	1 3	50 N	Long Beach St.	1 3	78 H	Northwestern	3 1	125 H	Iowa	3 1
2 H	Nebraska	1 3				94 H	Albany (NY)	3 1	129 H	Maryland	3 1
6 H	Minnesota	3 0							130 A	Toledo	3 1
8 A	Hawaii	0 3							133 A	Indiana	3 1
9 N	UCLA	1 3							134 N	Alabama	3 1
10 A	Purdue	1 3							136 N	Towson	3 0
14 A	Penn St.	0 3							154 A	West Virginia	3 0
									161 N	Valparaiso	3 0
									210 H	Akron	3 0
									217 N	Penn	3 1
									238 N	New Hampshire	3 0
			LAST 10 GAMES								
			125 H	Iowa	3 1	133 A	Indiana	3 1			
			2 H	Nebraska	1 3	78 H	Northwestern	3 1			
			37 H	Michigan St.	3 1	1 H	Illinois	0 3			
			14 A	Penn St.	0 3	54 H	Wisconsin	1 3			
			10 A	Purdue	1 3	6 H	Minnesota	3 0			












Non-Div. I Games:

Ohio St.

Average RPI Win: 146		WON-LOST RECORD		WINNING PCT. RANK		LAST 10 GAMES		STRENGTH OF SCHEDULE		OPP. STRENGTH OF SCHEDULE		TEAM RPI		ADJ RPI		CONF. RPI		ADJ CONF. RPI	
DIV. I ONLY		14- 9		.6087 109		4- 6		12		66		40		.608 39		3		3	
DIV. I NON-CONF.		8- 1		.88889 21		0- 0		65		171		27		.62856 29		3		3	
TOTALS		RPI 1-25		RPI 26-50		W-L RECORDS		RPI 51-100		RPI 101-150		RPI 150+							
14- 9		1- 4		1- 5		OVERALL		1- 0		4- 0		7- 0							
5- 4		1- 2		0- 2		HOME		0- 0		1- 0		3- 0							
5- 5		0- 2		0- 3		AWAY		0- 0		3- 0		2- 0							
4- 0		0- 0		1- 0		NEUTRAL		1- 0		0- 0		2- 0							
8- 1		0- 1		1- 0		NON-CONFERENCE		1- 0		0- 0		6- 0							
3- 0		0- 0		0- 0		HOME		0- 0		0- 0		3- 0							
1- 1		0- 1		0- 0		AWAY		0- 0		0- 0		1- 0							
4- 0		0- 0		1- 0		NEUTRAL		1- 0		0- 0		2- 0							
6- 8		1- 3		0- 5		CONFERENCE		0- 0		4- 0		1- 0							
2- 4		1- 2		0- 2		HOME		0- 0		1- 0		0- 0							
4- 4		0- 1		0- 3		AWAY		0- 0		3- 0		1- 0							
0- 0		0- 0		0- 0		NEUTRAL		0- 0		0- 0		0- 0							
RPI S	Opponent		Score		RPI S	Opponent		Score		RPI S	Opponent		Score		RPI S	Opponent		Score	
7	A	Stanford	1	3	27	A	California	0	3	80	N	San Francisco	3	2	106	A	Oregon St.	3	1
7	H	Stanford	1	3	27	H	California	0	3						116	A	Utah	3	1
8	A	Hawaii	0	3	30	A	Washington	0	3						126	A	Washington St.	3	1
9	H	UCLA	3	2	30	H	Washington	0	3						126	H	Washington St.	3	0
12	H	Southern California	0	3	41	A	Oregon	0	3						157	H	Cal St. Fullerton	3	1
					44	N	Wichita St.	3	0						162	A	Colorado	3	0
															171	A	Evansville	3	1
															204	H	Eastern Wash.	3	0
															220	N	Ill.-Chicago	3	0
															254	H	Presbyterian	3	0
															266	N	Southeast Mo. St.	3	0
LAST 10 GAMES																			
					30	A	Washington	0	3	162	A	Colorado	3	0					
					126	A	Washington St.	3	1	9	H	UCLA	3	2					
					27	H	California	0	3	12	H	Southern California	0	3					
					7	H	Stanford	1	3	7	A	Stanford	1	3					
					116	A	Utah	3	1	27	A	California	0	3					

Non-Div. I Games:

Arizona

Average RPI Win: 144		WON-LOST	WINNING	LAST 10	STRENGTH OF		OPP. STRENGTH	TEAM	ADJ	CONF.	ADJ CONF.
Average RPI Loss: 41		RECORD	PCT. RANK	GAMES	SCHEDULE		OF SCHEDULE	RPI	RPI	RPI	RPI
DIV. I ONLY		16- 7	.69565	59	6- 4		40	63	38	.60614	40
DIV. I NON-CONF.		7- 4	.63636	96	0- 1		38	40	45	.59929	47
TOTALS		RPI 1-25	RPI 26-50		W-L RECORDS		RPI 51-100		RPI 101-150		RPI 150+
16- 7		0- 4	1- 2		OVERALL		5- 0		2- 0		8- 1
8- 3		0- 1	0- 2		HOME		3- 0		1- 0		4- 0
4- 4		0- 3	1- 0		AWAY		0- 0		0- 0		3- 1
4- 0		0- 0	0- 0		NEUTRAL		2- 0		1- 0		1- 0
7- 4		0- 2	0- 1		NON-CONFERENCE		3- 0		2- 0		2- 1
3- 1		0- 0	0- 1		HOME		1- 0		1- 0		1- 0
0- 3		0- 2	0- 0		AWAY		0- 0		0- 0		0- 1
4- 0		0- 0	0- 0		NEUTRAL		2- 0		1- 0		1- 0
9- 3		0- 2	1- 1		CONFERENCE		2- 0		0- 0		6- 0
5- 2		0- 1	0- 1		HOME		2- 0		0- 0		3- 0
4- 1		0- 1	1- 0		AWAY		0- 0		0- 0		3- 0
0- 0		0- 0	0- 0		NEUTRAL		0- 0		0- 0		0- 0
RPI S	Opponent	Score	RPI S	Opponent	Score	RPI S	Opponent	Score	RPI S	Opponent	Score
5 A	UNI	0 	31 H	Kansas St.	2 	55 H	Creighton	3 1	109 N	SMU	3 0
5 H	UNI	2 	44 A	Wichita St.	3 0	67 N	Oral Roberts	3 1	147 H	South Dakota St.	3 0
21 A	San Diego	0 	44 H	Wichita St.	1 	71 N	Northeastern	3 0	155 A	Stephen F. Austin	1 
23 A	Oklahoma	1 				93 H	Arkansas St.	3 1	171 A	Evansville	3 1
						100 H	Illinois St.	3 2	180 H	Drake	3 0
									183 H	Hofstra	3 0
									190 N	UC Riverside	3 0
									207 A	Southern Ill.	3 0
									226 H	Indiana St.	3 0
									233 A	Bradley	3 1
									233 H	Bradley	3 0
LAST 10 GAMES											
			233 H	Bradley	3 0		180 H	Drake	3 0		
			5 H	UNI	2 		55 H	Creighton	3 1		
			44 H	Wichita St.	1 		5 A	UNI	0 		
			171 A	Evansville	3 1		233 A	Bradley	3 1		
			207 A	Southern Ill.	3 0		155 A	Stephen F. Austin	1 		

Non-Div. I Games:

Missouri St.

Average RPI Win: 124		WON-LOST RECORD		WINNING PCT. RANK		LAST 10 GAMES		STRENGTH OF SCHEDULE		OPP. STRENGTH OF SCHEDULE		TEAM RPI		ADJ RPI		CONF. RPI		ADJ CONF. RPI	
DIV. I ONLY		15- 7		.68182 71		4- 6		69		17		42		.60565 41		3		3	
DIV. I NON-CONF.		7- 1		.875 22		0- 0		89		36		26		.63451 26		3		3	
TOTALS		RPI 1-25		RPI 26-50		W-L RECORDS		RPI 51-100		RPI 101-150		RPI 150+							
15- 7		1- 4		2- 2		OVERALL		1- 0		6- 1		5- 0							
8- 3		0- 1		2- 1		HOME		1- 0		2- 1		3- 0							
6- 3		1- 2		0- 1		AWAY		0- 0		4- 0		1- 0							
1- 1		0- 1		0- 0		NEUTRAL		0- 0		0- 0		1- 0							
7- 1		1- 1		0- 0		NON-CONFERENCE		1- 0		2- 0		3- 0							
3- 0		0- 0		0- 0		HOME		1- 0		0- 0		2- 0							
3- 0		1- 0		0- 0		AWAY		0- 0		2- 0		0- 0							
1- 1		0- 1		0- 0		NEUTRAL		0- 0		0- 0		1- 0							
8- 6		0- 3		2- 2		CONFERENCE		0- 0		4- 1		2- 0							
5- 3		0- 1		2- 1		HOME		0- 0		2- 1		1- 0							
3- 3		0- 2		0- 1		AWAY		0- 0		2- 0		1- 0							
0- 0		0- 0		0- 0		NEUTRAL		0- 0		0- 0		0- 0							
RPI S	Opponent	Score		RPI S	Opponent	Score		RPI S	Opponent	Score		RPI S	Opponent	Score					
6 N	Minnesota	2	3	27 H	California	0	3	91 H	Cal Poly	3	0	103 A	Delaware	3	0				
7 H	Stanford	1	3	30 A	Washington	0	3					116 A	Utah	3	0				
9 A	UCLA	1	3	30 H	Washington	3	0					116 H	Utah	2	3				
12 A	Southern California	1	3	39 H	Arizona	3	0					126 A	Washington St.	3	1				
14 A	Penn St.	3	1									126 H	Washington St.	3	2				
												128 A	American	3	0				
												131 H	Arizona St.	3	1				
												162 A	Colorado	3	0				
												162 H	Colorado	3	0				
												164 N	Liberty	3	0				
												197 H	Portland St.	3	0				
												272 H	Seattle	3	0				

Average RPI Win:	134	WON-LOST RECORD	WINNING PCT. RANK	LAST 10 GAMES	STRENGTH OF SCHEDULE	OPP. STRENGTH OF SCHEDULE	TEAM RPI	ADJ RPI	CONF. RPI	ADJ CONF. RPI		
DIV. I ONLY		12- 10	.54545	136	1- 8	7	19	41	.60514	42	1	1
DIV. I NON-CONF.		11- 1	.91667	17	0- 0	48	75	20	.6565	21	2	2
<hr/>												
TOTALS	RPI 1-25	RPI 26-50		W-L RECORDS		RPI 51-100		RPI 101-150		RPI 150+		
12- 10	1- 7	0- 3		OVERALL		3- 0		4- 0		4- 0		
4- 3	0- 2	0- 1		HOME		2- 0		2- 0		0- 0		
2- 7	0- 5	0- 2		AWAY		0- 0		1- 0		1- 0		
6- 0	1- 0	0- 0		NEUTRAL		1- 0		1- 0		3- 0		
11- 1	1- 1	0- 0		NON-CONFERENCE		2- 0		4- 0		4- 0		
3- 0	0- 0	0- 0		HOME		1- 0		2- 0		0- 0		
2- 1	0- 1	0- 0		AWAY		0- 0		1- 0		1- 0		
6- 0	1- 0	0- 0		NEUTRAL		1- 0		1- 0		3- 0		
1- 9	0- 6	0- 3		CONFERENCE		1- 0		0- 0		0- 0		
1- 3	0- 2	0- 1		HOME		1- 0		0- 0		0- 0		
0- 6	0- 4	0- 2		AWAY		0- 0		0- 0		0- 0		
0- 0	0- 0	0- 0		NEUTRAL		0- 0		0- 0		0- 0		
RPI	S	Opponent	Score	RPI	S	Opponent	Score	RPI	S	Opponent	Score	
3	A	Iowa St.	0 3	31	H	Kansas St.	1 3	74	H	Appalachian St.	3 0	
3	H	Iowa St.	0 3	32	A	Missouri	1 3	79	N	Saint Louis	3 0	
4	A	Texas	0 3	47	A	Baylor	1 3	89	H	Texas Tech	3 1	
5	A	UNI	2 3									
6	N	Minnesota	3 2									
18	A	Texas A&M	1 3									
18	H	Texas A&M	2 3									
23	A	Oklahoma	2 3									

Non-Div. I Games: Neb. Omaha 3 0

Kansas

Average RPI Win:		143	WON-LOST RECORD		WINNING PCT. RANK		LAST 10 GAMES		STRENGTH OF SCHEDULE		OPP. STRENGTH OF SCHEDULE		TEAM RPI		ADJ RPI		CONF. RPI		ADJ CONF. RPI	
DIV. I ONLY			16- 7		.69565 59		6- 4		54		76		43		.60253 43		11		11	
DIV. I NON-CONF.			7- 3		.7 71		0- 0		17		29		24		.64465 24		9		9	
TOTALS		RPI 1-25		RPI 26-50		W-L RECORDS		RPI 51-100		RPI 101-150		RPI 150+								
16- 7		1- 3		0- 1		OVERALL		5- 1		2- 2		8- 0								
9- 0		0- 0		0- 0		HOME		4- 0		1- 0		4- 0								
4- 6		0- 3		0- 0		AWAY		1- 1		0- 2		3- 0								
3- 1		1- 0		0- 1		NEUTRAL		0- 0		1- 0		1- 0								
7- 3		1- 2		0- 1		NON-CONFERENCE		2- 0		1- 0		3- 0								
4- 0		0- 0		0- 0		HOME		2- 0		0- 0		2- 0								
0- 2		0- 2		0- 0		AWAY		0- 0		0- 0		0- 0								
3- 1		1- 0		0- 1		NEUTRAL		0- 0		1- 0		1- 0								
9- 4		0- 1		0- 0		CONFERENCE		3- 1		1- 2		5- 0								
5- 0		0- 0		0- 0		HOME		2- 0		1- 0		2- 0								
4- 4		0- 1		0- 0		AWAY		1- 1		0- 2		3- 0								
0- 0		0- 0		0- 0		NEUTRAL		0- 0		0- 0		0- 0								
RPI	S	Opponent		Score		RPI	S	Opponent		Score		RPI	S	Opponent		Score				
1	A	Illinois		1	3	34	N	Dayton		0	3	57	A	Rice		3	0			
13	A	Kentucky		1	3							104	A	UTEP		2	3			
15	N	Tennessee		3	2							69	H	UAB		3	1			
22	A	Tulsa		0	3							81	A	UCF		2	3			
												81	H	UCF		3	1			
												82	H	Lipscomb		3	0			
												85	H	Xavier		3	0			
														132 N Loyola Marymount		3	0			
														151 A Memphis		3	1			
														154 N West Virginia		3	1			
														165 H Central Ark.		3	1			
														173 H Southern Miss.		3	2			
														218 H Tulane		3	1			
														245 H Lamar		3	0			
														282 A East Carolina		3	1			
														282 A East Carolina		3	0			
LAST 10 GAMES																				

Non-Div. I Games:

Houston

Average RPI Win: 140		WON-LOST	WINNING	LAST 10	STRENGTH OF		OPP. STRENGTH	TEAM	ADJ		CONF.	ADJ CONF.
Average RPI Loss: 59		RECORD	PCT. RANK	GAMES	SCHEDULE		OF SCHEDULE	RPI	RPI		RPI	RPI
DIV. I ONLY		13- 8	.61905	105	22		68	45	.6009		44	8
DIV. I NON-CONF.		5- 4	.55556	147	19		42	46	.60493		42	8
TOTALS		RPI 1-25	RPI 26-50		W-L RECORDS		RPI 51-100		RPI 101-150		RPI 150+	
13- 8		1- 3	2- 3		OVERALL		3- 0		1- 0		6- 2	
6- 2		1- 1	0- 1		HOME		2- 0		0- 0		3- 0	
4- 4		0- 2	2- 1		AWAY		0- 0		0- 0		2- 1	
3- 2		0- 0	0- 1		NEUTRAL		1- 0		1- 0		1- 1	
5- 4		1- 1	1- 2		NON-CONFERENCE		1- 0		1- 0		1- 1	
1- 0		1- 0	0- 0		HOME		0- 0		0- 0		0- 0	
1- 2		0- 1	1- 1		AWAY		0- 0		0- 0		0- 0	
3- 2		0- 0	0- 1		NEUTRAL		1- 0		1- 0		1- 1	
8- 4		0- 2	1- 1		CONFERENCE		2- 0		0- 0		5- 1	
5- 2		0- 1	0- 1		HOME		2- 0		0- 0		3- 0	
3- 2		0- 1	1- 0		AWAY		0- 0		0- 0		2- 1	
0- 0		0- 0	0- 0		NEUTRAL		0- 0		0- 0		0- 0	
RPI S	Opponent	Score	RPI S	Opponent	Score	RPI S	Opponent	Score	RPI S	Opponent	Score	
5 A	UNI	2 3	35 A	Colorado St.	3 1	55 H	Creighton	3 0	122 N	Ole Miss	3 1	
5 H	UNI	0 3	39 N	Arizona	0 3	80 N	San Francisco	3 2	153 N	Northern Colo.	1 3	
8 A	Hawaii	1 3	40 A	Missouri St.	3 1	100 H	Illinois St.	3 0	171 A	Evansville	2 3	
23 H	Oklahoma	3 2	40 H	Missouri St.	0 3				180 H	Drake	3 0	
			49 A	Louisville	1 3				207 A	Southern Ill.	3 0	
									226 H	Indiana St.	3 0	
									233 A	Bradley	3 0	
									233 H	Bradley	3 0	
									284 N	Eastern Ill.	3 0	
LAST 10 GAMES												
5 H	UNI	0 3	55 H	Creighton	3 0							
233 H	Bradley	3 0	180 H	Drake	3 0							
40 A	Missouri St.	3 1	233 A	Bradley	3 0							
207 A	Southern Ill.	3 0	5 A	UNI	2 3							
171 A	Evansville	2 3	40 H	Missouri St.	0 3							

Non-Div. I Games: Neb. Omaha 3 0

Wichita St.

Duke		Average RPI Win:	118	WON-LOST RECORD	WINNING PCT. RANK	LAST 10 GAMES	STRENGTH OF SCHEDULE	OPP. STRENGTH OF SCHEDULE	TEAM RPI	ADJ RPI	CONF. RPI	ADJ CONF. RPI
DIV. I ONLY			15- 7		.68182 71	7- 3	58	40	44	.60065 45	5	5
DIV. I NON-CONF.			6- 3		.66667 81	0- 0	52	50	54	.59431 53	5	5
TOTALS		RPI 1-25	RPI 26-50		W-L RECORDS		RPI 51-100		RPI 101-150		RPI 150+	
15- 7	0- 4		1- 0		OVERALL		7- 2		4- 0		3- 1	
10- 1	0- 1		1- 0		HOME		4- 0		3- 0		2- 0	
4- 5	0- 3		0- 0		AWAY		3- 1		1- 0		0- 1	
1- 1	0- 0		0- 0		NEUTRAL		0- 1		0- 0		1- 0	
6- 3	0- 2		0- 0		NON-CONFERENCE		3- 1		0- 0		3- 0	
4- 1	0- 1		0- 0		HOME		2- 0		0- 0		2- 0	
1- 1	0- 1		0- 0		AWAY		1- 0		0- 0		0- 0	
1- 1	0- 0		0- 0		NEUTRAL		0- 1		0- 0		1- 0	
9- 4	0- 2		1- 0		CONFERENCE		4- 1		4- 0		0- 1	
6- 0	0- 0		1- 0		HOME		2- 0		3- 0		0- 0	
3- 4	0- 2		0- 0		AWAY		2- 1		1- 0		0- 1	
0- 0	0- 0		0- 0		NEUTRAL		0- 0		0- 0		0- 0	
RPI S	Opponent	Score	RPI S	Opponent	Score	RPI S	Opponent	Score	RPI S	Opponent	Score	
7 A	Stanford	1 3	29 H	North Carolina	3 0	54 H	Wisconsin	3 2	117 H	North Carolina St.	3 0	
11 A	Florida St.	0 3				60 A	Clemson	0 3	129 H	Maryland	3 1	
21 H	San Diego	1 3				60 H	Clemson	3 2	146 A	Virginia	3 2	
25 A	Miami (FL)	0 3				62 N	St. Mary's (CA)	2 3	150 H	Boston College	3 0	
						63 A	Virginia Tech	3 2	178 N	Charlotte	3 0	
						72 A	Georgia Tech	3 1	185 A	Wake Forest	1 3	
						72 H	Georgia Tech	3 0	242 H	Campbell	3 0	
						73 H	Furman	3 1	301 H	Charleston So.	3 0	
						77 A	Pacific	3 1				
LAST 10 GAMES												
			72 A	Georgia Tech	3 1		150 H	Boston College	3 0			
			60 A	Clemson	0 3		146 A	Virginia	3 2			
			117 H	North Carolina St.	3 0		63 A	Virginia Tech	3 2			
			29 H	North Carolina	3 0		25 A	Miami (FL)	0 3			
			129 H	Maryland	3 1		11 A	Florida St.	0 3			

Non-Div. I Games:

Duke

Average RPI Win:		181	WON-LOST RECORD		WINNING PCT. RANK		LAST 10 GAMES		STRENGTH OF SCHEDULE		OPP. STRENGTH OF SCHEDULE		TEAM RPI		ADJ RPI		CONF. RPI		ADJ CONF. RPI				
DIV. I ONLY			19- 8		.7037 57		7- 2		57		116		46		.59836 46		14		14				
DIV. I NON-CONF.			7- 6		.53846 154		0- 1		28		67		67		.58116 66		14		14				
TOTALS		RPI 1-25		RPI 26-50		W-L RECORDS		RPI 51-100		RPI 101-150		RPI 150+											
19- 8		0- 4		0- 1		OVERALL		2- 3		6- 0		11- 0											
6- 3		0- 2		0- 0		HOME		1- 1		3- 0		2- 0											
7- 5		0- 2		0- 1		AWAY		0- 2		3- 0		4- 0											
6- 0		0- 0		0- 0		NEUTRAL		1- 0		0- 0		5- 0											
7- 6		0- 4		0- 1		NON-CONFERENCE		1- 1		0- 0		6- 0											
0- 2		0- 2		0- 0		HOME		0- 0		0- 0		0- 0											
1- 4		0- 2		0- 1		AWAY		0- 1		0- 0		1- 0											
6- 0		0- 0		0- 0		NEUTRAL		1- 0		0- 0		5- 0											
12- 2		0- 0		0- 0		CONFERENCE		1- 2		6- 0		5- 0											
6- 1		0- 0		0- 0		HOME		1- 1		3- 0		2- 0											
6- 1		0- 0		0- 0		AWAY		0- 1		3- 0		3- 0											
0- 0		0- 0		0- 0		NEUTRAL		0- 0		0- 0		0- 0											
RPI	S	Opponent		Score		RPI	S	Opponent		Score		RPI	S	Opponent		Score							
3	H	Iowa St.		0	3	32	A	Missouri		0	3	61	A	IPFW		1	3	124	A	IUPUI		3	1
3	H	Iowa St.		2	3							61	H	IPFW		3	1	124	H	IUPUI		3	2
5	A	UNI		2	3							65	A	North Dakota		1	3	137	A	Oakland		3	0
22	A	Tulsa		0	3							67	H	Oral Roberts		2	3	137	H	Oakland		3	0
												70	N	UC Davis		3	1	147	A	South Dakota St.		3	0
																		147	H	South Dakota St.		3	1
																		182	A	South Dakota		3	0
																		184	N	Idaho St.		3	0
																		186	A	Butler		3	0
																		202	N	Texas-Arlington		3	0
																		218	N	Tulane		3	0
																		227	A	UMKC		3	1
																		228	H	Southern Utah		3	0
																		250	A	Western Ill.		3	0
																		250	H	Western Ill.		3	0
																		251	N	Binghamton		3	0
																		316	N	Ark.-Pine Bluff		3	0
						LAST 10 GAMES																	
						147	H	South Dakota St.		3	1	124	A	IUPUI		3	1						
						137	H	Oakland		3	0	67	H	Oral Roberts		2	3						
						61	H	IPFW		3	1	228	H	Southern Utah		3	0						
						5	A	UNI		2	3	227	A	UMKC		3	1						
						250	A	Western Ill.		3	0	147	A	South Dakota St.		3	0						

Non-Div. I Games: Neb. Omaha 3 0

North Dakota St.

Average RPI Win: 157		WON-LOST RECORD		WINNING PCT. RANK		LAST 10 GAMES		STRENGTH OF SCHEDULE		OPP. STRENGTH OF SCHEDULE		TEAM RPI		ADJ RPI		CONF. RPI		ADJ CONF. RPI	
DIV. I ONLY		16- 9		.64 96		10- 0		59		64		52		.5938 48		15		15	
DIV. I NON-CONF.		4- 8		.33333 242		2- 0		16		8		83		.5655 71		16		16	
TOTALS		RPI 1-25		RPI 26-50		W-L RECORDS		RPI 51-100		RPI 101-150		RPI 150+							
16- 9		0- 3		3- 2		OVERALL		3- 4		0- 0		10- 0							
11- 5		0- 2		2- 0		HOME		2- 3		0- 0		7- 0							
5- 2		0- 0		1- 1		AWAY		1- 1		0- 0		3- 0							
0- 2		0- 1		0- 1		NEUTRAL		0- 0		0- 0		0- 0							
4- 8		0- 3		2- 2		NON-CONFERENCE		1- 3		0- 0		1- 0							
4- 4		0- 2		2- 0		HOME		1- 2		0- 0		1- 0							
0- 2		0- 0		0- 1		AWAY		0- 1		0- 0		0- 0							
0- 2		0- 1		0- 1		NEUTRAL		0- 0		0- 0		0- 0							
12- 1		0- 0		1- 0		CONFERENCE		2- 1		0- 0		9- 0							
7- 1		0- 0		0- 0		HOME		1- 1		0- 0		6- 0							
5- 0		0- 0		1- 0		AWAY		1- 0		0- 0		3- 0							
0- 0		0- 0		0- 0		NEUTRAL		0- 0		0- 0		0- 0							
RPI	S	Opponent		Score		RPI	S	Opponent		Score		RPI	S	Opponent		Score			
1	H	Illinois		0	3	26	A	Western Ky.		3	1	56	A	Arkansas		0	3		
6	N	Minnesota		0	3	32	H	Missouri		3	1	72	H	Georgia Tech		3	1		
22	H	Tulsa		2	3	35	N	Colorado St.		0	3	75	A	FIU		3	0		
						36	A	Marquette		1	3	75	H	FIU		3	0		
						36	H	Marquette		3	0	91	H	Cal Poly		0	3		
												93	H	Arkansas St.		2	3		
												96	H	Auburn		2	3		
														208 H East Tenn. St.		3	0		
														213 H UALR		3	0		
														241 H South Ala.		3	0		
														243 A La.-Lafayette		3	0		
														252 A La.-Monroe		3	0		
														270 A Fla. Atlantic		3	0		
														270 H Fla. Atlantic		3	0		
LAST 10 GAMES																			
						172	H	Denver		3	0	75	H	FIU		3	0		
						175	H	North Texas		3	0	270	H	Fla. Atlantic		3	0		
						72	H	Georgia Tech		3	1	36	H	Marquette		3	0		
						243	A	La.-Lafayette		3	0	152	H	Troy		3	0		
						252	A	La.-Monroe		3	0	241	H	South Ala.		3	0		

Non-Div. I Games:

Middle Tenn.

Average RPI Win: 149		WON-LOST	WINNING	LAST 10	STRENGTH OF	OPP. STRENGTH	TEAM	ADJ	CONF.	ADJ CONF.					
Average RPI Loss: 53		RECORD	PCT. RANK	GAMES	SCHEDULE	OF SCHEDULE	RPI	RPI	RPI	RPI					
DIV. I ONLY		17- 6	.73913	46	8- 2	115	41	51	.5911	49	12	12			
DIV. I NON-CONF.		8- 5	.61538	111	0- 1	62	18	66	.58408	63	11	11			
<hr/>															
TOTALS		RPI 1-25	RPI 26-50		W-L RECORDS		RPI 51-100		RPI 101-150		RPI 150+				
17- 6		1- 3	2- 0		OVERALL		3- 2		2- 1		9- 0				
7- 1		1- 0	1- 0		HOME		0- 0		1- 1		4- 0				
6- 4		0- 2	0- 0		AWAY		3- 2		0- 0		3- 0				
4- 1		0- 1	1- 0		NEUTRAL		0- 0		1- 0		2- 0				
8- 5		0- 3	2- 0		NON-CONFERENCE		1- 2		2- 0		3- 0				
3- 0		0- 0	1- 0		HOME		0- 0		1- 0		1- 0				
1- 4		0- 2	0- 0		AWAY		1- 2		0- 0		0- 0				
4- 1		0- 1	1- 0		NEUTRAL		0- 0		1- 0		2- 0				
9- 1		1- 0	0- 0		CONFERENCE		2- 0		0- 1		6- 0				
4- 1		1- 0	0- 0		HOME		0- 0		0- 1		3- 0				
5- 0		0- 0	0- 0		AWAY		2- 0		0- 0		3- 0				
0- 0		0- 0	0- 0		NEUTRAL		0- 0		0- 0		0- 0				
RPI S	Opponent	Score		RPI S	Opponent	Score		RPI S	Opponent	Score		RPI S	Opponent	Score	
1 A	Illinois	2	3	31 N	Kansas St.	3	0	52 A	Ohio	3	1	122 H	Ole Miss	3	0
10 N	Purdue	2	3	44 H	Wichita St.	3	1	58 A	Notre Dame	3	1	141 H	Pittsburgh	1	3
13 A	Kentucky	0	3					72 A	Georgia Tech	2	3	146 N	Virginia	3	1
24 H	Cincinnati	3	0					82 A	Lipscomb	1	3	154 H	West Virginia	3	1
								88 A	Seton Hall	3	0	156 A	South Fla.	3	0
												167 H	Connecticut	3	0
												195 N	Marshall	3	0
												223 H	St. John's (NY)	3	0
												235 A	Rutgers	3	0
												253 A	DePaul	3	0
												284 H	Eastern Ill.	3	0
												298 N	Tennessee Tech	3	0
LAST 10 GAMES															
				156 A	South Fla.	3	0	235 A	Rutgers	3	0				
				141 H	Pittsburgh	1	3	88 A	Seton Hall	3	0				
				154 H	West Virginia	3	1	58 A	Notre Dame	3	1				
				82 A	Lipscomb	1	3	253 A	DePaul	3	0				
				24 H	Cincinnati	3	0	167 H	Connecticut	3	0				

Non-Div. I Games:

Louisville

Average RPI Win:		129	WON-LOST RECORD		WINNING PCT. RANK		LAST 10 GAMES		STRENGTH OF SCHEDULE		OPP. STRENGTH OF SCHEDULE		TEAM RPI		ADJ RPI		CONF. RPI		ADJ CONF. RPI										
Average RPI Loss:		67																											
DIV. I ONLY			16- 6		.72727		50		9- 1		92		53		48		.5904		50										
DIV. I NON-CONF.			6- 4		.6		119		0- 0		33		58		52		.59443		52										
TOTALS		RPI 1-25		RPI 26-50		W-L RECORDS		RPI 51-100		RPI 101-150		RPI 150+																	
16- 6		0- 2		1- 1		OVERALL		5- 1		6- 1		4- 1																	
11- 3		0- 0		0- 1		HOME		3- 1		4- 1		4- 0																	
4- 2		0- 1		0- 0		AWAY		2- 0		2- 0		0- 1																	
1- 1		0- 1		1- 0		NEUTRAL		0- 0		0- 0		0- 0																	
6- 4		0- 2		1- 1		NON-CONFERENCE		0- 0		3- 1		2- 0																	
5- 2		0- 0		0- 1		HOME		0- 0		3- 1		2- 0																	
0- 1		0- 1		0- 0		AWAY		0- 0		0- 0		0- 0																	
1- 1		0- 1		1- 0		NEUTRAL		0- 0		0- 0		0- 0																	
10- 2		0- 0		0- 0		CONFERENCE		5- 1		3- 0		2- 1																	
6- 1		0- 0		0- 0		HOME		3- 1		1- 0		2- 0																	
4- 1		0- 0		0- 0		AWAY		2- 0		2- 0		0- 1																	
0- 0		0- 0		0- 0		NEUTRAL		0- 0		0- 0		0- 0																	
RPI	S	Opponent		Score		RPI	S	Opponent		Score		RPI	S	Opponent		Score													
8	A	Hawaii		2	3	30	H	Washington		1	3	59	A	UC Santa Barbara		3	1	106	H	Oregon St.	2	3							
9	N	UCLA		1	3	38	N	Ohio St.		3	1	59	H	UC Santa Barbara		2	3	109	H	SMU	3	0							
												70	H	UC Davis		3	0	115	H	Idaho		3	0						
																		77	H	Pacific		3	1	123	A	UC Irvine		3	0
																		91	A	Cal Poly		3	2	135	A	Cal St. Northridge		3	1
																		91	H	Cal Poly		3	2	135	H	Cal St. Northridge		3	0
																								149	H	Utah St.		3	0
																								157	H	Cal St. Fullerton		3	1
																								190	A	UC Riverside		2	3
																								190	H	UC Riverside		3	0
																								224	H	UMBC		3	0
																								296	H	Prairie View		3	0
						LAST 10 GAMES																							
						135 H Cal St. Northridge						3	0	70 H UC Davis						3	0								
						190 H UC Riverside						3	0	157 H Cal St. Fullerton						3	1								
						59 A UC Santa Barbara						3	1	123 A UC Irvine						3	0								
						91 A Cal Poly						3	2	190 A UC Riverside						2	3								
						77 H Pacific						3	1	135 A Cal St. Northridge						3	1								

Non-Div. I Games:

Long Beach St.

BYU

Average RPI Win:		165	WON-LOST RECORD		WINNING PCT. RANK		LAST 10 GAMES		STRENGTH OF SCHEDULE		OPP. STRENGTH OF SCHEDULE		TEAM RPI		ADJ RPI		CONF. RPI		ADJ CONF. RPI				
DIV. I ONLY			17- 9		.65385	86	7- 3		60		94		53		.58494		52	7		7			
DIV. I NON-CONF.			8- 6		.57143	138	0- 0		60		73		77		.56213		77	10		10			
TOTALS		RPI 1-25		RPI 26-50				W-L RECORDS		RPI 51-100				RPI 101-150				RPI 150+					
17- 9		0- 3		0- 4				OVERALL		2- 0				6- 2				9- 0					
4- 3		0- 0		0- 2				HOME		0- 0				2- 1				2- 0					
7- 5		0- 3		0- 1				AWAY		1- 0				2- 1				4- 0					
6- 1		0- 0		0- 1				NEUTRAL		1- 0				2- 0				3- 0					
8- 6		0- 2		0- 2				NON-CONFERENCE		1- 0				3- 2				4- 0					
1- 2		0- 0		0- 1				HOME		0- 0				0- 1				1- 0					
1- 3		0- 2		0- 0				AWAY		0- 0				1- 1				0- 0					
6- 1		0- 0		0- 1				NEUTRAL		1- 0				2- 0				3- 0					
9- 3		0- 1		0- 2				CONFERENCE		1- 0				3- 0				5- 0					
3- 1		0- 0		0- 1				HOME		0- 0				2- 0				1- 0					
6- 2		0- 1		0- 1				AWAY		1- 0				1- 0				4- 0					
0- 0		0- 0		0- 0				NEUTRAL		0- 0				0- 0				0- 0					
RPI	S	Opponent		Score		RPI	S	Opponent		Score		RPI	S	Opponent		Score		RPI	S	Opponent		Score	
13	A	Kentucky		0	3	26	N	Western Ky.		1	3	63	N	Virginia Tech		3	2	114	N	Villanova		3	2
15	A	Tennessee		2	3	28	A	Western Mich.		0	3	64	A	Eastern Mich.		3	0	121	A	Bowling Green		3	2
20	A	Northern Ill.		0	3	33	H	Ball St.		1	3							121	H	Bowling Green		3	0
						49	H	Louisville		1	3							129	N	Maryland		3	2
																		130	H	Toledo		3	0
																		140	A	Ga. Southern		0	3
																		141	A	Pittsburgh		3	2
																		146	H	Virginia		1	3
																		177	A	Miami (OH)		3	0
																		177	H	Miami (OH)		3	0
																		193	N	Georgia St.		3	1
																		195	H	Marshall		3	0
																		205	A	Buffalo		3	1
																		210	A	Akron		3	0
																		230	A	Kent St.		3	0
																		254	N	Presbyterian		3	1
																		274	N	South Carolina St.		3	0
						LAST 10 GAMES																	
						177	A	Miami (OH)		3	0	33	H	Ball St.		1	3						
						121	A	Bowling Green		3	2	205	A	Buffalo		3	1						
						20	A	Northern Ill.		0	3	210	A	Akron		3	0						
						28	A	Western Mich.		0	3	64	A	Eastern Mich.		3	0						
						130	H	Toledo		3	0	230	A	Kent St.		3	0						


















Non-Div. I Games:

Ohio

TCU				Through Games Of Oct. 30, 2011											
Average RPI Win:		163	WON-LOST	WINNING	LAST 10	STRENGTH OF	OPP. STRENGTH	TEAM	ADJ	CONF.	ADJ CONF.				
Average RPI Loss:		75	RECORD	PCT. RANK	GAMES	SCHEDULE	OF SCHEDULE	RPI	RPI	RPI	RPI				
DIV. I ONLY			20- 4	.83333	16	7- 3	179	91	50	.58478	53	10	10		
DIV. I NON-CONF.			13- 1	.92857	12	0- 0	189	82	44	.6008	46	12	12		
TOTALS		RPI 1-25	RPI 26-50		W-L RECORDS		RPI 51-100		RPI 101-150		RPI 150+				
20- 4	0- 1	1- 1		OVERALL		3- 0		6- 2		10- 0					
7- 3	0- 1	1- 0		HOME		1- 0		1- 2		4- 0					
7- 1	0- 0	0- 1		AWAY		2- 0		3- 0		2- 0					
6- 0	0- 0	0- 0		NEUTRAL		0- 0		2- 0		4- 0					
13- 1	0- 1	1- 0		NON-CONFERENCE		2- 0		4- 0		6- 0					
4- 1	0- 1	1- 0		HOME		1- 0		0- 0		2- 0					
3- 0	0- 0	0- 0		AWAY		1- 0		2- 0		0- 0					
6- 0	0- 0	0- 0		NEUTRAL		0- 0		2- 0		4- 0					
7- 3	0- 0	0- 1		CONFERENCE		1- 0		2- 2		4- 0					
3- 2	0- 0	0- 0		HOME		0- 0		1- 2		2- 0					
4- 1	0- 0	0- 1		AWAY		1- 0		1- 0		2- 0					
0- 0	0- 0	0- 0		NEUTRAL		0- 0		0- 0		0- 0					
RPI	S	Opponent	Score	RPI	S	Opponent	Score	RPI	S	Opponent	Score	RPI	S	Opponent	Score
4	H	Texas	0 3	35	A	Colorado St.	0 3	88	A	Seton Hall	3 1	101	A	New Mexico	3 1
				47	H	Baylor	3 0	89	H	Texas Tech	3 1	101	H	New Mexico	3 0
								97	A	Wyoming	3 2	109	A	SMU	3 1
												113	H	San Diego St.	2 3
												114	A	Villanova	3 1
												134	N	Alabama	3 1
												148	H	UNLV	1 3
												150	N	Boston College	3 0
												163	A	Boise St.	3 2
												163	H	Boise St.	3 0
												167	H	Connecticut	3 0
												187	N	Colgate	3 1
												216	N	NJIT	3 0
												237	A	Air Force	3 0
												237	H	Air Force	3 0
												245	N	Lamar	3 0
												291	N	Loyola Maryland	3 2
												314	H	Grambling	3 0
				LAST 10 GAMES											
				163	H	Boise St.	3 0	148	H	UNLV	1 3				
				237	H	Air Force	3 0	113	H	San Diego St.	2 3				
				101	H	New Mexico	3 0	237	A	Air Force	3 0				
				35	A	Colorado St.	0 3	163	A	Boise St.	3 2				
				97	A	Wyoming	3 2	101	A	New Mexico	3 1				

Non-Div. I Games:

TCU

Average RPI Win:		143	WON-LOST	WINNING	LAST 10	STRENGTH OF		OPP. STRENGTH	TEAM	ADJ	CONF.	ADJ CONF.
Average RPI Loss:		39	RECORD	PCT. RANK	GAMES	SCHEDULE		OF SCHEDULE	RPI	RPI	RPI	RPI
DIV. I ONLY		13- 11		.54167	137	4- 6		34	24	56	.58209	54
DIV. I NON-CONF.		8- 4		.66667	81	0- 0		114	112	80	.56007	80
TOTALS		RPI 1-25		RPI 26-50		W-L RECORDS		RPI 51-100		RPI 101-150		RPI 150+
13- 11		1- 5		2- 2		OVERALL		1- 3		3- 1		6- 0
4- 4		0- 3		1- 0		HOME		1- 1		1- 0		1- 0
4- 6		1- 2		1- 2		AWAY		0- 1		1- 1		1- 0
5- 1		0- 0		0- 0		NEUTRAL		0- 1		1- 0		4- 0
8- 4		0- 0		1- 1		NON-CONFERENCE		0- 2		1- 1		6- 0
2- 1		0- 0		1- 0		HOME		0- 1		0- 0		1- 0
1- 2		0- 0		0- 1		AWAY		0- 0		0- 1		1- 0
5- 1		0- 0		0- 0		NEUTRAL		0- 1		1- 0		4- 0
5- 7		1- 5		1- 1		CONFERENCE		1- 1		2- 0		0- 0
2- 3		0- 3		0- 0		HOME		1- 0		1- 0		0- 0
3- 4		1- 2		1- 1		AWAY		0- 1		1- 0		0- 0
0- 0		0- 0		0- 0		NEUTRAL		0- 0		0- 0		0- 0
RPI S	Opponent	Score	RPI S	Opponent	Score	RPI S	Opponent	Score	RPI S	Opponent	Score	
1 A	Illinois	1 	28 H	Western Mich.	3 1	58 H	Notre Dame	0 	117 A	North Carolina St.	2 	
1 H	Illinois	0 	37 A	Michigan St.	1 	73 N	Furman	1 	125 H	Iowa	3 0	
2 H	Nebraska	0 	38 A	Ohio St.	3 1	78 A	Northwestern	2 	133 A	Indiana	3 1	
6 H	Minnesota	2 	45 A	Duke	2 	78 H	Northwestern	3 0	150 N	Boston College	3 0	
14 A	Penn St.	0 							156 H	South Fla.	3 0	
19 A	Michigan	3 1							158 N	Columbia	3 0	
									206 A	Rhode Island	3 0	
									222 N	Western Caro.	3 0	
									242 N	Campbell	3 0	
									301 N	Charleston So.	3 0	
LAST 10 GAMES												
78 A	Northwestern	2 	2 H	Nebraska	0 							
1 A	Illinois	1 	19 A	Michigan	3 1							
133 A	Indiana	3 1	37 A	Michigan St.	1 							
6 H	Minnesota	2 	38 A	Ohio St.	3 1							
125 H	Iowa	3 0	14 A	Penn St.	0 							

Non-Div. I Games:

Wisconsin

Average RPI Win: 179		WON-LOST	WINNING	LAST 10	STRENGTH OF		OPP. STRENGTH	TEAM	ADJ	CONF.	ADJ CONF.
Average RPI Loss: 28		RECORD	PCT. RANK	GAMES	SCHEDULE		OF SCHEDULE	RPI	RPI	RPI	RPI
DIV. I ONLY		15- 10	.6 116	7- 3	50		72	58	.58111	55	8 9
DIV. I NON-CONF.		5- 7	.41667 207	0- 0	32		22	90	.55718	83	8 8
TOTALS		RPI 1-25	RPI 26-50	W-L RECORDS	RPI 51-100		RPI 101-150		RPI 150+		
15- 10	0- 5		0- 4	OVERALL	4- 1		0- 0		11- 0		
8- 4	0- 2		0- 1	HOME	1- 1		0- 0		7- 0		
4- 6	0- 3		0- 3	AWAY	1- 0		0- 0		3- 0		
3- 0	0- 0		0- 0	NEUTRAL	2- 0		0- 0		1- 0		
5- 7	0- 4		0- 2	NON-CONFERENCE	2- 1		0- 0		3- 0		
2- 3	0- 1		0- 1	HOME	0- 1		0- 0		2- 0		
0- 4	0- 3		0- 1	AWAY	0- 0		0- 0		0- 0		
3- 0	0- 0		0- 0	NEUTRAL	2- 0		0- 0		1- 0		
10- 3	0- 1		0- 2	CONFERENCE	2- 0		0- 0		8- 0		
6- 1	0- 1		0- 0	HOME	1- 0		0- 0		5- 0		
4- 2	0- 0		0- 2	AWAY	1- 0		0- 0		3- 0		
0- 0	0- 0		0- 0	NEUTRAL	0- 0		0- 0		0- 0		
RPI S	Opponent	Score	RPI S	Opponent	Score	RPI S	Opponent	Score	RPI S	Opponent	Score
2 A	Nebraska	0 3	31 A	Kansas St.	2 3	62 N	St. Mary's (CA)	3 0	171 A	Evansville	3 0
5 H	UNI	0 3	36 H	Marquette	0 3	69 H	UAB	1 3	171 H	Evansville	3 0
18 A	Texas A&M	0 3	40 A	Missouri St.	1 3	83 N	UTSA	3 2	180 H	Drake	3 0
18 A	Texas A&M	1 3	44 A	Wichita St.	0 3	100 A	Illinois St.	3 2	182 H	South Dakota	3 1
20 H	Northern Ill.	0 3				100 H	Illinois St.	3 1	207 A	Southern Ill.	3 1
									207 H	Southern Ill.	3 2
									226 A	Indiana St.	3 0
									226 H	Indiana St.	3 0
									233 H	Bradley	3 1
									263 H	McNeese St.	3 0
									277 N	Weber St.	3 0
			LAST 10 GAMES								
			100 A	Illinois St.	3 2	233 H	Bradley	3 1			
			226 A	Indiana St.	3 0	44 A	Wichita St.	0 3			
			171 H	Evansville	3 0	40 A	Missouri St.	1 3			
			207 H	Southern Ill.	3 2	226 H	Indiana St.	3 0			
			5 H	UNI	0 3	100 H	Illinois St.	3 1			

Non-Div. I Games:

Creighton

Average RPI Win: 143		WON-LOST RECORD	WINNING PCT. RANK	LAST 10 GAMES	STRENGTH OF SCHEDULE	OPP. STRENGTH OF SCHEDULE	TEAM RPI	ADJ RPI	CONF. RPI	ADJ CONF. RPI	
Average RPI Loss: 51											
DIV. I ONLY		16- 8	.66667 79	6- 4	86	52	57	.57901 56	4	4	
DIV. I NON-CONF.		8- 3	.72727 59	0- 0	76	104	54	.59151 55	4	4	
<hr/>											
TOTALS		RPI 1-25	RPI 26-50		W-L RECORDS		RPI 51-100		RPI 101-150		RPI 150+
16- 8		0- 4	1- 1		OVERALL		4- 1		6- 2		5- 0
7- 5		0- 2	1- 1		HOME		2- 1		3- 1		1- 0
5- 3		0- 2	0- 0		AWAY		2- 0		2- 1		1- 0
4- 0		0- 0	0- 0		NEUTRAL		0- 0		1- 0		3- 0
8- 3		0- 1	1- 1		NON-CONFERENCE		1- 1		1- 0		5- 0
2- 2		0- 0	1- 1		HOME		0- 1		0- 0		1- 0
2- 1		0- 1	0- 0		AWAY		1- 0		0- 0		1- 0
4- 0		0- 0	0- 0		NEUTRAL		0- 0		1- 0		3- 0
8- 5		0- 3	0- 0		CONFERENCE		3- 0		5- 2		0- 0
5- 3		0- 2	0- 0		HOME		2- 0		3- 1		0- 0
3- 2		0- 1	0- 0		AWAY		1- 0		2- 1		0- 0
0- 0		0- 0	0- 0		NEUTRAL		0- 0		0- 0		0- 0
RPI S	Opponent	Score	RPI S	Opponent	Score	RPI S	Opponent	Score	RPI S	Opponent	Score
13 H	Kentucky	1 3	35 H	Colorado St.	0 3	67 H	Oral Roberts	2 3	110 N	Georgetown	3 2
15 H	Tennessee	0 3	48 H	Middle Tenn.	3 0	86 H	LSU	3 0	118 H	Georgia	2 3
17 A	Florida	0 3				92 A	Army	3 0	120 A	Mississippi St.	3 0
23 A	Oklahoma	1 3				96 H	Auburn	3 1	120 H	Mississippi St.	3 0
						99 A	South Carolina	3 0	122 A	Ole Miss	2 3
									122 H	Ole Miss	3 0
									134 A	Alabama	3 1
									134 H	Alabama	3 0
									168 N	Dartmouth	3 1
									185 A	Wake Forest	3 0
									216 N	NJIT	3 0
									263 H	McNeese St.	3 0
									301 N	Charleston So.	3 0
<hr/>											
			LAST 10 GAMES								
			120 A Mississippi St.			3 0	96 H Auburn			3 1	
			86 H LSU			3 0	99 A South Carolina			3 0	
			134 H Alabama			3 0	17 A Florida			0 3	
			122 H Ole Miss			3 0	15 H Tennessee			0 3	
			118 H Georgia			2 3	13 H Kentucky			1 3	

Non-Div. I Games:

Arkansas

Average RPI Win: 140		WON-LOST RECORD		WINNING PCT. RANK		LAST 10 GAMES		STRENGTH OF SCHEDULE		OPP. STRENGTH OF SCHEDULE		TEAM RPI		ADJ RPI		CONF. RPI		ADJ CONF. RPI	
Average RPI Loss: 53																			
DIV. I ONLY		13- 11		.54167 137		6- 4		21		83		59		.57804 57		11		11	
DIV. I NON-CONF.		5- 6		.45455 193		0- 0		12		44		63		.58685 60		9		9	
TOTALS		RPI 1-25		RPI 26-50		W-L RECORDS		RPI 51-100		RPI 101-150		RPI 150+							
13- 11		0- 4		0- 1		OVERALL		2- 5		5- 1		6- 0							
7- 4		0- 1		0- 1		HOME		2- 1		2- 1		3- 0							
5- 4		0- 2		0- 0		AWAY		0- 2		2- 0		3- 0							
1- 3		0- 1		0- 0		NEUTRAL		0- 2		1- 0		0- 0							
5- 6		0- 3		0- 0		NON-CONFERENCE		2- 2		2- 1		1- 0							
3- 2		0- 1		0- 0		HOME		2- 0		1- 1		0- 0							
1- 1		0- 1		0- 0		AWAY		0- 0		0- 0		1- 0							
1- 3		0- 1		0- 0		NEUTRAL		0- 2		1- 0		0- 0							
8- 5		0- 1		0- 1		CONFERENCE		0- 3		3- 0		5- 0							
4- 2		0- 0		0- 1		HOME		0- 1		1- 0		3- 0							
4- 3		0- 1		0- 0		AWAY		0- 2		2- 0		2- 0							
0- 0		0- 0		0- 0		NEUTRAL		0- 0		0- 0		0- 0							
RPI S	Opponent	Score		RPI S	Opponent	Score		RPI S	Opponent	Score		RPI S	Opponent	Score					
7 H	Stanford	0	3	43 H	Houston	0	3	65 N	North Dakota	2	3	103 H	Delaware	2	3				
8 A	Hawaii	0	3					69 A	UAB	1	3	104 A	UTEP	3	0				
22 A	Tulsa	0	3					72 H	Georgia Tech	3	2	104 H	UTEP	3	0				
24 N	Cincinnati	2	3					77 N	Pacific	2	3	109 A	SMU	3	1				
								81 A	UCF	1	3	119 H	Houston Baptist	3	0				
								81 H	UCF	1	3	143 N	Sam Houston St.	3	1				
								83 H	UTSA	3	0	151 H	Memphis	3	0				
												155 A	Stephen F. Austin	3	0				
												173 H	Southern Miss.	3	2				
												195 A	Marshall	3	1				
												195 A	Marshall	3	0				
												218 H	Tulane	3	1				

Average RPI Win:	104	WON-LOST RECORD	WINNING PCT. RANK	LAST 10 GAMES	STRENGTH OF SCHEDULE	OPP. STRENGTH OF SCHEDULE	TEAM RPI	ADJ RPI	CONF. RPI	ADJ CONF. RPI				
DIV. I ONLY		13- 11	.54167	137	5- 5	28	57	60	.57577	59	9	8		
DIV. I NON-CONF.		7- 6	.53846	154	0- 1	22	27	51	.59685	49	7	7		
<hr/>														
TOTALS	RPI 1-25	RPI 26-50		W-L RECORDS		RPI 51-100		RPI 101-150		RPI 150+				
13- 11	0- 4	1- 1		OVERALL		5- 3		5- 1		2- 2				
3- 2	0- 0	0- 1		HOME		2- 0		0- 0		1- 1				
5- 7	0- 2	1- 0		AWAY		1- 3		2- 1		1- 1				
5- 2	0- 2	0- 0		NEUTRAL		2- 0		3- 0		0- 0				
7- 6	0- 4	0- 0		NON-CONFERENCE		2- 1		4- 1		1- 0				
0- 0	0- 0	0- 0		HOME		0- 0		0- 0		0- 0				
2- 4	0- 2	0- 0		AWAY		0- 1		1- 1		1- 0				
5- 2	0- 2	0- 0		NEUTRAL		2- 0		3- 0		0- 0				
6- 5	0- 0	1- 1		CONFERENCE		3- 2		1- 0		1- 2				
3- 2	0- 0	0- 1		HOME		2- 0		0- 0		1- 1				
3- 3	0- 0	1- 0		AWAY		1- 2		1- 0		0- 1				
0- 0	0- 0	0- 0		NEUTRAL		0- 0		0- 0		0- 0				
<hr/>														
RPI	S	Opponent	Score		RPI	S	Opponent	Score		RPI	S	Opponent	Score	
1	N	Illinois	1	3	50	A	Long Beach St.	3	2	51	A	BYU	1	3
16	A	Pepperdine	0	3	50	H	Long Beach St.	1	3	62	N	St. Mary's (CA)	3	2
21	A	San Diego	0	3						65	N	North Dakota	3	0
25	N	Miami (FL)	0	3						70	A	UC Davis	1	3
										70	H	UC Davis	3	2
										77	A	Pacific	3	2
										77	H	Pacific	3	1
										91	A	Cal Poly	2	3

Non-Div. I Games:

UC Santa Barbara

Average RPI Win:	155	WON-LOST RECORD	WINNING PCT. RANK	LAST 10 GAMES	STRENGTH OF SCHEDULE	OPP. STRENGTH OF SCHEDULE	TEAM RPI	ADJ RPI	CONF. RPI	ADJ CONF. RPI		
DIV. I ONLY		16- 8	.66667	79	6- 4	81	73	54	.57474	60	5	5
DIV. I NON-CONF.		8- 3	.72727	59	0- 0	69	144	57	.5827	65	5	5
<hr/>												
TOTALS	RPI 1-25	RPI 26-50		W-L RECORDS		RPI 51-100		RPI 101-150		RPI 150+		
16- 8	0- 4	1- 2		OVERALL		4- 1		4- 0		7- 1		
9- 1	0- 0	1- 1		HOME		2- 0		3- 0		3- 0		
3- 5	0- 3	0- 1		AWAY		1- 1		1- 0		1- 0		
4- 2	0- 1	0- 0		NEUTRAL		1- 0		0- 0		3- 1		
<hr/>												
8- 3	0- 2	0- 0		NON-CONFERENCE		3- 0		0- 0		5- 1		
3- 0	0- 0	0- 0		HOME		1- 0		0- 0		2- 0		
1- 1	0- 1	0- 0		AWAY		1- 0		0- 0		0- 0		
4- 2	0- 1	0- 0		NEUTRAL		1- 0		0- 0		3- 1		
<hr/>												
8- 5	0- 2	1- 2		CONFERENCE		1- 1		4- 0		2- 0		
6- 1	0- 0	1- 1		HOME		1- 0		3- 0		1- 0		
2- 4	0- 2	0- 1		AWAY		0- 1		1- 0		1- 0		
0- 0	0- 0	0- 0		NEUTRAL		0- 0		0- 0		0- 0		
<hr/>												
RPI S	Opponent	Score	RPI S	Opponent	Score	RPI S	Opponent	Score	RPI S	Opponent	Score	
11 A	Florida St.	0 3	29 H	North Carolina	2 3	63 A	Virginia Tech	2 3	117 H	North Carolina St.	3 2	
12 N	Southern California	0 3	45 A	Duke	2 3	72 H	Georgia Tech	3 0	129 H	Maryland	3 2	
17 A	Florida	0 3	45 H	Duke	3 0	73 H	Furman	3 0	146 A	Virginia	3 1	
25 A	Miami (FL)	0 3				98 A	Col. of Charleston	3 2	150 H	Boston College	3 1	
						99 N	South Carolina	3 0	159 N	Winthrop	3 1	
									185 A	Wake Forest	3 1	
									185 H	Wake Forest	3 1	
									189 H	Tennessee St.	3 0	
									234 N	Jacksonville	2 3	
									270 N	Fla. Atlantic	3 0	
									274 H	South Carolina St.	3 0	
									291 N	Loyola Maryland	3 0	
<hr/>												
LAST 10 GAMES												
185 H	Wake Forest	3 1	25 A	Miami (FL)	0 3							
45 H	Duke	3 0	129 H	Maryland	3 2							
63 A	Virginia Tech	2 3	150 H	Boston College	3 1							
146 A	Virginia	3 1	117 H	North Carolina St.	3 2							
11 A	Florida St.	0 3	29 H	North Carolina	2 3							

Non-Div. I Games:

Clemson

Average RPI Win: 173		WON-LOST RECORD	WINNING PCT. RANK		LAST 10 GAMES	STRENGTH OF SCHEDULE	OPP. STRENGTH OF SCHEDULE	TEAM RPI	ADJ RPI	CONF. RPI	ADJ CONF. RPI				
Average RPI Loss: 91															
DIV. I ONLY		18- 7	.72	51	9- 1	102	140	62	.57308	61	14	14			
DIV. I NON-CONF.		7- 4	.63636	96	1- 0	125	158	100	.54379	103	14	14			
<hr/>															
TOTALS		RPI 1-25		RPI 26-50		W-L RECORDS		RPI 51-100		RPI 101-150		RPI 150+			
18- 7	0- 0			1- 2	OVERALL		3- 2		5- 2		9- 1				
7- 1	0- 0			1- 0	HOME		2- 0		1- 1		3- 0				
8- 4	0- 0			0- 2	AWAY		0- 1		4- 0		4- 1				
3- 2	0- 0			0- 0	NEUTRAL		1- 1		0- 1		2- 0				
<hr/>															
7- 4	0- 0			0- 1	NON-CONFERENCE		2- 1		1- 1		4- 1				
1- 0	0- 0			0- 0	HOME		1- 0		0- 0		0- 0				
3- 2	0- 0			0- 1	AWAY		0- 0		1- 0		2- 1				
3- 2	0- 0			0- 0	NEUTRAL		1- 1		0- 1		2- 0				
<hr/>															
11- 3	0- 0			1- 1	CONFERENCE		1- 1		4- 1		5- 0				
6- 1	0- 0			1- 0	HOME		1- 0		1- 1		3- 0				
5- 2	0- 0			0- 1	AWAY		0- 1		3- 0		2- 0				
0- 0	0- 0			0- 0	NEUTRAL		0- 0		0- 0		0- 0				
<hr/>															
RPI	S	Opponent	Score	RPI	S	Opponent	Score	RPI	S	Opponent	Score				
				33	A	Ball St.	1 3	64	H	Eastern Mich.	3 2	107	N	Duquesne	0 3
				46	A	North Dakota St.	1 3	67	A	Oral Roberts	2 3	124	A	IUPUI	3 2
				46	H	North Dakota St.	3 1	67	H	Oral Roberts	3 1	137	A	Oakland	3 0
								68	N	Milwaukee	1 3	137	H	Oakland	1 3
								97	N	Wyoming	3 0	145	A	Cleveland St.	3 1
												147	A	South Dakota St.	3 2
												147	H	South Dakota St.	3 0
												180	A	Drake	2 3
												182	H	South Dakota	3 0
												227	H	UMKC	3 1
												228	A	Southern Utah	3 1
												228	H	Southern Utah	3 1
												230	A	Kent St.	3 0
												250	A	Western Ill.	3 2
												253	N	DePaul	3 2
												257	A	Wright St.	3 0
												283	N	Loyola Chicago	3 0
<hr/>															
LAST 10 GAMES															
				67	H	Oral Roberts	3 1	250	A	Western Ill.	3 2				
				228	H	Southern Utah	3 1	227	H	UMKC	3 1				
				147	A	South Dakota St.	3 2	182	H	South Dakota	3 0				
				46	A	North Dakota St.	1 3	64	H	Eastern Mich.	3 2				
				137	A	Oakland	3 0	228	A	Southern Utah	3 1				

Non-Div. I Games:

IPFW

Average RPI Win:	117	WON-LOST RECORD	WINNING PCT. RANK	LAST 10 GAMES	STRENGTH OF SCHEDULE	OPP. STRENGTH OF SCHEDULE	TEAM RPI	ADJ RPI	CONF. RPI	ADJ CONF. RPI				
DIV. I ONLY		11- 12	.47826	174	5- 5	30	29	71	.57262	62	6	6		
DIV. I NON-CONF.		5- 6	.45455	193	0- 0	41	12	75	.56744	70	6	6		
<hr/>														
TOTALS	RPI 1-25	RPI 26-50		W-L RECORDS		RPI 51-100		RPI 101-150		RPI 150+				
11- 12	1- 4	1- 1		OVERALL		3- 5		3- 2		3- 0				
5- 5	0- 1	0- 1		HOME		0- 2		3- 1		2- 0				
3- 4	1- 2	0- 0		AWAY		2- 1		0- 1		0- 0				
3- 3	0- 1	1- 0		NEUTRAL		1- 2		0- 0		1- 0				
<hr/>														
5- 6	0- 2	1- 1		NON-CONFERENCE		1- 3		2- 0		1- 0				
2- 2	0- 0	0- 1		HOME		0- 1		2- 0		0- 0				
0- 1	0- 1	0- 0		AWAY		0- 0		0- 0		0- 0				
3- 3	0- 1	1- 0		NEUTRAL		1- 2		0- 0		1- 0				
<hr/>														
6- 6	1- 2	0- 0		CONFERENCE		2- 2		1- 2		2- 0				
3- 3	0- 1	0- 0		HOME		0- 1		1- 1		2- 0				
3- 3	1- 1	0- 0		AWAY		2- 1		0- 1		0- 0				
0- 0	0- 0	0- 0		NEUTRAL		0- 0		0- 0		0- 0				
<hr/>														
RPI S	Opponent	Score	RPI S	Opponent	Score	RPI S	Opponent	Score	RPI S	Opponent	Score			
1 N	Illinois	0 3	31 H	Kansas St.	1 3	51 A	BYU	0 3	108 H	Santa Clara	3 2			
2 A	Nebraska	2 3	45 N	Duke	3 2	51 A	BYU	3 0	111 H	Utah Valley	3 2			
16 A	Pepperdine	2 3				55 N	Creighton	0 3	132 A	Loyola Marymount	0 3			
21 A	San Diego	3 2				58 N	Notre Dame	3 0	132 H	Loyola Marymount	2 3			
21 H	San Diego	2 3				59 N	UC Santa Barbara	2 3	144 H	Sacramento St.	3 1			
						80 A	San Francisco	3 1	192 H	Portland	3 1			
						80 H	San Francisco	1 3	198 H	Gonzaga	3 0			
						91 H	Cal Poly	1 3	277 N	Weber St.	3 0			
<hr/>														
LAST 10 GAMES														
21 A San Diego						3	2	192 H Portland					3	1
132 H Loyola Marymount						2	3	198 H Gonzaga					3	0
80 A San Francisco						3	1	132 A Loyola Marymount					0	3
108 H Santa Clara						3	2	16 A Pepperdine					2	3
21 H San Diego						2	3	80 H San Francisco					1	3

Non-Div. I Games:

St. Mary's (CA)

Average RPI Win:	149	WON-LOST	WINNING	LAST 10	STRENGTH OF	OPP. STRENGTH	TEAM	ADJ	CONF.	ADJ CONF.	
Average RPI Loss:	37	RECORD	PCT. RANK	GAMES	SCHEDULE	OF SCHEDULE	RPI	RPI	RPI	RPI	
DIV. I ONLY	13- 11	.54167	137	5- 5	33	47	61	.5726	63	5	5
DIV. I NON-CONF.	7- 4	.63636	96	0- 0	46	69	59	.58934	57	5	5
<hr/>											
TOTALS	RPI 1-25	RPI 26-50		W-L RECORDS	RPI 51-100		RPI 101-150		RPI 150+		
13- 11	0- 6	0- 3		OVERALL	3- 1		6- 1		4- 0		
11- 4	0- 3	0- 1		HOME	3- 0		4- 0		4- 0		
2- 5	0- 3	0- 1		AWAY	0- 0		2- 1		0- 0		
0- 2	0- 0	0- 1		NEUTRAL	0- 1		0- 0		0- 0		
<hr/>											
7- 4	0- 2	0- 1		NON-CONFERENCE	1- 1		3- 0		3- 0		
7- 1	0- 1	0- 0		HOME	1- 0		3- 0		3- 0		
0- 1	0- 1	0- 0		AWAY	0- 0		0- 0		0- 0		
0- 2	0- 0	0- 1		NEUTRAL	0- 1		0- 0		0- 0		
<hr/>											
6- 7	0- 4	0- 2		CONFERENCE	2- 0		3- 1		1- 0		
4- 3	0- 2	0- 1		HOME	2- 0		1- 0		1- 0		
2- 4	0- 2	0- 1		AWAY	0- 0		2- 1		0- 0		
0- 0	0- 0	0- 0		NEUTRAL	0- 0		0- 0		0- 0		
<hr/>											
RPI S	Opponent	Score	RPI S	Opponent	Score	RPI S	Opponent	Score	RPI S	Opponent	Score
11 A	Florida St.	0 3	26 N	Western Ky.	0 3	52 N	Ohio	2 3	117 A	North Carolina St.	3 2
11 H	Florida St.	0 3	29 A	North Carolina	0 3	60 H	Clemson	3 2	128 H	American	3 0
13 A	Kentucky	0 3	45 H	Duke	2 3	72 H	Georgia Tech	3 2	129 A	Maryland	3 2
15 H	Tennessee	1 3				88 H	Seton Hall	3 0	133 H	Indiana	3 1
25 A	Miami (FL)	0 3							145 H	Cleveland St.	3 0
25 H	Miami (FL)	0 3							146 H	Virginia	3 1
									150 A	Boston College	0 3
									167 H	Connecticut	3 1
									185 H	Wake Forest	3 2
									275 H	Chattanooga	3 1
									295 H	High Point	3 1
<hr/>											
LAST 10 GAMES											
25 A Miami (FL)					0 3	29 A North Carolina					0 3
11 A Florida St.					0 3	45 H Duke					2 3
60 H Clemson					3 2	185 H Wake Forest					3 2
72 H Georgia Tech					3 2	129 A Maryland					3 2
117 A North Carolina St.					3 2	150 A Boston College					0 3

Non-Div. I Games:

Virginia Tech

Average RPI Win:		175	WON-LOST RECORD		WINNING PCT. RANK		LAST 10 GAMES		STRENGTH OF SCHEDULE		OPP. STRENGTH OF SCHEDULE		TEAM RPI		ADJ RPI		CONF. RPI		ADJ CONF. RPI				
DIV. I ONLY			19- 8		.7037 57		6- 4		112		97		65		.57212 64		7 7						
DIV. I NON-CONF.			12- 3		.8 38		0- 1		242		127		97		.5454 99		10 10						
TOTALS		RPI 1-25		RPI 26-50				W-L RECORDS				RPI 51-100				RPI 101-150				RPI 150+			
19- 8		1- 1		1- 2				OVERALL				0- 4				6- 1				11- 0			
5- 3		0- 1		1- 1				HOME				0- 1				2- 0				2- 0			
7- 4		1- 0		0- 1				AWAY				0- 2				3- 1				3- 0			
7- 1		0- 0		0- 0				NEUTRAL				0- 1				1- 0				6- 0			
12- 3		0- 0		0- 0				NON-CONFERENCE				0- 3				4- 0				8- 0			
1- 0		0- 0		0- 0				HOME				0- 0				1- 0				0- 0			
4- 2		0- 0		0- 0				AWAY				0- 2				2- 0				2- 0			
7- 1		0- 0		0- 0				NEUTRAL				0- 1				1- 0				6- 0			
7- 5		1- 1		1- 2				CONFERENCE				0- 1				2- 1				3- 0			
4- 3		0- 1		1- 1				HOME				0- 1				1- 0				2- 0			
3- 2		1- 0		0- 1				AWAY				0- 0				1- 1				1- 0			
0- 0		0- 0		0- 0				NEUTRAL				0- 0				0- 0				0- 0			
RPI	S	Opponent		Score		RPI	S	Opponent		Score		RPI	S	Opponent		Score		RPI	S	Opponent		Score	
20	A	Northern Ill.		3	1	28	A	Western Mich.		1	3	51	N	BYU		1	3	102	A	Central Mich.		2	3
20	H	Northern Ill.		1	3	28	H	Western Mich.		1	3	52	H	Ohio		0	3	115	N	Idaho		3	0
						33	H	Ball St.		3	1	58	A	Notre Dame		1	3	116	A	Utah		3	2
												61	A	IPFW		2	3	121	A	Bowling Green		3	0
																		124	A	IUPUI		3	1
																		130	H	Toledo		3	0
																		137	H	Oakland		3	0
																		177	A	Miami (OH)		3	0
																		186	N	Butler		3	2
																		190	N	UC Riverside		3	0
																		195	N	Marshall		3	0
																		205	H	Buffalo		3	0
																		210	H	Akron		3	0
																		214	A	Robert Morris		3	0
																		268	N	Tex.-Pan American		3	0
																		290	N	Stetson		3	0
																		297	N	Morgan St.		3	0
																		302	A	Youngstown St.		3	1
LAST 10 GAMES																							
						28	H	Western Mich.		1	3	177	A	Miami (OH)		3	0						
						20	H	Northern Ill.		1	3	33	H	Ball St.		3	1						
						210	H	Akron		3	0	130	H	Toledo		3	0						
						205	H	Buffalo		3	0	61	A	IPFW		2	3						
						121	A	Bowling Green		3	0	52	H	Ohio		0	3						

Non-Div. I Games:

Eastern Mich.

Average RPI Win:	186	WON-LOST RECORD	WINNING PCT. RANK	LAST 10 GAMES	STRENGTH OF SCHEDULE	OPP. STRENGTH OF SCHEDULE	TEAM RPI	ADJ RPI	CONF. RPI	ADJ CONF. RPI	
DIV. I ONLY	20- 4	.83333	16	7- 0	227	129	66	.57084	65	22	21
DIV. I NON-CONF.	12- 3	.8	38	1- 0	142	51	53	.59335	54	23	24
<hr/>											
TOTALS	RPI 1-25	RPI 26-50		W-L RECORDS	RPI 51-100		RPI 101-150		RPI 150+		
20- 4	0- 0	1- 1		OVERALL	1- 1		5- 2		13- 0		
9- 1	0- 0	1- 0		HOME	0- 0		2- 1		6- 0		
9- 0	0- 0	0- 0		AWAY	0- 0		2- 0		7- 0		
2- 3	0- 0	0- 1		NEUTRAL	1- 1		1- 1		0- 0		
<hr/>											
12- 3	0- 0	1- 1		NON-CONFERENCE	1- 1		3- 1		7- 0		
5- 0	0- 0	1- 0		HOME	0- 0		1- 0		3- 0		
5- 0	0- 0	0- 0		AWAY	0- 0		1- 0		4- 0		
2- 3	0- 0	0- 1		NEUTRAL	1- 1		1- 1		0- 0		
<hr/>											
8- 1	0- 0	0- 0		CONFERENCE	0- 0		2- 1		6- 0		
4- 1	0- 0	0- 0		HOME	0- 0		1- 1		3- 0		
4- 0	0- 0	0- 0		AWAY	0- 0		1- 0		3- 0		
0- 0	0- 0	0- 0		NEUTRAL	0- 0		0- 0		0- 0		
<hr/>											
RPI S	Opponent	Score	RPI S	Opponent	Score	RPI S	Opponent	Score	RPI S	Opponent	Score
34 N	Dayton	1 3	57 N	Rice	3 2	105 N	James Madison	2 3	108 A	Santa Clara	3 1
46 H	North Dakota St.	3 1	59 N	UC Santa Barbara	0 3	111 H	Utah Valley	1 3	119 A	Houston Baptist	3 1
						119 H	Houston Baptist	3 2	143 N	Sam Houston St.	3 1
						147 H	South Dakota St.	3 0	155 A	Stephen F. Austin	3 1
						181 A	San Jose St.	3 0	200 A	Green Bay	3 2
						200 H	Green Bay	3 0	203 A	A&M-Corpus Christi	3 0
						212 H	Montana	3 0	216 A	NJIT	3 1
						216 H	NJIT	3 0	228 H	Southern Utah	3 0
						268 A	Tex.-Pan American	3 0	268 H	Tex.-Pan American	3 0
						319 A	Chicago St.	3 0	319 H	Chicago St.	3 0
						319 H	Chicago St.	3 0			
<hr/>											
LAST 10 GAMES											
119 H	Houston Baptist	3 2	268 A	Tex.-Pan American	3 0	119 A	Houston Baptist	3 1	319 H	Chicago St.	3 0
268 H	Tex.-Pan American	3 0	119 A	Houston Baptist	3 1	319 H	Chicago St.	3 0	216 H	NJIT	3 0
216 A	NJIT	3 1	319 H	Chicago St.	3 0	216 H	NJIT	3 0	111 H	Utah Valley	1 3
319 A	Chicago St.	3 0	216 H	NJIT	3 0	111 H	Utah Valley	1 3			
203 A	A&M-Corpus Christi	3 0	111 H	Utah Valley	1 3						

Non-Div. I Games: Minot St. 3 0 Neb. Omaha 3 1

North Dakota

Average RPI Win:		186	WON-LOST RECORD		WINNING PCT. RANK		LAST 10 GAMES		STRENGTH OF SCHEDULE		OPP. STRENGTH OF SCHEDULE		TEAM RPI		ADJ RPI		CONF. RPI		ADJ CONF. RPI					
Average RPI Loss:		78																						
DIV. I ONLY			18- 7		.72		51		7- 3		109		157		67		.56917		66		13		13	
DIV. I NON-CONF.			11- 4		.73333		58		1- 0		78		167		62		.58691		59		13		13	
TOTALS		RPI 1-25		RPI 26-50		W-L RECORDS		RPI 51-100		RPI 101-150		RPI 150+												
18- 7		0- 2		0- 0		OVERALL		1- 2		6- 3		11- 0												
9- 2		0- 1		0- 0		HOME		0- 1		4- 0		5- 0												
4- 3		0- 0		0- 0		AWAY		1- 1		1- 2		2- 0												
5- 2		0- 1		0- 0		NEUTRAL		0- 0		1- 1		4- 0												
11- 4		0- 1		0- 0		NON-CONFERENCE		1- 2		3- 1		7- 0												
5- 1		0- 0		0- 0		HOME		0- 1		2- 0		3- 0												
1- 1		0- 0		0- 0		AWAY		1- 1		0- 0		0- 0												
5- 2		0- 1		0- 0		NEUTRAL		0- 0		1- 1		4- 0												
7- 3		0- 1		0- 0		CONFERENCE		0- 0		3- 2		4- 0												
4- 1		0- 1		0- 0		HOME		0- 0		2- 0		2- 0												
3- 2		0- 0		0- 0		AWAY		0- 0		1- 2		2- 0												
0- 0		0- 0		0- 0		NEUTRAL		0- 0		0- 0		0- 0												
RPI	S	Opponent		Score		RPI	S	Opponent		Score		RPI	S	Opponent		Score								
2	N	Nebraska		2	3							78	A	Northwestern		0	3							
8	H	Hawaii		2	3							84	A	Texas St.		3	1							
												86	H	LSU		1	3							
												101	H	New Mexico		3	1							
												104	H	UTEP		3	0							
												107	N	Duquesne		0	3							
												115	A	Idaho		1	3							
												115	H	Idaho		3	1							
												119	N	Houston Baptist		3	0							
												142	A	Fresno St.		3	0							
												149	A	Utah St.		2	3							
												149	H	Utah St.		3	0							
												156	N	South Fla.		3	0							
												181	H	San Jose St.		3	0							
												187	N	Colgate		3	1							
												213	H	UALR		3	0							
												232	H	Nicholls St.		3	0							
												240	N	Northwestern St.		3	1							
												243	N	La.-Lafayette		3	0							
												247	A	Nevada		3	0							
												264	A	Louisiana Tech		3	0							
												264	H	Louisiana Tech		3	0							
												314	H	Grambling		3	0							
LAST 10 GAMES																								
115 A Idaho						1	3	142 A Fresno St.						3	0									
149 A Utah St.						2	3	247 A Nevada						3	0									
264 A Louisiana Tech						3	0	101 H New Mexico						3	1									
181 H San Jose St.						3	0	149 H Utah St.						3	0									
8 H Hawaii						2	3	115 H Idaho						3	1									

Average RPI Win:		183	WON-LOST RECORD		WINNING PCT. RANK		LAST 10 GAMES		STRENGTH OF SCHEDULE		OPP. STRENGTH OF SCHEDULE		TEAM RPI		ADJ RPI		CONF. RPI		ADJ CONF. RPI	
Average RPI Loss:		92																		
DIV. I ONLY			19- 6		.76 38		8- 2		146		142		63		.56904 67		14		14	
DIV. I NON-CONF.			7- 3		.7 71		0- 0		165		119		95		.54819 94		14		14	
TOTALS		RPI 1-25		RPI 26-50		W-L RECORDS		RPI 51-100		RPI 101-150		RPI 150+								
19- 6		0- 1		1- 1		OVERALL		2- 1		4- 2		12- 1								
6- 1		0- 0		0- 0		HOME		1- 0		2- 0		3- 1								
9- 3		0- 1		1- 0		AWAY		1- 1		2- 1		5- 0								
4- 2		0- 0		0- 1		NEUTRAL		0- 0		0- 1		4- 0								
7- 3		0- 1		0- 1		NON-CONFERENCE		1- 0		0- 1		6- 0								
0- 0		0- 0		0- 0		HOME		0- 0		0- 0		0- 0								
3- 1		0- 1		0- 0		AWAY		1- 0		0- 0		2- 0								
4- 2		0- 0		0- 1		NEUTRAL		0- 0		0- 1		4- 0								
12- 3		0- 0		1- 0		CONFERENCE		1- 1		4- 1		6- 1								
6- 1		0- 0		0- 0		HOME		1- 0		2- 0		3- 1								
6- 2		0- 0		1- 0		AWAY		0- 1		2- 1		3- 0								
0- 0		0- 0		0- 0		NEUTRAL		0- 0		0- 0		0- 0								
RPI	S	Opponent		Score		RPI	S	Opponent		Score		RPI	S	Opponent		Score				
23	A	Oklahoma		0	3	40	N	Missouri St.		1	3	56	A	Arkansas		3	2			
						46	A	North Dakota St.		3	2									

Non-Div. I Games:

Oral Roberts

Average RPI Win:		200	WON-LOST RECORD		WINNING PCT. RANK		LAST 10 GAMES		STRENGTH OF SCHEDULE		OPP. STRENGTH OF SCHEDULE		TEAM RPI		ADJ RPI		CONF. RPI		ADJ CONF. RPI	
DIV. I ONLY			21- 4		.84 13		10- 0		231		137		69		.56739 68		24		23	
DIV. I NON-CONF.			7- 4		.63636 96		0- 0		116		31		76		.56286 76		22		21	
TOTALS		RPI 1-25		RPI 26-50		W-L RECORDS		RPI 51-100		RPI 101-150		RPI 150+								
21- 4		0- 1		0- 2		OVERALL		2- 0		2- 1		17- 0								
10- 2		0- 1		0- 1		HOME		0- 0		1- 0		9- 0								
7- 2		0- 0		0- 1		AWAY		0- 0		1- 1		6- 0								
4- 0		0- 0		0- 0		NEUTRAL		2- 0		0- 0		2- 0								
7- 4		0- 1		0- 2		NON-CONFERENCE		2- 0		0- 1		5- 0								
2- 2		0- 1		0- 1		HOME		0- 0		0- 0		2- 0								
1- 2		0- 0		0- 1		AWAY		0- 0		0- 1		1- 0								
4- 0		0- 0		0- 0		NEUTRAL		2- 0		0- 0		2- 0								
14- 0		0- 0		0- 0		CONFERENCE		0- 0		2- 0		12- 0								
8- 0		0- 0		0- 0		HOME		0- 0		1- 0		7- 0								
6- 0		0- 0		0- 0		AWAY		0- 0		1- 0		5- 0								
0- 0		0- 0		0- 0		NEUTRAL		0- 0		0- 0		0- 0								
RPI	S	Opponent		Score		RPI	S	Opponent		Score		RPI	S	Opponent		Score				
20	H	Northern Ill.		0	3	28	A	Western Mich.		0	3	61	N	IPFW		3	1			
						36	H	Marquette		0	3	97	N	Wyoming		3	1			
												</								

Average RPI Win: 166		WON-LOST RECORD		WINNING PCT. RANK		LAST 10 GAMES		STRENGTH OF SCHEDULE		OPP. STRENGTH OF SCHEDULE		TEAM RPI		ADJ RPI		CONF. RPI		ADJ CONF. RPI	
DIV. I ONLY		18- 7		.72 51		5- 5		124		102		64		.56596 69		11		11	
DIV. I NON-CONF.		10- 2		.83333 29		0- 0		147		146		60		.5835 64		9		9	
TOTALS		RPI 1-25		RPI 26-50		W-L RECORDS		RPI 51-100		RPI 101-150		RPI 150+							
18- 7		0- 2		0- 1		OVERALL		5- 1		0- 2		13- 1							
3- 2		0- 1		0- 0		HOME		1- 0		0- 1		2- 0							
8- 3		0- 1		0- 1		AWAY		3- 0		0- 1		5- 0							
7- 2		0- 0		0- 0		NEUTRAL		1- 1		0- 0		6- 1							
10- 2		0- 0		0- 0		NON-CONFERENCE		2- 1		0- 0		8- 1							
0- 0		0- 0		0- 0		HOME		0- 0		0- 0		0- 0							
3- 0		0- 0		0- 0		AWAY		1- 0		0- 0		2- 0							
7- 2		0- 0		0- 0		NEUTRAL		1- 1		0- 0		6- 1							
8- 5		0- 2		0- 1		CONFERENCE		3- 0		0- 2		5- 0							
3- 2		0- 1		0- 0		HOME		1- 0		0- 1		2- 0							
5- 3		0- 1		0- 1		AWAY		2- 0		0- 1		3- 0							
0- 0		0- 0		0- 0		NEUTRAL		0- 0		0- 0		0- 0							
RPI	S	Opponent		Score	RPI	S	Opponent		Score	RPI	S	Opponent		Score					
22	A	Tulsa		1 3	43	A	Houston		1 3	55	A	Creighton		3 1					
22	H	Tulsa		0 3						109	A	SMU		0 3					
										57	H	Rice		3 1					
										81	A	UCF		3 1					
										81	A	UCF		3 2					
										93	N	Arkansas St.		3 2					
										100	N	Illinois St.		2 3					
												170 A Kennesaw St.		3 0					
												173 A Southern Miss.		3 1					
												180 N Drake		3 0					
												195 H Marshall		3 1					
												199 N UNC Asheville		3 0					
												209 A UT Martin		3 1					
												210 N Akron		3 0					
												211 N Eastern Ky.		3 0					
												218 A Tulane		3 2					
												263 N McNeese St.		3 1					
												282 H East Carolina		3 0					
LAST 10 GAMES																			
														</					

Non-Div. I Games:

UAB

Average RPI Win: 149		WON-LOST	WINNING	LAST 10	STRENGTH OF		OPP. STRENGTH	TEAM	ADJ	CONF.	ADJ CONF.
Average RPI Loss: 88		RECORD	PCT. RANK	GAMES	SCHEDULE		OF SCHEDULE	RPI	RPI	RPI	RPI
DIV. I ONLY		20-6	.76923	35	5-5		204	65	70	.56404	70
DIV. I NON-CONF.		14-1	.93333	10	0-0		201	84	47	.6017	44
TOTALS		RPI 1-25	RPI 26-50	W-L RECORDS		RPI 51-100	RPI 101-150	RPI 150+			
20-6	1-0		1-2	OVERALL		4-2	4-1	10-1			
8-0	0-0		0-0	HOME		2-0	2-0	4-0			
5-5	1-0		0-1	AWAY		1-2	1-1	2-1			
7-1	0-0		1-1	NEUTRAL		1-0	1-0	4-0			
14-1	1-0		1-1	NON-CONFERENCE		1-0	2-0	9-0			
3-0	0-0		0-0	HOME		0-0	0-0	3-0			
4-0	1-0		0-0	AWAY		0-0	1-0	2-0			
7-1	0-0		1-1	NEUTRAL		1-0	1-0	4-0			
6-5	0-0		0-1	CONFERENCE		3-2	2-1	1-1			
5-0	0-0		0-0	HOME		2-0	2-0	1-0			
1-5	0-0		0-1	AWAY		1-2	0-1	0-1			
0-0	0-0		0-0	NEUTRAL		0-0	0-0	0-0			
RPI S	Opponent	Score	RPI S	Opponent	Score	RPI S	Opponent	Score	RPI S	Opponent	Score
22 A	Tulsa	3 0	32 N	Missouri	3 1	59 A	UC Santa Barbara	2 3	123 A	UC Irvine	1 3
			46 N	North Dakota St.	1 3	59 H	UC Santa Barbara	3 1	123 H	UC Irvine	3 2
			50 A	Long Beach St.	0 3	77 A	Pacific	3 0	135 H	Cal St. Northridge	3 0
						83 N	UTSA	3 0	144 A	Sacramento St.	3 2
						91 A	Cal Poly	0 3	148 N	UNLV	3 0
						91 H	Cal Poly	3 2	153 A	Northern Colo.	3 2
									157 A	Cal St. Fullerton	0 3
									162 N	Colorado	3 1
									172 A	Denver	3 2
									180 N	Drake	3 0
									183 H	Hofstra	3 1
									190 H	UC Riverside	3 0
									202 N	Texas-Arlington	3 0
									237 H	Air Force	3 0
									272 H	Seattle	3 1
									316 N	Ark.-Pine Bluff	3 0
			LAST 10 GAMES								
			91 H	Cal Poly	3 2	135 H	Cal St. Northridge	3 0			
			59 H	UC Santa Barbara	3 1	190 H	UC Riverside	3 0			
			123 A	UC Irvine	1 3	59 A	UC Santa Barbara	2 3			
			157 A	Cal St. Fullerton	0 3	91 A	Cal Poly	0 3			
			50 A	Long Beach St.	0 3	123 H	UC Irvine	3 2			

Non-Div. I Games:

UC Davis

Average RPI Win:	210	WON-LOST RECORD	WINNING PCT. RANK	LAST 10 GAMES	STRENGTH OF SCHEDULE	OPP. STRENGTH OF SCHEDULE	TEAM RPI	ADJ RPI	CONF. RPI	ADJ CONF. RPI				
Average RPI Loss:	87													
DIV. I ONLY		18- 4	.81818	19	8- 2	198	168	68	.56271	71	16	16		
DIV. I NON-CONF.		10- 2	.83333	29	0- 0	209	181	74	.56099	79	15	15		
<hr/>														
TOTALS	RPI 1-25	RPI 26-50		W-L RECORDS		RPI 51-100		RPI 101-150		RPI 150+				
18- 4	0- 1	0- 1		OVERALL		0- 0		2- 1		16- 1				
8- 1	0- 0	0- 0		HOME		0- 0		1- 1		7- 0				
4- 2	0- 1	0- 0		AWAY		0- 0		1- 0		3- 1				
6- 1	0- 0	0- 1		NEUTRAL		0- 0		0- 0		6- 0				
10- 2	0- 1	0- 1		NON-CONFERENCE		0- 0		0- 0		10- 0				
2- 0	0- 0	0- 0		HOME		0- 0		0- 0		2- 0				
2- 1	0- 1	0- 0		AWAY		0- 0		0- 0		2- 0				
6- 1	0- 0	0- 1		NEUTRAL		0- 0		0- 0		6- 0				
8- 2	0- 0	0- 0		CONFERENCE		0- 0		2- 1		6- 1				
6- 1	0- 0	0- 0		HOME		0- 0		1- 1		5- 0				
2- 1	0- 0	0- 0		AWAY		0- 0		1- 0		1- 1				
0- 0	0- 0	0- 0		NEUTRAL		0- 0		0- 0		0- 0				
RPI	S	Opponent	Score		RPI	S	Opponent	Score		RPI	S	Opponent	Score	
21	A	San Diego	0	3	40	N	Missouri St.	0	3	103	H	Delaware	0	3
										105	A	James Madison	3	2
										136	H	Towson	3	0
										169	H	VCU	3	2
										179	A	Harvard	3	1
										183	A	Hofstra	2	3
										183	H	Hofstra	3	0
										190	N	UC Riverside	3	2
										193	H	Georgia St.	3	0
										196	H	Central Conn. St.	3	1
										205	N	Buffalo	3	0
										219	H	William & Mary	3	0
										221	A	George Mason	3	0
										223	A	St. John's (NY)	3	0
										236	H	UNC Wilmington	3	1
										238	H	New Hampshire	3	0
										244	N	Fairleigh Dickinson	3	0
										259	N	Brown	3	0
										286	N	Holy Cross	3	0
										305	N	Navy	3	0
					LAST 10 GAMES									
					169	H	VCU	3	2	193	H	Georgia St.	3	0
					219	H	William & Mary	3	0	236	H	UNC Wilmington	3	1
					183	H	Hofstra	3	0	136	H	Towson	3	0
					105	A	James Madison	3	2	103	H	Delaware	0	3
					221	A	George Mason	3	0	183	A	Hofstra	2	3

Non-Div. I Games:

Northeastern

Average RPI Win:	136	WON-LOST	WINNING	LAST 10	STRENGTH OF	OPP. STRENGTH	TEAM	ADJ	CONF.	ADJ CONF.	
Average RPI Loss:	58	RECORD	PCT. RANK	GAMES	SCHEDULE	OF SCHEDULE	RPI	RPI	RPI	RPI	
DIV. I ONLY	13- 11	.54167	137	5- 5	68	50	79	.56175	72	5	5
DIV. I NON-CONF.	7- 4	.63636	96	0- 1	43	87	61	.59046	56	5	5
<hr/>											
TOTALS	RPI 1-25	RPI 26-50		W-L RECORDS		RPI 51-100		RPI 101-150		RPI 150+	
13- 11	1- 1	2- 4		OVERALL		1- 5		5- 1		4- 0	
8- 4	0- 0	2- 2		HOME		0- 1		3- 1		3- 0	
3- 6	1- 1	0- 2		AWAY		0- 3		1- 0		1- 0	
2- 1	0- 0	0- 0		NEUTRAL		1- 1		1- 0		0- 0	
<hr/>											
7- 4	0- 0	2- 1		NON-CONFERENCE		1- 3		2- 0		2- 0	
5- 1	0- 0	2- 0		HOME		0- 1		1- 0		2- 0	
0- 2	0- 0	0- 1		AWAY		0- 1		0- 0		0- 0	
2- 1	0- 0	0- 0		NEUTRAL		1- 1		1- 0		0- 0	
<hr/>											
6- 7	1- 1	0- 3		CONFERENCE		0- 2		3- 1		2- 0	
3- 3	0- 0	0- 2		HOME		0- 0		2- 1		1- 0	
3- 4	1- 1	0- 1		AWAY		0- 2		1- 0		1- 0	
0- 0	0- 0	0- 0		NEUTRAL		0- 0		0- 0		0- 0	
<hr/>											
RPI S	Opponent	Score	RPI S	Opponent	Score	RPI S	Opponent	Score	RPI S	Opponent	Score
11 A	Florida St.	0 3	29 H	North Carolina	0 3	57 A	Rice	2 3	117 H	North Carolina St.	2 3
25 A	Miami (FL)	3 1	31 H	Kansas St.	3 1	60 A	Clemson	0 3	118 H	Georgia	3 0
			45 A	Duke	0 3	63 A	Virginia Tech	2 3	119 N	Houston Baptist	3 0
			45 H	Duke	1 3	73 N	Furman	3 1	129 H	Maryland	3 1
			48 A	Middle Tenn.	1 3	76 H	Samford	1 3	146 A	Virginia	3 1
			49 H	Louisville	3 2	83 N	UTSA	1 3	150 H	Boston College	3 0
									185 A	Wake Forest	3 1
									185 H	Wake Forest	3 0
									258 H	Mercer	3 0
									298 H	Tennessee Tech	3 0
<hr/>											
			LAST 10 GAMES								
			45 H	Duke	1 3	25 A	Miami (FL)	3 1			
			185 H	Wake Forest	3 0	11 A	Florida St.	0 3			
			48 A	Middle Tenn.	1 3	150 H	Boston College	3 0			
			146 A	Virginia	3 1	129 H	Maryland	3 1			
			63 A	Virginia Tech	2 3	29 H	North Carolina	0 3			

Non-Div. I Games:

Georgia Tech

Average RPI Win: 211		WON-LOST RECORD	WINNING PCT. RANK	LAST 10 GAMES	STRENGTH OF SCHEDULE	OPP. STRENGTH OF SCHEDULE	TEAM RPI	ADJ RPI	CONF. RPI	ADJ CONF. RPI	
Average RPI Loss: 69											
DIV. I ONLY		16- 7	.69565 59	8- 2	111	169	74	.55818 73	18	18	
DIV. I NON-CONF.		7- 5	.58333 131	0- 0	124	99	114	.5355 114	20	22	
<hr/>											
TOTALS		RPI 1-25	RPI 26-50		W-L RECORDS		RPI 51-100		RPI 101-150		RPI 150+
16- 7	0- 1		0- 1	OVERALL		3- 4		0- 1		13- 0	
6- 0	0- 0		0- 0	HOME		2- 0		0- 0		4- 0	
6- 4	0- 0		0- 1	AWAY		0- 2		0- 1		6- 0	
4- 3	0- 1		0- 0	NEUTRAL		1- 2		0- 0		3- 0	
<hr/>											
7- 5	0- 1		0- 1	NON-CONFERENCE		1- 3		0- 0		6- 0	
0- 0	0- 0		0- 0	HOME		0- 0		0- 0		0- 0	
3- 2	0- 0		0- 1	AWAY		0- 1		0- 0		3- 0	
4- 3	0- 1		0- 0	NEUTRAL		1- 2		0- 0		3- 0	
<hr/>											
9- 2	0- 0		0- 0	CONFERENCE		2- 1		0- 1		7- 0	
6- 0	0- 0		0- 0	HOME		2- 0		0- 0		4- 0	
3- 2	0- 0		0- 0	AWAY		0- 1		0- 1		3- 0	
0- 0	0- 0		0- 0	NEUTRAL		0- 0		0- 0		0- 0	
<hr/>											
RPI S	Opponent	Score	RPI S	Opponent	Score	RPI S	Opponent	Score	RPI S	Opponent	Score
12 N	Southern California	0 3	45 A	Duke	1 3	54 N	Wisconsin	3 1	140 A	Ga. Southern	0 3
						60 A	Clemson	0 3	174 A	Fla. Gulf Coast	3 1
						72 N	Georgia Tech	1 3	178 A	Charlotte	3 0
						74 A	Appalachian St.	0 3	188 H	Elon	3 0
						76 H	Samford	3 0	201 A	Davidson	3 1
						81 N	UCF	0 3	222 A	Western Caro.	3 1
						98 H	Col. of Charleston	3 1	242 N	Campbell	3 0
									248 H	UNC Greensboro	3 0
									254 A	Presbyterian	3 0
									275 A	Chattanooga	3 0
									281 H	Wofford	3 0
									292 H	Citadel	3 1
									297 N	Morgan St.	3 0
									301 N	Charleston So.	3 1
<hr/>											
			LAST 10 GAMES								
			275 A	Chattanooga	3 0	292 H	Citadel	3 1			
			188 H	Elon	3 0	98 H	Col. of Charleston	3 1			
			248 H	UNC Greensboro	3 0	281 H	Wofford	3 0			
			222 A	Western Caro.	3 1	76 H	Samford	3 0			
			74 A	Appalachian St.	0 3	140 A	Ga. Southern	0 3			

Non-Div. I Games:

Furman

Average RPI Win: 189		WON-LOST RECORD		WINNING PCT. RANK		LAST 10 GAMES		STRENGTH OF SCHEDULE		OPP. STRENGTH OF SCHEDULE		TEAM RPI		ADJ RPI		CONF. RPI		ADJ CONF. RPI	
DIV. I ONLY		18- 8		.69231 66		8- 2		105		171		72		.55746 74		18		18	
DIV. I NON-CONF.		8- 6		.57143 138		0- 0		112		98		112		.53618 111		20		22	
TOTALS		RPI 1-25		RPI 26-50		W-L RECORDS		RPI 51-100		RPI 101-150		RPI 150+							
18- 8		0- 0		0- 2		OVERALL		2- 2		4- 2		12- 2							
11- 1		0- 0		0- 0		HOME		2- 0		1- 0		8- 1							
4- 4		0- 0		0- 1		AWAY		0- 2		2- 0		2- 1							
3- 3		0- 0		0- 1		NEUTRAL		0- 0		1- 2		2- 0							
8- 6		0- 0		0- 2		NON-CONFERENCE		0- 1		3- 2		5- 1							
4- 1		0- 0		0- 0		HOME		0- 0		1- 0		3- 1							
1- 2		0- 0		0- 1		AWAY		0- 1		1- 0		0- 0							
3- 3		0- 0		0- 1		NEUTRAL		0- 0		1- 2		2- 0							
10- 2		0- 0		0- 0		CONFERENCE		2- 1		1- 0		7- 1							
7- 0		0- 0		0- 0		HOME		2- 0		0- 0		5- 0							
3- 2		0- 0		0- 0		AWAY		0- 1		1- 0		2- 1							
0- 0		0- 0		0- 0		NEUTRAL		0- 0		0- 0		0- 0							
RPI S	Opponent	Score		RPI S	Opponent	Score		RPI S	Opponent	Score		RPI S	Opponent	Score					
				28 N	Western Mich.	1	3	73 H	Furman	3	0	105 A	James Madison	3	0				
				42 A	Kansas	0	3	76 H	Samford	3	1	110 N	Georgetown	0	3				
								95 A	Morehead St.	1	3	117 H	North Carolina St.	3	1				
								98 A	Col. of Charleston	0	3	139 N	Belmont	3	0				
												140 A	Ga. Southern	3	1				
												147 N	South Dakota St.	1	3				
												170 H	Kennesaw St.	3	0				
												178 H	Charlotte	2	3				
												185 H	Wake Forest	3	0				
												188 A	Elon	1	3				
												188 H	Elon	3	0				
												208 N	East Tenn. St.	3	1				
												219 H	William & Mary	3	2				
												221 N	George Mason	3	1				
												222 H	Western Caro.	3	0				
												248 A	UNC Greensboro	3	1				
												248 H	UNC Greensboro	3	1				
												275 H	Chattanooga	3	0				
												281 H	Wofford	3	0				
												292 A	Citadel	3	1				
LAST 10 GAMES				LAST 10 GAMES				LAST 10 GAMES											
				188 H	Elon	3	0	73 H	Furman	3	0								
				248 H	UNC Greensboro	3	1	222 H	Western Caro.	3	0								
				292 A	Citadel	3	1	140 A	Ga. Southern	3	1								
				98 A	Col. of Charleston	0	3	248 A	UNC Greensboro	3	1								
				281 H	Wofford	3	0	188 A	Elon	1	3								

Non-Div. I Games:

Appalachian St.

Average RPI Win:	202	WON-LOST	WINNING	LAST 10	STRENGTH OF	OPP. STRENGTH	TEAM	ADJ	CONF.	ADJ CONF.		
Average RPI Loss:	43	RECORD	PCT. RANK	GAMES	SCHEDULE	OF SCHEDULE	RPI	RPI	RPI	RPI		
DIV. I ONLY		16- 7	.69565	59	6- 4	138	126	75	.55722	75	15	15
DIV. I NON-CONF.		8- 3	.72727	59	0- 0	157	138	85	.5559	86	16	16
<hr/>												
TOTALS	RPI 1-25	RPI 26-50		W-L RECORDS		RPI 51-100		RPI 101-150		RPI 150+		
16- 7	0- 0	0- 6		OVERALL		2- 1		0- 0		14- 0		
7- 2	0- 0	0- 2		HOME		1- 0		0- 0		6- 0		
4- 3	0- 0	0- 3		AWAY		1- 0		0- 0		3- 0		
5- 2	0- 0	0- 1		NEUTRAL		0- 1		0- 0		5- 0		
<hr/>												
8- 3	0- 0	0- 2		NON-CONFERENCE		1- 1		0- 0		7- 0		
2- 0	0- 0	0- 0		HOME		0- 0		0- 0		2- 0		
1- 1	0- 0	0- 1		AWAY		1- 0		0- 0		0- 0		
5- 2	0- 0	0- 1		NEUTRAL		0- 1		0- 0		5- 0		
<hr/>												
8- 4	0- 0	0- 4		CONFERENCE		1- 0		0- 0		7- 0		
5- 2	0- 0	0- 2		HOME		1- 0		0- 0		4- 0		
3- 2	0- 0	0- 2		AWAY		0- 0		0- 0		3- 0		
0- 0	0- 0	0- 0		NEUTRAL		0- 0		0- 0		0- 0		
<hr/>												
RPI S	Opponent	Score	RPI S	Opponent	Score	RPI S	Opponent	Score	RPI S	Opponent	Score	
			26 A	Western Ky.	0 3	81 A	UCF	3 2	152 H	Troy	3 1	
			26 H	Western Ky.	0 3	93 H	Arkansas St.	3 2	172 A	Denver	3 1	
			27 A	California	0 3	96 N	Auburn	2 3	175 A	North Texas	3 1	
			32 N	Missouri	0 3				190 N	UC Riverside	3 0	
			48 A	Middle Tenn.	0 3				194 N	Fairfield	3 0	
			48 H	Middle Tenn.	0 3				208 N	East Tenn. St.	3 1	
									213 H	UALR	3 0	
									218 H	Tulane	3 2	
									234 N	Jacksonville	3 0	
									241 H	South Ala.	3 0	
									255 N	Austin Peay	3 0	
									261 H	Florida A&M	3 0	
									270 A	Fla. Atlantic	3 0	
									270 H	Fla. Atlantic	3 0	
			LAST 10 GAMES									
			241 H	South Ala.	3 0	48 A	Middle Tenn.	0 3				
			152 H	Troy	3 1	26 A	Western Ky.	0 3				
			270 H	Fla. Atlantic	3 0	270 A	Fla. Atlantic	3 0				
			213 H	UALR	3 0	48 H	Middle Tenn.	0 3				
			93 H	Arkansas St.	3 2	26 H	Western Ky.	0 3				

Non-Div. I Games:

FIU

Average RPI Win:	227	WON-LOST RECORD	WINNING PCT. RANK	LAST 10 GAMES	STRENGTH OF SCHEDULE	OPP. STRENGTH OF SCHEDULE	TEAM RPI	ADJ RPI	CONF. RPI	ADJ CONF. RPI		
DIV. I ONLY		23- 3	.88462	6	9- 1	249	259	76	.55721	76	18	18
DIV. I NON-CONF.		13- 1	.92857	12	0- 0	281	294	96	.54817	95	20	22
<hr/>												
TOTALS	RPI 1-25	RPI 26-50		W-L RECORDS		RPI 51-100		RPI 101-150		RPI 150+		
23- 3	0- 0	0- 0		OVERALL		3- 2		2- 1		18- 0		
10- 0	0- 0	0- 0		HOME		2- 0		1- 0		7- 0		
6- 2	0- 0	0- 0		AWAY		1- 2		1- 0		4- 0		
7- 1	0- 0	0- 0		NEUTRAL		0- 0		0- 1		7- 0		
13- 1	0- 0	0- 0		NON-CONFERENCE		2- 0		1- 1		10- 0		
4- 0	0- 0	0- 0		HOME		1- 0		1- 0		2- 0		
2- 0	0- 0	0- 0		AWAY		1- 0		0- 0		1- 0		
7- 1	0- 0	0- 0		NEUTRAL		0- 0		0- 1		7- 0		
10- 2	0- 0	0- 0		CONFERENCE		1- 2		1- 0		8- 0		
6- 0	0- 0	0- 0		HOME		1- 0		0- 0		5- 0		
4- 2	0- 0	0- 0		AWAY		0- 2		1- 0		3- 0		
0- 0	0- 0	0- 0		NEUTRAL		0- 0		0- 0		0- 0		
RPI	S	Opponent	Score	RPI	S	Opponent	Score	RPI	S	Opponent	Score	
						72 A Georgia Tech	3 1	118 N Georgia	1	3		
						73 A Furman	0 3	134 H Alabama	3	2		
						74 A Appalachian St.	1 3	140 A Ga. Southern	3	1		
						93 H Arkansas St.	3 2	152 H Troy	3	0		
						98 H Col. of Charleston	3 0	188 H Elon	3	1		
								199 H UNC Asheville	3	0		
								201 A Davidson	3	0		
								222 A Western Caro.	3	0		
								248 H UNC Greensboro	3	0		
								258 N Mercer	3	0		
								264 N Louisiana Tech	3	0		
								275 A Chattanooga	3	1		
								275 H Chattanooga	3	0		
								281 H Wofford	3	0		
								285 N Hampton	3	0		
								290 N Stetson	3	0		
								292 H Citadel	3	0		
								294 N Alabama A&M	3	0		
								311 N Southeastern La.	3	1		
								313 A Bethune-Cookman	3	0		
								327 N Savannah St.	3	0		
				LAST 10 GAMES								
				281 H Wofford	3 0	98 H Col. of Charleston	3 0					
				275 A Chattanooga	3 1	188 H Elon	3 1					
				140 A Ga. Southern	3 1	248 H UNC Greensboro	3 0					
				201 A Davidson	3 0	275 H Chattanooga	3 0					
				292 H Citadel	3 0	73 A Furman	0 3					

Non-Div. I Games:

Samford

Average RPI Win:		142	WON-LOST RECORD		WINNING PCT. RANK		LAST 10 GAMES		STRENGTH OF SCHEDULE		OPP. STRENGTH OF SCHEDULE		TEAM RPI		ADJ RPI		CONF. RPI		ADJ CONF. RPI				
DIV. I ONLY			15- 9		.625 101		6- 4		103		58		77		.55706 77		9		8				
DIV. I NON-CONF.			9- 4		.69231 78		0- 0		66		65		56		.58729 58		7		7				
TOTALS		RPI 1-25		RPI 26-50		W-L RECORDS		RPI 51-100		RPI 101-150		RPI 150+											
15- 9		0- 2		0- 2		OVERALL		3- 4		7- 0		5- 1											
9- 4		0- 0		0- 1		HOME		2- 2		5- 0		2- 1											
3- 4		0- 1		0- 1		AWAY		0- 2		1- 0		2- 0											
3- 1		0- 1		0- 0		NEUTRAL		1- 0		1- 0		1- 0											
9- 4		0- 2		0- 1		NON-CONFERENCE		2- 0		4- 0		3- 1											
5- 2		0- 0		0- 1		HOME		1- 0		3- 0		1- 1											
1- 1		0- 1		0- 0		AWAY		0- 0		0- 0		1- 0											
3- 1		0- 1		0- 0		NEUTRAL		1- 0		1- 0		1- 0											
6- 5		0- 0		0- 1		CONFERENCE		1- 4		3- 0		2- 0											
4- 2		0- 0		0- 0		HOME		1- 2		2- 0		1- 0											
2- 3		0- 0		0- 1		AWAY		0- 2		1- 0		1- 0											
0- 0		0- 0		0- 0		NEUTRAL		0- 0		0- 0		0- 0											
RPI	S	Opponent		Score		RPI	S	Opponent		Score		RPI	S	Opponent		Score							
8	A	Hawaii		1	3	45	H	Duke		1	3	57	N	Rice		3	2	107	H	Duquesne	3	0	
24	N	Cincinnati		0	3	50	A	Long Beach St.		1	3	59	A	UC Santa Barbara		1	3	120	H	Mississippi St.	3	0	
												59	H	UC Santa Barbara		2	3	123	A	UC Irvine		3	0
												70	H	UC Davis		0	3	123	H	UC Irvine		3	2
												91	A	Cal Poly		0	3	132	H	Loyola Marymount		3	0
												91	H	Cal Poly		3	0	135	H	Cal St. Northridge		3	1
												92	H	Army		3	0	149	N	Utah St.		3	0
																		157	A	Cal St. Fullerton		3	0
																		163	N	Boise St.		3	2
																		181	H	San Jose St.		1	3
																		190	H	UC Riverside		3	0
																		228	A	Southern Utah		3	0
																		269	H	CSU Bakersfield		3	0

Average RPI Win:	148	WON-LOST RECORD	WINNING PCT. RANK	LAST 10 GAMES	STRENGTH OF SCHEDULE	OPP. STRENGTH OF SCHEDULE	TEAM RPI	ADJ RPI	CONF. RPI	ADJ CONF. RPI	
DIV. I ONLY		13- 10	.56522 129	4- 6	88	22	80	.55567 78	2	2	
DIV. I NON-CONF.		9- 2	.81818 33	0- 0	233	151	89	.54912 93	1	1	
<hr/>											
TOTALS	RPI 1-25	RPI 26-50		W-L RECORDS	RPI 51-100		RPI 101-150		RPI 150+		
13- 10	1- 5	0- 2		OVERALL	2- 1		5- 1		5- 1		
6- 4	1- 3	0- 1		HOME	2- 0		2- 0		1- 0		
3- 5	0- 2	0- 1		AWAY	0- 1		2- 1		1- 0		
4- 1	0- 0	0- 0		NEUTRAL	0- 0		1- 0		3- 1		
<hr/>											
9- 2	0- 0	0- 0		NON-CONFERENCE	1- 0		3- 1		5- 1		
3- 0	0- 0	0- 0		HOME	1- 0		1- 0		1- 0		
2- 1	0- 0	0- 0		AWAY	0- 0		1- 1		1- 0		
4- 1	0- 0	0- 0		NEUTRAL	0- 0		1- 0		3- 1		
<hr/>											
4- 8	1- 5	0- 2		CONFERENCE	1- 1		2- 0		0- 0		
3- 4	1- 3	0- 1		HOME	1- 0		1- 0		0- 0		
1- 4	0- 2	0- 1		AWAY	0- 1		1- 0		0- 0		
0- 0	0- 0	0- 0		NEUTRAL	0- 0		0- 0		0- 0		
<hr/>											
RPI S	Opponent	Score	RPI S	Opponent	Score	RPI S	Opponent	Score	RPI S	Opponent	Score
1	H Illinois	0 3	37	H Michigan St.	1 3	54	A Wisconsin	0 3	107	H Duquesne	3 1
6	A Minnesota	1 3	38	A Ohio St.	1 3	54	H Wisconsin	3 2	116	A Utah	3 0
6	H Minnesota	3 0				66	H New Mexico St.	3 0	122	A Ole Miss	1 3
10	H Purdue	1 3							125	A Iowa	3 0
14	A Penn St.	2 3							133	H Indiana	3 0
19	H Michigan	2 3							135	N Cal St. Northridge	3 0
									165	N Central Ark.	2 3
									187	H Colgate	3 0
									213	N UALR	3 0
									220	A Ill.-Chicago	3 0
									277	N Weber St.	3 0
									283	N Loyola Chicago	3 0
<hr/>											
			LAST 10 GAMES								
			54 H Wisconsin 3 2			37 H Michigan St. 1 3					
			6 H Minnesota 3 0			38 A Ohio St. 1 3					
			125 A Iowa 3 0			14 A Penn St. 2 3					
			1 H Illinois 0 3			133 H Indiana 3 0					
			19 H Michigan 2 3			10 H Purdue 1 3					

Non-Div. I Games:

Northwestern

Average RPI Win:		178	WON-LOST RECORD		WINNING PCT. RANK		LAST 10 GAMES		STRENGTH OF SCHEDULE		OPP. STRENGTH OF SCHEDULE		TEAM RPI		ADJ RPI		CONF. RPI		ADJ CONF. RPI					
DIV. I ONLY			12- 9		.57143		127		7- 3		77		94		84		.55563		79		17		17	
DIV. I NON-CONF.			4- 6		.4		220		0- 0		9		14		64		.58654		62		17		17	
TOTALS		RPI 1-25		RPI 26-50		W-L RECORDS		RPI 51-100		RPI 101-150		RPI 150+												
12- 9		0- 3		1- 3		OVERALL		1- 1		3- 1		7- 1												
5- 1		0- 0		0- 0		HOME		1- 0		1- 0		3- 1												
5- 4		0- 1		0- 2		AWAY		0- 1		2- 0		3- 0												
2- 4		0- 2		1- 1		NEUTRAL		0- 0		0- 1		1- 0												
4- 6		0- 3		1- 2		NON-CONFERENCE		1- 0		1- 1		1- 0												
1- 0		0- 0		0- 0		HOME		1- 0		0- 0		0- 0												
1- 2		0- 1		0- 1		AWAY		0- 0		1- 0		0- 0												
2- 4		0- 2		1- 1		NEUTRAL		0- 0		0- 1		1- 0												
8- 3		0- 0		0- 1		CONFERENCE		0- 1		2- 0		6- 1												
4- 1		0- 0		0- 0		HOME		0- 0		1- 0		3- 1												
4- 2		0- 0		0- 1		AWAY		0- 1		1- 0		3- 0												
0- 0		0- 0		0- 0		NEUTRAL		0- 0		0- 0		0- 0												
RPI	S	Opponent		Score		RPI	S	Opponent		Score		RPI	S	Opponent		Score								
5	A	UNI		0	3	29	A	North Carolina		0	3	85	A	Xavier		1	3							
6	N	Minnesota		0	3	34	A	Dayton		1	3	93	H	Arkansas St.		3	1							
22	N	Tulsa		1	3	36	N	Marquette		3	1													
						42	N	Kansas		0	3													
							</																	

Non-Div. I Games:

Saint Louis

Average RPI Win:		146	WON-LOST	WINNING	LAST 10	STRENGTH OF		OPP. STRENGTH	TEAM	ADJ	CONF.	ADJ CONF.
Average RPI Loss:		65	RECORD	PCT. RANK	GAMES	SCHEDULE		OF SCHEDULE	RPI	RPI	RPI	RPI
DIV. I ONLY		13- 11		.54167	137	4- 6		72	70	83	.5543	80
DIV. I NON-CONF.		8- 5		.61538	111	0- 0		64	90	69	.56879	69
TOTALS		RPI 1-25		RPI 26-50		W-L RECORDS		RPI 51-100		RPI 101-150		RPI 150+
13- 11		1- 3		0- 3		OVERALL		2- 2		5- 2		5- 1
7- 3		1- 1		0- 0		HOME		1- 2		2- 0		3- 0
3- 5		0- 2		0- 0		AWAY		1- 0		1- 2		1- 1
3- 3		0- 0		0- 3		NEUTRAL		0- 0		2- 0		1- 0
8- 5		0- 1		0- 3		NON-CONFERENCE		1- 0		3- 1		4- 0
4- 0		0- 0		0- 0		HOME		1- 0		0- 0		3- 0
1- 2		0- 1		0- 0		AWAY		0- 0		1- 1		0- 0
3- 3		0- 0		0- 3		NEUTRAL		0- 0		2- 0		1- 0
5- 6		1- 2		0- 0		CONFERENCE		1- 2		2- 1		1- 1
3- 3		1- 1		0- 0		HOME		0- 2		2- 0		0- 0
2- 3		0- 1		0- 0		AWAY		1- 0		0- 1		1- 1
0- 0		0- 0		0- 0		NEUTRAL		0- 0		0- 0		0- 0
RPI S	Opponent	Score	RPI S	Opponent	Score	RPI S	Opponent	Score	RPI S	Opponent	Score	
8 A	Hawaii	0 3	39 N	Arizona	2 3	51 H	BYU	1 3	108 A	Santa Clara	1 3	
16 H	Pepperdine	1 3	44 N	Wichita St.	2 3	62 A	St. Mary's (CA)	3 1	108 H	Santa Clara	3 1	
21 A	San Diego	1 3	47 N	Baylor	0 3	62 H	St. Mary's (CA)	1 3	126 A	Washington St.	2 3	
21 H	San Diego	3 0				91 H	Cal Poly	3 0	132 H	Loyola Marymount	3 0	
									142 N	Fresno St.	3 0	
									143 N	Sam Houston St.	3 0	
									148 A	UNLV	3 0	
									151 H	Memphis	3 2	
									158 H	Columbia	3 0	
									192 A	Portland	2 3	
									198 A	Gonzaga	3 0	
									239 N	Manhattan	3 0	
									307 H	Providence	3 0	
LAST 10 GAMES												
21 A	San Diego	1 3	132 H	Loyola Marymount	3 0							
51 H	BYU	1 3	108 H	Santa Clara	3 1							
108 A	Santa Clara	1 3	192 A	Portland	2 3							
62 H	St. Mary's (CA)	1 3	198 A	Gonzaga	3 0							
16 H	Pepperdine	1 3	62 A	St. Mary's (CA)	3 1							

Non-Div. I Games:

San Francisco

Average RPI Win:		150	WON-LOST RECORD		WINNING PCT. RANK		LAST 10 GAMES		STRENGTH OF SCHEDULE		OPP. STRENGTH OF SCHEDULE		TEAM RPI		ADJ RPI		CONF. RPI		ADJ CONF. RPI					
Average RPI Loss:		93																						
DIV. I ONLY			15- 9		.625		101		5- 5		89		87		73		.55413		81		11		11	
DIV. I NON-CONF.			8- 3		.72727		59		0- 0		99		111		65		.57866		67		9		9	
TOTALS		RPI 1-25		RPI 26-50		W-L RECORDS		RPI 51-100		RPI 101-150		RPI 150+												
15- 9		1- 1		1- 2		OVERALL		3- 3		3- 0		7- 3												
10- 6		0- 1		1- 1		HOME		1- 3		3- 0		5- 1												
3- 3		0- 0		0- 1		AWAY		1- 0		0- 0		2- 2												
2- 0		1- 0		0- 0		NEUTRAL		1- 0		0- 0		0- 0												
8- 3		1- 0		0- 1		NON-CONFERENCE		1- 1		1- 0		5- 1												
5- 3		0- 0		0- 1		HOME		0- 1		1- 0		4- 1												
1- 0		0- 0		0- 0		AWAY		0- 0		0- 0		1- 0												
2- 0		1- 0		0- 0		NEUTRAL		1- 0		0- 0		0- 0												
7- 6		0- 1		1- 1		CONFERENCE		2- 2		2- 0		2- 2												
5- 3		0- 1		1- 0		HOME		1- 2		2- 0		1- 0												
2- 3		0- 0		0- 1		AWAY		1- 0		0- 0		1- 2												
0- 0		0- 0		0- 0		NEUTRAL		0- 0		0- 0		0- 0												
RPI	S	Opponent		Score		RPI	S	Opponent		Score		RPI	S	Opponent		Score								
12	N	Southern California		3	0	37	H	Michigan St.		0	3	57	A	Rice		3	1							
22	H	Tulsa		1	3	43	A	Houston		1	3	57	H	Rice		3	1							
						43	H	Houston		3	2	69	H	UAB		1	3							
												69	H	UAB		2	3							
												73	N	Furman		3	0							
												75	H	FIU		2	3							
														104 H UTEP		3	0							
														109 H SMU		3	0							
														141 H Pittsburgh		3	0							
														156 H South Fla.		1	3							
														173 A Southern Miss.		2	3							
														174 A Fla. Gulf Coast		3	0							
														195 A Marshall		0	3							
														218 H Tulane		3	0							
														225 H North Florida		3	1							
														241 H South Ala.		3	0							
														248 H UNC Greensboro		3	0							
														270 H Fla. Atlantic		3	0							
														282 A East Carolina		3	0							
LAST 10 GAMES																								
						57	H	Rice		3	1	57	A	Rice		3	1							
						43	H	Houston		3	2	69	H	UAB		2	3							
						173	A	Southern Miss.		2	3	69	H	UAB		1	3							
						218	H	Tulane		3	0	195	A	Marshall		0	3							
						43	A	Houston		1	3	282	A	East Carolina		3	0							

Non-Div. I Games:

UCF

Average RPI Win:	206	WON-LOST RECORD	WINNING PCT. RANK	LAST 10 GAMES	STRENGTH OF SCHEDULE	OPP. STRENGTH OF SCHEDULE	TEAM RPI	ADJ RPI	CONF. RPI	ADJ CONF. RPI		
Average RPI Loss:	87											
DIV. I ONLY		16- 7	.69565	59	9- 1	108	189	78	.55378	82	23	24
DIV. I NON-CONF.		7- 6	.53846	154	2- 0	80	123	110	.53461	117	24	23
<hr/>												
TOTALS	RPI 1-25	RPI 26-50		W-L RECORDS		RPI 51-100		RPI 101-150		RPI 150+		
16- 7	0- 0	1- 2		OVERALL		0- 3		1- 1		14- 1		
9- 2	0- 0	1- 1		HOME		0- 1		1- 0		7- 0		
5- 3	0- 0	0- 1		AWAY		0- 1		0- 1		5- 0		
2- 2	0- 0	0- 0		NEUTRAL		0- 1		0- 0		2- 1		
<hr/>												
7- 6	0- 0	1- 2		NON-CONFERENCE		0- 3		0- 0		6- 1		
4- 2	0- 0	1- 1		HOME		0- 1		0- 0		3- 0		
1- 2	0- 0	0- 1		AWAY		0- 1		0- 0		1- 0		
2- 2	0- 0	0- 0		NEUTRAL		0- 1		0- 0		2- 1		
<hr/>												
9- 1	0- 0	0- 0		CONFERENCE		0- 0		1- 1		8- 0		
5- 0	0- 0	0- 0		HOME		0- 0		1- 0		4- 0		
4- 1	0- 0	0- 0		AWAY		0- 0		0- 1		4- 0		
0- 0	0- 0	0- 0		NEUTRAL		0- 0		0- 0		0- 0		
<hr/>												
RPI S	Opponent	Score	RPI S	Opponent	Score	RPI S	Opponent	Score	RPI S	Opponent	Score	
			26 H	Western Ky.	0 3	58 A	Notre Dame	0 3	139 A	Belmont	1 3	
			43 A	Houston	0 3	85 N	Xavier	0 3	139 H	Belmont	3 2	
			49 H	Louisville	3 1	93 H	Arkansas St.	1 3	161 N	Valparaiso	3 1	
									165 N	Central Ark.	2 3	
									170 A	Kennesaw St.	3 0	
									171 A	Evansville	3 1	
									174 H	Fla. Gulf Coast	3 1	
									178 H	Charlotte	3 0	
									192 N	Portland	3 2	
									208 H	East Tenn. St.	3 0	
									225 A	North Florida	3 0	
									234 A	Jacksonville	3 0	
									255 H	Austin Peay	3 0	
									258 A	Mercer	3 0	
									287 H	S.C. Upstate	3 0	
									290 H	Stetson	3 0	
									298 H	Tennessee Tech	3 1	
<hr/>												
LAST 10 GAMES												
			139 A	Belmont	1 3	234 A	Jacksonville	3 0				
			174 H	Fla. Gulf Coast	3 1	139 H	Belmont	3 2				
			290 H	Stetson	3 0	208 H	East Tenn. St.	3 0				
			49 H	Louisville	3 1	287 H	S.C. Upstate	3 0				
			225 A	North Florida	3 0	171 A	Evansville	3 1				

Non-Div. I Games:

Lipscomb

U
T
S
A

UTSA

Average RPI Win: 205		WON-LOST	WINNING	LAST 10	STRENGTH OF		OPP. STRENGTH	TEAM	ADJ		CONF.	ADJ CONF.
Average RPI Loss: 111		RECORD	PCT. RANK	GAMES	SCHEDULE		OF SCHEDULE	RPI	RPI		RPI	RPI
DIV. I ONLY		20- 6	.76923	35	10- 0		200	170	85		.55237	84
DIV. I NON-CONF.		8- 5	.61538	111	0- 0		163	187	133		.52222	134
TOTALS		RPI 1-25	RPI 26-50		W-L RECORDS		RPI 51-100		RPI 101-150		RPI 150+	
20- 6		0- 0	0- 0		OVERALL		0- 2		2- 4		18- 0	
10- 3		0- 0	0- 0		HOME		0- 2		1- 1		9- 0	
5- 2		0- 0	0- 0		AWAY		0- 0		1- 2		4- 0	
5- 1		0- 0	0- 0		NEUTRAL		0- 0		0- 1		5- 0	
8- 5		0- 0	0- 0		NON-CONFERENCE		0- 1		0- 4		8- 0	
2- 2		0- 0	0- 0		HOME		0- 1		0- 1		2- 0	
1- 2		0- 0	0- 0		AWAY		0- 0		0- 2		1- 0	
5- 1		0- 0	0- 0		NEUTRAL		0- 0		0- 1		5- 0	
12- 1		0- 0	0- 0		CONFERENCE		0- 1		2- 0		10- 0	
8- 1		0- 0	0- 0		HOME		0- 1		1- 0		7- 0	
4- 0		0- 0	0- 0		AWAY		0- 0		1- 0		3- 0	
0- 0		0- 0	0- 0		NEUTRAL		0- 0		0- 0		0- 0	
RPI S	Opponent	Score	RPI S	Opponent	Score	RPI S	Opponent	Score	RPI S	Opponent	Score	
						66 H	New Mexico St.	1 3	112 N	Syracuse	0 3	
						83 H	UTSA	0 3	119 H	Houston Baptist	2 3	
									134 A	Alabama	2 3	
									143 A	Sam Houston St.	3 0	
									143 H	Sam Houston St.	3 1	
									149 A	Utah St.	2 3	
									154 H	West Virginia	3 0	
									155 A	Stephen F. Austin	3 0	
									155 H	Stephen F. Austin	3 0	
									165 H	Central Ark.	3 1	
									170 N	Kennesaw St.	3 0	
									175 A	North Texas	3 0	
									184 N	Idaho St.	3 0	
									202 A	Texas-Arlington	3 0	
									202 H	Texas-Arlington	3 1	
									203 H	A&M-Corpus Christi	3 0	
									240 A	Northwestern St.	3 1	
									240 H	Northwestern St.	3 0	
									243 H	La.-Lafayette	3 1	
									245 H	Lamar	3 1	
									246 N	Jackson St.	3 0	
									255 N	Austin Peay	3 1	
									263 H	McNeese St.	3 1	
									309 N	Alabama St.	3 1	
LAST 10 GAMES												
						143 H	Sam Houston St.	3 1	155 A	Stephen F. Austin	3 0	
						155 H	Stephen F. Austin	3 0	240 A	Northwestern St.	3 1	
						165 H	Central Ark.	3 1	202 A	Texas-Arlington	3 0	
						202 H	Texas-Arlington	3 1	263 H	McNeese St.	3 1	
						143 A	Sam Houston St.	3 0	245 H	Lamar	3 1	

Non-Div. I Games:

Texas St.

x
a
v
i
e
r

Xavier

Average RPI Win:		170	WON-LOST RECORD		WINNING PCT. RANK		LAST 10 GAMES		STRENGTH OF SCHEDULE		OPP. STRENGTH OF SCHEDULE		TEAM RPI		ADJ RPI		CONF. RPI		ADJ CONF. RPI	
Average RPI Loss:		45																		
DIV. I ONLY			15- 8		.65217 92		5- 5		143		77		86		.551 86		4		4	
DIV. I NON-CONF.			7- 3		.7 71		0- 0		196		196		124		.53036 123		4		4	
TOTALS		RPI 1-25		RPI 26-50		W-L RECORDS		RPI 51-100		RPI 101-150		RPI 150+								
15- 8		0- 4		0- 1		OVERALL		3- 2		6- 1		6- 0								
7- 4		0- 3		0- 0		HOME		1- 0		3- 1		3- 0								
5- 3		0- 1		0- 1		AWAY		2- 1		3- 0		0- 0								
3- 1		0- 0		0- 0		NEUTRAL		0- 1		0- 0		3- 0								
7- 3		0- 1		0- 1		NON-CONFERENCE		1- 1		0- 0		6- 0								
3- 1		0- 1		0- 0		HOME		0- 0		0- 0		3- 0								
1- 1		0- 0		0- 1		AWAY		1- 0		0- 0		0- 0								
3- 1		0- 0		0- 0		NEUTRAL		0- 1		0- 0		3- 0								
8- 5		0- 3		0- 0		CONFERENCE		2- 1		6- 1		0- 0								
4- 3		0- 2		0- 0		HOME		1- 0		3- 1		0- 0								
4- 2		0- 1		0- 0		AWAY		1- 1		3- 0		0- 0								
0- 0		0- 0		0- 0		NEUTRAL		0- 0		0- 0		0- 0								
RPI S	Opponent		Score		RPI S	Opponent		Score		RPI S	Opponent		Score		RPI S	Opponent		Score		
13 H	Kentucky		0 3		26 A	Western Ky.		1 3		56 A	Arkansas		0 3		118 H	Georgia		3 1		
15 H	Tennessee		1 3							66 A	New Mexico St.		3 1		120 A	Mississippi St.		3 2		
17 A	Florida		0 3							85 N	Xavier		2 3		120 H	Mississippi St.		3 0		
25 H	Miami (FL)		2 3							96 H	Auburn		3 1		122 A	Ole Miss		3 2		
										99 A	South Carolina		3 1		122 H	Ole Miss		2 3		
															134 A	Alabama		3 1		
															134 H	Alabama		3 0		
															185 N	Wake Forest		3 0		
															213 N	UALR		3 1		
															243 H	La.-Lafayette		3 0		
															260 H	Jacksonville St.		3 0		
															314 N	Grambling		3 0		
															326 H	Alcorn St.		3 0		
					LAST 10 GAMES															
					120 A	Mississippi St.		3 2		118 H	Georgia		3 1							
					56 A	Arkansas		0 3		17 A	Florida		0 3							
					122 H	Ole Miss		2 3		99 A	South Carolina		3 1							
					134 H	Alabama		3 0		13 H	Kentucky		0 3							
					96 H	Auburn		3 1		15 H	Tennessee		1 3							

Non-Div. I Games:

LSU

Average RPI Win:	226	WON-LOST	WINNING	LAST 10	STRENGTH OF	OPP. STRENGTH	TEAM	ADJ	CONF.	ADJ CONF.	
Average RPI Loss:	102	RECORD	PCT. RANK	GAMES	SCHEDULE	OF SCHEDULE	RPI	RPI	RPI	RPI	
DIV. I ONLY	19- 7	.73077	48	8- 2	142	240	81	.54906	87	29	29
DIV. I NON-CONF.	10- 5	.66667	81	1- 0	97	143	73	.56383	73	29	29
<hr/>											
TOTALS	RPI 1-25	RPI 26-50		W-L RECORDS	RPI 51-100		RPI 101-150		RPI 150+		
19- 7	0- 0	0- 3		OVERALL	2- 0		1- 2		16- 2		
8- 2	0- 0	0- 1		HOME	0- 0		0- 0		8- 1		
7- 3	0- 0	0- 1		AWAY	1- 0		1- 1		5- 1		
4- 2	0- 0	0- 1		NEUTRAL	1- 0		0- 1		3- 0		
<hr/>											
10- 5	0- 0	0- 3		NON-CONFERENCE	2- 0		1- 2		7- 0		
3- 1	0- 0	0- 1		HOME	0- 0		0- 0		3- 0		
3- 2	0- 0	0- 1		AWAY	1- 0		1- 1		1- 0		
4- 2	0- 0	0- 1		NEUTRAL	1- 0		0- 1		3- 0		
<hr/>											
9- 2	0- 0	0- 0		CONFERENCE	0- 0		0- 0		9- 2		
5- 1	0- 0	0- 0		HOME	0- 0		0- 0		5- 1		
4- 1	0- 0	0- 0		AWAY	0- 0		0- 0		4- 1		
0- 0	0- 0	0- 0		NEUTRAL	0- 0		0- 0		0- 0		
<hr/>											
RPI S	Opponent	Score	RPI S	Opponent	Score	RPI S	Opponent	Score	RPI S	Opponent	Score
			33 N	Ball St.	1 3	90 N	Yale	3 1	103 N	Delaware	1 3
			36 H	Marquette	1 3	92 A	Army	3 0	112 A	Syracuse	0 3
			37 A	Michigan St.	0 3				129 A	Maryland	3 2
									167 A	Connecticut	3 1
									169 N	VCU	3 2
									176 A	Long Island	2 3
									196 A	Central Conn. St.	3 1
									196 H	Central Conn. St.	3 1
									214 H	Robert Morris	1 3
									235 H	Rutgers	3 0
									244 A	Fairleigh Dickinson	3 0
									244 H	Fairleigh Dickinson	3 0
									256 N	Siena	3 0
									259 H	Brown	3 0
									262 A	Bryant	3 1
									262 H	Bryant	3 2
									265 H	Hartford	3 0
									299 H	Quinnipiac	3 0
									302 N	Youngstown St.	3 0
									308 H	Saint Francis (PA)	3 0
									323 A	St. Francis (NY)	3 0
<hr/>											
LAST 10 GAMES											
			244 A	Fairleigh Dickinson	3 0	299 H	Quinnipiac	3 0			
			176 A	Long Island	2 3	323 A	St. Francis (NY)	3 0			
			196 H	Central Conn. St.	3 1	92 A	Army	3 0			
			308 H	Saint Francis (PA)	3 0	196 A	Central Conn. St.	3 1			
			214 H	Robert Morris	1 3	262 A	Bryant	3 1			

Non-Div. I Games:

Sacred Heart

Average RPI Win:		160	WON-LOST RECORD		WINNING PCT. RANK		LAST 10 GAMES		STRENGTH OF SCHEDULE		OPP. STRENGTH OF SCHEDULE		TEAM RPI		ADJ RPI		CONF. RPI		ADJ CONF. RPI	
DIV. I ONLY			14- 11	.56	132	5- 5			73	100	82	.54895	88	12	12					
DIV. I NON-CONF.			9- 6	.6	119	1- 0			55	107	70	.56163	78	11	11					
TOTALS		RPI 1-25		RPI 26-50		W-L RECORDS		RPI 51-100		RPI 101-150		RPI 150+								
14- 11	1- 1			0- 4	OVERALL		0- 2		4- 2		9- 2									
6- 3	1- 0			0- 1	HOME		0- 1		2- 1		3- 0									
6- 5	0- 0			0- 2	AWAY		0- 1		1- 1		5- 1									
2- 3	0- 1			0- 1	NEUTRAL		0- 0		1- 0		1- 1									
9- 6	0- 1			0- 2	NON-CONFERENCE		0- 2		2- 0		7- 1									
4- 1	0- 0			0- 0	HOME		0- 1		1- 0		3- 0									
3- 2	0- 0			0- 1	AWAY		0- 1		0- 0		3- 0									
2- 3	0- 1			0- 1	NEUTRAL		0- 0		1- 0		1- 1									
5- 5	1- 0			0- 2	CONFERENCE		0- 0		2- 2		2- 1									
2- 2	1- 0			0- 1	HOME		0- 0		1- 1		0- 0									
3- 3	0- 0			0- 1	AWAY		0- 0		1- 1		2- 1									
0- 0	0- 0			0- 0	NEUTRAL		0- 0		0- 0		0- 0									
RPI S	Opponent	Score		RPI S	Opponent	Score		RPI S	Opponent	Score		RPI S	Opponent	Score						
15 N	Tennessee	0	3	28 A	Western Mich.	1	3	53 H	TCU	1	3	110 H	Georgetown	2	3					
24 H	Cincinnati	3	0	29 N	North Carolina	0	3	63 A	Virginia Tech	0	3	112 A	Syracuse	1	3					
				36 A	Marquette	2	3					114 H	Villanova	3	2					
				49 H	Louisville	0	3					128 N	American	3	0					
												141 A	Pittsburgh	3	1					
												150 H	Boston College	3	2					
												154 A	West Virginia	3	1					
												156 A	South Fla.	3	1					
												164 N	Liberty	3	1					
												166 A	Princeton	3	0					
												176 H	Long Island	3	0					
												183 H	Hofstra	3	0					
												187 A	Colgate	3	1					
												205 N	Buffalo	0	3					
												216 H	NJIT	3	0					
												235 A	Rutgers	0	3					
												279 A	Fordham	3	1					
				LAST 10 GAMES																
				114 H	Villanova	3	2	24 H	Cincinnati	3	0									
				110 H	Georgetown	2	3	49 H	Louisville	0	3									
				112 A	Syracuse	1	3	156 A	South Fla.	3	1									
				36 A	Marquette	2	3	279 A	Fordham	3	1									
				235 A	Rutgers	0	3	154 A	West Virginia	3	1									

Non-Div. I Games:

Seton Hall

Average RPI Win:		213	WON-LOST RECORD		WINNING PCT. RANK		LAST 10 GAMES		STRENGTH OF SCHEDULE		OPP. STRENGTH OF SCHEDULE		TEAM RPI		ADJ RPI		CONF. RPI		ADJ CONF. RPI	
DIV. I ONLY			15- 9		.625 101		2- 8		114		103		92		.54826 89		1		1	
DIV. I NON-CONF.			14- 1		.93333 10		1- 0		268		251		81		.55822 82		2		2	
TOTALS		RPI 1-25		RPI 26-50		W-L RECORDS		RPI 51-100		RPI 101-150		RPI 150+								
15- 9		0- 4		1- 4		OVERALL		1- 1		1- 0		12- 0								
4- 4		0- 3		1- 1		HOME		1- 0		0- 0		2- 0								
5- 5		0- 1		0- 3		AWAY		0- 1		1- 0		4- 0								
6- 0		0- 0		0- 0		NEUTRAL		0- 0		0- 0		6- 0								
14- 1		0- 0		0- 0		NON-CONFERENCE		1- 1		1- 0		12- 0								
3- 0		0- 0		0- 0		HOME		1- 0		0- 0		2- 0								
5- 1		0- 0		0- 0		AWAY		0- 1		1- 0		4- 0								
6- 0		0- 0		0- 0		NEUTRAL		0- 0		0- 0		6- 0								
1- 8		0- 4		1- 4		CONFERENCE		0- 0		0- 0		0- 0								
1- 4		0- 3		1- 1		HOME		0- 0		0- 0		0- 0								
0- 4		0- 1		0- 3		AWAY		0- 0		0- 0		0- 0								
0- 0		0- 0		0- 0		NEUTRAL		0- 0		0- 0		0- 0								
RPI	S	Opponent		Score		RPI	S	Opponent		Score		RPI	S	Opponent		Score				
3	H	Iowa St.		0 3		31	H	Kansas St.		0 3		53	A	TCU		1 3				
4	A	Texas		0 3		32	A	Missouri		1 3		95	H	Morehead St.		3 1				
18	H	Texas A&M		2 3		42	A	Kansas		1 3										
23	H	Oklahoma		2 3		47	A	Baylor		0 3										
						47	H	Baylor		3 2										
						LAST 10 GAMES														
						47	H	Baylor		3 2		31	H	Kansas St.		0 3				
						42	A	Kansas		1 3		47	A	Baylor		0 3				
						18	H	Texas A&M		2 3		23	H	Oklahoma		2 3				
						32	A	Missouri		1 3		101	A	New Mexico		3 2				
						4	A	Texas		0 3		3	H	Iowa St.		0 3				

Non-Div. I Games:

Texas Tech

Y
a
l
e

Yale

Average RPI Win:		120	WON-LOST RECORD		WINNING PCT. RANK		LAST 10 GAMES		STRENGTH OF SCHEDULE		OPP. STRENGTH OF SCHEDULE		TEAM RPI		ADJ RPI		CONF. RPI		ADJ CONF. RPI								
Average RPI Loss:		66																									
DIV. I ONLY			10- 14		.41667 212		5- 5		25		67		98		.54692 91		9		8								
DIV. I NON-CONF.			5- 8		.38462 226		0- 0		26		28		98		.55094 91		7		7								
TOTALS		RPI 1-25		RPI 26-50		W-L RECORDS		RPI 51-100		RPI 101-150		RPI 150+															
10- 14		0- 4		1- 3		OVERALL		4- 3		2- 3		3- 1															
6- 1		0- 0		0- 1		HOME		3- 0		1- 0		2- 0															
3- 8		0- 0		1- 2		AWAY		1- 3		1- 2		0- 1															
1- 5		0- 4		0- 0		NEUTRAL		0- 0		0- 1		1- 0															
5- 8		0- 4		1- 1		NON-CONFERENCE		1- 1		1- 2		2- 0															
1- 0		0- 0		0- 0		HOME		0- 0		0- 0		1- 0															
3- 3		0- 0		1- 1		AWAY		1- 1		1- 1		0- 0															
1- 5		0- 4		0- 0		NEUTRAL		0- 0		0- 1		1- 0															
5- 6		0- 0		0- 2		CONFERENCE		3- 2		1- 1		1- 1															
5- 1		0- 0		0- 1		HOME		3- 0		1- 0		1- 0															
0- 5		0- 0		0- 1		AWAY		0- 2		0- 1		0- 1															
0- 0		0- 0		0- 0		NEUTRAL		0- 0		0- 0		0- 0															
RPI	S	Opponent		Score		RPI	S	Opponent		Score		RPI	S	Opponent		Score											
1	N	Illinois		1	3	41	A	Oregon		0	3	59	H	UC Santa Barbara		3	2	108	N	Santa Clara	1	3					
19	N	Michigan		0	3	48	A	Middle Tenn.		3	0	62	A	St. Mary's (CA)		3	1	111	A	Utah Valley	2	3					
21	N	San Diego		2	3	50	A	Long Beach St.		2	3	70	A	UC Davis		2	3	123	A	UC Irvine	0	3					
22	N	Tulsa		1	3	50	H	Long Beach St.		2	3	70	H	UC Davis		3	0	135	H	Cal St. Northridge	3	1					
												77	A	Pacific		0	3	142	A	Fresno St.	3	2					
												77	H	Pacific		3	0	157	A	Cal St. Fullerton	0	3					
												80	A	San Francisco		0	3	157	H	Cal St. Fullerton	3	0					
																		176	N	Long Island		3	0				
																		269	H	CSU Bakersfield		3	0				
						LAST 10 GAMES																					
						70 A UC Davis						2	3	59 H UC Santa Barbara						3	2						
						77 A Pacific						0	3	123 A UC Irvine						0	3						
						157 H Cal St. Fullerton						3	0	77 H Pacific						3	0						
						50 H Long Beach St.						2	3	70 H UC Davis						3	0						
						135 H Cal St. Northridge						3	1	50 A Long Beach St.						2	3						

Non-Div. I Games:

Cal Poly

Average RPI Win: 241		WON-LOST RECORD		WINNING PCT. RANK		LAST 10 GAMES		STRENGTH OF SCHEDULE		OPP. STRENGTH OF SCHEDULE		TEAM RPI		ADJ RPI		CONF. RPI		ADJ CONF. RPI	
DIV. I ONLY		19- 6		.76 38		8- 2		184		261		93		.54656 92		26		25	
DIV. I NON-CONF.		10- 5		.66667 81		1- 1		132		217		101		.54324 104		27		27	
TOTALS		RPI 1-25		RPI 26-50		W-L RECORDS		RPI 51-100		RPI 101-150		RPI 150+							
19- 6		0- 0		0- 0		OVERALL		0- 4		1- 2		18- 0							
10- 3		0- 0		0- 0		HOME		0- 2		0- 1		10- 0							
7- 2		0- 0		0- 0		AWAY		0- 2		0- 0		7- 0							
2- 1		0- 0		0- 0		NEUTRAL		0- 0		1- 1		1- 0							
10- 5		0- 0		0- 0		NON-CONFERENCE		0- 4		1- 1		9- 0							
6- 2		0- 0		0- 0		HOME		0- 2		0- 0		6- 0							
2- 2		0- 0		0- 0		AWAY		0- 2		0- 0		2- 0							
2- 1		0- 0		0- 0		NEUTRAL		0- 0		1- 1		1- 0							
9- 1		0- 0		0- 0		CONFERENCE		0- 0		0- 1		9- 0							
4- 1		0- 0		0- 0		HOME		0- 0		0- 1		4- 0							
5- 0		0- 0		0- 0		AWAY		0- 0		0- 0		5- 0							
0- 0		0- 0		0- 0		NEUTRAL		0- 0		0- 0		0- 0							
RPI	S	Opponent		Score	RPI	S	Opponent		Score	RPI	S	Opponent		Score					
							56 H	Arkansas	0 3			107 N	Duquesne	3 2					
							77 A	Pacific	0 3			120 N	Mississippi St.	1 3					
							87 H	Sacred Heart	0 3			128 H	American	2 3					
							90 A	Yale	2 3			168 H	Dartmouth	3 1					
												187 A	Colgate	3 2					
												191 A	Lehigh	3 1					
												191 H	Lehigh	3 1					
												216 H	NJIT	3 1					
												227 H	UMKC	3 2					
												231 H	Marist	3 0					
												238 N	New Hampshire	3 2					
												239 A	Manhattan	3 0					
												262 H	Bryant	3 1					
												265 H	Hartford	3 0					
												276 A	Bucknell	3 0					
												286 A	Holy Cross	3 0					
												286 H	Holy Cross	3 0					
												299 A	Quinnipiac	3 1					
												304 A	Lafayette	3 0					
												304 H	Lafayette	3 1					
												305 H	Navy	3 0					
LAST 10 GAMES																			
							286 H	Holy Cross	3 0				276 A	Bucknell	3 0				
							239 A	Manhattan	3 0				286 A	Holy Cross	3 0				
							191 H	Lehigh	3 1				87 H	Sacred Heart	0 3				
							304 H	Lafayette	3 1				305 H	Navy	3 0				
							187 A	Colgate	3 2				128 H	American	2 3				

Non-Div. I Games:

Army

Average RPI Win: 207		WON-LOST	WINNING	LAST 10	STRENGTH OF		OPP. STRENGTH	TEAM	ADJ	CONF.	ADJ CONF.
Average RPI Loss: 73		RECORD	PCT. RANK	GAMES	SCHEDULE		OF SCHEDULE	RPI	RPI	RPI	RPI
DIV. I ONLY		19- 7	.73077	48	7- 1		195	162	94	.54593	93
DIV. I NON-CONF.		9- 5	.64286	93	0- 0		204	161	138	.51746	137
TOTALS		RPI 1-25	RPI 26-50		W-L RECORDS		RPI 51-100		RPI 101-150		RPI 150+
19- 7	0- 0	1- 2		OVERALL		1- 4		0- 1		17- 0	
8- 0	0- 0	0- 0		HOME		0- 0		0- 0		8- 0	
5- 4	0- 0	1- 1		AWAY		1- 3		0- 0		3- 0	
6- 3	0- 0	0- 1		NEUTRAL		0- 1		0- 1		6- 0	
9- 5	0- 0	0- 1		NON-CONFERENCE		1- 3		0- 1		8- 0	
1- 0	0- 0	0- 0		HOME		0- 0		0- 0		1- 0	
2- 3	0- 0	0- 1		AWAY		1- 2		0- 0		1- 0	
6- 2	0- 0	0- 0		NEUTRAL		0- 1		0- 1		6- 0	
10- 2	0- 0	1- 1		CONFERENCE		0- 1		0- 0		9- 0	
7- 0	0- 0	0- 0		HOME		0- 0		0- 0		7- 0	
3- 1	0- 0	1- 0		AWAY		0- 1		0- 0		2- 0	
0- 1	0- 0	0- 1		NEUTRAL		0- 0		0- 0		0- 0	
RPI S	Opponent	Score	RPI S	Opponent	Score	RPI S	Opponent	Score	RPI S	Opponent	Score
			26 N	Western Ky.	0 3	69 N	UAB	2 3	147 N	South Dakota St.	2 3
			40 A	Missouri St.	1 3	75 A	FIU	2 3	152 H	Troy	3 0
			48 A	Middle Tenn.	3 2	76 A	Samford	2 3	165 N	Central Ark.	3 0
						79 A	Saint Louis	1 3	172 H	Denver	3 1
						82 A	Lipscomb	3 1	175 H	North Texas	3 0
									178 N	Charlotte	3 2
									183 N	Hofstra	3 2
									210 N	Akron	3 0
									213 A	UALR	3 1
									213 H	UALR	3 1
									240 A	Northwestern St.	3 0
									241 H	South Ala.	3 1
									243 H	La.-Lafayette	3 1
									252 H	La.-Monroe	3 1
									266 H	Southeast Mo. St.	3 0
									270 A	Fla. Atlantic	3 0
									298 N	Tennessee Tech	3 0
									326 N	Alcorn St.	3 0
			LAST 10 GAMES								
			252 H	La.-Monroe	3 1	175 H	North Texas	3 0			
			243 H	La.-Lafayette	3 1	172 H	Denver	3 1			
			270 A	Fla. Atlantic	3 0	152 H	Troy	3 0			
			75 A	FIU	2 3	241 H	South Ala.	3 1			
			213 A	UALR	3 1	213 H	UALR	3 1			

Non-Div. I Games:

Arkansas St.

Average RPI Win: 220		WON-LOST RECORD		WINNING PCT. RANK		LAST 10 GAMES		STRENGTH OF SCHEDULE		OPP. STRENGTH OF SCHEDULE		TEAM RPI		ADJ RPI		CONF. RPI		ADJ CONF. RPI						
DIV. I ONLY		15- 8		.65217 92		9- 1		122		131		90		.54431 94		25		26						
DIV. I NON-CONF.		7- 7		.5 164		1- 0		90		23		111		.5369 109		26		26						
TOTALS		RPI 1-25		RPI 26-50		W-L RECORDS		RPI 51-100		RPI 101-150		RPI 150+												
15- 8		0- 4		0- 2		OVERALL		1- 0		1- 0		13- 2												
5- 0		0- 0		0- 0		HOME		1- 0		0- 0		4- 0												
6- 5		0- 1		0- 2		AWAY		0- 0		0- 0		6- 2												
4- 3		0- 3		0- 0		NEUTRAL		0- 0		1- 0		3- 0												
7- 7		0- 4		0- 2		NON-CONFERENCE		1- 0		1- 0		5- 1												
1- 0		0- 0		0- 0		HOME		1- 0		0- 0		0- 0												
2- 4		0- 1		0- 2		AWAY		0- 0		0- 0		2- 1												
4- 3		0- 3		0- 0		NEUTRAL		0- 0		1- 0		3- 0												
8- 1		0- 0		0- 0		CONFERENCE		0- 0		0- 0		8- 1												
4- 0		0- 0		0- 0		HOME		0- 0		0- 0		4- 0												
4- 1		0- 0		0- 0		AWAY		0- 0		0- 0		4- 1												
0- 0		0- 0		0- 0		NEUTRAL		0- 0		0- 0		0- 0												
RPI S	Opponent		Score		RPI S	Opponent		Score		RPI S	Opponent		Score		RPI S	Opponent		Score						
2 N	Nebraska		0 3		35 A	Colorado St.		0 3		90 H	Yale		3 0		129 N	Maryland		3 0						
11 A	Florida St.		0 3		38 A	Ohio St.		1 3							162 A	Colorado		1 3						
13 N	Kentucky		1 3												162 N	Colorado		3 0						
22 N	Tulsa		0 3												187 A	Colgate		3 0						
															210 N	Akron		3 1						
															224 A	UMBC		3 2						
															224 H	UMBC		3 0						
															229 A	Stony Brook		3 0						
															229 H	Stony Brook		3 0						
															238 A	New Hampshire		0 3						
															251 A	Binghamton		3 1						
															251 H	Binghamton		3 0						
															256 N	Siena		3 1						
															265 A	Hartford		3 0						
															279 A	Fordham		3 0						
															307 H	Providence		3 0						
					LAST 10 GAMES																			
					229 H Stony Brook					3 0					265 A Hartford					3 0				
					224 H UMBC					3 0					307 H Providence					3 0				
					251 H Binghamton					3 0					224 A UMBC					3 2				
					187 A Colgate					3 0					229 A Stony Brook					3 0				
					238 A New Hampshire					0 3					251 A Binghamton					3 1				

Non-Div. I Games:

Albany (NY)

Average RPI Win:		230	WON-LOST RECORD		WINNING PCT. RANK		LAST 10 GAMES		STRENGTH OF SCHEDULE		OPP. STRENGTH OF SCHEDULE		TEAM RPI		ADJ RPI		CONF. RPI		ADJ CONF. RPI				
DIV. I ONLY			19- 6		.76 38		9- 1		205		199		95		.54412 95		27		27				
DIV. I NON-CONF.			5- 5		.5 164		0- 0		107		39		129		.53063 122		25		25				
TOTALS		RPI 1-25		RPI 26-50				W-L RECORDS		RPI 51-100				RPI 101-150				RPI 150+					
19- 6		0- 2		0- 1				OVERALL		1- 1				0- 1				18- 1					
10- 4		0- 2		0- 1				HOME		1- 0				0- 0				9- 1					
7- 1		0- 0		0- 0				AWAY		0- 1				0- 0				7- 0					
2- 1		0- 0		0- 0				NEUTRAL		0- 0				0- 1				2- 0					
5- 5		0- 2		0- 1				NON-CONFERENCE		1- 1				0- 1				4- 0					
3- 3		0- 2		0- 1				HOME		1- 0				0- 0				2- 0					
0- 1		0- 0		0- 0				AWAY		0- 1				0- 0				0- 0					
2- 1		0- 0		0- 0				NEUTRAL		0- 0				0- 1				2- 0					
14- 1		0- 0		0- 0				CONFERENCE		0- 0				0- 0				14- 1					
7- 1		0- 0		0- 0				HOME		0- 0				0- 0				7- 1					
7- 0		0- 0		0- 0				AWAY		0- 0				0- 0				7- 0					
0- 0		0- 0		0- 0				NEUTRAL		0- 0				0- 0				0- 0					
RPI	S	Opponent		Score		RPI	S	Opponent		Score		RPI	S	Opponent		Score		RPI	S	Opponent		Score	
19	H	Michigan		0	3	28	H	Western Mich.		2	3	74	H	Appalachian St.		3	1	148	N	UNLV		2	3
19	H	Michigan		1	3							89	A	Texas Tech		1	3	165	N	Central Ark.		3	0
																		189	A	Tennessee St.		3	2
																		189	H	Tennessee St.		3	0
																		195	H	Marshall		3	0
																		209	A	UT Martin		3	1
																		209	H	UT Martin		3	0
																		211	H	Eastern Ky.		3	0
																		221	H	George Mason		3	0
																		240	N	Northwestern St.		3	0
																		255	A	Austin Peay		3	1
																		255	H	Austin Peay		3	1
																		260	H	Jacksonville St.		3	0
																		266	A	Southeast Mo. St.		3	1
																		280	A	Murray St.		3	0
																		284	A	Eastern Ill.		3	0
																		284	H	Eastern Ill.		0	3
																		288	A	SIU Edwardsville		3	0
																		288	H	SIU Edwardsville		3	0
																		298	H	Tennessee Tech		3	0
LAST 10 GAMES																							
						288	H	SIU Edwardsville		3	0	280	A	Murray St.		3	0						
						284	H	Eastern Ill.		0	3	260	H	Jacksonville St.		3	0						
						255	A	Austin Peay		3	1	298	H	Tennessee Tech		3	0						
						209	A	UT Martin		3	1	189	A	Tennessee St.		3	2						
						266	A	Southeast Mo. St.		3	1	284	A	Eastern Ill.		3	0						

Non-Div. I Games:

Morehead St.

Average RPI Win:	157	WON-LOST	WINNING	LAST 10	STRENGTH OF	OPP. STRENGTH	TEAM	ADJ	CONF.	ADJ CONF.	
Average RPI Loss:	49	RECORD	PCT. RANK	GAMES	SCHEDULE	OF SCHEDULE	RPI	RPI	RPI	RPI	
DIV. I ONLY		10- 14	.41667 212	2- 8	44	37	108	.54134 96	4	4	
DIV. I NON-CONF.		6- 4	.6 119	0- 0	49	77	68	.57619 68	4	4	
<hr/>											
TOTALS	RPI 1-25	RPI 26-50		W-L RECORDS	RPI 51-100		RPI 101-150		RPI 150+		
10- 14	0- 7	1- 2		OVERALL	2- 2		4- 3		3- 0		
4- 3	0- 3	0- 0		HOME	1- 0		2- 0		1- 0		
2- 8	0- 3	1- 0		AWAY	0- 2		1- 3		0- 0		
4- 3	0- 1	0- 2		NEUTRAL	1- 0		1- 0		2- 0		
<hr/>											
6- 4	0- 2	1- 2		NON-CONFERENCE	1- 0		1- 0		3- 0		
1- 0	0- 0	0- 0		HOME	0- 0		0- 0		1- 0		
1- 1	0- 1	1- 0		AWAY	0- 0		0- 0		0- 0		
4- 3	0- 1	0- 2		NEUTRAL	1- 0		1- 0		2- 0		
<hr/>											
4- 10	0- 5	0- 0		CONFERENCE	1- 2		3- 3		0- 0		
3- 3	0- 3	0- 0		HOME	1- 0		2- 0		0- 0		
1- 7	0- 2	0- 0		AWAY	0- 2		1- 3		0- 0		
0- 0	0- 0	0- 0		NEUTRAL	0- 0		0- 0		0- 0		
<hr/>											
RPI S	Opponent	Score	RPI S	Opponent	Score	RPI S	Opponent	Score	RPI S	Opponent	Score
13 A	Kentucky	0 3	29 N	North Carolina	0 3	56 A	Arkansas	1 3	118 A	Georgia	1 3
13 H	Kentucky	2 3	32 N	Missouri	0 3	75 N	FIU	3 2	120 A	Mississippi St.	2 3
15 A	Tennessee	0 3	48 A	Middle Tenn.	3 2	86 A	LSU	1 3	122 A	Ole Miss	1 3
15 H	Tennessee	1 3				99 H	South Carolina	3 0	122 H	Ole Miss	3 0
17 H	Florida	0 3							134 A	Alabama	3 2
23 N	Oklahoma	0 3							134 H	Alabama	3 0
25 A	Miami (FL)	0 3							150 N	Boston College	3 0
									255 N	Austin Peay	3 1
									261 N	Florida A&M	3 0
									294 H	Alabama A&M	3 0
<hr/>											
LAST 10 GAMES											
134 A	Alabama	3 2	56 A	Arkansas	1 3	120 A	Mississippi St.	2 3	118 A	Georgia	1 3
122 A	Ole Miss	1 3	99 H	South Carolina	3 0	17 H	Florida	0 3			
13 H	Kentucky	2 3									
15 H	Tennessee	1 3									
86 A	LSU	1 3									

Non-Div. I Games:

Auburn

Average RPI Win: 173		WON-LOST RECORD		WINNING PCT. RANK		LAST 10 GAMES		STRENGTH OF SCHEDULE		OPP. STRENGTH OF SCHEDULE		TEAM RPI		ADJ RPI		CONF. RPI		ADJ CONF. RPI	
DIV. I ONLY		17- 9		.65385 86		7- 3		127		134		91		.54127 97		10		10	
DIV. I NON-CONF.		10- 5		.66667 81		1- 0		131		160		94		.54557 98		12		12	
TOTALS		RPI 1-25		RPI 26-50		W-L RECORDS		RPI 51-100		RPI 101-150		RPI 150+							
17- 9		0- 0		1- 0		OVERALL		1- 4		4- 2		11- 3							
10- 4		0- 0		1- 0		HOME		1- 1		3- 1		5- 2							
4- 3		0- 0		0- 0		AWAY		0- 1		1- 1		3- 1							
3- 2		0- 0		0- 0		NEUTRAL		0- 2		0- 0		3- 0							
10- 5		0- 0		0- 0		NON-CONFERENCE		1- 3		0- 1		9- 1							
5- 2		0- 0		0- 0		HOME		1- 0		0- 1		4- 1							
2- 1		0- 0		0- 0		AWAY		0- 1		0- 0		2- 0							
3- 2		0- 0		0- 0		NEUTRAL		0- 2		0- 0		3- 0							
7- 4		0- 0		1- 0		CONFERENCE		0- 1		4- 1		2- 2							
5- 2		0- 0		1- 0		HOME		0- 1		3- 0		1- 1							
2- 2		0- 0		0- 0		AWAY		0- 0		1- 1		1- 1							
0- 0		0- 0		0- 0		NEUTRAL		0- 0		0- 0		0- 0							
RPI S	Opponent	Score		RPI S	Opponent	Score		RPI S	Opponent	Score		RPI S	Opponent	Score					
				35 H	Colorado St.	3	2	53 H	TCU	2	3	101 H	New Mexico	3	0				
								61 N	IPFW	0	3	106 H	Oregon St.	2	3				
								68 N	Milwaukee	1	3	113 A	San Diego St.	0	3				
								98 A	Col. of Charleston	1	3	113 H	San Diego St.	3	2				
								100 H	Illinois St.	3	0	148 A	UNLV	3	2				
												148 H	UNLV	3	1				
												153 A	Northern Colo.	3	1				
												163 A	Boise St.	1	3				
												163 H	Boise St.	2	3				
												180 A	Drake	3	0				
												182 H	South Dakota	3	0				
												184 H	Idaho St.	1	3				
												193 H	Georgia St.	3	0				
												198 H	Gonzaga	3	0				
												203 N	A&M-Corpus Christi	3	0				
												225 N	North Florida	3	1				
												236 N	UNC Wilmington	3	0				
												237 A	Air Force	3	0				
												237 H	Air Force	3	0				
												253 H	DePaul	3	0				
				LAST 10 GAMES															
				113 H	San Diego St.	3	2	53 H	TCU	2	3								
				148 H	UNLV	3	1	35 H	Colorado St.	3	2								
				163 A	Boise St.	1	3	153 A	Northern Colo.	3	1								
				237 A	Air Force	3	0	148 A	UNLV	3	2								
				101 H	New Mexico	3	0	113 A	San Diego St.	0	3								

Non-Div. I Games:

Wyoming

Average RPI Win:	212	WON-LOST RECORD	WINNING PCT. RANK	LAST 10 GAMES	STRENGTH OF SCHEDULE	OPP. STRENGTH OF SCHEDULE	TEAM RPI	ADJ RPI	CONF. RPI	ADJ CONF. RPI									
Average RPI Loss:	102																		
DIV. I ONLY		19- 9	.67857	78	8- 2	119	180	88	.54041	98	18	18							
DIV. I NON-CONF.		9- 7	.5625	145	0- 0	154	154	140	.50548	149	20	22							
<hr/>																			
TOTALS	RPI 1-25	RPI 26-50		W-L RECORDS		RPI 51-100		RPI 101-150		RPI 150+									
19- 9	0- 1	0- 1		OVERALL		2- 4		2- 0		15- 3									
10- 4	0- 0	0- 0		HOME		2- 2		1- 0		7- 2									
7- 3	0- 1	0- 0		AWAY		0- 2		1- 0		6- 0									
2- 2	0- 0	0- 1		NEUTRAL		0- 0		0- 0		2- 1									
<hr/>																			
9- 7	0- 1	0- 1		NON-CONFERENCE		1- 2		0- 0		8- 3									
4- 4	0- 0	0- 0		HOME		1- 2		0- 0		3- 2									
3- 1	0- 1	0- 0		AWAY		0- 0		0- 0		3- 0									
2- 2	0- 0	0- 1		NEUTRAL		0- 0		0- 0		2- 1									
<hr/>																			
10- 2	0- 0	0- 0		CONFERENCE		1- 2		2- 0		7- 0									
6- 0	0- 0	0- 0		HOME		1- 0		1- 0		4- 0									
4- 2	0- 0	0- 0		AWAY		0- 2		1- 0		3- 0									
0- 0	0- 0	0- 0		NEUTRAL		0- 0		0- 0		0- 0									
<hr/>																			
RPI	S	Opponent	Score	RPI	S	Opponent	Score	RPI	S	Opponent	Score	RPI	S	Opponent	Score				
10	A	Purdue	0 3	47	N	Baylor	0 3	60	H	Clemson	2 3	140	A	Ga. Southern	3 2				
								73	A	Furman	1 3	140	H	Ga. Southern	3 1				
								74	H	Appalachian St.	3 0	159	H	Winthrop	2 3				
								76	A	Samford	0 3	169	N	VCU	1 3				
								97	H	Wyoming	3 1	179	N	Harvard	3 2				
								99	H	South Carolina	2 3	188	H	Elon	3 0				
																193	A	Georgia St.	3 1
																201	A	Davidson	3 2
																201	H	Davidson	3 0
																203	H	A&M-Corpus Christi	3 1
																222	H	Western Caro.	3 1
																225	H	North Florida	2 3
																236	H	UNC Wilmington	3 2
																254	A	Presbyterian	3 1
																260	N	Jacksonville St.	3 0
																275	A	Chattanooga	3 1
																281	A	Wofford	3 0
																289	A	Coastal Caro.	3 1
																292	H	Citadel	3 1
																301	H	Charleston So.	3 0
				LAST 10 GAMES															
				201 A Davidson				3 2	76 A Samford				0 3						
				140 A Ga. Southern				3 2	281 A Wofford				3 0						
				222 H Western Caro.				3 1	73 A Furman				1 3						
				74 H Appalachian St.				3 0	201 H Davidson				3 0						
				275 A Chattanooga				3 1	140 H Ga. Southern				3 1						

Non-Div. I Games:

Col. of Charleston

Average RPI Win: 188		WON-LOST	WINNING	LAST 10	STRENGTH OF		OPP. STRENGTH	TEAM	ADJ	CONF.	ADJ CONF.						
Average RPI Loss: 62		RECORD	PCT. RANK	GAMES	SCHEDULE		OF SCHEDULE	RPI	RPI	RPI	RPI						
DIV. I ONLY		11- 12	.47826	174	2- 8		55	89	103	.53944	99	4	4				
DIV. I NON-CONF.		9- 1	.9	20	0- 0		83	250	33	.6145	34	4	4				
<hr/>																	
TOTALS		RPI 1-25		RPI 26-50		W-L RECORDS		RPI 51-100		RPI 101-150		RPI 150+					
11- 12		0- 5		0- 0		OVERALL		1- 4		2- 3		8- 0					
5- 5		0- 3		0- 0		HOME		0- 2		1- 0		4- 0					
3- 6		0- 2		0- 0		AWAY		1- 1		1- 3		1- 0					
3- 1		0- 0		0- 0		NEUTRAL		0- 1		0- 0		3- 0					
9- 1		0- 0		0- 0		NON-CONFERENCE		1- 1		0- 0		8- 0					
4- 0		0- 0		0- 0		HOME		0- 0		0- 0		4- 0					
2- 0		0- 0		0- 0		AWAY		1- 0		0- 0		1- 0					
3- 1		0- 0		0- 0		NEUTRAL		0- 1		0- 0		3- 0					
2- 11		0- 5		0- 0		CONFERENCE		0- 3		2- 3		0- 0					
1- 5		0- 3		0- 0		HOME		0- 2		1- 0		0- 0					
1- 6		0- 2		0- 0		AWAY		0- 1		1- 3		0- 0					
0- 0		0- 0		0- 0		NEUTRAL		0- 0		0- 0		0- 0					
RPI	S	Opponent		Score		RPI	S	Opponent		Score		RPI	S	Opponent		Score	
13	A	Kentucky		0 3								118	A	Georgia		0 3	
13	H	Kentucky		1 3								120	A	Mississippi St.		2 3	
15	A	Tennessee		0 3								120	H	Mississippi St.		3 0	
15	H	Tennessee		1 3								122	A	Ole Miss		3 1	
17	H	Florida		0 3								134	A	Alabama		0 3	
												159	N	Winthrop		3 0	
												188	H	Elon		3 1	
												199	H	UNC Asheville		3 0	
												201	H	Davidson		3 0	
												212	N	Montana		3 0	
												229	N	Stony Brook		3 1	
												249	A	Temple		3 0	
												293	H	Gardner-Webb		3 0	
<hr/>																	
LAST 10 GAMES																	
15		A Tennessee		0 3		134		A Alabama		0 3							
13		A Kentucky		0 3		56		H Arkansas		0 3							
120		H Mississippi St.		3 0		86		H LSU		1 3							
17		H Florida		0 3		96		A Auburn		0 3							
122		A Ole Miss		3 1		118		A Georgia		0 3							

Non-Div. I Games:

South Carolina

Average RPI Win:		210	WON-LOST RECORD		WINNING PCT. RANK		LAST 10 GAMES		STRENGTH OF SCHEDULE		OPP. STRENGTH OF SCHEDULE		TEAM RPI		ADJ RPI		CONF. RPI		ADJ CONF. RPI								
Average RPI Loss:		73																									
DIV. I ONLY			15- 10		.6 116		7- 3		101		138		99		.53918 100		8		9								
DIV. I NON-CONF.			8- 4		.66667 81		0- 0		143		239		109		.53479 116		8		8								
TOTALS		RPI 1-25		RPI 26-50		W-L RECORDS		RPI 51-100		RPI 101-150		RPI 150+															
15- 10		0- 2		0- 2		OVERALL		1- 3		0- 2		14- 1															
8- 2		0- 1		0- 0		HOME		0- 1		0- 0		8- 0															
3- 6		0- 1		0- 2		AWAY		0- 2		0- 1		3- 0															
4- 2		0- 0		0- 0		NEUTRAL		1- 0		0- 1		3- 1															
8- 4		0- 0		0- 0		NON-CONFERENCE		1- 1		0- 2		7- 1															
3- 0		0- 0		0- 0		HOME		0- 0		0- 0		3- 0															
1- 2		0- 0		0- 0		AWAY		0- 1		0- 1		1- 0															
4- 2		0- 0		0- 0		NEUTRAL		1- 0		0- 1		3- 1															
7- 6		0- 2		0- 2		CONFERENCE		0- 2		0- 0		7- 0															
5- 2		0- 1		0- 0		HOME		0- 1		0- 0		5- 0															
2- 4		0- 1		0- 2		AWAY		0- 1		0- 0		2- 0															
0- 0		0- 0		0- 0		NEUTRAL		0- 0		0- 0		0- 0															
RPI	S	Opponent		Score		RPI	S	Opponent		Score		RPI	S	Opponent		Score											
5	A	UNI		1 3		40	A	Missouri St.		2 3		55	A	Creighton		1 3		111	A	Utah Valley	2 3						
5	H	UNI		1 3		44	A	Wichita St.		0 3		55	H	Creighton		2 3		138	N	Northern Ariz.	2 3						
												69	N	UAB		3 2		155	N	Stephen F. Austin		3 2					
												97	A	Wyoming		0 3		171	H	Evansville		3 1					
																		180	A	Drake		3 0					
																		180	H	Drake		3 0					
																		184	N	Idaho St.		2 3					
																		193	N	Georgia St.		3 1					
																		207	H	Southern Ill.		3 1					
																		209	A	UT Martin		3 0					
																		226	H	Indiana St.		3 1					
																		233	A	Bradley		3 0					
																		233	H	Bradley		3 1					
																		250	H	Western Ill.		3 1					
																		269	N	CSU Bakersfield		3 0					
																		283	H	Loyola Chicago		3 0					
																		288	H	SIU Edwardsville		3 1					
						LAST 10 GAMES																					
						55 H Creighton						2 3		207 H Southern Ill.						3 1							
						180 H Drake						3 0		171 H Evansville						3 1							
						5 A UNI						1 3		180 A Drake						3 0							
						233 A Bradley						3 0		55 A Creighton						1 3							
						226 H Indiana St.						3 1		233 H Bradley						3 1							

Non-Div. I Games:

Illinois St.

Average RPI Win:	193	WON-LOST RECORD	WINNING PCT. RANK	LAST 10 GAMES	STRENGTH OF SCHEDULE	OPP. STRENGTH OF SCHEDULE	TEAM RPI	ADJ RPI	CONF. RPI	ADJ CONF. RPI	
Average RPI Loss:	79										
DIV. I ONLY	13- 10	.56522	129	5- 5	97	127	107	.53901	101	10	10
DIV. I NON-CONF.	8- 5	.61538	111	1- 1	118	134	105	.5448	100	12	12
<hr/>											
TOTALS	RPI 1-25	RPI 26-50		W-L RECORDS	RPI 51-100		RPI 101-150		RPI 150+		
13- 10	0- 1	0- 1		OVERALL	0- 5		3- 3		10- 0		
6- 4	0- 1	0- 0		HOME	0- 2		2- 1		4- 0		
3- 6	0- 0	0- 1		AWAY	0- 3		0- 2		3- 0		
4- 0	0- 0	0- 0		NEUTRAL	0- 0		1- 0		3- 0		
<hr/>											
8- 5	0- 1	0- 0		NON-CONFERENCE	0- 2		2- 2		6- 0		
3- 2	0- 1	0- 0		HOME	0- 1		1- 0		2- 0		
1- 3	0- 0	0- 0		AWAY	0- 1		0- 2		1- 0		
4- 0	0- 0	0- 0		NEUTRAL	0- 0		1- 0		3- 0		
<hr/>											
5- 5	0- 0	0- 1		CONFERENCE	0- 3		1- 1		4- 0		
3- 2	0- 0	0- 0		HOME	0- 1		1- 1		2- 0		
2- 3	0- 0	0- 1		AWAY	0- 2		0- 0		2- 0		
0- 0	0- 0	0- 0		NEUTRAL	0- 0		0- 0		0- 0		
<hr/>											
RPI	S	Opponent	Score	RPI	S	Opponent	Score	RPI	S	Opponent	Score
2	H	Nebraska	0 3	35	A	Colorado St.	0 3	53	A	TCU	0 3
								53	H	TCU	1 3
								66	A	New Mexico St.	1 3
								89	H	Texas Tech	2 3
								97	A	Wyoming	0 3
								103	N	Delaware	3 1
								113	H	San Diego St.	2 3
								123	H	UC Irvine	3 2
								138	A	Northern Ariz.	2 3
								141	A	Pittsburgh	2 3
								148	H	UNLV	3 0
								156	H	South Fla.	3 1
								163	A	Boise St.	3 1
								163	H	Boise St.	3 0
								181	N	San Jose St.	3 1
								197	H	Portland St.	3 0
								237	A	Air Force	3 0
								237	H	Air Force	3 0
								249	N	Temple	3 1
								268	A	Tex.-Pan American	3 0
								285	N	Hampton	3 0
<hr/>											
				LAST 10 GAMES							
				237 H Air Force 3 0				35 A Colorado St. 0 3			
				163 H Boise St. 3 0				113 H San Diego St. 2 3			
				268 A Tex.-Pan American 3 0				148 H UNLV 3 0			
				53 A TCU 0 3				66 A New Mexico St. 1 3			
				97 A Wyoming 0 3				163 A Boise St. 3 1			

Non-Div. I Games:

New Mexico

[illegible]

Non-Div. I Games:

Central Mich.

Average RPI Win:	179	WON-LOST RECORD	WINNING PCT. RANK	LAST 10 GAMES	STRENGTH OF SCHEDULE	OPP. STRENGTH OF SCHEDULE	TEAM RPI	ADJ RPI	CONF. RPI	ADJ CONF. RPI					
DIV. I ONLY		14- 12	.53846	148	8- 2	84	120	104	.538	103	16	16			
DIV. I NON-CONF.		7- 9	.4375	202	1- 0	79	57	134	.52238	133	15	15			
<hr/>															
TOTALS	RPI 1-25	RPI 26-50		W-L RECORDS		RPI 51-100		RPI 101-150		RPI 150+					
14- 12	0- 3	0- 1		OVERALL		3- 1		2- 6		9- 1					
6- 5	0- 2	0- 1		HOME		0- 0		1- 2		5- 0					
6- 4	0- 0	0- 0		AWAY		2- 0		1- 3		3- 1					
2- 3	0- 1	0- 0		NEUTRAL		1- 1		0- 1		1- 0					
<hr/>															
7- 9	0- 3	0- 1		NON-CONFERENCE		2- 1		1- 4		4- 0					
2- 4	0- 2	0- 1		HOME		0- 0		0- 1		2- 0					
3- 2	0- 0	0- 0		AWAY		1- 0		1- 2		1- 0					
2- 3	0- 1	0- 0		NEUTRAL		1- 1		0- 1		1- 0					
<hr/>															
7- 3	0- 0	0- 0		CONFERENCE		1- 0		1- 2		5- 1					
4- 1	0- 0	0- 0		HOME		0- 0		1- 1		3- 0					
3- 2	0- 0	0- 0		AWAY		1- 0		0- 1		2- 1					
0- 0	0- 0	0- 0		NEUTRAL		0- 0		0- 0		0- 0					
<hr/>															
RPI	S	Opponent	Score	RPI	S	Opponent	Score	RPI	S	Opponent	Score	RPI	S	Opponent	Score
5	H	UNI	0 3	41	H	Oregon	0 3	57	A	Rice	3 2	101	N	New Mexico	1 3
7	N	Stanford	0 3					71	A	Northeastern	3 0	105	H	James Madison	3 1
11	H	Florida St.	0 3					87	N	Sacred Heart	3 1	114	A	Villanova	1 3
								90	N	Yale	1 3	123	H	UC Irvine	2 3
												129	A	Maryland	1 3
												136	A	Towson	0 3
												136	H	Towson	0 3
												141	A	Pittsburgh	3 2
												169	A	VCU	3 1
												183	A	Hofstra	0 3
												193	H	Georgia St.	3 1
												217	A	Penn	3 0
												219	A	William & Mary	3 0
												221	H	George Mason	3 1
												230	N	Kent St.	3 0
												236	H	UNC Wilmington	3 0
												249	H	Temple	3 0
												315	H	Delaware St.	3 0
<hr/>															
				LAST 10 GAMES											
				136 H Towson		0 3		221 H George Mason				3 1			
				236 H UNC Wilmington		3 0		105 H James Madison				3 1			
				193 H Georgia St.		3 1		183 A Hofstra				0 3			
				169 A VCU		3 1		71 A Northeastern				3 0			
				219 A William & Mary		3 0		217 A Penn				3 0			

Non-Div. I Games:

Delaware

U
T
E
P

UTEP

Average RPI Win:	204	WON-LOST	WINNING	LAST 10	STRENGTH OF	OPP. STRENGTH	TEAM	ADJ	CONF.	ADJ CONF.					
Average RPI Loss:	128	RECORD	PCT. RANK	GAMES	SCHEDULE	OF SCHEDULE	RPI	RPI	RPI	RPI					
DIV. I ONLY		17- 8	.68	74	6- 4	140	201	96	.53527	105	16	16			
DIV. I NON-CONF.		10- 4	.71429	67	1- 0	115	235	77	.55653	84	15	15			
<hr/>															
TOTALS	RPI 1-25	RPI 26-50		W-L RECORDS		RPI 51-100		RPI 101-150		RPI 150+					
17- 8	0- 0	0- 1		OVERALL		1- 2		1- 2		15- 3					
9- 3	0- 0	0- 0		HOME		0- 2		0- 1		9- 0					
5- 4	0- 0	0- 0		AWAY		0- 0		1- 1		4- 3					
3- 1	0- 0	0- 1		NEUTRAL		1- 0		0- 0		2- 0					
<hr/>															
10- 4	0- 0	0- 1		NON-CONFERENCE		1- 1		0- 1		9- 1					
5- 2	0- 0	0- 0		HOME		0- 1		0- 1		5- 0					
2- 1	0- 0	0- 0		AWAY		0- 0		0- 0		2- 1					
3- 1	0- 0	0- 1		NEUTRAL		1- 0		0- 0		2- 0					
<hr/>															
7- 4	0- 0	0- 0		CONFERENCE		0- 1		1- 1		6- 2					
4- 1	0- 0	0- 0		HOME		0- 1		0- 0		4- 0					
3- 3	0- 0	0- 0		AWAY		0- 0		1- 1		2- 2					
0- 0	0- 0	0- 0		NEUTRAL		0- 0		0- 0		0- 0					
<hr/>															
RPI	S	Opponent	Score	RPI	S	Opponent	Score	RPI	S	Opponent	Score				
				34	N	Dayton	0 3	65	N	North Dakota	3 2	103	A	Delaware	1 3
								71	H	Northeastern	2 3	110	H	Georgetown	2 3
								74	H	Appalachian St.	0 3	136	A	Towson	3 1
												164	H	Liberty	3 1
												169	A	VCU	3 0
												169	H	VCU	3 1
												183	H	Hofstra	3 0
												191	H	Lehigh	3 2
												193	A	Georgia St.	1 3
												200	A	Green Bay	2 3
												201	N	Davidson	3 1
												208	H	East Tenn. St.	3 0
												214	H	Robert Morris	3 0
												219	A	William & Mary	3 0
												219	H	William & Mary	3 0
												221	H	George Mason	3 0
												236	A	UNC Wilmington	1 3
												257	N	Wright St.	3 0
												271	A	Radford	3 1
												289	H	Coastal Caro.	3 0
												295	A	High Point	3 0
<hr/>															
				LAST 10 GAMES											
				193 A Georgia St.				1	3	183 H Hofstra				3	0
				236 A UNC Wilmington				1	3	271 A Radford				3	1
				219 A William & Mary				3	0	136 A Towson				3	1
				169 A VCU				3	0	103 A Delaware				1	3
				71 H Northeastern				2	3	221 H George Mason				3	0

Non-Div. I Games:

James Madison

Average RPI Win:	153	WON-LOST RECORD	WINNING PCT. RANK	LAST 10 GAMES	STRENGTH OF SCHEDULE	OPP. STRENGTH OF SCHEDULE	TEAM RPI	ADJ RPI	CONF. RPI	ADJ CONF. RPI		
Average RPI Loss:	66											
DIV. I ONLY		14- 10	.58333	121	3- 7	132	42	102	.53466	106	3	3
DIV. I NON-CONF.		8- 2	.8	38	0- 0	245	132	102	.5375	107	3	3
<hr/>												
TOTALS	RPI 1-25	RPI 26-50		W-L RECORDS		RPI 51-100		RPI 101-150		RPI 150+		
14- 10	0- 3	1- 4		OVERALL		1- 0		7- 1		5- 2		
7- 4	0- 1	0- 3		HOME		0- 0		4- 0		3- 0		
4- 5	0- 2	1- 1		AWAY		1- 0		1- 1		1- 1		
3- 1	0- 0	0- 0		NEUTRAL		0- 0		2- 0		1- 1		
<hr/>												
8- 2	0- 0	1- 0		NON-CONFERENCE		1- 0		3- 0		3- 2		
3- 0	0- 0	0- 0		HOME		0- 0		1- 0		2- 0		
2- 1	0- 0	1- 0		AWAY		1- 0		0- 0		0- 1		
3- 1	0- 0	0- 0		NEUTRAL		0- 0		2- 0		1- 1		
<hr/>												
6- 8	0- 3	0- 4		CONFERENCE		0- 0		4- 1		2- 0		
4- 4	0- 1	0- 3		HOME		0- 0		3- 0		1- 0		
2- 4	0- 2	0- 1		AWAY		0- 0		1- 1		1- 0		
0- 0	0- 0	0- 0		NEUTRAL		0- 0		0- 0		0- 0		
<hr/>												
RPI S	Opponent	Score	RPI S	Opponent	Score	RPI S	Opponent	Score	RPI S	Opponent	Score	
7	H Stanford	1 <div>3</div>	27	H California	1 <div>3</div>	97	A Wyoming	3 2	109	N SMU	3 2	
9	A UCLA	0 <div>3</div>	30	A Washington	0 <div>3</div>				116	A Utah	3 0	
12	A Southern California	0 <div>3</div>	30	H Washington	0 <div>3</div>				116	H Utah	3 0	
			39	H Arizona	1 <div>3</div>				126	A Washington St.	0 <div>3</div>	
			50	A Long Beach St.	3 2				126	H Washington St.	3 2	
									131	H Arizona St.	3 2	
									132	H Loyola Marymount	3 1	
									149	N Utah St.	3 0	
									162	A Colorado	3 0	
									162	H Colorado	3 2	
									182	N South Dakota	2 <div>3</div>	
									198	A Gonzaga	2 <div>3</div>	
									253	N DePaul	3 0	
									269	H CSU Bakersfield	3 0	
									272	H Seattle	3 0	
<hr/>												
LAST 10 GAMES												
			116	H Utah	3 0	9	A UCLA	0 <div>3</div>				
			162	H Colorado	3 2	27	H California	1 <div>3</div>				
			126	H Washington St.	3 2	7	H Stanford	1 <div>3</div>				
			30	H Washington	0 <div>3</div>	30	A Washington	0 <div>3</div>				
			12	A Southern California	0 <div>3</div>	126	A Washington St.	0 <div>3</div>				

Non-Div. I Games:

Oregon St.

Average RPI Win: 211		WON-LOST	WINNING	LAST 10	STRENGTH OF		OPP. STRENGTH	TEAM	ADJ	CONF.	ADJ CONF.
Average RPI Loss: 100		RECORD	PCT. RANK	GAMES	SCHEDULE		OF SCHEDULE	RPI	RPI	RPI	RPI
DIV. I ONLY		17- 8	.68	74	6- 4		171	190	105	.53435	107
DIV. I NON-CONF.		10- 4	.71429	67	0- 0		129	204	79	.5589	81
TOTALS		RPI 1-25	RPI 26-50		W-L RECORDS		RPI 51-100		RPI 101-150		RPI 150+
17- 8	0- 0	0- 1		OVERALL		2- 5		2- 1		13- 1	
10- 1	0- 0	0- 0		HOME		0- 1		1- 0		9- 0	
2- 6	0- 0	0- 1		AWAY		0- 3		0- 1		2- 1	
5- 1	0- 0	0- 0		NEUTRAL		2- 1		1- 0		2- 0	
10- 4	0- 0	0- 0		NON-CONFERENCE		2- 3		1- 1		7- 0	
4- 0	0- 0	0- 0		HOME		0- 0		0- 0		4- 0	
1- 3	0- 0	0- 0		AWAY		0- 2		0- 1		1- 0	
5- 1	0- 0	0- 0		NEUTRAL		2- 1		1- 0		2- 0	
7- 4	0- 0	0- 1		CONFERENCE		0- 2		1- 0		6- 1	
6- 1	0- 0	0- 0		HOME		0- 1		1- 0		5- 0	
1- 3	0- 0	0- 1		AWAY		0- 1		0- 0		1- 1	
0- 0	0- 0	0- 0		NEUTRAL		0- 0		0- 0		0- 0	
RPI S	Opponent	Score	RPI S	Opponent	Score	RPI S	Opponent	Score	RPI S	Opponent	Score
			34 A	Dayton	0 3	61 N	IPFW	3 0	120 N	Mississippi St.	3 0
						66 N	New Mexico St.	3 0	127 H	George Washington	3 1
						77 A	Pacific	0 3	145 A	Cleveland St.	0 3
						78 A	Northwestern	1 3	178 H	Charlotte	3 2
						79 H	Saint Louis	0 3	187 N	Colgate	3 1
						85 A	Xavier	0 3	206 A	Rhode Island	0 3
						92 N	Army	2 3	206 H	Rhode Island	3 0
									211 H	Eastern Ky.	3 0
									214 A	Robert Morris	3 1
									231 H	Marist	3 0
									249 H	Temple	3 0
									253 N	DePaul	3 0
									279 A	Fordham	3 2
									279 H	Fordham	3 1
									303 H	Howard	3 0
									308 H	Saint Francis (PA)	3 0
									310 H	La Salle	3 0
LAST 10 GAMES											
			279 H	Fordham	3 1	279 A	Fordham	3 2			
			206 H	Rhode Island	3 0	206 A	Rhode Island	0 3			
			79 H	Saint Louis	0 3	34 A	Dayton	0 3			
			249 H	Temple	3 0	85 A	Xavier	0 3			
			310 H	La Salle	3 0	178 H	Charlotte	3 2			

Non-Div. I Games:

Duquesne

Average RPI Win: 151		WON-LOST	WINNING	LAST 10	STRENGTH OF	OPP. STRENGTH	TEAM	ADJ	CONF.	ADJ CONF.		
Average RPI Loss: 55		RECORD	PCT. RANK	GAMES	SCHEDULE	OF SCHEDULE	RPI	RPI	RPI	RPI		
DIV. I ONLY		9- 12	.42857	204	4- 6	61	54	116	.5329	108	6	6
DIV. I NON-CONF.		5- 6	.45455	193	0- 0	57	47	117	.53654	110	6	6

TOTALS		RPI 1-25	RPI 26-50		W-L RECORDS		RPI 51-100		RPI 101-150		RPI 150+	
9- 12		0- 4	0- 0		OVERALL		3- 6		2- 2		4- 0	
2- 5		0- 2	0- 0		HOME		1- 3		1- 0		0- 0	
3- 5		0- 1	0- 0		AWAY		0- 3		0- 1		3- 0	
4- 2		0- 1	0- 0		NEUTRAL		2- 0		1- 1		1- 0	
5- 6		0- 2	0- 0		NON-CONFERENCE		2- 2		1- 2		2- 0	
0- 2		0- 0	0- 0		HOME		0- 2		0- 0		0- 0	
1- 2		0- 1	0- 0		AWAY		0- 0		0- 1		1- 0	
4- 2		0- 1	0- 0		NEUTRAL		2- 0		1- 1		1- 0	
4- 6		0- 2	0- 0		CONFERENCE		1- 4		1- 0		2- 0	
2- 3		0- 2	0- 0		HOME		1- 1		1- 0		0- 0	
2- 3		0- 0	0- 0		AWAY		0- 3		0- 0		2- 0	
0- 0		0- 0	0- 0		NEUTRAL		0- 0		0- 0		0- 0	
RPI S	Opponent	Score		RPI S	Opponent	Score		RPI S	Opponent	Score		
4 A	Texas	0	3			51 A	BYU	0	3	109 N	SMU	3 2
16 H	Pepperdine	1	3			51 H	BYU	0	3	111 A	Utah Valley	1 3
19 N	Michigan	1	3			59 H	UC Santa Barbara	1	3	126 N	Washington St.	1 3
21 H	San Diego	2	3			62 A	St. Mary's (CA)	2	3	132 H	Loyola Marymount	3 0
						65 H	North Dakota	1	3	192 A	Portland	3 1
						80 A	San Francisco	1	3	198 A	Gonzaga	3 1
						80 H	San Francisco	3	1	204 N	Eastern Wash.	3 0
						83 N	UTSA	3	2	272 A	Seattle	3 0
						91 N	Cal Poly	3	1			

LAST 10 GAMES												
	51 H	BYU	0	3		80 A	San Francisco	1	3			
	80 H	San Francisco	3	1		51 A	BYU	0	3			
	132 H	Loyola Marymount	3	0		198 A	Gonzaga	3	1			
	62 A	St. Mary's (CA)	2	3		192 A	Portland	3	1			
	16 H	Pepperdine	1	3		21 H	San Diego	2	3			

Non-Div. I Games:

Santa Clara

SMU

Average RPI Win:132

Average RPI Loss:91

WON-LOST
RECORD

WINNING
PCT. RANK

LAST 10
GAMES

STRENGTH OF
SCHEDULE

OPP. STRENGTH
OF SCHEDULE

TEAM
RPI

ADJ
RPI

CONF.
RPI

ADJ CONF.
RPI

DIV. I ONLY

DIV. I NON-CONF.

11- 14

4- 8

.44194

.33333242

7- 3

0- 0

52

31

84

41

112

130

.53147109

.53282119

11

9

11

9

TOTALS

RPI 1-25

RPI 26-50

W-L RECORDS

RPI 51-100

RPI 101-150

RPI 150+

11- 14

7- 3

2- 7

2- 4

4- 8

2- 1

0- 3

2- 4

7- 6

5- 2

2- 4

0- 0

1- 2

0- 0

1- 2

0- 0

1- 0

0- 0

0- 0

1- 0

1- 0

0- 0

0- 0

1- 2

0- 2

0- 1

0- 1

3- 4

1- 2

1- 1

1- 1

2- 2

1- 1

1- 1

0- 0

2- 2

1- 1

1- 1

0- 0

0- 1

0- 0

0- 1

0- 0

2- 3

1- 0

0- 1

1- 2

4- 3

4- 1

0- 2

0- 0

1- 0

1- 0

0- 0

0- 0

3- 3

3- 1

0- 2

0- 0

RPI S

Opponent

Score

RPI S

Opponent

Score

RPI S

Opponent

Score

RPI S

Opponent

Score

4 A

Texas

03

40 N

Missouri St.

03

53 H

TCU

13

104 A

UTEP

23

22 A

Tulsa

31

43 H

Houston

32

57 H

Rice

13

106 N

Oregon St.

23

23 A

Oklahoma

03

50 A

Long Beach St.

03

67 N

Oral Roberts

30

108 N

Santa Clara

23

69 A

UAB

30

69 H

UAB

30

134 H

Alabama

32

81 A

UCF

03

83 N

UTSA

13

149 N

Utah St.

31

151 A

Memphis

23

151 H

Memphis

32

195 A

Marshall

23

218 H

Tulane

31

218 H

Tulane

13

245 H

Lamar

30

282 H

East Carolina

30

LAST 10 GAMES

151 H

Memphis

32

69 H

UAB

30

195 A

Marshall

23

282 H

East Carolina

30

69 A

UAB

30

151 A

Memphis

23

218 H

Tulane

31

218 H

Tulane

13

22 A

Tulsa

31

43 H

Houston

32

S
M
U

Non-Div. I Games:

SMU

Average RPI Win:	169	WON-LOST RECORD	WINNING PCT. RANK	LAST 10 GAMES	STRENGTH OF SCHEDULE	OPP. STRENGTH OF SCHEDULE	TEAM RPI	ADJ RPI	CONF. RPI	ADJ CONF. RPI	
Average RPI Loss:	108										
DIV. I ONLY	14- 10	.58333	121	6- 4	128	122	113	.53088	110	12	12
DIV. I NON-CONF.	8- 5	.61538	111	0- 0	98	125	93	.55221	89	11	11
<hr/>											
TOTALS	RPI 1-25	RPI 26-50		W-L RECORDS	RPI 51-100		RPI 101-150		RPI 150+		
14- 10	0- 0	0- 2		OVERALL	2- 2		2- 5		10- 1		
4- 1	0- 0	0- 0		HOME	0- 0		0- 1		4- 0		
5- 6	0- 0	0- 2		AWAY	1- 1		2- 2		2- 1		
5- 3	0- 0	0- 0		NEUTRAL	1- 1		0- 2		4- 0		
<hr/>											
8- 5	0- 0	0- 1		NON-CONFERENCE	1- 1		1- 3		6- 0		
1- 0	0- 0	0- 0		HOME	0- 0		0- 0		1- 0		
2- 2	0- 0	0- 1		AWAY	0- 0		1- 1		1- 0		
5- 3	0- 0	0- 0		NEUTRAL	1- 1		0- 2		4- 0		
<hr/>											
6- 5	0- 0	0- 1		CONFERENCE	1- 1		1- 2		4- 1		
3- 1	0- 0	0- 0		HOME	0- 0		0- 1		3- 0		
3- 4	0- 0	0- 1		AWAY	1- 1		1- 1		1- 1		
0- 0	0- 0	0- 0		NEUTRAL	0- 0		0- 0		0- 0		
<hr/>											
RPI S	Opponent	Score	RPI S	Opponent	Score	RPI S	Opponent	Score	RPI S	Opponent	Score
			27 A	California	0 3	56 N	Arkansas	2 3	105 A	James Madison	3 2
			36 A	Marquette	0 3	58 A	Notre Dame	0 3	112 A	Syracuse	3 2
						74 N	Appalachian St.	3 0	114 A	Villanova	0 3
						88 A	Seton Hall	3 2	127 A	George Washington	2 3
									128 N	American	1 3
									141 H	Pittsburgh	1 3
									144 N	Sacramento St.	1 3
									154 H	West Virginia	3 0
									167 H	Connecticut	3 2
									169 H	VCU	3 0
									185 A	Wake Forest	3 0
									202 N	Texas-Arlington	3 1
									208 N	East Tenn. St.	3 2
									221 N	George Mason	3 0
									223 H	St. John's (NY)	3 1
									225 N	North Florida	3 0
									235 A	Rutgers	3 2
									253 A	DePaul	2 3
<hr/>											
			LAST 10 GAMES								
			235 A	Rutgers	3 2	112 A	Syracuse	3 2			
			88 A	Seton Hall	3 2	36 A	Marquette	0 3			
			167 H	Connecticut	3 2	154 H	West Virginia	3 0			
			223 H	St. John's (NY)	3 1	141 H	Pittsburgh	1 3			
			114 A	Villanova	0 3	253 A	DePaul	2 3			

Non-Div. I Games:

Georgetown

Average RPI Win:		199	WON-LOST RECORD		WINNING PCT. RANK		LAST 10 GAMES		STRENGTH OF SCHEDULE		OPP. STRENGTH OF SCHEDULE		TEAM RPI		ADJ RPI		CONF. RPI		ADJ CONF. RPI	
DIV. I ONLY			18- 7		.72 51		9- 1		240		144		115		.53048 111		22		21	
DIV. I NON-CONF.			10- 6		.625 105		1- 0		179		76		127		.52861 127		23		24	
TOTALS		RPI 1-25		RPI 26-50		W-L RECORDS		RPI 51-100		RPI 101-150		RPI 150+								
18- 7		0- 1		0- 1		OVERALL		3- 1		4- 3		11- 1								
10- 2		0- 1		0- 0		HOME		2- 0		3- 1		5- 0								
6- 3		0- 0		0- 0		AWAY		1- 1		0- 1		5- 1								
2- 2		0- 0		0- 1		NEUTRAL		0- 0		1- 1		1- 0								
10- 6		0- 1		0- 1		NON-CONFERENCE		2- 1		3- 2		5- 1								
6- 2		0- 1		0- 0		HOME		2- 0		2- 1		2- 0								
2- 2		0- 0		0- 0		AWAY		0- 1		0- 0		2- 1								
2- 2		0- 0		0- 1		NEUTRAL		0- 0		1- 1		1- 0								
8- 1		0- 0		0- 0		CONFERENCE		1- 0		1- 1		6- 0								
4- 0		0- 0		0- 0		HOME		0- 0		1- 0		3- 0								
4- 1		0- 0		0- 0		AWAY		1- 0		0- 1		3- 0								
0- 0		0- 0		0- 0		NEUTRAL		0- 0		0- 0		0- 0								
RPI	S	Opponent		Score		RPI	S	Opponent		Score		RPI	S	Opponent		Score				
19	H	Michigan		0 3		31	N	Kansas St.		0 3		62	A	St. Mary's (CA)		2 3				
												65	A	North Dakota		3 1				
												91	H	Cal Poly		3 2				
												100	H	Illinois St.		3 2				
												108	H	Santa Clara		3 1				
												112	H	Syracuse		3 2				
												119	A	Houston Baptist		1 3				
												119	H	Houston Baptist		3 1				
												138	H	Northern Ariz.		1 3				
												138	N	Northern Ariz.		2 3				
												144	N	Sacramento St.		3 0				
												163	H	Boise St.		3 1				
												184	A	Idaho St.		0 3				
												216	A	NJIT		3 2				
												216	H	NJIT		3 0				
												237	A	Air Force		3 0				
												268	A	Tex.-Pan American		3 0				
												268	H	Tex.-Pan American		3 0				
												269	H	CSU Bakersfield		3 0				
												277	A	Weber St.		3 2				
												287	N	S.C. Upstate		3 0				
												319	A	Chicago St.		3 0				
												319	H	Chicago St.		3 0				
LAST 10 GAMES						LAST 10 GAMES						LAST 10 GAMES								
268 H Tex.-Pan American 3 0						268 A Tex.-Pan American 3 0						268 A Tex.-Pan American 3 0								
119 H Houston Baptist 3 1						163 H Boise St. 3 1						163 H Boise St. 3 1								
319 A Chicago St. 3 0						216 H NJIT 3 0						216 H NJIT 3 0								
216 A NJIT 3 2						319 H Chicago St. 3 0						319 H Chicago St. 3 0								
119 A Houston Baptist 1 3						65 A North Dakota 3 1						65 A North Dakota 3 1								

Non-Div. I Games:	BYU-Hawaii	3	0
-------------------	------------	---	---

Utah Valley

Average RPI Win:	188	WON-LOST	WINNING	LAST 10	STRENGTH OF	OPP. STRENGTH	TEAM	ADJ	CONF.	ADJ CONF.	
Average RPI Loss:	124	RECORD	PCT. RANK	GAMES	SCHEDULE	OF SCHEDULE	RPI	RPI	RPI	RPI	
DIV. I ONLY	17- 9	.65385	86	7- 3	139	174	100	.5304	112	12	12
DIV. I NON-CONF.	11- 5	.6875	80	2- 0	120	227	92	.54576	97	11	11
<hr/>											
TOTALS	RPI 1-25	RPI 26-50		W-L RECORDS	RPI 51-100		RPI 101-150		RPI 150+		
17- 9	0- 0	0- 2		OVERALL	3- 0		2- 3		12- 4		
7- 3	0- 0	0- 1		HOME	2- 0		1- 1		4- 1		
5- 5	0- 0	0- 0		AWAY	0- 0		1- 2		4- 3		
5- 1	0- 0	0- 1		NEUTRAL	1- 0		0- 0		4- 0		
<hr/>											
11- 5	0- 0	0- 1		NON-CONFERENCE	2- 0		0- 2		9- 2		
4- 0	0- 0	0- 0		HOME	1- 0		0- 0		3- 0		
2- 4	0- 0	0- 0		AWAY	0- 0		0- 2		2- 2		
5- 1	0- 0	0- 1		NEUTRAL	1- 0		0- 0		4- 0		
<hr/>											
6- 4	0- 0	0- 1		CONFERENCE	1- 0		2- 1		3- 2		
3- 3	0- 0	0- 1		HOME	1- 0		1- 1		1- 1		
3- 1	0- 0	0- 0		AWAY	0- 0		1- 0		2- 1		
0- 0	0- 0	0- 0		NEUTRAL	0- 0		0- 0		0- 0		
<hr/>											
RPI S	Opponent	Score	RPI S	Opponent	Score	RPI S	Opponent	Score	RPI S	Opponent	Score
			34 N	Dayton	0 3	84 N	Texas St.	3 0	110 H	Georgetown	2 3
			36 H	Marquette	1 3	87 H	Sacred Heart	3 0	111 A	Utah Valley	2 3
						88 H	Seton Hall	3 1	114 H	Villanova	3 1
									141 A	Pittsburgh	3 0
									149 A	Utah St.	1 3
									154 A	West Virginia	0 3
									156 H	South Fla.	2 3
									160 A	Niagara	2 3
									167 A	Connecticut	3 0
									176 A	Long Island	3 1
									184 N	Idaho St.	3 1
									187 H	Colgate	3 0
									191 N	Lehigh	3 0
									205 A	Buffalo	2 3
									223 A	St. John's (NY)	3 0
									235 H	Rutgers	3 1
									249 N	Temple	3 1
									251 A	Binghamton	3 0
									256 H	Siena	3 0
									267 N	Cornell	3 1
									302 H	Youngstown St.	3 2
<hr/>											
			LAST 10 GAMES								
			141 A	Pittsburgh	3 0	36 H	Marquette	1 3			
			154 A	West Virginia	0 3	110 H	Georgetown	2 3			
			88 H	Seton Hall	3 1	114 H	Villanova	3 1			
			235 H	Rutgers	3 1	187 H	Colgate	3 0			
			251 A	Binghamton	3 0	167 A	Connecticut	3 0			

Non-Div. I Games:

Syracuse

Average RPI Win:		168	WON-LOST RECORD		WINNING PCT. RANK		LAST 10 GAMES		STRENGTH OF SCHEDULE		OPP. STRENGTH OF SCHEDULE		TEAM RPI		ADJ RPI		CONF. RPI		ADJ CONF. RPI			
Average RPI Loss:		95																				
DIV. I ONLY			13- 8		.61905 105		6- 4		159		98		109		.52985 113		10		10			
DIV. I NON-CONF.			7- 4		.63636 96		0- 1		273		88		164		.49073 167		12		12			
TOTALS		RPI 1-25		RPI 26-50		W-L RECORDS		RPI 51-100		RPI 101-150		RPI 150+										
13- 8		0- 1		0- 3		OVERALL		2- 1		3- 1		8- 2										
8- 1		0- 0		0- 1		HOME		1- 0		2- 0		5- 0										
4- 5		0- 1		0- 1		AWAY		1- 1		1- 1		2- 1										
1- 2		0- 0		0- 1		NEUTRAL		0- 0		0- 0		1- 1										
7- 4		0- 1		0- 1		NON-CONFERENCE		0- 0		1- 0		6- 2										
4- 0		0- 0		0- 0		HOME		0- 0		1- 0		3- 0										
2- 2		0- 1		0- 0		AWAY		0- 0		0- 0		2- 1										
1- 2		0- 0		0- 1		NEUTRAL		0- 0		0- 0		1- 1										
6- 4		0- 0		0- 2		CONFERENCE		2- 1		2- 1		2- 0										
4- 1		0- 0		0- 1		HOME		1- 0		1- 0		2- 0										
2- 3		0- 0		0- 1		AWAY		1- 1		1- 1		0- 0										
0- 0		0- 0		0- 0		NEUTRAL		0- 0		0- 0		0- 0										
RPI	S	Opponent		Score		RPI	S	Opponent		Score		RPI	S	Opponent		Score						
21	A	San Diego		2	3	35	A	Colorado St.		0	3	53	A	TCU		3	2	101	A	New Mexico	3	2
						35	H	Colorado St.		1	3	97	A	Wyoming		2	3	123	H	UC Irvine	3	1
						42	N	Kansas		1	3	97	H	Wyoming		3	0	148	A	UNLV	0	3
																		148	H	UNLV	3	1
																		157	H	Cal St. Fullerton	3	2
																		161	N	Valparaiso	0	3
																		163	H	Boise St.	3	0
																		190	A	UC Riverside	3	1
																		192	H	Portland	3	2
																		218	A	Tulane	2	3
																		219	N	William & Mary	3	0
																		237	H	Air Force	3	0
																		247	H	Nevada	3	0
																		253	A	DePaul	3	0
LAST 10 GAMES																						
						97	A	Wyoming		2	3	237	H	Air Force		3	0					
						35	A	Colorado St.		0	3	101	A	New Mexico		3	2					
						148	H	UNLV		3	1	53	A	TCU		3	2					
						21	A	San Diego		2	3	35	H	Colorado St.		1	3					
						163	H	Boise St.		3	0	97	H	Wyoming		3	0					

Non-Div. I Games:

San Diego St.

Average RPI Win:	182	WON-LOST	WINNING	LAST 10	STRENGTH OF	OPP. STRENGTH	TEAM	ADJ	CONF.	ADJ CONF.									
Average RPI Loss:	86	RECORD	PCT. RANK	GAMES	SCHEDULE	OF SCHEDULE	RPI	RPI	RPI	RPI									
DIV. I ONLY	15- 10	.6	116	5- 5	144	109	111	.52867	114	12	12								
DIV. I NON-CONF.	8- 6	.57143	138	0- 1	127	94	121	.5311	121	11	11								
<hr/>																			
TOTALS	RPI 1-25	RPI 26-50		W-L RECORDS		RPI 51-100		RPI 101-150		RPI 150+									
15- 10	0- 1	0- 3		OVERALL		1- 3		5- 1		9- 2									
7- 2	0- 0	0- 0		HOME		0- 1		3- 0		4- 1									
5- 5	0- 1	0- 1		AWAY		1- 1		1- 1		3- 1									
3- 3	0- 0	0- 2		NEUTRAL		0- 1		1- 0		2- 0									
<hr/>																			
8- 6	0- 1	0- 2		NON-CONFERENCE		0- 2		3- 0		5- 1									
3- 1	0- 0	0- 0		HOME		0- 1		1- 0		2- 0									
2- 2	0- 1	0- 0		AWAY		0- 0		1- 0		1- 1									
3- 3	0- 0	0- 2		NEUTRAL		0- 1		1- 0		2- 0									
<hr/>																			
7- 4	0- 0	0- 1		CONFERENCE		1- 1		2- 1		4- 1									
4- 1	0- 0	0- 0		HOME		0- 0		2- 0		2- 1									
3- 3	0- 0	0- 1		AWAY		1- 1		0- 1		2- 0									
0- 0	0- 0	0- 0		NEUTRAL		0- 0		0- 0		0- 0									
<hr/>																			
RPI	S	Opponent	Score		RPI	S	Opponent	Score		RPI	S	Opponent	Score						
15	A	Tennessee	0	3	26	N	Western Ky.	0	3	52	N	Ohio	2	3	103	H	Delaware	3	1
					32	N	Missouri	2	3	53	H	TCU	1	3	110	H	Georgetown	3	0
					36	A	Marquette	0	3	58	A	Notre Dame	3	1	112	A	Syracuse	1	3
										88	A	Seton Hall	2	3	128	A	American	3	0
															129	N	Maryland	3	1
															141	H	Pittsburgh	3	1
															154	H	West Virginia	3	0
															167	H	Connecticut	3	1
															187	H	Colgate	3	0
															217	A	Penn	3	1
															219	A	William & Mary	2	3
															223	H	St. John's (NY)	0	3
															235	A	Rutgers	3	0
															249	N	Temple	3	0
															253	A	DePaul	3	2
															291	H	Loyola Maryland	3	0
															310	N	La Salle	3	0
<hr/>																			
LAST 10 GAMES																			
88 A Seton Hall					2	3	219 A William & Mary					2	3						
235 A Rutgers					3	0	36 A Marquette					0	3						
223 H St. John's (NY)					0	3	112 A Syracuse					1	3						
167 H Connecticut					3	1	141 H Pittsburgh					3	1						
110 H Georgetown					3	0	154 H West Virginia					3	0						

Non-Div. I Games:

Villanova

Idaho

I
d
a
h
o

Idaho

Average RPI Win:	149	WON-LOST	WINNING	LAST 10	STRENGTH OF	OPP. STRENGTH	TEAM	ADJ	CONF.	ADJ CONF.	
Average RPI Loss:	49	RECORD	PCT. RANK	GAMES	SCHEDULE	OF SCHEDULE	RPI	RPI	RPI	RPI	
DIV. I ONLY		9- 15	.375 232	3- 7	46	27	122	.52756 116	3	3	
DIV. I NON-CONF.		5- 4	.55556 147	0- 0	190	78	149	.5065 147	3	3	
<hr/>											
TOTALS	RPI 1-25	RPI 26-50		W-L RECORDS	RPI 51-100		RPI 101-150		RPI 150+		
9- 15	0- 5	1- 4		OVERALL	1- 3		3- 3		4- 0		
4- 8	0- 2	0- 2		HOME	0- 3		2- 1		2- 0		
4- 6	0- 3	1- 2		AWAY	1- 0		1- 1		1- 0		
1- 1	0- 0	0- 0		NEUTRAL	0- 0		0- 1		1- 0		
<hr/>											
5- 4	0- 0	0- 0		NON-CONFERENCE	1- 3		1- 1		3- 0		
3- 3	0- 0	0- 0		HOME	0- 3		1- 0		2- 0		
1- 0	0- 0	0- 0		AWAY	1- 0		0- 0		0- 0		
1- 1	0- 0	0- 0		NEUTRAL	0- 0		0- 1		1- 0		
<hr/>											
4- 11	0- 5	1- 4		CONFERENCE	0- 0		2- 2		1- 0		
1- 5	0- 2	0- 2		HOME	0- 0		1- 1		0- 0		
3- 6	0- 3	1- 2		AWAY	0- 0		1- 1		1- 0		
0- 0	0- 0	0- 0		NEUTRAL	0- 0		0- 0		0- 0		
<hr/>											
RPI S	Opponent	Score	RPI S	Opponent	Score	RPI S	Opponent	Score	RPI S	Opponent	Score
7 A	Stanford	0 3	27 A	California	0 3	51 H	BYU	0 3	106 A	Oregon St.	0 3
9 A	UCLA	0 3	30 A	Washington	0 3	64 H	Eastern Mich.	2 3	106 H	Oregon St.	0 3
9 H	UCLA	0 3	39 H	Arizona	1 3	78 H	Northwestern	0 3	126 A	Washington St.	3 1
12 A	Southern California	0 3	41 A	Oregon	3 2	90 A	Yale	3 1	131 H	Arizona St.	3 0
12 H	Southern California	0 3	41 H	Oregon	0 3				135 H	Cal St. Northridge	3 0
									150 N	Boston College	1 3
									162 A	Colorado	3 0
									187 N	Colgate	3 0
									190 H	UC Riverside	3 1
									277 H	Weber St.	3 0
<hr/>											
LAST 10 GAMES											
106 A Oregon St.					0 3	131 H Arizona St.					3 0
41 A Oregon					3 2	30 A Washington					0 3
9 A UCLA					0 3	126 A Washington St.					3 1
12 A Southern California					0 3	12 H Southern California					0 3
39 H Arizona					1 3	9 H UCLA					0 3

Non-Div. I Games:

Utah

Average RPI Win: 193		WON-LOST	WINNING	LAST 10	STRENGTH OF		OPP. STRENGTH	TEAM	ADJ	CONF.	ADJ CONF.
Average RPI Loss: 65		RECORD	PCT. RANK	GAMES	SCHEDULE		OF SCHEDULE	RPI	RPI	RPI	RPI
DIV. I ONLY		17- 9	.65385	86	3- 7		223	92	121	.52714	117
DIV. I NON-CONF.		12- 1	.92308	15	0- 0		280	219	84	.55627	85
TOTALS		RPI 1-25	RPI 26-50		W-L RECORDS		RPI 51-100		RPI 101-150		RPI 150+
17- 9	0- 2	0- 2		OVERALL		2- 3		4- 2		11- 0	
8- 4	0- 2	0- 0		HOME		1- 1		3- 1		4- 0	
5- 5	0- 0	0- 2		AWAY		1- 2		1- 1		3- 0	
4- 0	0- 0	0- 0		NEUTRAL		0- 0		0- 0		4- 0	
12- 1	0- 0	0- 0		NON-CONFERENCE		1- 1		1- 0		10- 0	
6- 0	0- 0	0- 0		HOME		1- 0		1- 0		4- 0	
2- 1	0- 0	0- 0		AWAY		0- 1		0- 0		2- 0	
4- 0	0- 0	0- 0		NEUTRAL		0- 0		0- 0		4- 0	
5- 8	0- 2	0- 2		CONFERENCE		1- 2		3- 2		1- 0	
2- 4	0- 2	0- 0		HOME		0- 1		2- 1		0- 0	
3- 4	0- 0	0- 2		AWAY		1- 1		1- 1		1- 0	
0- 0	0- 0	0- 0		NEUTRAL		0- 0		0- 0		0- 0	
RPI S	Opponent	Score		RPI S	Opponent	Score		RPI S	Opponent	Score	
11 H	Florida St.	2	3	29 A	North Carolina	2	3	54 H	Wisconsin	3	2
25 H	Miami (FL)	2	3	45 A	Duke	0	3	60 A	Clemson	2	3
								63 H	Virginia Tech	2	3
								72 A	Georgia Tech	3	2
								74 A	Appalachian St.	1	3
								129 A	Maryland	0	3
								129 H	Maryland	3	1
								136 H	Towson	3	0
								146 H	Virginia	1	3
								150 A	Boston College	3	0
								150 H	Boston College	3	1
								164 H	Liberty	3	0
								170 N	Kennesaw St.	3	0
								178 N	Charlotte	3	0
								185 A	Wake Forest	3	0
								222 H	Western Caro.	3	0
								236 A	UNC Wilmington	3	0
								242 H	Campbell	3	0
								282 N	East Carolina	3	0
								292 A	Citadel	3	0
								301 N	Charleston So.	3	1
								324 H	N.C. A&T	3	0
LAST 10 GAMES											
150 H	Boston College	3	1	63 H	Virginia Tech	2	3				
129 H	Maryland	3	1	11 H	Florida St.	2	3				
45 A	Duke	0	3	25 H	Miami (FL)	2	3				
185 A	Wake Forest	3	0	29 A	North Carolina	2	3				
146 H	Virginia	1	3	60 A	Clemson	2	3				

Non-Div. I Games:

North Carolina St.

Average RPI Win:	129	WON-LOST	WINNING		LAST 10		STRENGTH OF		OPP. STRENGTH		TEAM	ADJ	CONF.	ADJ CONF.	
Average RPI Loss:	68	RECORD	PCT. RANK		GAMES			SCHEDULE	OF SCHEDULE	RPI	RPI	RPI	RPI		
DIV. I ONLY		9- 15	.375	232	4- 6		39		38	117	.52692	118	4	4	
DIV. I NON-CONF.		4- 6	.4	220	0- 0		44		74	128	.52647	129	4	4	
TOTALS		RPI 1-25	RPI 26-50		W-L RECORDS		RPI 51-100		RPI 101-150		RPI 150+				
9- 15	0- 7	0- 1		OVERALL		4- 3		2- 3		3- 1					
6- 5	0- 3	0- 1		HOME		2- 0		1- 1		3- 0					
2- 7	0- 3	0- 0		AWAY		1- 2		1- 2		0- 0					
1- 3	0- 1	0- 0		NEUTRAL		1- 1		0- 0		0- 1					
4- 6	0- 2	0- 1		NON-CONFERENCE		1- 2		0- 0		3- 1					
3- 1	0- 0	0- 1		HOME		0- 0		0- 0		3- 0					
0- 2	0- 1	0- 0		AWAY		0- 1		0- 0		0- 0					
1- 3	0- 1	0- 0		NEUTRAL		1- 1		0- 0		0- 1					
5- 9	0- 5	0- 0		CONFERENCE		3- 1		2- 3		0- 0					
3- 4	0- 3	0- 0		HOME		2- 0		1- 1		0- 0					
2- 5	0- 2	0- 0		AWAY		1- 1		1- 2		0- 0					
0- 0	0- 0	0- 0		NEUTRAL		0- 0		0- 0		0- 0					
RPI	S	Opponent	Score	RPI	S	Opponent	Score	RPI	S	Opponent	Score	RPI	S	Opponent	Score
13	A	Kentucky	1 3	42	H	Kansas	0 3	56	A	Arkansas	3 2	120	A	Mississippi St.	3 1
13	H	Kentucky	1 3					59	N	UC Santa Barbara	1 3	122	A	Ole Miss	0 3
15	A	Tennessee	0 3					72	A	Georgia Tech	0 3	122	H	Ole Miss	3 1
15	H	Tennessee	1 3					76	N	Samford	3 1	134	A	Alabama	0 3
16	A	Pepperdine	1 3					86	A	LSU	1 3	134	H	Alabama	1 3
17	H	Florida	0 3					96	H	Auburn	3 1	164	H	Liberty	3 0
25	N	Miami (FL)	0 3					99	H	South Carolina	3 0	170	H	Kennesaw St.	3 0
												258	N	Mercer	2 3
												261	H	Florida A&M	3 0
				LAST 10 GAMES											
				122	A	Ole Miss	0 3	86	A	LSU	1 3				
				134	A	Alabama	0 3	120	A	Mississippi St.	3 1				
				15	H	Tennessee	1 3	96	H	Auburn	3 1				
				13	H	Kentucky	1 3	17	H	Florida	0 3				
				56	A	Arkansas	3 2	99	H	South Carolina	3 0				

Average RPI Win:		216	WON-LOST RECORD		WINNING PCT. RANK		LAST 10 GAMES		STRENGTH OF SCHEDULE		OPP. STRENGTH OF SCHEDULE		TEAM RPI		ADJ RPI		CONF. RPI		ADJ CONF. RPI	
DIV. I ONLY			18- 8		.69231 66		6- 4		199		204		114		.52667 119		22		21	
DIV. I NON-CONF.			14- 5		.73684 57		2- 1		217		182		116		.53025 124		23		24	
TOTALS		RPI 1-25		RPI 26-50		W-L RECORDS		RPI 51-100		RPI 101-150		RPI 150+								
18- 8		0- 1		0- 0		OVERALL		2- 5		2- 1		14- 1								
7- 2		0- 0		0- 0		HOME		1- 1		2- 0		4- 1								
7- 4		0- 1		0- 0		AWAY		1- 2		0- 1		6- 0								
4- 2		0- 0		0- 0		NEUTRAL		0- 2		0- 0		4- 0								
14- 5		0- 1		0- 0		NON-CONFERENCE		2- 3		1- 0		11- 1								
6- 1		0- 0		0- 0		HOME		1- 0		1- 0		4- 1								
4- 2		0- 1		0- 0		AWAY		1- 1		0- 0		3- 0								
4- 2		0- 0		0- 0		NEUTRAL		0- 2		0- 0		4- 0								
4- 3		0- 0		0- 0		CONFERENCE		0- 2		1- 1		3- 0								
1- 1		0- 0		0- 0		HOME		0- 1		1- 0		0- 0								
3- 2		0- 0		0- 0		AWAY		0- 1		0- 1		3- 0								
0- 0		0- 0		0- 0		NEUTRAL		0- 0		0- 0		0- 0								
RPI	S	Opponent		Score		RPI	S	Opponent		Score		RPI	S	Opponent		Score				
18	A	Texas A&M		0 3								111	A	Utah Valley		1 3				
												65	A	North Dakota		2 3				
												65	H	North Dakota		1 3				
												66	N	New Mexico St.		0 3				
												72	N	Georgia Tech		0 3				
												83	H	UTSA		3 2				
												84	A	Texas St.		3 2				
														203 H A&M-Corpus Christi		3 2				
														216 A NJIT		3 1				
														240 N Northwestern St.		3 1				
														243 N La.-Lafayette		3 0				
														245 A Lamar		3 0				
														264 H Louisiana Tech		2 3				
														268 A Tex.-Pan American		3 0				
														296 A Prairie View		3 0				
														296 H Prairie View		3 0				
														311 H Southeastern La.		3 0				
														319 A Chicago St.		3 1				
														322 N Texas Southern		3 0				
LAST 10 GAMES																				
						65	A	North Dakota		2	3	268	A	Tex.-Pan American		3	0			
						111	A	Utah Valley		1	3	203	H	A&M-Corpus Christi		3	2			
						155	A	Stephen F. Austin		3	1	319	A	Chicago St.		3	1			
						111	H	Utah Valley		3	1	216	A	NJIT		3	1			
						65	H	North Dakota		1	3	18	A	Texas A&M		0	3			

Non-Div. I Games:

Houston Baptist

Average RPI Win: 126		WON-LOST RECORD		WINNING PCT. RANK		LAST 10 GAMES		STRENGTH OF SCHEDULE		OPP. STRENGTH OF SCHEDULE		TEAM RPI		ADJ RPI		CONF. RPI		ADJ CONF. RPI	
DIV. I ONLY		10- 13		.43478 201		4- 6		66		74		118		.52649 120		4		4	
DIV. I NON-CONF.		5- 4		.55556 147		0- 0		101		190		126		.52442 130		4		4	
TOTALS		RPI 1-25		RPI 26-50		W-L RECORDS		RPI 51-100		RPI 101-150		RPI 150+							
10- 13		1- 3		1- 0		OVERALL		3- 6		3- 2		2- 2							
4- 7		1- 2		0- 0		HOME		2- 2		0- 1		1- 2							
3- 5		0- 1		0- 0		AWAY		0- 4		2- 0		1- 0							
3- 1		0- 0		1- 0		NEUTRAL		1- 0		1- 1		0- 0							
5- 4		0- 0		1- 0		NON-CONFERENCE		1- 1		1- 1		2- 2							
1- 2		0- 0		0- 0		HOME		0- 0		0- 0		1- 2							
1- 1		0- 0		0- 0		AWAY		0- 1		0- 0		1- 0							
3- 1		0- 0		1- 0		NEUTRAL		1- 0		1- 1		0- 0							
5- 9		1- 3		0- 0		CONFERENCE		2- 5		2- 1		0- 0							
3- 5		1- 2		0- 0		HOME		2- 2		0- 1		0- 0							
2- 4		0- 1		0- 0		AWAY		0- 3		2- 0		0- 0							
0- 0		0- 0		0- 0		NEUTRAL		0- 0		0- 0		0- 0							
RPI S	Opponent	Score		RPI S	Opponent	Score		RPI S	Opponent	Score		RPI S	Opponent	Score					
13 H	Kentucky	3 0		47 N	Baylor	3 1		56 A	Arkansas	0 3		104 N	UTEP	3 2					
15 H	Tennessee	0 3						56 H	Arkansas	0 3		107 N	Duquesne	0 3					
17 A	Florida	0 3						77 A	Pacific	0 3		118 H	Georgia	1 3					
17 H	Florida	0 3						86 A	LSU	0 3		122 A	Ole Miss	3 2					
								86 H	LSU	2 3		134 A	Alabama	3 0					
								92 N	Army	3 1		207 H	Southern Ill.	2 3					
								96 H	Auburn	3 2		209 H	UT Martin	1 3					
								99 A	South Carolina	0 3		245 A	Lamar	3 0					
								99 H	South Carolina	3 2		311 H	Southeastern La.	3 0					
LAST 10 GAMES																			
86 H	LSU	2 3		13 H	Kentucky	3 0													
56 H	Arkansas	0 3		96 H	Auburn	3 2													
17 A	Florida	0 3		118 H	Georgia	1 3													
99 A	South Carolina	0 3		122 A	Ole Miss	3 2													
15 H	Tennessee	0 3		134 A	Alabama	3 0													

Non-Div. I Games:

Mississippi St.

[illegible]

Non-Div. I Games:

Bowling Green

Average RPI Win:	137	WON-LOST RECORD	WINNING PCT. RANK	LAST 10 GAMES	STRENGTH OF SCHEDULE	OPP. STRENGTH OF SCHEDULE	TEAM RPI	ADJ RPI	CONF. RPI	ADJ CONF. RPI
Average RPI Loss:	62									
DIV. I ONLY		8- 14	.36364 239	3- 7	55	30	128	.52464 122	4	4
DIV. I NON-CONF.		4- 4	.5 164	0- 0	45	38	82	.5633 74	4	4
<hr/>										
TOTALS	RPI 1-25	RPI 26-50		W-L RECORDS	RPI 51-100		RPI 101-150		RPI 150+	
8- 14	0- 5	0- 2		OVERALL	4- 4		1- 3		3- 0	
6- 4	0- 1	0- 0		HOME	3- 2		1- 1		2- 0	
1- 8	0- 3	0- 1		AWAY	1- 2		0- 2		0- 0	
1- 2	0- 1	0- 1		NEUTRAL	0- 0		0- 0		1- 0	
<hr/>										
4- 4	0- 2	0- 2		NON-CONFERENCE	1- 0		0- 0		3- 0	
3- 0	0- 0	0- 0		HOME	1- 0		0- 0		2- 0	
0- 2	0- 1	0- 1		AWAY	0- 0		0- 0		0- 0	
1- 2	0- 1	0- 1		NEUTRAL	0- 0		0- 0		1- 0	
<hr/>										
4- 10	0- 3	0- 0		CONFERENCE	3- 4		1- 3		0- 0	
3- 4	0- 1	0- 0		HOME	2- 2		1- 1		0- 0	
1- 6	0- 2	0- 0		AWAY	1- 2		0- 2		0- 0	
0- 0	0- 0	0- 0		NEUTRAL	0- 0		0- 0		0- 0	
<hr/>										
RPI S	Opponent	Score		RPI S	Opponent	Score		RPI S	Opponent	Score
4 A	Texas	1	3	44 N	Wichita St.	1	3	56 A	Arkansas	0 3
13 A	Kentucky	1	3	49 A	Louisville	0	3	56 H	Arkansas	3 2
15 A	Tennessee	2	3					78 H	Northwestern	3 1
16 N	Pepperdine	0	3					86 A	LSU	3 2
17 H	Florida	0	3					86 H	LSU	2 3
								96 A	Auburn	0 3
								96 H	Auburn	3 1
								99 H	South Carolina	1 3
<hr/>										
LAST 10 GAMES										
118 H Georgia				3	0	17 H Florida				0 3
96 H Auburn				3	1	15 A Tennessee				2 3
86 A LSU				3	2	13 A Kentucky				1 3
56 A Arkansas				0	3	120 H Mississippi St.				2 3
99 H South Carolina				1	3	134 A Alabama				1 3

Non-Div. I Games:

Ole Miss

Average RPI Win:		168	WON-LOST RECORD		WINNING PCT. RANK	LAST 10 GAMES	STRENGTH OF SCHEDULE	OPP. STRENGTH OF SCHEDULE	TEAM RPI	ADJ RPI	CONF. RPI	ADJ CONF. RPI
Average RPI Loss:		70										
DIV. I ONLY			9- 12		.42857 204	4- 6	76	81	127	.52213 123	9	8
DIV. I NON-CONF.			6- 6		.5 164	1- 1	81	66	119	.53582 113	7	7
TOTALS		RPI 1-25	RPI 26-50		W-L RECORDS		RPI 51-100		RPI 101-150		RPI 150+	
9- 12	0- 3		0- 1		OVERALL		2- 4		2- 4		5- 0	
4- 4	0- 0		0- 1		HOME		2- 2		1- 1		1- 0	
2- 6	0- 1		0- 0		AWAY		0- 2		1- 3		1- 0	
3- 2	0- 2		0- 0		NEUTRAL		0- 0		0- 0		3- 0	
6- 6	0- 3		0- 0		NON-CONFERENCE		0- 0		2- 3		4- 0	
2- 1	0- 0		0- 0		HOME		0- 0		1- 1		1- 0	
1- 3	0- 1		0- 0		AWAY		0- 0		1- 2		0- 0	
3- 2	0- 2		0- 0		NEUTRAL		0- 0		0- 0		3- 0	
3- 6	0- 0		0- 1		CONFERENCE		2- 4		0- 1		1- 0	
2- 3	0- 0		0- 1		HOME		2- 2		0- 0		0- 0	
1- 3	0- 0		0- 0		AWAY		0- 2		0- 1		1- 0	
0- 0	0- 0		0- 0		NEUTRAL		0- 0		0- 0		0- 0	
RPI S	Opponent	Score	RPI S	Opponent	Score	RPI S	Opponent	Score	RPI S	Opponent	Score	
5 N	UNI	2 3	50 H	Long Beach St.	0 3	59 H	UC Santa Barbara	0 3	101 A	New Mexico	2 3	
11 N	Florida St.	0 3				70 A	UC Davis	2 3	103 A	Delaware	3 2	
21 A	San Diego	0 3				70 H	UC Davis	3 1	113 A	San Diego St.	1 3	
						77 A	Pacific	2 3	115 H	Idaho	0 3	
						77 H	Pacific	0 3	135 A	Cal St. Northridge	0 3	
						91 H	Cal Poly	3 0	149 H	Utah St.	3 1	
									190 A	UC Riverside	3 0	
									192 N	Portland	3 0	
									197 N	Portland St.	3 2	
									247 N	Nevada	3 1	
									272 H	Seattle	3 0	
LAST 10 GAMES												
272 H	Seattle	3 0	59 H	UC Santa Barbara	0 3							
77 H	Pacific	0 3	91 H	Cal Poly	3 0							
70 H	UC Davis	3 1	50 H	Long Beach St.	0 3							
135 A	Cal St. Northridge	0 3	21 A	San Diego	0 3							
190 A	UC Riverside	3 0	70 A	UC Davis	2 3							

Non-Div. I Games:

UC Irvine

Average RPI Win:		205	WON-LOST RECORD		WINNING PCT. RANK		LAST 10 GAMES		STRENGTH OF SCHEDULE		OPP. STRENGTH OF SCHEDULE		TEAM RPI		ADJ RPI		CONF. RPI		ADJ CONF. RPI	
Average RPI Loss:		74																		
DIV. I ONLY			13- 14		.48148 167		6- 4		79		110		120		.52204 124		14		14	
DIV. I NON-CONF.			6- 6		.5 164		1- 0		40		61		72		.5649 72		14		14	
TOTALS		RPI 1-25		RPI 26-50		W-L RECORDS		RPI 51-100		RPI 101-150		RPI 150+								
13- 14		0- 4		0- 3		OVERALL		0- 4		2- 1		11- 2								
7- 6		0- 0		0- 2		HOME		0- 3		2- 0		5- 1								
4- 5		0- 1		0- 1		AWAY		0- 1		0- 1		4- 1								
2- 3		0- 3		0- 0		NEUTRAL		0- 0		0- 0		2- 0								
6- 6		0- 4		0- 1		NON-CONFERENCE		0- 1		0- 0		6- 0								
3- 2		0- 0		0- 1		HOME		0- 1		0- 0		3- 0								
1- 1		0- 1		0- 0		AWAY		0- 0		0- 0		1- 0								
2- 3		0- 3		0- 0		NEUTRAL		0- 0		0- 0		2- 0								
7- 8		0- 0		0- 2		CONFERENCE		0- 3		2- 1		5- 2								
4- 4		0- 0		0- 1		HOME		0- 2		2- 0		2- 1								
3- 4		0- 0		0- 1		AWAY		0- 1		0- 1		3- 1								
0- 0		0- 0		0- 0		NEUTRAL		0- 0		0- 0		0- 0								
RPI S	Opponent		Score		RPI S	Opponent		Score		RPI S	Opponent		Score		RPI S	Opponent		Score		
3 N	Iowa St.		0	3	33 H	Ball St.		0	3	61 H	IPFW		2	3	137 H	Oakland		3	2	
5 N	UNI		0	3	46 A	North Dakota St.		2	3	64 H	Eastern Mich.		1	3	147 A	South Dakota St.		2	3	
20 A	Northern Ill.		1	3	46 H	North Dakota St.		1	3	67 A	Oral Roberts		1	3	147 H	South Dakota St.		3	0	
24 N	Cincinnati		0	3						67 H	Oral Roberts		0	3	161 H	Valparaiso		3	1	
														182 A	South Dakota		3	1		
														182 H	South Dakota		3	2		
														195 H	Marshall		3	0		
														214 N	Robert Morris		3	0		
														219 N	William & Mary		3	2		
														227 A	UMKC		3	0		
														227 H	UMKC		2	3		
														228 A	Southern Utah		1	3		
														228 H	Southern Utah		3	1		
														230 A	Kent St.		3	0		
														250 A	Western Ill.		3	0		
														290 H	Stetson		3	0		

Iowa

Average RPI Win: 203		WON-LOST	WINNING	LAST 10	STRENGTH OF	OPP. STRENGTH	TEAM	ADJ	CONF.	ADJ CONF.							
Average RPI Loss: 31		RECORD	PCT. RANK	GAMES	SCHEDULE	OF SCHEDULE	RPI	RPI	RPI	RPI							
DIV. I ONLY		11- 14	.44	194	1- 9	91	31	125	.52123	125	2	2					
DIV. I NON-CONF.		10- 3	.76923	50	0- 0	236	135	108	.53966	105	1	1					
<hr/>																	
TOTALS		RPI 1-25		RPI 26-50		W-L RECORDS		RPI 51-100		RPI 101-150		RPI 150+					
11- 14		0- 7		0- 4		OVERALL		0- 3		4- 0		7- 0					
5- 6		0- 2		0- 2		HOME		0- 2		3- 0		2- 0					
1- 8		0- 5		0- 2		AWAY		0- 1		0- 0		1- 0					
5- 0		0- 0		0- 0		NEUTRAL		0- 0		1- 0		4- 0					
10- 3		0- 1		0- 1		NON-CONFERENCE		0- 1		3- 0		7- 0					
4- 2		0- 0		0- 1		HOME		0- 1		2- 0		2- 0					
1- 1		0- 1		0- 0		AWAY		0- 0		0- 0		1- 0					
5- 0		0- 0		0- 0		NEUTRAL		0- 0		1- 0		4- 0					
1- 11		0- 6		0- 3		CONFERENCE		0- 2		1- 0		0- 0					
1- 4		0- 2		0- 1		HOME		0- 1		1- 0		0- 0					
0- 7		0- 4		0- 2		AWAY		0- 1		0- 0		0- 0					
0- 0		0- 0		0- 0		NEUTRAL		0- 0		0- 0		0- 0					
<hr/>																	
RPI	S	Opponent		Score		RPI	S	Opponent		Score		RPI	S	Opponent		Score	
2	A	Nebraska		0	3	36	H	Marquette		1	3	54	A	Wisconsin		0	3
3	A	Iowa St.		0	3	37	A	Michigan St.		0	3	78	H	Northwestern		0	3
6	A	Minnesota		0	3	38	A	Ohio St.		1	3	79	H	Saint Louis		2	3
10	H	Purdue		0	3	38	H	Ohio St.		1	3						
14	A	Penn St.		1	3												
14	H	Penn St.		0	3												
19	A	Michigan		0	3												

Non-Div. I Games:

Iowa

Average RPI Win: 166		WON-LOST RECORD		WINNING PCT. RANK		LAST 10 GAMES		STRENGTH OF SCHEDULE		OPP. STRENGTH OF SCHEDULE		TEAM RPI		ADJ RPI		CONF. RPI		ADJ CONF. RPI			
DIV. I ONLY		12- 12		.5 161		3- 7		113		36		124		.52037 126		3 3					
DIV. I NON-CONF.		8- 2		.8 38		0- 0		215		136		87		.55042 92		3 3					
TOTALS		RPI 1-25		RPI 26-50		W-L RECORDS		RPI 51-100		RPI 101-150		RPI 150+									
12- 12		0- 4		0- 5		OVERALL		1- 0		5- 2		6- 1									
6- 5		0- 2		0- 2		HOME		1- 0		3- 1		2- 0									
3- 5		0- 1		0- 3		AWAY		0- 0		1- 1		2- 0									
3- 2		0- 1		0- 0		NEUTRAL		0- 0		1- 0		2- 1									
8- 2		0- 1		0- 0		NON-CONFERENCE		1- 0		2- 0		5- 1									
3- 0		0- 0		0- 0		HOME		1- 0		1- 0		1- 0									
2- 0		0- 0		0- 0		AWAY		0- 0		0- 0		2- 0									
3- 2		0- 1		0- 0		NEUTRAL		0- 0		1- 0		2- 1									
4- 10		0- 3		0- 5		CONFERENCE		0- 0		3- 2		1- 0									
3- 5		0- 2		0- 2		HOME		0- 0		2- 1		1- 0									
1- 5		0- 1		0- 3		AWAY		0- 0		1- 1		0- 0									
0- 0		0- 0		0- 0		NEUTRAL		0- 0		0- 0		0- 0									
RPI	S	Opponent		Score		RPI	S	Opponent		Score		RPI	S	Opponent		Score					
7	A	Stanford		0 3		27	A	California		0 3		80	H	San Francisco		3 2		106	A	Oregon St.	2 3
9	H	UCLA		0 3		39	A	Arizona		0 3								106	H	Oregon St.	3 0
12	H	Southern California		0 3		39	H	Arizona		1 3								108	N	Santa Clara	3 1
18	N	Texas A&M		0 3		41	A	Oregon		2 3								116	H	Utah	1 3
						41	H	Oregon		1 3								131	A	Arizona St.	3 2
																		131	H	Arizona St.	3 0
																		143	H	Sam Houston St.	3 1
																		162	H	Colorado	3 0
																		186	N	Butler	3 1
																		192	A	Portland	3 2
																		204	N	Eastern Wash.	2 3
																		239	H	Manhattan	3 0
																		247	N	Nevada	3 0
																		272	A	Seattle	3 2
						LAST 10 GAMES															
						131	H	Arizona St.		3 0		7	A	Stanford		0 3					
						39	H	Arizona		1 3		162	H	Colorado		3 0					
						106	A	Oregon St.		2 3		116	H	Utah		1 3					
						41	A	Oregon		2 3		41	H	Oregon		1 3					
						27	A	California		0 3		106	H	Oregon St.		3 0					

Non-Div. I Games:

Washington St.

Average RPI Win: 228		WON-LOST	WINNING	LAST 10	STRENGTH OF		OPP. STRENGTH	TEAM	ADJ	CONF.	ADJ CONF.
Average RPI Loss: 69		RECORD	PCT. RANK	GAMES	SCHEDULE		OF SCHEDULE	RPI	RPI	RPI	RPI
DIV. I ONLY		17- 8	.68	74	237		166	126	.51984	127	17
DIV. I NON-CONF.		11- 3	.78571	43	285		178	137	.51808	136	17
TOTALS		RPI 1-25	RPI 26-50		W-L RECORDS		RPI 51-100		RPI 101-150		RPI 150+
17- 8	0- 1	0- 2		OVERALL		1- 3		2- 2		14- 0	
10- 1	0- 0	0- 1		HOME		1- 0		1- 0		8- 0	
5- 5	0- 1	0- 1		AWAY		0- 2		1- 1		4- 0	
2- 2	0- 0	0- 0		NEUTRAL		0- 1		0- 1		2- 0	
11- 3	0- 1	0- 0		NON-CONFERENCE		0- 1		2- 1		9- 0	
6- 0	0- 0	0- 0		HOME		0- 0		1- 0		5- 0	
3- 1	0- 1	0- 0		AWAY		0- 0		1- 0		2- 0	
2- 2	0- 0	0- 0		NEUTRAL		0- 1		0- 1		2- 0	
6- 5	0- 0	0- 2		CONFERENCE		1- 2		0- 1		5- 0	
4- 1	0- 0	0- 1		HOME		1- 0		0- 0		3- 0	
2- 4	0- 0	0- 1		AWAY		0- 2		0- 1		2- 0	
0- 0	0- 0	0- 0		NEUTRAL		0- 0		0- 0		0- 0	
RPI S	Opponent	Score		RPI S	Opponent	Score		RPI S	Opponent	Score	
21 A	San Diego	0	3	34 A	Dayton	0	3	59 N	UC Santa Barbara	0	3
				34 H	Dayton	0	3	79 A	Saint Louis	0	3
								85 A	Xavier	0	3
								85 H	Xavier	3	2
								107 A	Duquesne	1	3
								110 H	Georgetown	3	2
								128 A	American	3	1
								133 N	Indiana	2	3
								169 A	VCU	3	1
								178 H	Charlotte	3	1
								196 H	Central Conn. St.	3	0
								206 H	Rhode Island	3	2
								221 H	George Mason	3	1
								236 H	UNC Wilmington	3	0
								249 A	Temple	3	0
								267 N	Cornell	3	0
								279 H	Fordham	3	0
								291 A	Loyola Maryland	3	0
								303 H	Howard	3	0
								310 A	La Salle	3	0
								317 H	N.C. Central	3	0
								324 N	N.C. A&T	3	0
				LAST 10 GAMES							
				34 A	Dayton	0	3	279 H	Fordham	3	0
				85 A	Xavier	0	3	85 H	Xavier	3	2
				310 A	La Salle	3	0	34 H	Dayton	0	3
				249 A	Temple	3	0	178 H	Charlotte	3	1
				206 H	Rhode Island	3	2	291 A	Loyola Maryland	3	0

Non-Div. I Games:

George Washington

Average RPI Win:		246	WON-LOST		WINNING		LAST 10		STRENGTH OF		OPP. STRENGTH		TEAM		ADJ		CONF.		ADJ CONF.					
Average RPI Loss:		80	RECORD		PCT. RANK		GAMES		SCHEDULE		OF SCHEDULE		RPI		RPI		RPI		RPI					
DIV. I ONLY			17- 10		.62963		100		9- 1		187		211		129		.51867		128		26		25	
DIV. I NON-CONF.			8- 9		.47059		183		2- 0		128		140		154		.50595		148		27		27	
TOTALS		RPI 1-25		RPI 26-50		W-L RECORDS		RPI 51-100		RPI 101-150		RPI 150+												
17- 10		0- 1		0- 3		OVERALL		1- 2		1- 3		15- 1												
6- 5		0- 0		0- 3		HOME		0- 0		0- 2		6- 0												
9- 2		0- 0		0- 0		AWAY		1- 1		0- 0		8- 1												
2- 3		0- 1		0- 0		NEUTRAL		0- 1		1- 1		1- 0												
8- 9		0- 1		0- 3		NON-CONFERENCE		0- 2		1- 3		7- 0												
3- 5		0- 0		0- 3		HOME		0- 0		0- 2		3- 0												
3- 1		0- 0		0- 0		AWAY		0- 1		0- 0		3- 0												
2- 3		0- 1		0- 0		NEUTRAL		0- 1		1- 1		1- 0												
9- 1		0- 0		0- 0		CONFERENCE		1- 0		0- 0		8- 1												
3- 0		0- 0		0- 0		HOME		0- 0		0- 0		3- 0												
6- 1		0- 0		0- 0		AWAY		1- 0		0- 0		5- 1												
0- 0		0- 0		0- 0		NEUTRAL		0- 0		0- 0		0- 0												
RPI	S	Opponent		Score		RPI	S	Opponent		Score		RPI	S	Opponent		Score								
15	N	Tennessee		0 3		26	H	Western Ky.		0 3		63	A	Virginia Tech		0 3								
						32	H	Missouri		1 3		88	N	Seton Hall		0 3								
						41	H	Oregon		0 3		92	A	Army		3 2								

Average RPI Win:		152	WON-LOST RECORD		WINNING PCT. RANK		LAST 10 GAMES		STRENGTH OF SCHEDULE		OPP. STRENGTH OF SCHEDULE		TEAM RPI		ADJ RPI		CONF. RPI		ADJ CONF. RPI	
Average RPI Loss:		65																		
DIV. I ONLY			9- 16		.36 240		1- 9		51		56		133		.5169 129		5		5	
DIV. I NON-CONF.			6- 6		.5 164		0- 0		61		64		106		.54436 102		5		5	
TOTALS		RPI 1-25		RPI 26-50		W-L RECORDS		RPI 51-100		RPI 101-150		RPI 150+								
9- 16		0- 3		0- 4		OVERALL		2- 6		4- 2		3- 1								
7- 5		0- 2		0- 1		HOME		2- 2		3- 0		2- 0								
1- 8		0- 1		0- 3		AWAY		0- 2		1- 1		0- 1								
1- 3		0- 0		0- 0		NEUTRAL		0- 2		0- 1		1- 0								
6- 6		0- 1		0- 1		NON-CONFERENCE		2- 3		1- 1		3- 0								
5- 1		0- 0		0- 0		HOME		2- 1		1- 0		2- 0								
0- 2		0- 1		0- 1		AWAY		0- 0		0- 0		0- 0								
1- 3		0- 0		0- 0		NEUTRAL		0- 2		0- 1		1- 0								
3- 10		0- 2		0- 3		CONFERENCE		0- 3		3- 1		0- 1								
2- 4		0- 2		0- 1		HOME		0- 1		2- 0		0- 0								
1- 6		0- 0		0- 2		AWAY		0- 2		1- 1		0- 1								
0- 0		0- 0		0- 0		NEUTRAL		0- 0		0- 0		0- 0								
RPI S	Opponent		Score		RPI S	Opponent		Score		RPI S	Opponent		Score		RPI S	Opponent		Score		
11 H	Florida St.		1 3		29 A	North Carolina		0 3		52 N	Ohio		2 3		103 H	Delaware		3 1		
15 A	Tennessee		2 3		29 H	North Carolina		0 3		60 A	Clemson		2 3		114 N	Villanova		1 3		
25 H	Miami (FL)		1 3		38 A	Ohio St.		1 3		63 H	Virginia Tech		2 3		117 A	North Carolina St.		1 3		
					45 A	Duke		1 3		72 A	Georgia Tech		1 3		117 H	North Carolina St.		3 0		
										85 H	Xavier		3 0		146 H	Virginia		3 2		
										87 H	Sacred Heart		2 3		150 A	Boston College		3 0		
										90 H	Yale		3 2		169 H	VCU		3 0		
										94 N	Albany (NY)		0 3		185 A	Wake Forest		0 3		
															210 N	Akron		3 0		
															299 H	Quinnipiac		3 0		
LAST 10 GAMES																				
117 A North Carolina St.					1 3					185 A Wake Forest					0 3					
29 A North Carolina					0 3					60 A Clemson					2 3					
25 H Miami (FL)					1 3					72 A Georgia Tech					1 3					
11 H Florida St.					1 3					63 H Virginia Tech					2 3					
45 A Duke					1 3					146 H Virginia					3 2					

Non-Div. I Games:

Maryland

Average RPI Win: 186		WON-LOST RECORD		WINNING PCT. RANK		LAST 10 GAMES		STRENGTH OF SCHEDULE		OPP. STRENGTH OF SCHEDULE		TEAM RPI		ADJ RPI		CONF. RPI		ADJ CONF. RPI	
DIV. I ONLY		9- 15		.375 232		3- 7		48		88		130		.51619 130		7		7	
DIV. I NON-CONF.		5- 7		.41667 207		0- 0		68		80		141		.51379 141		10		10	
TOTALS		RPI 1-25		RPI 26-50		W-L RECORDS		RPI 51-100		RPI 101-150		RPI 150+							
9- 15		0- 3		0- 5		OVERALL		1- 2		1- 4		7- 1							
6- 6		0- 1		0- 3		HOME		0- 0		1- 2		5- 0							
2- 6		0- 1		0- 2		AWAY		0- 2		0- 1		2- 0							
1- 3		0- 1		0- 0		NEUTRAL		1- 0		0- 1		0- 1							
5- 7		0- 2		0- 2		NON-CONFERENCE		1- 0		1- 2		3- 1							
4- 2		0- 0		0- 1		HOME		0- 0		1- 1		3- 0							
0- 2		0- 1		0- 1		AWAY		0- 0		0- 0		0- 0							
1- 3		0- 1		0- 0		NEUTRAL		1- 0		0- 1		0- 1							
4- 8		0- 1		0- 3		CONFERENCE		0- 2		0- 2		4- 0							
2- 4		0- 1		0- 2		HOME		0- 0		0- 1		2- 0							
2- 4		0- 0		0- 1		AWAY		0- 2		0- 1		2- 0							
0- 0		0- 0		0- 0		NEUTRAL		0- 0		0- 0		0- 0							
RPI S	Opponent		Score		RPI S	Opponent		Score		RPI S	Opponent		Score		RPI S	Opponent		Score	
18 N	Texas A&M		0 3		28 H	Western Mich.		0 3		52 A	Ohio		0 3		102 A	Central Mich.		2 3	
19 A	Michigan		1 3		33 A	Ball St.		1 3		64 A	Eastern Mich.		0 3		121 H	Bowling Green		1 3	
20 H	Northern Ill.		1 3		33 H	Ball St.		2 3		85 N	Xavier		3 2		134 H	Alabama		1 3	
					37 A	Michigan St.		0 3						137 H	Oakland		3 1		
					38 H	Ohio St.		1 3						145 N	Cleveland St.		0 3		
														160 H	Niagara		3 0		
														177 H	Miami (OH)		3 2		
														205 A	Buffalo		3 0		
														210 H	Akron		3 1		
														217 H	Penn		3 2		
														223 N	St. John's (NY)		1 3		
														230 A	Kent St.		3 0		
														257 H	Wright St.		3 0		
					LAST 10 GAMES														
					210 H	Akron		3 1		230 A	Kent St.		3 0						
					33 H	Ball St.		2 3		102 A	Central Mich.		2 3						
					177 H	Miami (OH)		3 2		64 A	Eastern Mich.		0 3						
					121 H	Bowling Green		1 3		20 H	Northern Ill.		1 3						
					52 A	Ohio		0 3		28 H	Western Mich.		0 3						

Non-Div. I Games:

Toledo

Average RPI Win: 143		WON-LOST	WINNING	LAST 10	STRENGTH OF	OPP. STRENGTH	TEAM	ADJ	CONF.	ADJ CONF.								
Average RPI Loss: 57		RECORD	PCT. RANK	GAMES	SCHEDULE	OF SCHEDULE	RPI	RPI	RPI	RPI								
DIV. I ONLY		5- 18	.21739	291	1- 9	9	33	135	.5143	131	3	3						
DIV. I NON-CONF.		4- 5	.44444	200	0- 0	27	53	86	.55481	87	3	3						
<hr/>																		
TOTALS		RPI 1-25		RPI 26-50		W-L RECORDS		RPI 51-100		RPI 101-150		RPI 150+						
5- 18		0- 6		0- 6		OVERALL		1- 0		1- 5		3- 1						
2- 7		0- 3		0- 2		HOME		1- 0		0- 1		1- 1						
1- 9		0- 2		0- 4		AWAY		0- 0		0- 3		1- 0						
2- 2		0- 1		0- 0		NEUTRAL		0- 0		1- 1		1- 0						
4- 5		0- 2		0- 1		NON-CONFERENCE		1- 0		1- 1		2- 1						
2- 1		0- 0		0- 0		HOME		1- 0		0- 0		1- 1						
0- 2		0- 1		0- 1		AWAY		0- 0		0- 0		0- 0						
2- 2		0- 1		0- 0		NEUTRAL		0- 0		1- 1		1- 0						
1- 13		0- 4		0- 5		CONFERENCE		0- 0		0- 4		1- 0						
0- 6		0- 3		0- 2		HOME		0- 0		0- 1		0- 0						
1- 7		0- 1		0- 3		AWAY		0- 0		0- 3		1- 0						
0- 0		0- 0		0- 0		NEUTRAL		0- 0		0- 0		0- 0						
RPI	S	Opponent		Score		RPI	S	Opponent		Score		RPI	S	Opponent		Score		
3	A	Iowa St.		1	3	27	A	California		1	3	68	H	Milwaukee		3	1	
7	A	Stanford		0	3	27	H	California		0	3			106 A Oregon St.		2	3	
7	H	Stanford		1	3	29	A	North Carolina		0	3			116 A Utah		0	3	
9	H	UCLA		0	3	30	A	Washington		2	3			125 N Iowa		1	3	
12	H	Southern California		1	3	30	H	Washington		0	3			126 A Washington St.		0	3	
21	N	San Diego		0	3	41	A	Oregon		1	3			126 H Washington St.		2	3	
<hr/>																		
LAST 10 GAMES																		
126 A Washington St.						0	3	116 A Utah						0	3			
30 A Washington						2	3	12 H Southern California						1	3			
7 H Stanford						1	3	9 H UCLA						0	3			
27 H California						0	3	27 A California						1	3			
162 A Colorado						3	0	7 A Stanford						0	3			

Average RPI Win: 177		WON-LOST RECORD		WINNING PCT. RANK		LAST 10 GAMES		STRENGTH OF SCHEDULE		OPP. STRENGTH OF SCHEDULE		TEAM RPI		ADJ RPI		CONF. RPI		ADJ CONF. RPI	
DIV. I ONLY		13- 11		.54167 137		5- 5		174		51		134		.51378 132		6		6	
DIV. I NON-CONF.		7- 6		.53846 154		1- 0		205		54		158		.49861 158		6		6	
TOTALS		RPI 1-25		RPI 26-50		W-L RECORDS		RPI 51-100		RPI 101-150		RPI 150+							
13- 11		0- 4		0- 1		OVERALL		3- 3		0- 2		10- 1							
6- 3		0- 2		0- 0		HOME		2- 1		0- 0		4- 0							
3- 6		0- 2		0- 0		AWAY		1- 2		0- 2		2- 0							
4- 2		0- 0		0- 1		NEUTRAL		0- 0		0- 0		4- 1							
7- 6		0- 2		0- 1		NON-CONFERENCE		1- 1		0- 1		6- 1							
3- 1		0- 1		0- 0		HOME		1- 0		0- 0		2- 0							
0- 3		0- 1		0- 0		AWAY		0- 1		0- 1		0- 0							
4- 2		0- 0		0- 1		NEUTRAL		0- 0		0- 0		4- 1							
6- 5		0- 2		0- 0		CONFERENCE		2- 2		0- 1		4- 0							
3- 2		0- 1		0- 0		HOME		1- 1		0- 0		2- 0							
3- 3		0- 1		0- 0		AWAY		1- 1		0- 1		2- 0							
0- 0		0- 0		0- 0		NEUTRAL		0- 0		0- 0		0- 0							
RPI	S	Opponent		Score		RPI	S	Opponent		Score		RPI	S	Opponent		Score			
9	H	UCLA		0	3	43	N	Houston		0	3	51	H	BYU		2	3		
13	A	Kentucky		0	3							59	H	UC Santa Barbara		3	2		
16	H	Pepperdine		0	3							62	A	St. Mary's (CA)		3	2		
21	A	San Diego		1	3							62	H	St. Mary's (CA)		3	0		
												77	A	Pacific		0	3		
												80	A	San Francisco		0	3		

Non-Div. I Games:

Loyola Marymount

Average RPI Win:	230	WON-LOST RECORD	WINNING PCT. RANK	LAST 10 GAMES	STRENGTH OF SCHEDULE	OPP. STRENGTH OF SCHEDULE	TEAM RPI	ADJ RPI	CONF. RPI	ADJ CONF. RPI			
Average RPI Loss:	45												
DIV. I ONLY		8- 16	.33333	249	0- 10	43	48	138	.51371	133	2	2	
DIV. I NON-CONF.		8- 4	.66667	81	0- 0	161	206	115	.5348	115	1	1	

TOTALS	RPI 1-25	RPI 26-50		W-L RECORDS		RPI 51-100		RPI 101-150		RPI 150+			
8- 16	0- 7	0- 3		OVERALL		0- 4		1- 2		7- 0			
6- 5	0- 2	0- 2		HOME		0- 1		0- 0		6- 0			
0- 9	0- 5	0- 1		AWAY		0- 2		0- 1		0- 0			
2- 2	0- 0	0- 0		NEUTRAL		0- 1		1- 1		1- 0			
8- 4	0- 1	0- 0		NON-CONFERENCE		0- 2		1- 1		7- 0			
6- 0	0- 0	0- 0		HOME		0- 0		0- 0		6- 0			
0- 2	0- 1	0- 0		AWAY		0- 1		0- 0		0- 0			
2- 2	0- 0	0- 0		NEUTRAL		0- 1		1- 1		1- 0			
0- 12	0- 6	0- 3		CONFERENCE		0- 2		0- 1		0- 0			
0- 5	0- 2	0- 2		HOME		0- 1		0- 0		0- 0			
0- 7	0- 4	0- 1		AWAY		0- 1		0- 1		0- 0			
0- 0	0- 0	0- 0		NEUTRAL		0- 0		0- 0		0- 0			
RPI S	Opponent	Score	RPI S	Opponent	Score	RPI S	Opponent	Score	RPI S	Opponent	Score		
1 A	Illinois	1 <div>3</div>	37 A	Michigan St.	1 <div>3</div>	54 H	Wisconsin	1 <div>3</div>	125 A	Iowa	2 <div>3</div>		
2 A	Nebraska	0 <div>3</div>	37 H	Michigan St.	1 <div>3</div>	59 N	UC Santa Barbara	2 <div>3</div>	127 N	George Washington	3 2		
10 A	Purdue	2 <div>3</div>	38 H	Ohio St.	1 <div>3</div>	63 A	Virginia Tech	1 <div>3</div>	145 N	Cleveland St.	2 <div>3</div>		
14 H	Penn St.	0 <div>3</div>				78 A	Northwestern	0 <div>3</div>	160 H	Niagara	3 0		
19 A	Michigan	0 <div>3</div>							198 H	Gonzaga	3 1		
19 H	Michigan	0 <div>3</div>							205 H	Buffalo	3 0		
21 A	San Diego	0 <div>3</div>							266 H	Southeast Mo. St.	3 0		
									284 H	Eastern Ill.	3 0		
									295 N	High Point	3 1		
									302 H	Youngstown St.	3 0		

LAST 10 GAMES													
19 A Michigan						0 <div>3</div>	38 H Ohio St.						1 <div>3</div>
37 A Michigan St.						1 <div>3</div>	2 A Nebraska						0 <div>3</div>
54 H Wisconsin						1 <div>3</div>	125 A Iowa						2 <div>3</div>
10 A Purdue						2 <div>3</div>	78 A Northwestern						0 <div>3</div>
14 H Penn St.						0 <div>3</div>	1 A Illinois						1 <div>3</div>

Non-Div. I Games:

Indiana

Average RPI Win: 181		WON-LOST RECORD		WINNING PCT. RANK		LAST 10 GAMES		STRENGTH OF SCHEDULE		OPP. STRENGTH OF SCHEDULE		TEAM RPI		ADJ RPI		CONF. RPI		ADJ CONF. RPI	
DIV. I ONLY		11- 14		.44 194		3- 7		100		75		145		.51267 134		4		4	
DIV. I NON-CONF.		7- 4		.63636 96		1- 0		150		172		118		.53615 112		4		4	
TOTALS		RPI 1-25		RPI 26-50		W-L RECORDS		RPI 51-100		RPI 101-150		RPI 150+							
11- 14		0- 3		0- 1		OVERALL		2- 8		4- 2		5- 0							
7- 5		0- 1		0- 0		HOME		2- 3		2- 1		3- 0							
2- 7		0- 2		0- 0		AWAY		0- 4		2- 1		0- 0							
2- 2		0- 0		0- 1		NEUTRAL		0- 1		0- 0		2- 0							
7- 4		0- 0		0- 1		NON-CONFERENCE		1- 2		1- 1		5- 0							
4- 0		0- 0		0- 0		HOME		1- 0		0- 0		3- 0							
1- 2		0- 0		0- 0		AWAY		0- 1		1- 1		0- 0							
2- 2		0- 0		0- 1		NEUTRAL		0- 1		0- 0		2- 0							
4- 10		0- 3		0- 0		CONFERENCE		1- 6		3- 1		0- 0							
3- 5		0- 1		0- 0		HOME		1- 3		2- 1		0- 0							
1- 5		0- 2		0- 0		AWAY		0- 3		1- 0		0- 0							
0- 0		0- 0		0- 0		NEUTRAL		0- 0		0- 0		0- 0							
RPI S	Opponent	Score		RPI S	Opponent	Score		RPI S	Opponent	Score		RPI S	Opponent	Score					
13 A	Kentucky	0 3		38 N	Ohio St.	1 3		53 N	TCU	1 3		109 A	SMU	2 3					
15 A	Tennessee	0 3						56 A	Arkansas	0 3		118 A	Georgia	3 1					
17 H	Florida	0 3						56 H	Arkansas	1 3		118 H	Georgia	3 0					
								76 A	Samford	2 3		120 H	Mississippi St.	0 3					
								84 H	Texas St.	3 2		122 H	Ole Miss	3 1					
								86 A	LSU	0 3		130 A	Toledo	3 1					
								86 H	LSU	1 3		217 N	Penn	3 2					
								96 A	Auburn	0 3		245 N	Lamar	3 0					
								96 H	Auburn	2 3		255 H	Austin Peay	3 1					
								99 H	South Carolina	3 0		294 H	Alabama A&M	3 0					
												309 H	Alabama St.	3 0					
				LAST 10 GAMES															
96 H Auburn				2 3		99 H South Carolina				3 0		13 A Kentucky				0 3			
118 H Georgia				3 0		15 A Tennessee				0 3		294 H Alabama A&M				3 0			
56 A Arkansas				0 3		294 H Alabama A&M				3 0		120 H Mississippi St.				0 3			
86 A LSU				0 3															
17 H Florida				0 3															

Average RPI Win: 178		WON-LOST	WINNING	LAST 10	STRENGTH OF		OPP. STRENGTH	TEAM	ADJ	CONF.	ADJ CONF.
Average RPI Loss: 76		RECORD	PCT. RANK	GAMES	SCHEDULE		OF SCHEDULE	RPI	RPI	RPI	RPI
DIV. I ONLY		11- 11	.5	161	5- 5		148	80	141	.51038	135
DIV. I NON-CONF.		6- 6	.5	164	0- 0		134	72	142	.51223	142
TOTALS		RPI 1-25	RPI 26-50		W-L RECORDS		RPI 51-100		RPI 101-150		RPI 150+
11- 11	0- 2	0- 2		OVERALL		0- 5		4- 1		7- 1	
3- 3	0- 1	0- 1		HOME		0- 1		1- 0		2- 0	
4- 6	0- 1	0- 1		AWAY		0- 3		2- 1		2- 0	
4- 2	0- 0	0- 0		NEUTRAL		0- 1		1- 0		3- 1	
6- 6	0- 2	0- 0		NON-CONFERENCE		0- 2		3- 1		3- 1	
0- 2	0- 1	0- 0		HOME		0- 1		0- 0		0- 0	
2- 2	0- 1	0- 0		AWAY		0- 0		2- 1		0- 0	
4- 2	0- 0	0- 0		NEUTRAL		0- 1		1- 0		3- 1	
5- 5	0- 0	0- 2		CONFERENCE		0- 3		1- 0		4- 0	
3- 1	0- 0	0- 1		HOME		0- 0		1- 0		2- 0	
2- 4	0- 0	0- 1		AWAY		0- 3		0- 0		2- 0	
0- 0	0- 0	0- 0		NEUTRAL		0- 0		0- 0		0- 0	
RPI S	Opponent	Score		RPI S	Opponent	Score		RPI S	Opponent	Score	
9 A	UCLA	0 3		50 A	Long Beach St.	0 3		51 H	BYU	1 3	
12 H	Southern California	0 3		50 H	Long Beach St.	1 3		70 A	UC Davis	0 3	
								77 A	Pacific	1 3	
								78 N	Northwestern	0 3	
								91 A	Cal Poly	1 3	

**T
O
W
S
O
N**

T
O
W
S
O
N

Towson

Average RPI Win:	179	WON-LOST RECORD	WINNING PCT. RANK	LAST 10 GAMES	STRENGTH OF SCHEDULE	OPP. STRENGTH OF SCHEDULE	TEAM RPI	ADJ RPI	CONF. RPI	ADJ CONF. RPI		
DIV. I ONLY		14- 10	.58333	121	6- 4	178	130	132	.50854	137	14	14
DIV. I NON-CONF.		6- 4	.6	119	1- 0	283	156	195	.47136	189	14	14
<hr/>												
TOTALS	RPI 1-25	RPI 26-50		W-L RECORDS		RPI 51-100		RPI 101-150		RPI 150+		
14- 10	0- 0	0- 2		OVERALL		2- 3		4- 3		8- 2		
8- 2	0- 0	0- 1		HOME		1- 1		3- 0		4- 0		
3- 7	0- 0	0- 1		AWAY		1- 2		1- 3		1- 1		
3- 1	0- 0	0- 0		NEUTRAL		0- 0		0- 0		3- 1		
<hr/>												
6- 4	0- 0	0- 0		NON-CONFERENCE		0- 1		2- 2		4- 1		
3- 0	0- 0	0- 0		HOME		0- 0		2- 0		1- 0		
0- 3	0- 0	0- 0		AWAY		0- 1		0- 2		0- 0		
3- 1	0- 0	0- 0		NEUTRAL		0- 0		0- 0		3- 1		
<hr/>												
8- 6	0- 0	0- 2		CONFERENCE		2- 2		2- 1		4- 1		
5- 2	0- 0	0- 1		HOME		1- 1		1- 0		3- 0		
3- 4	0- 0	0- 1		AWAY		1- 1		1- 1		1- 1		
0- 0	0- 0	0- 0		NEUTRAL		0- 0		0- 0		0- 0		
<hr/>												
RPI S	Opponent	Score	RPI S	Opponent	Score	RPI S	Opponent	Score	RPI S	Opponent	Score	
			46 A	North Dakota St.	0 3	61 A	IPFW	3 1	102 H	Central Mich.	3 2	
			46 H	North Dakota St.	0 3	61 H	IPFW	0 3	121 H	Bowling Green	3 0	
						64 A	Eastern Mich.	0 3	124 A	IUPUI	2 3	
						67 A	Oral Roberts	1 3	125 A	Iowa	2 3	
						67 H	Oral Roberts	3 0	130 A	Toledo	1 3	
									147 A	South Dakota St.	3 1	
									147 H	South Dakota St.	3 0	
									160 N	Niagara	3 2	
									182 H	South Dakota	3 1	
									227 H	UMKC	3 0	
									228 A	Southern Utah	3 1	
									228 H	Southern Utah	3 0	
									250 A	Western Ill.	1 3	
									257 H	Wright St.	3 0	
									257 N	Wright St.	3 1	
									283 N	Loyola Chicago	2 3	
									319 N	Chicago St.	3 0	
<hr/>												
LAST 10 GAMES												
			228 H	Southern Utah	3 0	61 H	IPFW	0 3				
			67 H	Oral Roberts	3 0	124 A	IUPUI	2 3				
			46 A	North Dakota St.	0 3	182 H	South Dakota	3 1				
			147 A	South Dakota St.	3 1	227 H	UMKC	3 0				
			121 H	Bowling Green	3 0	67 A	Oral Roberts	1 3				

Non-Div. I Games:

Oakland

Average RPI Win: 199		WON-LOST	WINNING	LAST 10	STRENGTH OF		OPP. STRENGTH	TEAM	ADJ	CONF.	ADJ CONF.
Average RPI Loss: 205		RECORD	PCT. RANK	GAMES	SCHEDULE		OF SCHEDULE	RPI	RPI	RPI	RPI
DIV. I ONLY		15- 5	.75	42	5- 5		254	214	123	.50852	138
DIV. I NON-CONF.		9- 0	1	1	0- 0		177	225	35	.61029	38
TOTALS		RPI 1-25	RPI 26-50		W-L RECORDS		RPI 51-100		RPI 101-150		RPI 150+
15- 5	0- 0	0- 0		OVERALL		1- 0		5- 0		9- 5	
6- 2	0- 0	0- 0		HOME		0- 0		2- 0		4- 2	
5- 3	0- 0	0- 0		AWAY		0- 0		2- 0		3- 3	
4- 0	0- 0	0- 0		NEUTRAL		1- 0		1- 0		2- 0	
9- 0	0- 0	0- 0		NON-CONFERENCE		1- 0		3- 0		5- 0	
3- 0	0- 0	0- 0		HOME		0- 0		1- 0		2- 0	
2- 0	0- 0	0- 0		AWAY		0- 0		1- 0		1- 0	
4- 0	0- 0	0- 0		NEUTRAL		1- 0		1- 0		2- 0	
6- 5	0- 0	0- 0		CONFERENCE		0- 0		2- 0		4- 5	
3- 2	0- 0	0- 0		HOME		0- 0		1- 0		2- 2	
3- 3	0- 0	0- 0		AWAY		0- 0		1- 0		2- 3	
0- 0	0- 0	0- 0		NEUTRAL		0- 0		0- 0		0- 0	
RPI S	Opponent	Score	RPI S	Opponent	Score	RPI S	Opponent	Score	RPI S	Opponent	Score
						100 N	Illinois St.	3 2	101 H	New Mexico	3 2
									111 A	Utah Valley	3 1
									111 N	Utah Valley	3 2
									144 A	Sacramento St.	3 2
									144 H	Sacramento St.	3 2
									153 A	Northern Colo.	0 3
									181 H	San Jose St.	3 0
									184 H	Idaho St.	1 3
									197 A	Portland St.	1 3
									204 A	Eastern Wash.	3 2
									212 A	Montana	1 3
									212 H	Montana	3 1
									237 A	Air Force	3 0
									269 N	CSU Bakersfield	3 0
									277 H	Weber St.	0 3
									285 H	Hampton	3 0
									287 N	S.C. Upstate	3 1
									300 A	Montana St.	3 1
									300 H	Montana St.	3 0
LAST 10 GAMES											
						144 H	Sacramento St.	3 2	153 A	Northern Colo.	0 3
						300 A	Montana St.	3 1	204 A	Eastern Wash.	3 2
						212 A	Montana	1 3	197 A	Portland St.	1 3
						277 H	Weber St.	0 3	144 A	Sacramento St.	3 2
						184 H	Idaho St.	1 3	212 H	Montana	3 1

Non-Div. I Games:

Northern Ariz.

Average RPI Win: 238		WON-LOST	WINNING	LAST 10	STRENGTH OF		OPP. STRENGTH	TEAM	ADJ	CONF.	ADJ CONF.
Average RPI Loss: 108		RECORD	PCT. RANK	GAMES	SCHEDULE		OF SCHEDULE	RPI	RPI	RPI	RPI
DIV. I ONLY		17- 8	.68	74	8- 2		248	178	136	.50841	139
DIV. I NON-CONF.		9- 6	.6	119	0- 0		275	147	182	.4805	181
TOTALS		RPI 1-25	RPI 26-50		W-L RECORDS		RPI 51-100		RPI 101-150		RPI 150+
17- 8	0- 0	0- 2		OVERALL		1- 2		0- 2		16- 2	
6- 4	0- 0	0- 1		HOME		1- 0		0- 1		5- 2	
7- 2	0- 0	0- 1		AWAY		0- 1		0- 0		7- 0	
4- 2	0- 0	0- 0		NEUTRAL		0- 1		0- 1		4- 0	
9- 6	0- 0	0- 2		NON-CONFERENCE		0- 1		0- 2		9- 1	
2- 3	0- 0	0- 1		HOME		0- 0		0- 1		2- 1	
3- 1	0- 0	0- 1		AWAY		0- 0		0- 0		3- 0	
4- 2	0- 0	0- 0		NEUTRAL		0- 1		0- 1		4- 0	
8- 2	0- 0	0- 0		CONFERENCE		1- 1		0- 0		7- 1	
4- 1	0- 0	0- 0		HOME		1- 0		0- 0		3- 1	
4- 1	0- 0	0- 0		AWAY		0- 1		0- 0		4- 0	
0- 0	0- 0	0- 0		NEUTRAL		0- 0		0- 0		0- 0	
RPI S	Opponent	Score	RPI S	Opponent	Score	RPI S	Opponent	Score	RPI S	Opponent	Score
			26 H	Western Ky.	1 3	74 N	Appalachian St.	0 3	144 H	Sacramento St.	1 3
			42 A	Kansas	1 3	82 A	Lipscomb	2 3	147 N	South Dakota St.	1 3
						82 H	Lipscomb	3 1	170 A	Kennesaw St.	3 1
									171 H	Evansville	1 3
									174 H	Fla. Gulf Coast	2 3
									208 H	East Tenn. St.	3 1
									209 N	UT Martin	3 2
									218 A	Tulane	3 2
									225 A	North Florida	3 1
									227 A	UMKC	3 0
									234 A	Jacksonville	3 1
									241 N	South Ala.	3 0
									245 N	Lamar	3 0
									258 A	Mercer	3 1
									275 A	Chattanooga	3 0
									280 H	Murray St.	3 0
									287 H	S.C. Upstate	3 0
									290 H	Stetson	3 0
									298 H	Tennessee Tech	3 0
									300 N	Montana St.	3 0
			LAST 10 GAMES								
			82 H	Lipscomb	3 1	82 A	Lipscomb	2 3			
			290 H	Stetson	3 0	287 H	S.C. Upstate	3 0			
			174 H	Fla. Gulf Coast	2 3	208 H	East Tenn. St.	3 1			
			234 A	Jacksonville	3 1	258 A	Mercer	3 1			
			225 A	North Florida	3 1	170 A	Kennesaw St.	3 1			

Non-Div. I Games:

Belmont

Average RPI Win: 226		WON-LOST	WINNING	LAST 10	STRENGTH OF		OPP. STRENGTH	TEAM	ADJ	CONF.	ADJ CONF.
Average RPI Loss: 98		RECORD	PCT. RANK	GAMES	SCHEDULE		OF SCHEDULE	RPI	RPI	RPI	RPI
DIV. I ONLY		15- 13	.53571	152	133		167	137	.50688	140	18
DIV. I NON-CONF.		8- 8	.5	164	152		103	153	.5018	152	20
TOTALS		RPI 1-25	RPI 26-50		W-L RECORDS		RPI 51-100		RPI 101-150		RPI 150+
15- 13	0- 1	0- 2		OVERALL		2- 5		0- 3		13- 2	
12- 5	0- 0	0- 0		HOME		2- 3		0- 1		10- 1	
3- 4	0- 0	0- 2		AWAY		0- 1		0- 0		3- 1	
0- 4	0- 1	0- 0		NEUTRAL		0- 1		0- 2		0- 0	
8- 8	0- 1	0- 2		NON-CONFERENCE		1- 1		0- 3		7- 1	
7- 2	0- 0	0- 0		HOME		1- 0		0- 1		6- 1	
1- 2	0- 0	0- 2		AWAY		0- 0		0- 0		1- 0	
0- 4	0- 1	0- 0		NEUTRAL		0- 1		0- 2		0- 0	
7- 5	0- 0	0- 0		CONFERENCE		1- 4		0- 0		6- 1	
5- 3	0- 0	0- 0		HOME		1- 3		0- 0		4- 0	
2- 2	0- 0	0- 0		AWAY		0- 1		0- 0		2- 1	
0- 0	0- 0	0- 0		NEUTRAL		0- 0		0- 0		0- 0	
RPI S	Opponent	Score		RPI S	Opponent	Score		RPI S	Opponent	Score	
21 N	San Diego	1	3	29 A	North Carolina	0	3	51 N	BYU	1	3
				31 A	Kansas St.	0	3	52 H	Ohio	3	0
								73 H	Furman	3	0
								74 H	Appalachian St.	1	3
								76 H	Samford	1	3
								98 A	Col. of Charleston	1	3
								98 H	Col. of Charleston	2	3
				LAST 10 GAMES							
				292 H	Citadel	3	0	248 A	UNC Greensboro	2	3
				98 H	Col. of Charleston	2	3	201 H	Davidson	3	0
				275 H	Chattanooga	3	0	74 H	Appalachian St.	1	3
				76 H	Samford	1	3	225 H	North Florida	3	0
				188 A	Elon	3	1	98 A	Col. of Charleston	1	3

Non-Div. I Games:

Ga. Southern

Average RPI Win:		206	WON-LOST RECORD		WINNING PCT. RANK		LAST 10 GAMES		STRENGTH OF SCHEDULE		OPP. STRENGTH OF SCHEDULE		TEAM RPI		ADJ RPI		CONF. RPI		ADJ CONF. RPI		
Average RPI Loss:		88																			
DIV. I ONLY			14- 12		.53846 148		3- 7		158		113		139		.5066 141		12		12		
DIV. I NON-CONF.			10- 5		.66667 81		0- 1		193		152		132		.52266 132		11		11		
TOTALS		RPI 1-25		RPI 26-50		W-L RECORDS		RPI 51-100		RPI 101-150		RPI 150+									
14- 12		0- 2		1- 1		OVERALL		0- 4		2- 3		11- 2									
10- 7		0- 1		0- 1		HOME		0- 3		1- 2		9- 0									
2- 5		0- 1		1- 0		AWAY		0- 1		1- 1		0- 2									
2- 0		0- 0		0- 0		NEUTRAL		0- 0		0- 0		2- 0									
10- 5		0- 1		0- 0		NON-CONFERENCE		0- 2		1- 1		9- 1									
8- 3		0- 1		0- 0		HOME		0- 1		1- 1		7- 0									
0- 2		0- 0		0- 0		AWAY		0- 1		0- 0		0- 1									
2- 0		0- 0		0- 0		NEUTRAL		0- 0		0- 0		2- 0									
4- 7		0- 1		1- 1		CONFERENCE		0- 2		1- 2		2- 1									
2- 4		0- 0		0- 1		HOME		0- 2		0- 1		2- 0									
2- 3		0- 1		1- 0		AWAY		0- 0		1- 1		0- 1									
0- 0		0- 0		0- 0		NEUTRAL		0- 0		0- 0		0- 0									
RPI	S	Opponent		Score		RPI	S	Opponent		Score		RPI	S	Opponent		Score					
14	H	Penn St.		0	3	36	H	Marquette		0	3	52	H	Ohio		2	3				
24	A	Cincinnati		0	3	49	A	Louisville		3	1	58	H	Notre Dame		0	3				
												81	A	UCF		0	3				
												88	H	Seton Hall		1	3				
														101	H	New Mexico		3	2		
														103	H	Delaware		2	3		
														110	A	Georgetown		3	1		
														112	H	Syracuse		0	3		
														114	A	Villanova		1	3		
														154	A	West Virginia		2	3		
														177	H	Miami (OH)		3	0		
														206	H	Rhode Island		3	1		
														211	H	Eastern Ky.		3	0		
														214	A	Robert Morris		0	3		
														231	H	Marist		3	0		
														235	H	Rutgers		3	0		
														238	H	New Hampshire		3	1		
														248	N	UNC Greensboro		3	0		
														249	H	Temple		3	0		
														253	H	DePaul		3	1		
														270	N	Fla. Atlantic		3	0		
														303	H	Howard		3	0		
LAST 10 GAMES																					
112 H Syracuse						0	3	214 A Robert Morris						0	3						
36 H Marquette						0	3	253 H DePaul						3	1						
49 A Louisville						3	1	58 H Notre Dame						0	3						
24 A Cincinnati						0	3	114 A Villanova						1	3						
154 A West Virginia						2	3	110 A Georgetown						3	1						

Non-Div. I Games:

Pittsburgh

Average RPI Win:		226	WON-LOST RECORD		WINNING PCT. RANK		LAST 10 GAMES		STRENGTH OF SCHEDULE		OPP. STRENGTH OF SCHEDULE		TEAM RPI		ADJ RPI		CONF. RPI		ADJ CONF. RPI				
Average RPI Loss:		75																					
DIV. I ONLY			11- 12		.47826 174		5- 5		141		119		156		.50581 142		13		13				
DIV. I NON-CONF.			6- 7		.46154 188		1- 0		149		117		168		.49794 159		13		13				
TOTALS		RPI 1-25		RPI 26-50		W-L RECORDS		RPI 51-100		RPI 101-150		RPI 150+											
11- 12		0- 3		0- 2		OVERALL		0- 3		1- 4		10- 0											
5- 4		0- 2		0- 0		HOME		0- 2		0- 0		5- 0											
5- 5		0- 1		0- 1		AWAY		0- 0		1- 3		4- 0											
1- 3		0- 0		0- 1		NEUTRAL		0- 1		0- 1		1- 0											
6- 7		0- 1		0- 2		NON-CONFERENCE		0- 2		1- 2		5- 0											
2- 2		0- 1		0- 0		HOME		0- 1		0- 0		2- 0											
3- 2		0- 0		0- 1		AWAY		0- 0		1- 1		2- 0											
1- 3		0- 0		0- 1		NEUTRAL		0- 1		0- 1		1- 0											
5- 5		0- 2		0- 0		CONFERENCE		0- 1		0- 2		5- 0											
3- 2		0- 1		0- 0		HOME		0- 1		0- 0		3- 0											
2- 3		0- 1		0- 0		AWAY		0- 0		0- 2		2- 0											
0- 0		0- 0		0- 0		NEUTRAL		0- 0		0- 0		0- 0											
RPI	S	Opponent		Score		RPI	S	Opponent		Score		RPI	S	Opponent		Score		RPI	S	Opponent		Score	
8	A	Hawaii		0 3		30	A	Washington		0 3		66	H	New Mexico St.		0 3		115	A	Idaho		2 3	
8	H	Hawaii		1 3		47	N	Baylor		0 3		80	N	San Francisco		0 3		135	N	Cal St. Northridge		0 3	
21	H	San Diego		0 3								91	H	Cal Poly		2 3		144	A	Sacramento St.		3 1	
																		148	A	UNLV		2 3	
																		149	A	Utah St.		1 3	
																		176	H	Long Island		3 0	
																		181	A	San Jose St.		3 2	
																		181	H	San Jose St.		3 1	
																		231	N	Marist		3 0	
																		247	A	Nevada		3 2	
																		247	H	Nevada		3 1	
																		264	H	Louisiana Tech		3 0	
																		269	A	CSU Bakersfield		3 0	
																		269	H	CSU Bakersfield		3 1	
																		272	A	Seattle		3 0	
LAST 10 GAMES																							
181 H San Jose St.						3 1						149 A Utah St.						1 3					
8 H Hawaii						1 3						66 H New Mexico St.						0 3					
247 H Nevada						3 1						264 H Louisiana Tech						3 0					
269 A CSU Bakersfield						3 0						8 A Hawaii						0 3					
115 A Idaho						2 3						181 A San Jose St.						3 2					

Non-Div. I Games:

Fresno St.

Average RPI Win:		219	WON-LOST RECORD		WINNING PCT. RANK		LAST 10 GAMES		STRENGTH OF SCHEDULE		OPP. STRENGTH OF SCHEDULE		TEAM RPI		ADJ RPI		CONF. RPI		ADJ CONF. RPI	
DIV. I ONLY			13- 12		.52 156		5- 5		136		160		144		.5058 143		20		20	
DIV. I NON-CONF.			5- 7		.41667 207		0- 0		113		100		165		.5 156		18		18	
TOTALS		RPI 1-25		RPI 26-50				W-L RECORDS		RPI 51-100				RPI 101-150				RPI 150+		
13- 12		0- 2		0- 0				OVERALL		0- 6				0- 2				13- 2		
9- 1		0- 0		0- 0				HOME		0- 1				0- 0				9- 0		
3- 6		0- 0		0- 0				AWAY		0- 2				0- 2				3- 2		
1- 5		0- 2		0- 0				NEUTRAL		0- 3				0- 0				1- 0		
5- 7		0- 2		0- 0				NON-CONFERENCE		0- 3				0- 2				5- 0		
3- 0		0- 0		0- 0				HOME		0- 0				0- 0				3- 0		
1- 2		0- 0		0- 0				AWAY		0- 0				0- 2				1- 0		
1- 5		0- 2		0- 0				NEUTRAL		0- 3				0- 0				1- 0		
8- 5		0- 0		0- 0				CONFERENCE		0- 3				0- 0				8- 2		
6- 1		0- 0		0- 0				HOME		0- 1				0- 0				6- 0		
2- 4		0- 0		0- 0				AWAY		0- 2				0- 0				2- 2		
0- 0		0- 0		0- 0				NEUTRAL		0- 0				0- 0				0- 0		
RPI	S	Opponent		Score		RPI	S	Opponent		Score		RPI	S	Opponent		Score				
23	N	Oklahoma		0	3					57	N	Rice	1	3	119	A	Houston Baptist	2	3	
24	N	Cincinnati		1	3					65	N	North Dakota	1	3	126	A	Washington St.	1	3	
										80	N	San Francisco	0	3	155	A	Stephen F. Austin	3	2	
										83	A	UTSA	0	3	155	H	Stephen F. Austin	3	1	
										84	A	Texas St.	1	3	165	H	Central Ark.	3	2	
										84	H	Texas St.	0	3	175	A	North Texas	3	1	
															202	A	Texas-Arlington	1	3	
															202	H	Texas-Arlington	3	0	
															203	A	A&M-Corpus Christi	2	3	
															203	H	A&M-Corpus Christi	3	1	
															232	A	Nicholls St.	3	1	
															235	H	Rutgers	3	1	
															239	N	Manhattan	3	0	
															240	H	Northwestern St.	3	1	
															264	H	Louisiana Tech	3	0	
															268	H	Tex.-Pan American	3	1	
															311	H	Southeastern La.	3	0	
LAST 10 GAMES																				
						84	A	Texas St.	1	3	232	A	Nicholls St.	3	1					
						202	A	Texas-Arlington	1	3	155	H	Stephen F. Austin	3	1					
						311	H	Southeastern La.	3	0	203	A	A&M-Corpus Christi	2	3					
						84	H	Texas St.	0	3	83	A	UTSA	0	3					
						202	H	Texas-Arlington	3	0	240	H	Northwestern St.	3	1					

Non-Div. I Games:

Sam Houston St.

Average RPI Win:	213	WON-LOST	WINNING	LAST 10	STRENGTH OF	OPP. STRENGTH	TEAM	ADJ	CONF.	ADJ CONF.	
Average RPI Loss:	104	RECORD	PCT. RANK	GAMES	SCHEDULE	OF SCHEDULE	RPI	RPI	RPI	RPI	
DIV. I ONLY	13- 12	.52	156	7- 3	110	185	140	.50572	144	21	22
DIV. I NON-CONF.	7- 8	.46667	185	2- 0	96	130	144	.51209	143	19	19
<hr/>											
TOTALS	RPI 1-25	RPI 26-50		W-L RECORDS	RPI 51-100		RPI 101-150		RPI 150+		
13- 12	0- 0	0- 3		OVERALL	0- 2		2- 5		11- 2		
5- 4	0- 0	0- 0		HOME	0- 1		0- 3		5- 0		
5- 5	0- 0	0- 1		AWAY	0- 1		1- 1		4- 2		
3- 3	0- 0	0- 2		NEUTRAL	0- 0		1- 1		2- 0		
<hr/>											
7- 8	0- 0	0- 3		NON-CONFERENCE	0- 2		2- 3		5- 0		
2- 3	0- 0	0- 0		HOME	0- 1		0- 2		2- 0		
2- 2	0- 0	0- 1		AWAY	0- 1		1- 0		1- 0		
3- 3	0- 0	0- 2		NEUTRAL	0- 0		1- 1		2- 0		
<hr/>											
6- 4	0- 0	0- 0		CONFERENCE	0- 0		0- 2		6- 2		
3- 1	0- 0	0- 0		HOME	0- 0		0- 1		3- 0		
3- 3	0- 0	0- 0		AWAY	0- 0		0- 1		3- 2		
0- 0	0- 0	0- 0		NEUTRAL	0- 0		0- 0		0- 0		
<hr/>											
RPI S	Opponent	Score	RPI S	Opponent	Score	RPI S	Opponent	Score	RPI S	Opponent	Score
			26 N	Western Ky.	0 3	62 A	St. Mary's (CA)	1 3	110 N	Georgetown	3 1
			27 A	California	0 3	70 H	UC Davis	2 3	111 N	Utah Valley	0 3
			31 N	Kansas St.	1 3				135 H	Cal St. Northridge	1 3
									138 A	Northern Ariz.	2 3
									138 H	Northern Ariz.	2 3
									139 A	Belmont	3 1
									142 H	Fresno St.	1 3
									153 A	Northern Colo.	1 3
									153 H	Northern Colo.	3 0
									181 A	San Jose St.	3 1
									184 A	Idaho St.	3 2
									197 H	Portland St.	3 0
									204 H	Eastern Wash.	3 0
									212 A	Montana	1 3
									231 H	Marist	3 0
									247 N	Nevada	3 1
									272 H	Seattle	3 1
									277 A	Weber St.	3 1
									280 N	Murray St.	3 1
									300 A	Montana St.	3 0
			LAST 10 GAMES								
			138 A	Northern Ariz.	2 3	204 H	Eastern Wash.	3 0			
			153 A	Northern Colo.	1 3	197 H	Portland St.	3 0			
			272 H	Seattle	3 1	181 A	San Jose St.	3 1			
			300 A	Montana St.	3 0	277 A	Weber St.	3 1			
			212 A	Montana	1 3	184 A	Idaho St.	3 2			

Non-Div. I Games:

Sacramento St.

Average RPI Win:	220	WON-LOST RECORD	WINNING PCT. RANK	LAST 10 GAMES	STRENGTH OF SCHEDULE	OPP. STRENGTH OF SCHEDULE	TEAM RPI	ADJ RPI	CONF. RPI	ADJ CONF. RPI		
DIV. I ONLY		16- 7	.69565	59	7- 3	275	155	146	.5054	145	24	23
DIV. I NON-CONF.		7- 4	.63636	96	0- 0	256	63	150	.50414	151	22	21
<hr/>												
TOTALS	RPI 1-25	RPI 26-50		W-L RECORDS		RPI 51-100		RPI 101-150		RPI 150+		
16- 7	0- 0	0- 1		OVERALL		0- 4		3- 0		13- 2		
5- 3	0- 0	0- 0		HOME		0- 2		1- 0		4- 1		
7- 4	0- 0	0- 1		AWAY		0- 2		0- 0		7- 1		
4- 0	0- 0	0- 0		NEUTRAL		0- 0		2- 0		2- 0		
<hr/>												
7- 4	0- 0	0- 1		NON-CONFERENCE		0- 2		3- 0		4- 1		
3- 1	0- 0	0- 0		HOME		0- 1		1- 0		2- 0		
0- 3	0- 0	0- 1		AWAY		0- 1		0- 0		0- 1		
4- 0	0- 0	0- 0		NEUTRAL		0- 0		2- 0		2- 0		
<hr/>												
9- 3	0- 0	0- 0		CONFERENCE		0- 2		0- 0		9- 1		
2- 2	0- 0	0- 0		HOME		0- 1		0- 0		2- 1		
7- 1	0- 0	0- 0		AWAY		0- 1		0- 0		7- 0		
0- 0	0- 0	0- 0		NEUTRAL		0- 0		0- 0		0- 0		
<hr/>												
RPI S	Opponent	Score	RPI S	Opponent	Score	RPI S	Opponent	Score	RPI S	Opponent	Score	
			37 A	Michigan St.	0 3	61 H	IPFW	1 3	107 H	Duquesne	3 0	
						63 A	Virginia Tech	0 3	130 N	Toledo	3 0	
						68 A	Milwaukee	1 3	133 N	Indiana	3 2	
						68 H	Milwaukee	0 3	161 A	Valparaiso	3 2	
									186 A	Butler	3 0	
									186 H	Butler	0 3	
									200 A	Green Bay	3 0	
									210 H	Akron	3 1	
									220 A	Ill.-Chicago	3 0	
									223 N	St. John's (NY)	3 0	
									230 A	Kent St.	2 3	
									253 H	DePaul	3 0	
									257 A	Wright St.	3 0	
									257 H	Wright St.	3 0	
									283 A	Loyola Chicago	3 0	
									295 N	High Point	3 0	
									302 A	Youngstown St.	3 0	
									302 H	Youngstown St.	3 0	
<hr/>												
LAST 10 GAMES												
			68 A	Milwaukee	1 3	220 A	Ill.-Chicago	3 0				
			302 H	Youngstown St.	3 0	161 A	Valparaiso	3 2				
			283 A	Loyola Chicago	3 0	200 A	Green Bay	3 0				
			186 H	Butler	0 3	68 H	Milwaukee	0 3				
			257 H	Wright St.	3 0	302 A	Youngstown St.	3 0				

Non-Div. I Games:

Cleveland St.

Average RPI Win: 190		WON-LOST	WINNING	LAST 10	STRENGTH OF	OPP. STRENGTH	TEAM	ADJ	CONF.	ADJ CONF.				
Average RPI Loss: 59		RECORD	PCT. RANK	GAMES	SCHEDULE	OF SCHEDULE	RPI	RPI	RPI	RPI				
DIV. I ONLY		8- 15	.34783	244	2- 8	62	59	147	.50355	146	5	5		
DIV. I NON-CONF.		6- 4	.6	119	0- 0	117	118	107	.53705	108	5	5		
<hr/>														
TOTALS		RPI 1-25		RPI 26-50		W-L RECORDS		RPI 51-100		RPI 101-150		RPI 150+		
8- 15		0- 4		0- 5		OVERALL		1- 3		1- 2		6- 1		
5- 7		0- 2		0- 3		HOME		0- 2		0- 0		5- 0		
2- 6		0- 2		0- 1		AWAY		1- 1		1- 2		0- 0		
1- 2		0- 0		0- 1		NEUTRAL		0- 0		0- 0		1- 1		
6- 4		0- 0		0- 3		NON-CONFERENCE		1- 0		0- 0		5- 1		
4- 2		0- 0		0- 2		HOME		0- 0		0- 0		4- 0		
1- 0		0- 0		0- 0		AWAY		1- 0		0- 0		0- 0		
1- 2		0- 0		0- 1		NEUTRAL		0- 0		0- 0		1- 1		
2- 11		0- 4		0- 2		CONFERENCE		0- 3		1- 2		1- 0		
1- 5		0- 2		0- 1		HOME		0- 2		0- 0		1- 0		
1- 6		0- 2		0- 1		AWAY		0- 1		1- 2		0- 0		
0- 0		0- 0		0- 0		NEUTRAL		0- 0		0- 0		0- 0		
RPI	S	Opponent		Score	RPI	S	Opponent		Score	RPI	S	Opponent		Score
11	A	Florida St.		0 3	27	H	California		0 3	52	A	Ohio		3 1
11	H	Florida St.		0 3	28	H	Western Mich.		1 3	60	H	Clemson		1 3
25	A	Miami (FL)		0 3	29	A	North Carolina		0 3	63	A	Virginia Tech		1 3
25	H	Miami (FL)		0 3	45	H	Duke		2 3	72	H	Georgia Tech		1 3
					49	N	Louisville		1 3					

Non-Div. I Games:

Virginia

Average RPI Win:	181	WON-LOST	WINNING	LAST 10	STRENGTH OF	OPP. STRENGTH	TEAM	ADJ	CONF.	ADJ CONF.	
Average RPI Loss:	96	RECORD	PCT. RANK	GAMES	SCHEDULE	OF SCHEDULE	RPI	RPI	RPI	RPI	
DIV. I ONLY	11- 15	.42308	208	1- 9	80	125	143	.5035	147	14	14
DIV. I NON-CONF.	7- 5	.58333	131	0- 1	51	96	71	.56291	75	14	14
<hr/>											
TOTALS	RPI 1-25	RPI 26-50		W-L RECORDS	RPI 51-100		RPI 101-150		RPI 150+		
11- 15	0- 0	0- 5		OVERALL	2- 4		3- 3		6- 3		
3- 4	0- 0	0- 1		HOME	0- 2		1- 1		2- 0		
2- 9	0- 0	0- 3		AWAY	0- 2		1- 2		1- 2		
6- 2	0- 0	0- 1		NEUTRAL	2- 0		1- 0		3- 1		
7- 5	0- 0	0- 3		NON-CONFERENCE	2- 1		2- 0		3- 1		
0- 0	0- 0	0- 0		HOME	0- 0		0- 0		0- 0		
1- 3	0- 0	0- 2		AWAY	0- 1		1- 0		0- 0		
6- 2	0- 0	0- 1		NEUTRAL	2- 0		1- 0		3- 1		
4- 10	0- 0	0- 2		CONFERENCE	0- 3		1- 3		3- 2		
3- 4	0- 0	0- 1		HOME	0- 2		1- 1		2- 0		
1- 6	0- 0	0- 1		AWAY	0- 1		0- 2		1- 2		
0- 0	0- 0	0- 0		NEUTRAL	0- 0		0- 0		0- 0		
RPI S	Opponent	Score	RPI S	Opponent	Score	RPI S	Opponent	Score	RPI S	Opponent	Score
			31 N	Kansas St.	0 3	61 A	IPFW	0 3	124 A	IUPUI	0 3
			40 A	Missouri St.	0 3	61 H	IPFW	2 3	124 H	IUPUI	3 2
			42 A	Kansas	0 3	65 A	North Dakota	0 3	137 A	Oakland	0 3
			46 A	North Dakota St.	1 3	67 H	Oral Roberts	2 3	137 H	Oakland	1 3
			46 H	North Dakota St.	0 3	74 N	Appalachian St.	3 1	139 N	Belmont	3 1
						93 N	Arkansas St.	3 2	140 A	Ga. Southern	3 2
									155 N	Stephen F. Austin	0 3
									182 A	South Dakota	1 3
									183 N	Hofstra	3 0
									227 A	UMKC	3 0
									228 H	Southern Utah	3 1
									234 N	Jacksonville	3 1
									250 A	Western Ill.	0 3
									250 H	Western Ill.	3 0
									300 N	Montana St.	3 1
<hr/>											
LAST 10 GAMES											
			46 A	North Dakota St.	1 3	228 H	Southern Utah	3 1			
			61 H	IPFW	2 3	67 H	Oral Roberts	2 3			
			137 H	Oakland	1 3	182 A	South Dakota	1 3			
			124 A	IUPUI	0 3	46 H	North Dakota St.	0 3			
			250 A	Western Ill.	0 3	65 A	North Dakota	0 3			

Non-Div. I Games: Neb. Omaha 3 0

South Dakota St.

UNLV

Average RPI Win: 181		WON-LOST RECORD	WINNING PCT. RANK	LAST 10 GAMES	STRENGTH OF SCHEDULE	OPP. STRENGTH OF SCHEDULE	TEAM RPI	ADJ RPI	CONF. RPI	ADJ CONF. RPI	
Average RPI Loss: 99											
DIV. I ONLY		11- 13	.45833 183	3- 7	99	136	149	.50016 148	10	10	
DIV. I NON-CONF.		8- 6	.57143 138	1- 0	183	163	151	.49985 157	12	12	
<hr/>											
TOTALS		RPI 1-25	RPI 26-50		W-L RECORDS		RPI 51-100		RPI 101-150		RPI 150+
11- 13	0- 0	0- 3		OVERALL		2- 4		2- 3		7- 3	
5- 6	0- 0	0- 2		HOME		0- 2		2- 1		3- 1	
3- 5	0- 0	0- 1		AWAY		1- 1		0- 2		2- 1	
3- 2	0- 0	0- 0		NEUTRAL		1- 1		0- 0		2- 1	
<hr/>											
8- 6	0- 0	0- 1		NON-CONFERENCE		1- 2		1- 1		6- 2	
3- 3	0- 0	0- 1		HOME		0- 1		1- 1		2- 0	
2- 1	0- 0	0- 0		AWAY		0- 0		0- 0		2- 1	
3- 2	0- 0	0- 0		NEUTRAL		1- 1		0- 0		2- 1	
<hr/>											
3- 7	0- 0	0- 2		CONFERENCE		1- 2		1- 2		1- 1	
2- 3	0- 0	0- 1		HOME		0- 1		1- 0		1- 1	
1- 4	0- 0	0- 1		AWAY		1- 1		0- 2		0- 0	
0- 0	0- 0	0- 0		NEUTRAL		0- 0		0- 0		0- 0	
<hr/>											
RPI S	Opponent	Score	RPI S	Opponent	Score	RPI S	Opponent	Score	RPI S	Opponent	Score
			35 A	Colorado St.	0 3	53 A	TCU	3 1	101 A	New Mexico	0 3
			35 H	Colorado St.	2 3	70 N	UC Davis	0 3	113 A	San Diego St.	1 3
			47 H	Baylor	2 3	80 H	San Francisco	0 3	113 H	San Diego St.	3 0
						95 N	Morehead St.	3 2	135 H	Cal St. Northridge	2 3
						97 A	Wyoming	1 3	142 H	Fresno St.	3 2
						97 H	Wyoming	2 3	153 A	Northern Colo.	0 3
									162 N	Colorado	1 3
									163 H	Boise St.	2 3
									165 N	Central Ark.	3 0
									204 H	Eastern Wash.	3 1
									228 H	Southern Utah	3 2
									237 H	Air Force	3 0
									240 N	Northwestern St.	3 2
									247 A	Nevada	3 0
									269 A	CSU Bakersfield	3 2
<hr/>											
LAST 10 GAMES											
			35 A	Colorado St.	0 3	163 H	Boise St.	2 3			
			97 A	Wyoming	1 3	53 A	TCU	3 1			
			269 A	CSU Bakersfield	3 2	101 A	New Mexico	0 3			
			113 A	San Diego St.	1 3	97 H	Wyoming	2 3			
			237 H	Air Force	3 0	35 H	Colorado St.	2 3			

Non-Div. I Games:

UNLV

Average RPI Win:	179	WON-LOST RECORD	WINNING PCT. RANK	LAST 10 GAMES	STRENGTH OF SCHEDULE	OPP. STRENGTH OF SCHEDULE	TEAM RPI	ADJ RPI	CONF. RPI	ADJ CONF. RPI		
DIV. I ONLY		11- 13	.45833	183	5- 5	106	111	150	.49933	149	13	13
DIV. I NON-CONF.		5- 8	.38462	226	0- 0	153	86	193	.4733	188	13	13
<hr/>												
TOTALS	RPI 1-25	RPI 26-50		W-L RECORDS		RPI 51-100		RPI 101-150		RPI 150+		
11- 13	0- 2	0- 1		OVERALL		2- 3		2- 4		7- 3		
7- 3	0- 1	0- 0		HOME		2- 1		2- 0		3- 1		
3- 7	0- 1	0- 1		AWAY		0- 1		0- 2		3- 2		
1- 3	0- 0	0- 0		NEUTRAL		0- 1		0- 2		1- 0		
<hr/>												
5- 8	0- 0	0- 1		NON-CONFERENCE		1- 2		1- 3		3- 2		
2- 2	0- 0	0- 0		HOME		1- 1		1- 0		0- 1		
2- 3	0- 0	0- 1		AWAY		0- 0		0- 1		2- 1		
1- 3	0- 0	0- 0		NEUTRAL		0- 1		0- 2		1- 0		
<hr/>												
6- 5	0- 2	0- 0		CONFERENCE		1- 1		1- 1		4- 1		
5- 1	0- 1	0- 0		HOME		1- 0		1- 0		3- 0		
1- 4	0- 1	0- 0		AWAY		0- 1		0- 1		1- 1		
0- 0	0- 0	0- 0		NEUTRAL		0- 0		0- 0		0- 0		
<hr/>												
RPI S	Opponent	Score	RPI S	Opponent	Score	RPI S	Opponent	Score	RPI S	Opponent	Score	
8 A	Hawaii	0 3	50 A	Long Beach St.	0 3	51 H	BYU	0 3	106 N	Oregon St.	0 3	
8 H	Hawaii	1 3				66 A	New Mexico St.	0 3	109 N	SMU	1 3	
						66 H	New Mexico St.	3 2	112 H	Syracuse	3 1	
						77 N	Pacific	0 3	115 A	Idaho	0 3	
						84 H	Texas St.	3 2	123 A	UC Irvine	1 3	
									142 H	Fresno St.	3 1	
									157 A	Cal St. Fullerton	3 1	
									180 N	Drake	3 0	
									181 A	San Jose St.	1 3	
									181 H	San Jose St.	3 0	
									184 H	Idaho St.	2 3	
									228 A	Southern Utah	2 3	
									247 H	Nevada	3 0	
									264 A	Louisiana Tech	3 1	
									264 H	Louisiana Tech	3 0	
									277 A	Weber St.	3 2	
<hr/>												
LAST 10 GAMES												
264 H Louisiana Tech						142 H Fresno St. 3 1						
66 H New Mexico St.						115 A Idaho 0 3						
8 A Hawaii						66 A New Mexico St. 0 3						
181 A San Jose St.						264 A Louisiana Tech 3 1						
247 H Nevada						8 H Hawaii 1 3						

Non-Div. I Games:

Utah St.

Average RPI Win:		156	WON-LOST RECORD		WINNING PCT. RANK		LAST 10 GAMES		STRENGTH OF SCHEDULE		OPP. STRENGTH OF SCHEDULE		TEAM RPI		ADJ RPI		CONF. RPI		ADJ CONF. RPI	
Average RPI Loss:		72																		
DIV. I ONLY			7- 17		.29167 274		3- 7		53		60		165		.49786 150		5		5	
DIV. I NON-CONF.			4- 7		.36364 235		0- 0		73		83		161		.50052 154		5		5	
TOTALS		RPI 1-25		RPI 26-50		W-L RECORDS		RPI 51-100		RPI 101-150		RPI 150+								
7- 17		0- 3		0- 3		OVERALL		1- 7		2- 3		4- 1								
2- 5		0- 2		0- 1		HOME		1- 0		1- 2		0- 0								
2- 8		0- 1		0- 2		AWAY		0- 4		0- 1		2- 0								
3- 4		0- 0		0- 0		NEUTRAL		0- 3		1- 0		2- 1								
4- 7		0- 1		0- 0		NON-CONFERENCE		0- 5		1- 0		3- 1								
0- 0		0- 0		0- 0		HOME		0- 0		0- 0		0- 0								
1- 3		0- 1		0- 0		AWAY		0- 2		0- 0		1- 0								
3- 4		0- 0		0- 0		NEUTRAL		0- 3		1- 0		2- 1								
3- 10		0- 2		0- 3		CONFERENCE		1- 2		1- 3		1- 0								
2- 5		0- 2		0- 1		HOME		1- 0		1- 2		0- 0								
1- 5		0- 0		0- 2		AWAY		0- 2		0- 1		1- 0								
0- 0		0- 0		0- 0		NEUTRAL		0- 0		0- 0		0- 0								
RPI S	Opponent		Score		RPI S	Opponent		Score		RPI S	Opponent		Score		RPI S	Opponent		Score		
11 H	Florida St.		0 3		29 A	North Carolina		0 3		53 N	TCU		0 3		116 N	Utah		3 1		
17 A	Florida		0 3		29 H	North Carolina		0 3		54 N	Wisconsin		0 3		117 A	North Carolina St.		1 3		
25 H	Miami (FL)		1 3		45 A	Duke		0 3		60 A	Clemson		1 3		117 H	North Carolina St.		0 3		
										63 H	Virginia Tech		3 0		129 H	Maryland		0 3		
										72 A	Georgia Tech		0 3		146 H	Virginia		3 1		
										88 A	Seton Hall		2 3		158 N	Columbia		3 2		
										90 A	Yale		1 3		185 A	Wake Forest		3 0		
										96 N	Auburn		0 3		187 N	Colgate		0 3		
															206 A	Rhode Island		3 0		
															216 N	NJIT		3 0		
LAST 10 GAMES																				
	117 A	North Carolina St.		1 3		45 A	Duke		0 3											
	29 A	North Carolina		0 3		72 A	Georgia Tech		0 3											
	11 H	Florida St.		0 3		60 A	Clemson		1 3											
	25 H	Miami (FL)		1 3		146 H	Virginia		3 1											
	185 A	Wake Forest		3 0		63 H	Virginia Tech		3 0											

Non-Div. I Games:

Boston College

Average RPI Win:	239	WON-LOST RECORD	WINNING PCT. RANK	LAST 10 GAMES	STRENGTH OF SCHEDULE	OPP. STRENGTH OF SCHEDULE	TEAM RPI	ADJ RPI	CONF. RPI	ADJ CONF. RPI		
DIV. I ONLY		15- 11	.57692	124	2- 8	206	165	155	.49751	151	11	11
DIV. I NON-CONF.		11- 2	.84615	26	0- 0	278	273	122	.5288	126	9	9
<hr/>												
TOTALS	RPI 1-25	RPI 26-50		W-L RECORDS		RPI 51-100		RPI 101-150		RPI 150+		
15- 11	0- 2	0- 1		OVERALL		0- 3		1- 3		14- 2		
7- 3	0- 1	0- 1		HOME		0- 1		1- 0		6- 0		
3- 7	0- 1	0- 0		AWAY		0- 2		0- 3		3- 1		
5- 1	0- 0	0- 0		NEUTRAL		0- 0		0- 0		5- 1		
11- 2	0- 0	0- 0		NON-CONFERENCE		0- 1		0- 0		11- 1		
4- 0	0- 0	0- 0		HOME		0- 0		0- 0		4- 0		
2- 1	0- 0	0- 0		AWAY		0- 1		0- 0		2- 0		
5- 1	0- 0	0- 0		NEUTRAL		0- 0		0- 0		5- 1		
4- 9	0- 2	0- 1		CONFERENCE		0- 2		1- 3		3- 1		
3- 3	0- 1	0- 1		HOME		0- 1		1- 0		2- 0		
1- 6	0- 1	0- 0		AWAY		0- 1		0- 3		1- 1		
0- 0	0- 0	0- 0		NEUTRAL		0- 0		0- 0		0- 0		
<hr/>												
RPI S	Opponent	Score		RPI S	Opponent	Score		RPI S	Opponent	Score		
22 A	Tulsa	0 3		43 H	Houston	1 3		57 A	Rice	0 3		
22 H	Tulsa	0 3						69 H	UAB	0 3		
								80 A	San Francisco	2 3		
								104 A	UTEP	1 3		
								104 A	UTEP	2 3		
								109 A	SMU	2 3		
								109 H	SMU	3 2		
								158 N	Columbia	1 3		
								173 A	Southern Miss.	0 3		
								193 H	Georgia St.	3 1		
								195 H	Marshall	3 0		
								200 N	Green Bay	3 0		
								207 A	Southern Ill.	3 0		
								213 H	UALR	3 1		
								218 A	Tulane	3 0		
								248 A	UNC Greensboro	3 0		
								266 H	Southeast Mo. St.	3 1		
								271 N	Radford	3 1		
								280 N	Murray St.	3 0		
								282 H	East Carolina	3 0		
								294 H	Alabama A&M	3 0		
								303 N	Howard	3 0		
								307 N	Providence	3 0		
<hr/>												
LAST 10 GAMES												
109 A	SMU	2 3		109 H	SMU	3 2						
22 A	Tulsa	0 3		104 A	UTEP	1 3						
43 H	Houston	1 3		104 A	UTEP	2 3						
57 A	Rice	0 3		218 A	Tulane	3 0						
22 H	Tulsa	0 3		173 A	Southern Miss.	0 3						

Non-Div. I Games:

Memphis

Average RPI Win:	240	WON-LOST RECORD	WINNING PCT. RANK	LAST 10 GAMES	STRENGTH OF SCHEDULE	OPP. STRENGTH OF SCHEDULE	TEAM RPI	ADJ RPI	CONF. RPI	ADJ CONF. RPI	
Average RPI Loss:	119										
DIV. I ONLY		15- 10	.6 116	4- 6	186	215	142	.4967	152	15	15
DIV. I NON-CONF.		10- 4	.71429 67	0- 0	186	265	125	.52275	131	16	16
<hr/>											
TOTALS	RPI 1-25	RPI 26-50		W-L RECORDS	RPI 51-100		RPI 101-150		RPI 150+		
15- 10	0- 0	0- 2		OVERALL	0- 4		0- 0		15- 4		
6- 1	0- 0	0- 0		HOME	0- 0		0- 0		6- 1		
6- 6	0- 0	0- 2		AWAY	0- 3		0- 0		6- 1		
3- 3	0- 0	0- 0		NEUTRAL	0- 1		0- 0		3- 2		
<hr/>											
10- 4	0- 0	0- 0		NON-CONFERENCE	0- 2		0- 0		10- 2		
3- 0	0- 0	0- 0		HOME	0- 0		0- 0		3- 0		
4- 1	0- 0	0- 0		AWAY	0- 1		0- 0		4- 0		
3- 3	0- 0	0- 0		NEUTRAL	0- 1		0- 0		3- 2		
<hr/>											
5- 6	0- 0	0- 2		CONFERENCE	0- 2		0- 0		5- 2		
3- 1	0- 0	0- 0		HOME	0- 0		0- 0		3- 1		
2- 5	0- 0	0- 2		AWAY	0- 2		0- 0		2- 1		
0- 0	0- 0	0- 0		NEUTRAL	0- 0		0- 0		0- 0		
<hr/>											
RPI S	Opponent	Score	RPI S	Opponent	Score	RPI S	Opponent	Score	RPI S	Opponent	Score
			26 A	Western Ky.	0 3	69 N	UAB	0 3	170 A	Kennesaw St.	3 2
			48 A	Middle Tenn.	0 3	75 A	FIU	1 3	172 H	Denver	3 1
						76 A	Samford	0 3	175 H	North Texas	1 3
						93 A	Arkansas St.	0 3	189 N	Tennessee St.	3 1
									193 A	Georgia St.	3 2
									199 N	UNC Asheville	2 3
									210 N	Akron	3 0
									211 N	Eastern Ky.	2 3
									213 A	UALR	0 3
									234 A	Jacksonville	3 0
									241 A	South Ala.	3 1
									243 H	La.-Lafayette	3 1
									252 H	La.-Monroe	3 0
									258 A	Mercer	3 0
									258 H	Mercer	3 0
									270 A	Fla. Atlantic	3 2
									294 H	Alabama A&M	3 2
									306 N	Norfolk St.	3 0
									309 H	Alabama St.	3 0
<hr/>											
LAST 10 GAMES											
			270 A	Fla. Atlantic	3 2	48 A	Middle Tenn.	0 3			
			75 A	FIU	1 3	26 A	Western Ky.	0 3			
			175 H	North Texas	1 3	93 A	Arkansas St.	0 3			
			172 H	Denver	3 1	213 A	UALR	0 3			
			241 A	South Ala.	3 1	243 H	La.-Lafayette	3 1			

Non-Div. I Games:

Troy

Average RPI Win: 212		WON-LOST	WINNING	LAST 10	STRENGTH OF		OPP. STRENGTH	TEAM	ADJ	CONF.	ADJ CONF.				
Average RPI Loss: 119		RECORD	PCT. RANK	GAMES	SCHEDULE		OF SCHEDULE	RPI	RPI	RPI	RPI				
DIV. I ONLY		15- 8	.65217	92	262		143	153	.49667	153	21	22			
DIV. I NON-CONF.		7- 5	.58333	131	229		62	157	.50049	155	19	19			
<hr/>															
TOTALS		RPI 1-25		RPI 26-50		W-L RECORDS		RPI 51-100		RPI 101-150		RPI 150+			
15- 8		0- 0		1- 2		OVERALL		0- 2		3- 1		11- 3			
7- 3		0- 0		0- 0		HOME		0- 2		3- 0		4- 1			
5- 5		0- 0		0- 2		AWAY		0- 0		0- 1		5- 2			
3- 0		0- 0		1- 0		NEUTRAL		0- 0		0- 0		2- 0			
<hr/>															
7- 5		0- 0		1- 2		NON-CONFERENCE		0- 2		1- 0		5- 1			
2- 2		0- 0		0- 0		HOME		0- 2		1- 0		1- 0			
2- 3		0- 0		0- 2		AWAY		0- 0		0- 0		2- 1			
3- 0		0- 0		1- 0		NEUTRAL		0- 0		0- 0		2- 0			
<hr/>															
8- 3		0- 0		0- 0		CONFERENCE		0- 0		2- 1		6- 2			
5- 1		0- 0		0- 0		HOME		0- 0		2- 0		3- 1			
3- 2		0- 0		0- 0		AWAY		0- 0		0- 1		3- 1			
0- 0		0- 0		0- 0		NEUTRAL		0- 0		0- 0		0- 0			
<hr/>															
RPI	S	Opponent	Score	RPI	S	Opponent	Score	RPI	S	Opponent	Score				
				35	A	Colorado St.	0 3	70	H	UC Davis	2 3	138	H	Northern Ariz.	3 0
				44	N	Wichita St.	3 1	97	H	Wyoming	1 3	144	A	Sacramento St.	0 3
				47	A	Baylor	2 3					144	H	Sacramento St.	3 1
												148	H	UNLV	3 0
												162	A	Colorado	2 3
												172	A	Denver	3 0
												184	H	Idaho St.	2 3
												197	A	Portland St.	3 2
												204	A	Eastern Wash.	3 1
												212	A	Montana	2 3
												212	H	Montana	3 0
												237	A	Air Force	3 1
												263	N	McNeese St.	3 0
												268	N	Tex.-Pan American	3 0
												272	H	Seattle	3 0
												277	H	Weber St.	3 0
												300	A	Montana St.	3 1
												300	H	Montana St.	3 0
<hr/>															
LAST 10 GAMES															
				272	H	Seattle	3 0	277	H	Weber St.	3 0				
				144	H	Sacramento St.	3 1	138	H	Northern Ariz.	3 0				
				212	A	Montana	2 3	97	H	Wyoming	1 3				
				300	A	Montana St.	3 1	197	A	Portland St.	3 2				
				184	H	Idaho St.	2 3	204	A	Eastern Wash.	3 1				

Non-Div. I Games:

Northern Colo.

Average RPI Win:		199	WON-LOST RECORD		WINNING PCT. RANK		LAST 10 GAMES		STRENGTH OF SCHEDULE		OPP. STRENGTH OF SCHEDULE		TEAM RPI		ADJ RPI		CONF. RPI		ADJ CONF. RPI	
DIV. I ONLY			6- 16		.27273 280		3- 7		38		101		168		.49633 154		12		12	
DIV. I NON-CONF.			2- 9		.18182 291		0- 0		24		105		176		.48693 173		11		11	
<hr/>																				
TOTALS		RPI 1-25			RPI 26-50			W-L RECORDS			RPI 51-100			RPI 101-150			RPI 150+			
6- 16		0- 2			0- 5			OVERALL			0- 4			2- 4			4- 1			
6- 6		0- 0			0- 2			HOME			0- 2			2- 1			4- 1			
0- 8		0- 2			0- 2			AWAY			0- 2			0- 2			0- 0			
0- 2		0- 0			0- 1			NEUTRAL			0- 0			0- 1			0- 0			
<hr/>																				
2- 9		0- 1			0- 3			NON-CONFERENCE			0- 2			0- 2			2- 1			
2- 3		0- 0			0- 1			HOME			0- 0			0- 1			2- 1			
0- 4		0- 1			0- 1			AWAY			0- 2			0- 0			0- 0			
0- 2		0- 0			0- 1			NEUTRAL			0- 0			0- 1			0- 0			
<hr/>																				
4- 7		0- 1			0- 2			CONFERENCE			0- 2			2- 2			2- 0			
4- 3		0- 0			0- 1			HOME			0- 2			2- 0			2- 0			
0- 4		0- 1			0- 1			AWAY			0- 0			0- 2			0- 0			
0- 0		0- 0			0- 0			NEUTRAL			0- 0			0- 0			0- 0			
<hr/>																				
RPI	S	Opponent			Score		RPI	S	Opponent			Score		RPI	S	Opponent			Score	
13	A	Kentucky			0	3	36	H	Marquette			0	3	58	H	Notre Dame			0	3
24	A	Cincinnati			0	3	38	H	Ohio St.			0	3	83	A	UTSA			0	3
							43	N	Houston			1	3	84	A	Texas St.			0	3
							47	A	Baylor			0	3	88	H	Seton Hall			1	3
							49	A	Louisville			1	3							

Non-Div. I Games:

West Virginia

Average RPI Win:		194	WON-LOST RECORD		WINNING PCT. RANK	LAST 10 GAMES		STRENGTH OF SCHEDULE		OPP. STRENGTH OF SCHEDULE	TEAM RPI	ADJ RPI	CONF. RPI	ADJ CONF. RPI			
Average RPI Loss:		114															
DIV. I ONLY			12- 15		.44444	189	4- 6		93		164		152	.49607	155	20	20
DIV. I NON-CONF.			7- 8		.46667	185	0- 1		50		108		120	.53016	125	18	18
TOTALS		RPI 1-25		RPI 26-50		W-L RECORDS		RPI 51-100		RPI 101-150		RPI 150+					
12- 15		0- 2		1- 0		OVERALL		1- 6		2- 3		8- 4					
4- 8		0- 2		1- 0		HOME		0- 3		0- 2		3- 1					
4- 6		0- 0		0- 0		AWAY		0- 2		1- 1		3- 3					
4- 1		0- 0		0- 0		NEUTRAL		1- 1		1- 0		2- 0					
7- 8		0- 2		1- 0		NON-CONFERENCE		1- 3		2- 1		3- 2					
1- 5		0- 2		1- 0		HOME		0- 2		0- 1		0- 0					
2- 2		0- 0		0- 0		AWAY		0- 0		1- 0		1- 2					
4- 1		0- 0		0- 0		NEUTRAL		1- 1		1- 0		2- 0					
5- 7		0- 0		0- 0		CONFERENCE		0- 3		0- 2		5- 2					
3- 3		0- 0		0- 0		HOME		0- 1		0- 1		3- 1					
2- 4		0- 0		0- 0		AWAY		0- 2		0- 1		2- 1					
0- 0		0- 0		0- 0		NEUTRAL		0- 0		0- 0		0- 0					
RPI	S	Opponent		Score		RPI	S	Opponent		Score		RPI	S	Opponent		Score	
18	H	Texas A&M		1	3	40	H	Missouri St.		3	1	57	H	Rice		0	3
20	H	Northern Ill.		1	3							65	H	North Dakota		1	3
												69	N	UAB		3	2
												83	A	UTSA		0	3
												84	A	Texas St.		0	3
												84	H	Texas St.		0	3
												100	N	Illinois St.		2	3

Non-Div. I Games:

Stephen F. Austin

Average RPI Win:		211	WON-LOST RECORD		WINNING PCT. RANK		LAST 10 GAMES		STRENGTH OF SCHEDULE		OPP. STRENGTH OF SCHEDULE		TEAM RPI		ADJ RPI		CONF. RPI		ADJ CONF. RPI	
DIV. I ONLY			9- 14		.3913 225		4- 6		74		139		154		.49587 156		12		12	
DIV. I NON-CONF.			4- 9		.30769 257		0- 1		53		185		180		.47759 187		11		11	
TOTALS		RPI 1-25		RPI 26-50		W-L RECORDS		RPI 51-100		RPI 101-150		RPI 150+								
9- 14		0- 2		0- 3		OVERALL		1- 4		1- 2		7- 3								
4- 6		0- 1		0- 1		HOME		0- 1		0- 1		4- 2								
3- 6		0- 1		0- 1		AWAY		1- 2		1- 1		1- 1								
2- 2		0- 0		0- 1		NEUTRAL		0- 1		0- 0		2- 0								
4- 9		0- 1		0- 1		NON-CONFERENCE		1- 2		0- 2		3- 3								
1- 3		0- 0		0- 0		HOME		0- 0		0- 1		1- 2								
1- 4		0- 1		0- 0		AWAY		1- 1		0- 1		0- 1								
2- 2		0- 0		0- 1		NEUTRAL		0- 1		0- 0		2- 0								
5- 5		0- 1		0- 2		CONFERENCE		0- 2		1- 0		4- 0								
3- 3		0- 1		0- 1		HOME		0- 1		0- 0		3- 0								
2- 2		0- 0		0- 1		AWAY		0- 1		1- 0		1- 0								
0- 0		0- 0		0- 0		NEUTRAL		0- 0		0- 0		0- 0								
RPI	S	Opponent		Score		RPI	S	Opponent		Score		RPI	S	Opponent		Score				
20	A	Northern Ill.		0	3	28	N	Western Mich.		1	3	54	A	Wisconsin		0	3			
24	H	Cincinnati		1	3	36	A	Marquette		1	3	58	A	Notre Dame		0	3			
						49	H	Louisville		0	3	66	N	New Mexico St.		0	3			
												81	A	UCF		3	1			
												88	H	Seton Hall		1	3			

Non-Div. I Games:

South Fla.

Average RPI Win:		162	WON-LOST RECORD		WINNING PCT. RANK		LAST 10 GAMES		STRENGTH OF SCHEDULE		OPP. STRENGTH OF SCHEDULE		TEAM RPI		ADJ RPI		CONF. RPI		ADJ CONF. RPI				
DIV. I ONLY			10- 13		.43478 201		4- 6		154		78		174		.4949 157		9		8				
DIV. I NON-CONF.			5- 7		.41667 207		0- 0		130		110		173		.49217 166		7		7				
TOTALS		RPI 1-25		RPI 26-50		W-L RECORDS		RPI 51-100		RPI 101-150		RPI 150+											
10- 13		0- 1		0- 2		OVERALL		4- 3		0- 6		6- 1											
5- 3		0- 0		0- 0		HOME		4- 1		0- 2		1- 0											
3- 7		0- 0		0- 2		AWAY		0- 2		0- 3		3- 0											
2- 3		0- 1		0- 0		NEUTRAL		0- 0		0- 1		2- 1											
5- 7		0- 1		0- 1		NON-CONFERENCE		1- 0		0- 4		4- 1											
1- 1		0- 0		0- 0		HOME		1- 0		0- 1		0- 0											
2- 3		0- 0		0- 1		AWAY		0- 0		0- 2		2- 0											
2- 3		0- 1		0- 0		NEUTRAL		0- 0		0- 1		2- 1											
5- 6		0- 0		0- 1		CONFERENCE		3- 3		0- 2		2- 0											
4- 2		0- 0		0- 0		HOME		3- 1		0- 1		1- 0											
1- 4		0- 0		0- 1		AWAY		0- 2		0- 1		1- 0											
0- 0		0- 0		0- 0		NEUTRAL		0- 0		0- 0		0- 0											
RPI	S	Opponent		Score		RPI	S	Opponent		Score		RPI	S	Opponent		Score							
9	N	UCLA		0	3	39	A	Arizona		1	3	51	H	BYU		3	1	113	A	San Diego St.		2	3
						50	A	Long Beach St.		1	3	59	A	UC Santa Barbara		1	3	115	N	Idaho		0	3
												59	H	UC Santa Barbara		3	2	132	A	Loyola Marymount		1	3
												70	H	UC Davis		3	0	135	A	Cal St. Northridge		0	3
												77	H	Pacific		0	3	135	H	Cal St. Northridge		0	3
												91	A	Cal Poly		0	3	149	H	Utah St.		1	3
												91	H	Cal Poly		3	0	182	N	South Dakota		2	3
																		190	A	UC Riverside		3	2
																		190	H	UC Riverside		3	2
																		204	N	Eastern Wash.		3	0
																		212	A	Montana		3	1
																		254	N	Presbyterian		3	0
																		299	A	Quinnipiac		3	0
LAST 10 GAMES																							
190 H UC Riverside						3	2	77 H Pacific						0	3								
135 H Cal St. Northridge						0	3	50 A Long Beach St.						1	3								
91 A Cal Poly						0	3	135 A Cal St. Northridge						0	3								
59 A UC Santa Barbara						1	3	190 A UC Riverside						3	2								
70 H UC Davis						3	0	59 H UC Santa Barbara						3	2								

Average RPI Win:	236	WON-LOST RECORD	WINNING PCT. RANK	LAST 10 GAMES	STRENGTH OF SCHEDULE	OPP. STRENGTH OF SCHEDULE	TEAM RPI	ADJ RPI	CONF. RPI	ADJ CONF. RPI	
DIV. I ONLY		13- 7	.65 95	7- 3	259	187	160	.4943 158	19	19	
DIV. I NON-CONF.		6- 4	.6 119	0- 0	289	174	201	.46729 196	21	20	
<hr/>											
TOTALS	RPI 1-25	RPI 26-50		W-L RECORDS	RPI 51-100		RPI 101-150		RPI 150+		
13- 7	0- 0	0- 0		OVERALL	0- 4		0- 2		13- 1		
7- 2	0- 0	0- 0		HOME	0- 1		0- 1		7- 0		
4- 3	0- 0	0- 0		AWAY	0- 2		0- 0		4- 1		
2- 2	0- 0	0- 0		NEUTRAL	0- 1		0- 1		2- 0		
<hr/>											
6- 4	0- 0	0- 0		NON-CONFERENCE	0- 2		0- 2		6- 0		
3- 1	0- 0	0- 0		HOME	0- 0		0- 1		3- 0		
1- 1	0- 0	0- 0		AWAY	0- 1		0- 0		1- 0		
2- 2	0- 0	0- 0		NEUTRAL	0- 1		0- 1		2- 0		
<hr/>											
7- 3	0- 0	0- 0		CONFERENCE	0- 2		0- 0		7- 1		
4- 1	0- 0	0- 0		HOME	0- 1		0- 0		4- 0		
3- 2	0- 0	0- 0		AWAY	0- 1		0- 0		3- 1		
0- 0	0- 0	0- 0		NEUTRAL	0- 0		0- 0		0- 0		
<hr/>											
RPI S	Opponent	Score	RPI S	Opponent	Score	RPI S	Opponent	Score	RPI S	Opponent	Score
						54 N	Wisconsin	0 3	125 H	Iowa	1 3
						80 A	San Francisco	0 3	150 N	Boston College	2 3
						90 A	Yale	2 3	151 N	Memphis	3 1
						90 H	Yale	1 3	166 H	Princeton	3 0
									168 A	Dartmouth	3 2
									179 A	Harvard	0 3
									206 A	Rhode Island	3 2
									217 H	Penn	3 2
									223 H	St. John's (NY)	3 1
									251 H	Binghamton	3 0
									259 A	Brown	3 1
									259 H	Brown	3 0
									267 A	Cornell	3 2
									267 H	Cornell	3 0
									307 N	Providence	3 0
			323 H	St. Francis (NY)	3 0						
			LAST 10 GAMES								
			259 H	Brown	3 0	217 H	Penn	3 2			
			90 H	Yale	1 3	166 H	Princeton	3 0			
			267 H	Cornell	3 0	90 A	Yale	2 3			
			179 A	Harvard	0 3	259 A	Brown	3 1			
			168 A	Dartmouth	3 2	267 A	Cornell	3 2			

Non-Div. I Games:

Columbia

Average RPI Win: 251		WON-LOST RECORD		WINNING PCT. RANK		LAST 10 GAMES		STRENGTH OF SCHEDULE		OPP. STRENGTH OF SCHEDULE		TEAM RPI		ADJ RPI		CONF. RPI		ADJ CONF. RPI	
Average RPI Loss: 147																			
DIV. I ONLY		16- 7		.69565 59		8- 2		261		238		151		.49353 159		28		28	
DIV. I NON-CONF.		7- 5		.58333 131		0- 0		187		165		148		.50112 153		28		28	
TOTALS		RPI 1-25		RPI 26-50		W-L RECORDS		RPI 51-100		RPI 101-150		RPI 150+							
16- 7		0- 0		0- 0		OVERALL		1- 3		0- 0		15- 4							
5- 1		0- 0		0- 0		HOME		0- 0		0- 0		5- 1							
9- 3		0- 0		0- 0		AWAY		1- 0		0- 0		8- 3							
2- 3		0- 0		0- 0		NEUTRAL		0- 3		0- 0		2- 0							
7- 5		0- 0		0- 0		NON-CONFERENCE		1- 3		0- 0		6- 2							
2- 0		0- 0		0- 0		HOME		0- 0		0- 0		2- 0							
3- 2		0- 0		0- 0		AWAY		1- 0		0- 0		2- 2							
2- 3		0- 0		0- 0		NEUTRAL		0- 3		0- 0		2- 0							
9- 2		0- 0		0- 0		CONFERENCE		0- 0		0- 0		9- 2							
3- 1		0- 0		0- 0		HOME		0- 0		0- 0		3- 1							
6- 1		0- 0		0- 0		AWAY		0- 0		0- 0		6- 1							
0- 0		0- 0		0- 0		NEUTRAL		0- 0		0- 0		0- 0							
RPI S	Opponent	Score		RPI S	Opponent	Score		RPI S	Opponent	Score		RPI S	Opponent	Score					
								60 N	Clemson	1	3	164 H	Liberty	2	3				
								67 N	Oral Roberts	2	3	170 A	Kennesaw St.	2	3				
								98 A	Col. of Charleston	3	2	178 A	Charlotte	2	3				
								99 N	South Carolina	0	3	188 A	Elon	3	1				
												199 A	UNC Asheville	3	1				
												201 H	Davidson	3	2				
												236 H	UNC Wilmington	3	1				
												242 A	Campbell	3	1				
												254 A	Presbyterian	3	0				
												258 A	Mercer	3	0				
												271 H	Radford	3	0				
												275 N	Chattanooga	3	2				
												289 A	Coastal Caro.	3	2				
												289 H	Coastal Caro.	3	0				
												293 A	Gardner-Webb	1	3				
												295 A	High Point	3	1				
												301 A	Charleston So.	3	0				
												301 H	Charleston So.	3	1				
												317 N	N.C. Central	3	0				
LAST 10 GAMES																			
								301 A	Charleston So.	3	0	242 A	Campbell	3	1				
								289 A	Coastal Caro.	3	2	199 A	UNC Asheville	3	1				
								271 H	Radford	3	0	293 A	Gardner-Webb	1	3				
								164 H	Liberty	2	3	254 A	Presbyterian	3	0				
								295 A	High Point	3	1	289 H	Coastal Caro.	3	0				

Non-Div. I Games:

Winthrop

Average RPI Win: Average RPI Loss:	260 148	WON-LOST RECORD	WINNING PCT. RANK	LAST 10 GAMES		STRENGTH OF SCHEDULE	OPP. STRENGTH OF SCHEDULE	TEAM RPI	ADJ. RPI	CONF. RPI	ADJ CONF. RPI
DIV. I ONLY		20-7	.74074 44	10-0		289	272	159	.49298 160	30	31
DIV. I NON-CONF.		6-7	.46154 188	0-0		297	155	246	.42617 237	31	31
TOTALS	RPI 1-25		RPI 26-50	W-L RECORDS		RPI 51-100			RPI 101-150		RPI 150+
20-7	0-0		0-0	OVERALL		0-0			1-5		19-2
8-0	0-0		0-0	HOME		0-0			1-0		7-0
9-3	0-0		0-0	AWAY		0-0			0-2		9-1
3-4	0-0		0-0	NEUTRAL		0-0			0-3		3-1
6-7	0-0		0-0	NON-CONFERENCE		0-0			1-5		5-2
1-0	0-0		0-0	HOME		0-0			1-0		0-0
2-3	0-0		0-0	AWAY		0-0			0-2		2-1
3-4	0-0		0-0	NEUTRAL		0-0			0-3		3-1
14-0	0-0		0-0	CONFERENCE		0-0			0-0		14-0
7-0	0-0		0-0	HOME		0-0			0-0		7-0
7-0	0-0		0-0	AWAY		0-0			0-0		7-0
0-0	0-0		0-0	NEUTRAL		0-0			0-0		0-0
RPI S Opponent	Score		RPI S Opponent	Score		RPI S Opponent	Score		RPI S Opponent	Score	
									104 N UTEP	0	3
									112 H Syracuse	3	2
									128 N American	1	3
									130 A Toledo	0	3
									133 A Indiana	0	3
									137 N Oakland	2	3
									194 A Fairfield	3	0
									194 H Fairfield	3	1
									198 N Gonzaga	0	3
									205 A Buffalo	1	3
									231 A Marist	3	2
									239 A Manhattan	3	2
									239 H Manhattan	3	0
									251 A Binghamton	3	0
									256 A Siena	3	1
									257 N Wright St.	3	0
									267 A Cornell	3	0
									273 A Iona	3	0
									273 H Iona	3	2
									278 A Canisius	3	0
									278 H Canisius	3	1
				LAST 10 GAMES					284 N Eastern Ill.	3	1
			239 A Manhattan	3 2		321 H Rider	3 0		291 H Loyola Maryland	3	0
			325 A Saint Peter's	3 0		291 H Loyola Maryland	3 0		315 N Delaware St.	3	0
			273 H Iona	3 2		256 A Siena	3 1		321 H Rider	3	0
			194 H Fairfield	3 1		231 A Marist	3 2		325 A Saint Peter's	3	0
			278 A Canisius	3 0		325 H Saint Peter's	3 0		325 H Saint Peter's	3	0

Non-Div. I Games:

Niagara

[illegible]

Non-Div. I Games:

Valparaiso

Average RPI Win:	179	WON-LOST RECORD	WINNING PCT. RANK	LAST 10 GAMES	STRENGTH OF SCHEDULE	OPP. STRENGTH OF SCHEDULE	TEAM RPI	ADJ RPI	CONF. RPI	ADJ CONF. RPI	
DIV. I ONLY		5- 18	.21739 291	0- 10	27	55	173	.49022 162	3	3	
DIV. I NON-CONF.		5- 3	.625 105	0- 0	103	220	103	.53861 106	3	3	
<hr/>											
TOTALS	RPI 1-25	RPI 26-50		W-L RECORDS	RPI 51-100		RPI 101-150		RPI 150+		
5- 18	0- 5	0- 5		OVERALL	1- 2		1- 5		3- 1		
2- 7	0- 2	0- 2		HOME	1- 0		0- 3		1- 0		
1- 8	0- 3	0- 3		AWAY	0- 0		0- 2		1- 0		
2- 3	0- 0	0- 0		NEUTRAL	0- 2		1- 0		1- 1		
<hr/>											
5- 3	0- 0	0- 0		NON-CONFERENCE	1- 2		1- 0		3- 1		
2- 0	0- 0	0- 0		HOME	1- 0		0- 0		1- 0		
1- 0	0- 0	0- 0		AWAY	0- 0		0- 0		1- 0		
2- 3	0- 0	0- 0		NEUTRAL	0- 2		1- 0		1- 1		
<hr/>											
0- 15	0- 5	0- 5		CONFERENCE	0- 0		0- 5		0- 0		
0- 7	0- 2	0- 2		HOME	0- 0		0- 3		0- 0		
0- 8	0- 3	0- 3		AWAY	0- 0		0- 2		0- 0		
0- 0	0- 0	0- 0		NEUTRAL	0- 0		0- 0		0- 0		
<hr/>											
RPI S	Opponent	Score	RPI S	Opponent	Score	RPI S	Opponent	Score	RPI S	Opponent	Score
7 A	Stanford	0 3	27 A	California	0 3	70 N	UC Davis	1 3	106 A	Oregon St.	2 3
9 A	UCLA	1 3	30 A	Washington	0 3	94 H	Albany (NY)	3 1	106 H	Oregon St.	0 3
9 H	UCLA	0 3	39 H	Arizona	0 3	94 N	Albany (NY)	0 3	116 H	Utah	0 3
12 A	Southern California	0 3	41 A	Oregon	0 3				126 A	Washington St.	0 3
12 H	Southern California	0 3	41 H	Oregon	0 3				131 H	Arizona St.	0 3
									148 N	UNLV	3 1
									153 H	Northern Colo.	3 2
									223 N	St. John's (NY)	3 2
									256 N	Siena	2 3
									279 A	Fordham	3 0
<hr/>											
LAST 10 GAMES											
41 A Oregon					0 3	39 H Arizona					0 3
106 A Oregon St.					2 3	126 A Washington St.					0 3
12 A Southern California					0 3	30 A Washington					0 3
9 A UCLA					1 3	9 H UCLA					0 3
131 H Arizona St.					0 3	12 H Southern California					0 3

Non-Div. I Games:

Colorado

Average RPI Win: 214		WON-LOST RECORD		WINNING PCT. RANK		LAST 10 GAMES		STRENGTH OF SCHEDULE		OPP. STRENGTH OF SCHEDULE		TEAM RPI		ADJ RPI		CONF. RPI		ADJ CONF. RPI			
DIV. I ONLY		13- 13		.5 161		3- 7		166		158		166		.4891 163		10		10			
DIV. I NON-CONF.		9- 6		.6 119		0- 2		284		207		200		.46269 200		12		12			
TOTALS		RPI 1-25		RPI 26-50		W-L RECORDS		RPI 51-100		RPI 101-150		RPI 150+									
13- 13		0- 1		0- 3		OVERALL		2- 3		1- 4		10- 2									
2- 4		0- 0		0- 1		HOME		1- 1		0- 1		1- 1									
6- 7		0- 1		0- 1		AWAY		1- 1		1- 3		4- 1									
5- 2		0- 0		0- 1		NEUTRAL		0- 1		0- 0		5- 0									
9- 6		0- 1		0- 1		NON-CONFERENCE		0- 1		0- 1		9- 2									
1- 1		0- 0		0- 0		HOME		0- 0		0- 0		1- 1									
3- 3		0- 1		0- 0		AWAY		0- 0		0- 1		3- 1									
5- 2		0- 0		0- 1		NEUTRAL		0- 1		0- 0		5- 0									
4- 7		0- 0		0- 2		CONFERENCE		2- 2		1- 3		1- 0									
1- 3		0- 0		0- 1		HOME		1- 1		0- 1		0- 0									
3- 4		0- 0		0- 1		AWAY		1- 1		1- 2		1- 0									
0- 0		0- 0		0- 0		NEUTRAL		0- 0		0- 0		0- 0									
RPI	S	Opponent		Score		RPI	S	Opponent		Score		RPI	S	Opponent		Score					
23	A	Oklahoma		2	3	30	N	Washington		0	3	53	A	TCU		0	3				
						35	A	Colorado St.		0	3	53	H	TCU		2	3				
						35	H	Colorado St.		0	3	77	N	Pacific		2	3				
												97	A	Wyoming		3	2				
												97	H	Wyoming		3	1				
												101	A	New Mexico		0	3				
												101	H	New Mexico		1	3				
												111	A	Utah Valley		1	3				
												113	A	San Diego St.		0	3				
												148	A	UNLV		3	2				
												180	N	Drake		3	2				
												197	N	Portland St.		3	1				
												198	A	Gonzaga		3	1				
												204	A	Eastern Wash.		2	3				
												213	N	UALR		3	0				
												228	A	Southern Utah		3	0				
												237	A	Air Force		3	0				
												272	H	Seattle		1	3				
												277	A	Weber St.		3	0				
												277	H	Weber St.		3	0				
												316	N	Ark.-Pine Bluff		3	0				
												322	N	Texas Southern		3	0				
LAST 10 GAMES																					
53 A TCU						0	3	148 A UNLV						3	2						
101 A New Mexico						0	3	111 A Utah Valley						1	3						
97 H Wyoming						3	1	237 A Air Force						3	0						
35 H Colorado St.						0	3	272 H Seattle						1	3						
113 A San Diego St.						0	3	101 H New Mexico						1	3						

Non-Div. I Games:

Boise St.

Liberty

Liberty

Average RPI Win: 227		WON-LOST	WINNING	LAST 10	STRENGTH OF		OPP. STRENGTH	TEAM	ADJ	CONF.	ADJ CONF.
Average RPI Loss: 105		RECORD	PCT. RANK	GAMES	SCHEDULE		OF SCHEDULE	RPI	RPI	RPI	RPI
DIV. I ONLY		14- 12	.53846	148	6- 4		214	183	182	.48827	165
DIV. I NON-CONF.		6- 8	.42857	205	2- 1		166	170	194	.4788	184
TOTALS		RPI 1-25	RPI 26-50		W-L RECORDS		RPI 51-100		RPI 101-150		RPI 150+
14- 12	0- 0	0- 2		OVERALL		2- 6		0- 3		12- 1	
5- 2	0- 0	0- 0		HOME		0- 1		0- 0		5- 1	
5- 6	0- 0	0- 1		AWAY		0- 2		0- 2		5- 0	
4- 4	0- 0	0- 0		NEUTRAL		2- 3		0- 1		2- 0	
6- 8	0- 0	0- 2		NON-CONFERENCE		2- 4		0- 2		4- 0	
1- 0	0- 0	0- 0		HOME		0- 0		0- 0		1- 0	
1- 4	0- 0	0- 2		AWAY		0- 1		0- 1		1- 0	
4- 4	0- 0	0- 0		NEUTRAL		2- 3		0- 1		2- 0	
8- 4	0- 0	0- 0		CONFERENCE		0- 2		0- 1		8- 1	
4- 2	0- 0	0- 0		HOME		0- 1		0- 0		4- 1	
4- 2	0- 0	0- 0		AWAY		0- 1		0- 1		4- 0	
0- 0	0- 0	0- 0		NEUTRAL		0- 0		0- 0		0- 0	
RPI S	Opponent	Score	RPI S	Opponent	Score	RPI S	Opponent	Score	RPI S	Opponent	Score
			32 A	Missouri	0 3	78 N	Northwestern	3 2	122 A	Ole Miss	0 3
			43 A	Houston	1 3	82 N	Lipscomb	3 2	143 A	Sam Houston St.	2 3
						83 H	UTSA	0 3	148 N	UNLV	0 3
						84 A	Texas St.	1 3	155 A	Stephen F. Austin	3 1
						85 N	Xavier	0 3	202 H	Texas-Arlington	3 1
						89 A	Texas Tech	0 3	203 H	A&M-Corpus Christi	3 2
						93 N	Arkansas St.	0 3	213 N	UALR	3 2
						95 N	Morehead St.	0 3	232 A	Nicholls St.	3 0
									240 A	Northwestern St.	3 2
									240 H	Northwestern St.	1 3
									245 H	Lamar	3 1
									263 H	McNeese St.	3 2
									311 A	Southeastern La.	3 0
									316 A	Ark.-Pine Bluff	3 0
									316 H	Ark.-Pine Bluff	3 0
									326 N	Alcorn St.	3 0
LAST 10 GAMES											
			83 H	UTSA	0 3	245 H	Lamar	3 1			
			203 H	A&M-Corpus Christi	3 2	263 H	McNeese St.	3 2			
			84 A	Texas St.	1 3	202 H	Texas-Arlington	3 1			
			316 A	Ark.-Pine Bluff	3 0	240 H	Northwestern St.	1 3			
			32 A	Missouri	0 3	316 H	Ark.-Pine Bluff	3 0			

Non-Div. I Games:

Central Ark.

Average RPI Win:	223	WON-LOST RECORD	WINNING PCT. RANK	LAST 10 GAMES	STRENGTH OF SCHEDULE	OPP. STRENGTH OF SCHEDULE	TEAM RPI	ADJ RPI	CONF. RPI	ADJ CONF. RPI	
DIV. I ONLY		15- 7	.68182 71	8- 2	250	246	148	.4881 166	19	19	
DIV. I NON-CONF.		7- 5	.58333 131	0- 0	299	269	220	.4369 228	21	20	
<hr/>											
TOTALS	RPI 1-25	RPI 26-50		W-L RECORDS	RPI 51-100		RPI 101-150		RPI 150+		
15- 7	0- 0	0- 0		OVERALL	1- 1		0- 0		14- 6		
5- 1	0- 0	0- 0		HOME	1- 1		0- 0		4- 0		
5- 4	0- 0	0- 0		AWAY	0- 0		0- 0		5- 4		
5- 2	0- 0	0- 0		NEUTRAL	0- 0		0- 0		5- 2		
<hr/>											
7- 5	0- 0	0- 0		NON-CONFERENCE	0- 1		0- 0		7- 4		
0- 1	0- 0	0- 0		HOME	0- 1		0- 0		0- 0		
2- 2	0- 0	0- 0		AWAY	0- 0		0- 0		2- 2		
5- 2	0- 0	0- 0		NEUTRAL	0- 0		0- 0		5- 2		
<hr/>											
8- 2	0- 0	0- 0		CONFERENCE	1- 0		0- 0		7- 2		
5- 0	0- 0	0- 0		HOME	1- 0		0- 0		4- 0		
3- 2	0- 0	0- 0		AWAY	0- 0		0- 0		3- 2		
0- 0	0- 0	0- 0		NEUTRAL	0- 0		0- 0		0- 0		
<hr/>											
RPI S	Opponent	Score	RPI S	Opponent	Score	RPI S	Opponent	Score	RPI S	Opponent	Score
						88 H	Seton Hall	0 3	158 A	Columbia	0 3
						90 H	Yale	3 1	168 A	Dartmouth	1 3
									168 H	Dartmouth	3 2
									179 A	Harvard	3 1
									179 H	Harvard	3 2
									183 A	Hofstra	1 3
									191 A	Lehigh	1 3
									194 N	Fairfield	3 0
									216 N	NJIT	3 1
									217 A	Penn	3 0
									217 H	Penn	3 2
									223 A	St. John's (NY)	3 2
									235 A	Rutgers	3 1
									251 N	Binghamton	1 3
									259 H	Brown	3 0
									265 N	Hartford	3 2
									267 A	Cornell	3 1
									303 N	Howard	1 3
									310 N	La Salle	3 0
									323 N	St. Francis (NY)	3 1
			LAST 10 GAMES								
			179 A	Harvard	3 1	267 A	Cornell	3 1			
			168 A	Dartmouth	1 3	158 A	Columbia	0 3			
			217 A	Penn	3 0	168 H	Dartmouth	3 2			
			259 H	Brown	3 0	179 H	Harvard	3 2			
			90 H	Yale	3 1	217 H	Penn	3 2			

Non-Div. I Games:

Princeton

Average RPI Win:	237	WON-LOST	WINNING	LAST 10	STRENGTH OF	OPP. STRENGTH	TEAM	ADJ	CONF.	ADJ CONF.			
Average RPI Loss:	93	RECORD	PCT. RANK	GAMES	SCHEDULE	OF SCHEDULE	RPI	RPI	RPI	RPI			
DIV. I ONLY	13- 12	.52	156	5- 5	194	149	171	.48765	167	12	12		
DIV. I NON-CONF.	10- 5	.66667	81	2- 0	254	212	160	.49653	161	11	11		
<hr/>													
TOTALS	RPI 1-25	RPI 26-50		W-L RECORDS		RPI 51-100		RPI 101-150		RPI 150+			
13- 12	0- 1	0- 2		OVERALL		1- 4		1- 3		11- 2			
8- 3	0- 0	0- 1		HOME		1- 1		0- 1		7- 0			
1- 7	0- 1	0- 1		AWAY		0- 2		0- 2		1- 1			
4- 2	0- 0	0- 0		NEUTRAL		0- 1		1- 0		3- 1			
<hr/>													
10- 5	0- 0	0- 0		NON-CONFERENCE		0- 4		1- 0		9- 1			
5- 1	0- 0	0- 0		HOME		0- 1		0- 0		5- 0			
1- 2	0- 0	0- 0		AWAY		0- 2		0- 0		1- 0			
4- 2	0- 0	0- 0		NEUTRAL		0- 1		1- 0		3- 1			
<hr/>													
3- 7	0- 1	0- 2		CONFERENCE		1- 0		0- 3		2- 1			
3- 2	0- 0	0- 1		HOME		1- 0		0- 1		2- 0			
0- 5	0- 1	0- 1		AWAY		0- 0		0- 2		0- 1			
0- 0	0- 0	0- 0		NEUTRAL		0- 0		0- 0		0- 0			
<hr/>													
RPI S	Opponent	Score	RPI S	Opponent	Score	RPI S	Opponent	Score	RPI S	Opponent	Score		
24 A	Cincinnati	0 3	36 H	Marquette	1 3	53 A	TCU	0 3	110 A	Georgetown	2 3		
			49 A	Louisville	0 3	58 H	Notre Dame	3 2	112 H	Syracuse	0 3		
						63 A	Virginia Tech	1 3	114 A	Villanova	1 3		
						87 H	Sacred Heart	1 3	146 N	Virginia	3 1		
						89 N	Texas Tech	0 3	156 A	South Fla.	2 3		
									194 N	Fairfield	3 1		
									223 H	St. John's (NY)	3 1		
									226 N	Indiana St.	0 3		
									238 A	New Hampshire	3 0		
									251 H	Binghamton	3 0		
									253 H	DePaul	3 1		
									265 H	Hartford	3 0		
									275 N	Chattanooga	3 0		
									279 H	Fordham	3 1		
									286 H	Holy Cross	3 0		
									303 H	Howard	3 0		
									314 N	Grambling	3 0		
<hr/>													
LAST 10 GAMES													
253 H DePaul						3	1	279 H Fordham				3	1
58 H Notre Dame						3	2	156 A South Fla.				2	3
110 A Georgetown						2	3	265 H Hartford				3	0
114 A Villanova						1	3	112 H Syracuse				0	3
223 H St. John's (NY)						3	1	36 H Marquette				1	3

Non-Div. I Games:

Connecticut

Average RPI Win: 245		WON-LOST	WINNING	LAST 10	STRENGTH OF		OPP. STRENGTH	TEAM	ADJ	CONF.	ADJ CONF.
Average RPI Loss: 152		RECORD	PCT. RANK	GAMES	SCHEDULE		OF SCHEDULE	RPI	RPI	RPI	RPI
DIV. I ONLY		13- 8	.61905	105	5- 5		220	251	157	.48696	168
DIV. I NON-CONF.		8- 3	.72727	59	0- 0		247	275	147	.50681	146
TOTALS		RPI 1-25	RPI 26-50		W-L RECORDS		RPI 51-100		RPI 101-150		RPI 150+
13- 8		0- 0	0- 0		OVERALL		0- 3		0- 0		13- 5
6- 2		0- 0	0- 0		HOME		0- 0		0- 0		6- 2
4- 4		0- 0	0- 0		AWAY		0- 2		0- 0		4- 2
3- 2		0- 0	0- 0		NEUTRAL		0- 1		0- 0		3- 1
8- 3		0- 0	0- 0		NON-CONFERENCE		0- 2		0- 0		8- 1
3- 0		0- 0	0- 0		HOME		0- 0		0- 0		3- 0
2- 1		0- 0	0- 0		AWAY		0- 1		0- 0		2- 0
3- 2		0- 0	0- 0		NEUTRAL		0- 1		0- 0		3- 1
5- 5		0- 0	0- 0		CONFERENCE		0- 1		0- 0		5- 4
3- 2		0- 0	0- 0		HOME		0- 0		0- 0		3- 2
2- 3		0- 0	0- 0		AWAY		0- 1		0- 0		2- 2
0- 0		0- 0	0- 0		NEUTRAL		0- 0		0- 0		0- 0
RPI S	Opponent	Score	RPI S	Opponent	Score	RPI S	Opponent	Score	RPI S	Opponent	Score
						56 N	Arkansas	1 3	158 H	Columbia	2 3
						90 A	Yale	0 3	166 A	Princeton	2 3
						92 A	Army	1 3	166 H	Princeton	3 1
									179 A	Harvard	3 2
									179 H	Harvard	3 1
									196 H	Central Conn. St.	3 0
									216 N	NJIT	2 3
									217 A	Penn	0 3
									217 H	Penn	2 3
									231 N	Marist	3 1
									239 N	Manhattan	3 0
									259 A	Brown	3 0
									267 H	Cornell	3 0
									276 A	Bucknell	3 0
									279 N	Fordham	3 0
									286 A	Holy Cross	3 1
									307 H	Providence	3 0
									315 H	Delaware St.	3 0
LAST 10 GAMES											
						217 H	Penn	2 3	259 A	Brown	3 0
						166 H	Princeton	3 1	90 A	Yale	0 3
						179 H	Harvard	3 1	166 A	Princeton	2 3
						267 H	Cornell	3 0	217 A	Penn	0 3
						158 H	Columbia	2 3	179 A	Harvard	3 2

Non-Div. I Games:

Dartmouth

Average RPI Win:		223	WON-LOST		WINNING		LAST 10		STRENGTH OF		OPP. STRENGTH		TEAM		ADJ		CONF.		ADJ CONF.				
Average RPI Loss:		98	RECORD		PCT. RANK		GAMES		SCHEDULE		OF SCHEDULE		RPI		RPI		RPI		RPI				
DIV. I ONLY			11- 15		.42308		208		6- 4		117		147		181		.48608		169				
DIV. I NON-CONF.			6- 9		.4		220		1- 0		126		120		175		.49042		168				
TOTALS		RPI 1-25		RPI 26-50				W-L RECORDS				RPI 51-100				RPI 101-150				RPI 150+			
11- 15		0- 1		0- 3				OVERALL				1- 3				1- 6				9- 2			
5- 3		0- 0		0- 0				HOME				0- 0				1- 3				4- 0			
4- 8		0- 1		0- 1				AWAY				0- 1				0- 3				4- 2			
2- 4		0- 0		0- 2				NEUTRAL				1- 2				0- 0				1- 0			
6- 9		0- 1		0- 3				NON-CONFERENCE				1- 2				0- 3				5- 0			
3- 1		0- 0		0- 0				HOME				0- 0				0- 1				3- 0			
1- 4		0- 1		0- 1				AWAY				0- 0				0- 2				1- 0			
2- 4		0- 0		0- 2				NEUTRAL				1- 2				0- 0				1- 0			
5- 6		0- 0		0- 0				CONFERENCE				0- 1				1- 3				4- 2			
2- 2		0- 0		0- 0				HOME				0- 0				1- 2				1- 0			
3- 4		0- 0		0- 0				AWAY				0- 1				0- 1				3- 2			
0- 0		0- 0		0- 0				NEUTRAL				0- 0				0- 0				0- 0			
RPI	S	Opponent		Score		RPI	S	Opponent		Score		RPI	S	Opponent		Score		RPI	S	Opponent		Score	
10	A	Purdue		0	3	33	N	Ball St.		1	3	71	A	Northeastern		2	3	103	H	Delaware		1	3
						37	A	Michigan St.		1	3	85	N	Xavier		0	3	105	A	James Madison		1	3
						47	N	Baylor		0	3	87	N	Sacred Heart		2	3	105	H	James Madison		0	3
												98	N	Col. of Charleston		3	1	110	A	Georgetown		0	3
																		127	H	George Washington		1	3
																		129	A	Maryland		0	3
																		136	H	Towson		3	1
																		164	A	Liberty		3	0
																		183	A	Hofstra		3	0
																		193	A	Georgia St.		0	3
																		219	A	William & Mary		3	0
																		221	A	George Mason		1	3
																		221	H	George Mason		3	2
																		236	A	UNC Wilmington		3	1
																		267	H	Cornell		3	1
																		299	N	Quinnipiac		3	0
																		303	H	Howard		3	0
																		324	H	N.C. A&T		3	0
LAST 10 GAMES																							
71 A Northeastern						2	3	136 H Towson						3	1								
183 A Hofstra						3	0	164 A Liberty						3	0								
221 H George Mason						3	2	219 A William & Mary						3	0								
105 H James Madison						0	3	236 A UNC Wilmington						3	1								
103 H Delaware						1	3	193 A Georgia St.						0	3								

Average RPI Win: 235		WON-LOST	WINNING	LAST 10	STRENGTH OF		OPP. STRENGTH	TEAM	ADJ	CONF.	ADJ CONF.
Average RPI Loss: 127		RECORD	PCT. RANK	GAMES	SCHEDULE		OF SCHEDULE	RPI	RPI	RPI	RPI
DIV. I ONLY		12- 13	.48	170	7- 3		125	213	167	.48441	170
DIV. I NON-CONF.		5- 10	.33333	242	0- 0		86	176	188	.47114	191
TOTALS		RPI 1-25	RPI 26-50		W-L RECORDS		RPI 51-100		RPI 101-150		RPI 150+
12- 13	0- 0	0- 0		OVERALL		0- 5		0- 3		12- 5	
6- 7	0- 0	0- 0		HOME		0- 3		0- 1		6- 3	
4- 3	0- 0	0- 0		AWAY		0- 1		0- 1		4- 1	
2- 3	0- 0	0- 0		NEUTRAL		0- 1		0- 1		2- 1	
5- 10	0- 0	0- 0		NON-CONFERENCE		0- 4		0- 2		5- 4	
3- 4	0- 0	0- 0		HOME		0- 2		0- 0		3- 2	
0- 3	0- 0	0- 0		AWAY		0- 1		0- 1		0- 1	
2- 3	0- 0	0- 0		NEUTRAL		0- 1		0- 1		2- 1	
7- 3	0- 0	0- 0		CONFERENCE		0- 1		0- 1		7- 1	
3- 3	0- 0	0- 0		HOME		0- 1		0- 1		3- 1	
4- 0	0- 0	0- 0		AWAY		0- 0		0- 0		4- 0	
0- 0	0- 0	0- 0		NEUTRAL		0- 0		0- 0		0- 0	
RPI S	Opponent	Score	RPI S	Opponent	Score	RPI S	Opponent	Score	RPI S	Opponent	Score
						67 H	Oral Roberts	0 3	117 N	North Carolina St.	0 3
						69 H	UAB	0 3	118 A	Georgia	0 3
						74 A	Appalachian St.	0 3	139 H	Belmont	1 3
						82 H	Lipscomb	0 3	152 H	Troy	2 3
						84 N	Texas St.	0 3	159 H	Winthrop	3 2
									174 H	Fla. Gulf Coast	3 0
									175 A	North Texas	0 3
									178 N	Charlotte	2 3
									193 H	Georgia St.	2 3
									208 A	East Tenn. St.	3 0
									208 H	East Tenn. St.	2 3
									211 H	Eastern Ky.	3 2
									219 N	William & Mary	3 1
									225 A	North Florida	3 1
									234 A	Jacksonville	3 1
									246 N	Jackson St.	3 0
									275 H	Chattanooga	3 1
									287 A	S.C. Upstate	3 1
									287 H	S.C. Upstate	3 1
									290 H	Stetson	3 0
LAST 10 GAMES											
						287 H	S.C. Upstate	3 1	290 H	Stetson	3 0
						208 H	East Tenn. St.	2 3	234 A	Jacksonville	3 1
						208 A	East Tenn. St.	3 0	225 A	North Florida	3 1
						287 A	S.C. Upstate	3 1	82 H	Lipscomb	0 3
						174 H	Fla. Gulf Coast	3 0	139 H	Belmont	1 3

Non-Div. I Games:

Kennesaw St.

Average RPI Win:		226	WON-LOST RECORD		WINNING PCT. RANK		LAST 10 GAMES		STRENGTH OF SCHEDULE		OPP. STRENGTH OF SCHEDULE		TEAM RPI		ADJ RPI		CONF. RPI		ADJ CONF. RPI	
Average RPI Loss:		99																		
DIV. I ONLY			13- 14		.48148 167		2- 8		147		152		162		.48381 171		8		9	
DIV. I NON-CONF.			10- 5		.66667 81		0- 1		151		228		113		.53314 118		8		8	
TOTALS		RPI 1-25		RPI 26-50		W-L RECORDS		RPI 51-100		RPI 101-150		RPI 150+								
13- 14		0- 2		1- 3		OVERALL		0- 4		1- 0		11- 5								
4- 5		0- 0		1- 2		HOME		0- 2		0- 0		3- 1								
4- 8		0- 2		0- 0		AWAY		0- 2		1- 0		3- 4								
5- 1		0- 0		0- 1		NEUTRAL		0- 0		0- 0		5- 0								
10- 5		0- 1		0- 2		NON-CONFERENCE		0- 1		1- 0		9- 1								
2- 2		0- 0		0- 1		HOME		0- 1		0- 0		2- 0								
3- 2		0- 1		0- 0		AWAY		0- 0		1- 0		2- 1								
5- 1		0- 0		0- 1		NEUTRAL		0- 0		0- 0		5- 0								
3- 9		0- 1		1- 1		CONFERENCE		0- 3		0- 0		2- 4								
2- 3		0- 0		1- 1		HOME		0- 1		0- 0		1- 1								
1- 6		0- 1		0- 0		AWAY		0- 2		0- 0		1- 3								
0- 0		0- 0		0- 0		NEUTRAL		0- 0		0- 0		0- 0								
RPI	S	Opponent		Score		RPI	S	Opponent		Score		RPI	S	Opponent		Score				
5	A	UNI		0 3		33	N	Ball St.		2 3		55	A	Creighton		0 3				
24	A	Cincinnati		2 3		39	H	Arizona		1 3		55	H	Creighton		0 3				
						40	H	Missouri St.		1 3		82	H	Lipscomb		1 3				
						44	H	Wichita St.		3 2		100	A	Illinois St.		1 3				

Non-Div. I Games:

Evansville

Average RPI Win: 217		WON-LOST RECORD	WINNING PCT. RANK	LAST 10 GAMES	STRENGTH OF SCHEDULE	OPP. STRENGTH OF SCHEDULE	TEAM RPI	ADJ RPI	CONF. RPI	ADJ CONF. RPI	
Average RPI Loss: 104											
DIV. I ONLY		10- 15	.4 219	5- 5	104	135	178	.4832 172	15	15	
DIV. I NON-CONF.		3- 9	.25 269	0- 0	75	70	197	.46734 195	16	16	
<hr/>											
TOTALS		RPI 1-25	RPI 26-50		W-L RECORDS		RPI 51-100		RPI 101-150		RPI 150+
10- 15		0- 1	1- 3		OVERALL		0- 5		0- 1		9- 5
5- 8		0- 1	1- 1		HOME		0- 3		0- 0		4- 3
4- 6		0- 0	0- 2		AWAY		0- 1		0- 1		4- 2
1- 1		0- 0	0- 0		NEUTRAL		0- 1		0- 0		1- 0
3- 9		0- 1	1- 1		NON-CONFERENCE		0- 3		0- 1		2- 3
2- 7		0- 1	1- 1		HOME		0- 2		0- 0		1- 3
0- 1		0- 0	0- 0		AWAY		0- 0		0- 1		0- 0
1- 1		0- 0	0- 0		NEUTRAL		0- 1		0- 0		1- 0
7- 6		0- 0	0- 2		CONFERENCE		0- 2		0- 0		7- 2
3- 1		0- 0	0- 0		HOME		0- 1		0- 0		3- 0
4- 5		0- 0	0- 2		AWAY		0- 1		0- 0		4- 2
0- 0		0- 0	0- 0		NEUTRAL		0- 0		0- 0		0- 0
RPI S	Opponent	Score		RPI S	Opponent	Score		RPI S	Opponent	Score	
10 H	Purdue	1	3	26 A	Western Ky.	0	3	68 N	Milwaukee	2	3
				32 H	Missouri	0	3	70 H	UC Davis	2	3
				35 H	Colorado St.	3	1	75 H	FIU	1	3
				48 A	Middle Tenn.	0	3	83 H	UTSA	1	3
								93 A	Arkansas St.	1	3
								131 A	Arizona St.	0	3
								152 A	Troy	1	3
								153 H	Northern Colo.	0	3
								175 A	North Texas	1	3
								180 H	Drake	2	3
								181 N	San Jose St.	3	1
								213 A	UALR	3	0
								237 H	Air Force	3	2
								241 A	South Ala.	3	1
								243 A	La.-Lafayette	3	0
								243 H	La.-Lafayette	3	0
								252 A	La.-Monroe	3	2
								252 H	La.-Monroe	3	0
								262 H	Bryant	2	3
								270 H	Fla. Atlantic	3	0
LAST 10 GAMES											
				48 A	Middle Tenn.	0	3	243 H	La.-Lafayette	3	0
				26 A	Western Ky.	0	3	175 A	North Texas	1	3
				241 A	South Ala.	3	1	213 A	UALR	3	0
				152 A	Troy	1	3	93 A	Arkansas St.	1	3
				252 H	La.-Monroe	3	0	252 A	La.-Monroe	3	2

Non-Div. I Games:

Denver

Average RPI Win:		220	WON-LOST RECORD		WINNING PCT. RANK		LAST 10 GAMES		STRENGTH OF SCHEDULE		OPP. STRENGTH OF SCHEDULE		TEAM RPI		ADJ RPI		CONF. RPI		ADJ CONF. RPI	
DIV. I ONLY			12- 13		.48 170		5- 5		192		106		180		.48294 173		11		11	
DIV. I NON-CONF.			6- 6		.5 164		0- 0		207		114		181		.48375 177		9		9	
TOTALS		RPI 1-25		RPI 26-50		W-L RECORDS		RPI 51-100		RPI 101-150		RPI 150+								
12- 13		0- 3		0- 2		OVERALL		1- 3		1- 3		10- 2								
7- 1		0- 0		0- 0		HOME		1- 1		0- 0		6- 0								
2- 10		0- 3		0- 2		AWAY		0- 2		1- 1		1- 2								
3- 2		0- 0		0- 0		NEUTRAL		0- 0		0- 2		3- 0								
6- 6		0- 1		0- 1		NON-CONFERENCE		0- 1		0- 3		6- 0								
3- 0		0- 0		0- 0		HOME		0- 0		0- 0		3- 0								
0- 4		0- 1		0- 1		AWAY		0- 1		0- 1		0- 0								
3- 2		0- 0		0- 0		NEUTRAL		0- 0		0- 2		3- 0								
6- 7		0- 2		0- 1		CONFERENCE		1- 2		1- 0		4- 2								
4- 1		0- 0		0- 0		HOME		1- 1		0- 0		3- 0								
2- 6		0- 2		0- 1		AWAY		0- 1		1- 0		1- 2								
0- 0		0- 0		0- 0		NEUTRAL		0- 0		0- 0		0- 0								
RPI	S	Opponent		Score		RPI	S	Opponent		Score		RPI	S	Opponent		Score				
3	A	Iowa St.		0	3	36	A	Marquette		0	3	57	A	Rice		2	3			
22	A	Tulsa		0	3	43	A	Houston		2	3	68	A	Milwaukee		1	3			
22	A	Tulsa		0	3							69	H	UAB		1	3			
												81	H	UCF		3	2			
												104	A	UTEP		3	0			
												119	A	Houston Baptist		1	3			
												125	N	Iowa		1	3			
												131	N	Arizona St.		1	3			
												151	H	Memphis		3	0			
												195	A	Marshall		1	3			
												195	H	Marshall		3	0			
												210	N	Akron		3	2			
												218	A	Tulane		0	3			
												240	H	Northwestern St.		3	1			
												246	H	Jackson St.		3	0			
												264	N	Louisiana Tech		3	0			
												275	H	Chattanooga		3	0			
												282	A	East Carolina		3	0			
												282	H	East Carolina		3	0			
												311	N	Southeastern La.		3	0			
LAST 10 GAMES																				
282 A East Carolina						3	0	195 H Marshall						3	0					
195 A Marshall						1	3	282 H East Carolina						3	0					
81 H UCF						3	2	22 A Tulsa						0	3					
104 A UTEP						3	0	22 A Tulsa						0	3					
218 A Tulane						0	3	69 H UAB						1	3					

Non-Div. I Games:

Southern Miss.

Average RPI Win:		234	WON-LOST RECORD		WINNING PCT. RANK		LAST 10 GAMES		STRENGTH OF SCHEDULE		OPP. STRENGTH OF SCHEDULE		TEAM RPI		ADJ RPI		CONF. RPI		ADJ CONF. RPI	
Average RPI Loss:		138																		
DIV. I ONLY			13- 10		.56522 129		7- 3		196		207		161		.4829 174		23		24	
DIV. I NON-CONF.			6- 7		.46154 188		1- 0		155		157		174		.47944 182		24		23	
TOTALS		RPI 1-25		RPI 26-50		W-L RECORDS		RPI 51-100		RPI 101-150		RPI 150+								
13- 10		0- 2		0- 0		OVERALL		0- 3		1- 0		12- 5								
6- 3		0- 1		0- 0		HOME		0- 2		0- 0		6- 0								
3- 5		0- 1		0- 0		AWAY		0- 1		1- 0		2- 3								
4- 2		0- 0		0- 0		NEUTRAL		0- 0		0- 0		4- 2								
6- 7		0- 2		0- 0		NON-CONFERENCE		0- 2		0- 0		6- 3								
1- 3		0- 1		0- 0		HOME		0- 2		0- 0		1- 0								
1- 2		0- 1		0- 0		AWAY		0- 0		0- 0		1- 1								
4- 2		0- 0		0- 0		NEUTRAL		0- 0		0- 0		4- 2								
7- 3		0- 0		0- 0		CONFERENCE		0- 1		1- 0		6- 2								
5- 0		0- 0		0- 0		HOME		0- 0		0- 0		5- 0								
2- 3		0- 0		0- 0		AWAY		0- 1		1- 0		1- 2								
0- 0		0- 0		0- 0		NEUTRAL		0- 0		0- 0		0- 0								
RPI S	Opponent		Score		RPI S	Opponent		Score		RPI S	Opponent		Score		RPI S	Opponent		Score		
12 H	Southern California		0 3							73 H	Furman		1 3		139 A	Belmont		3 2		
14 A	Penn St.		1 3							81 H	UCF		0 3		156 H	South Fla.		3 0		
										82 A	Lipscomb		1 3		170 A	Kennesaw St.		0 3		
															176 N	Long Island		3 1		
															177 A	Miami (OH)		2 3		
															188 N	Elon		2 3		
															208 H	East Tenn. St.		3 1		
															225 H	North Florida		3 0		
															234 H	Jacksonville		3 2		
															235 N	Rutgers		3 2		
															242 N	Campbell		3 1		
															258 A	Mercer		3 2		
															271 N	Radford		3 1		
															287 H	S.C. Upstate		3 1		
															290 A	Stetson		2 3		
															290 H	Stetson		3 1		
															294 N	Alabama A&M		1 3		
															317 A	N.C. Central		3 1		
LAST 10 GAMES																				
290 A Stetson					2 3					156 H South Fla.					3 0					
82 A Lipscomb					1 3					170 A Kennesaw St.					0 3					
139 A Belmont					3 2					258 A Mercer					3 2					
208 H East Tenn. St.					3 1					290 H Stetson					3 1					
287 H S.C. Upstate					3 1					225 H North Florida					3 0					

Non-Div. I Games:

Fla. Gulf Coast

Average RPI Win:		217	WON-LOST RECORD		WINNING PCT. RANK		LAST 10 GAMES		STRENGTH OF SCHEDULE		OPP. STRENGTH OF SCHEDULE		TEAM RPI		ADJ RPI		CONF. RPI		ADJ CONF. RPI	
DIV. I ONLY			14- 15		.48276 166		4- 6		137		172		163		.48232 175		15		15	
DIV. I NON-CONF.			9- 7		.5625 145		0- 1		105		166		123		.53153 120		16		16	
TOTALS		RPI 1-25		RPI 26-50		W-L RECORDS		RPI 51-100		RPI 101-150		RPI 150+								
14- 15		0- 2		0- 3		OVERALL		0- 4		1- 2		13- 4								
7- 7		0- 2		0- 0		HOME		0- 3		0- 1		7- 1								
4- 7		0- 0		0- 3		AWAY		0- 1		0- 0		4- 3								
3- 1		0- 0		0- 0		NEUTRAL		0- 0		1- 1		2- 0								
9- 7		0- 2		0- 1		NON-CONFERENCE		0- 2		1- 2		8- 0								
4- 5		0- 2		0- 0		HOME		0- 2		0- 1		4- 0								
2- 1		0- 0		0- 1		AWAY		0- 0		0- 0		2- 0								
3- 1		0- 0		0- 0		NEUTRAL		0- 0		1- 1		2- 0								
5- 8		0- 0		0- 2		CONFERENCE		0- 2		0- 0		5- 4								
3- 2		0- 0		0- 0		HOME		0- 1		0- 0		3- 1								
2- 6		0- 0		0- 2		AWAY		0- 1		0- 0		2- 3								
0- 0		0- 0		0- 0		NEUTRAL		0- 0		0- 0		0- 0								
RPI	S	Opponent		Score		RPI	S	Opponent		Score		RPI	S	Opponent		Score				
23	H	Oklahoma		0	3	26	A	Western Ky.		0	3	75	H	FIU		1	3			
24	H	Cincinnati		0	3	47	A	Baylor		0	3	84	H	Texas St.		0	3			
						48	A	Middle Tenn.		0	3	89	H	Texas Tech		1	3			
												93	A	Arkansas St.		0	3			
														Houston Baptist		1	3			
														Towson		3	1			
														Sam Houston St.		1	3			
														Troy		3	1			
														Stephen F. Austin		3	0			
														Kennesaw St.		3	0			
														Denver		3	1			
														Texas-Arlington		3	0			
														A&M-Corpus Christi		3	2			
														UALR		0	3			
														South Ala.		3	0			
														La.-Lafayette		1	3			
														La.-Lafayette		2	3			
														Lamar		3	1			
														Jackson St.		3	0			
														La.-Monroe		2	3			
														La.-Monroe		3	2			
														Tex.-Pan American		3	0			
														Fla. Atlantic		3	2			
														Texas Southern		3	0			
LAST 10 GAMES																				
26 A Western Ky.						0	3	252 H La.-Monroe						3	2					
48 A Middle Tenn.						0	3	47 A Baylor						0	3					
152 A Troy						3	1	172 H Denver						3	1					
241 A South Ala.						3	0	93 A Arkansas St.						0	3					
243 H La.-Lafayette						2	3	213 A UALR						0	3					

Non-Div. I Games:

North Texas

Average RPI Win:		249	WON-LOST RECORD		WINNING PCT. RANK		LAST 10 GAMES		STRENGTH OF SCHEDULE		OPP. STRENGTH OF SCHEDULE		TEAM RPI		ADJ RPI		CONF. RPI		ADJ CONF. RPI	
DIV. I ONLY			17- 11		.60714 113		9- 1		238		218		169		.4823 176		29		29	
DIV. I NON-CONF.			6- 10		.375 229		1- 1		145		102		196		.46574 197		29		29	
TOTALS		RPI 1-25		RPI 26-50		W-L RECORDS		RPI 51-100		RPI 101-150		RPI 150+								
17- 11		0- 2		0- 1		OVERALL		1- 2		0- 3		16- 3								
8- 3		0- 0		0- 0		HOME		1- 0		0- 1		7- 2								
7- 4		0- 1		0- 0		AWAY		0- 1		0- 2		7- 0								
2- 4		0- 1		0- 1		NEUTRAL		0- 1		0- 0		2- 1								
6- 10		0- 2		0- 1		NON-CONFERENCE		0- 2		0- 3		6- 2								
4- 2		0- 0		0- 0		HOME		0- 0		0- 1		4- 1								
0- 4		0- 1		0- 0		AWAY		0- 1		0- 2		0- 0								
2- 4		0- 1		0- 1		NEUTRAL		0- 1		0- 0		2- 1								
11- 1		0- 0		0- 0		CONFERENCE		1- 0		0- 0		10- 1								
4- 1		0- 0		0- 0		HOME		1- 0		0- 0		3- 1								
7- 0		0- 0		0- 0		AWAY		0- 0		0- 0		7- 0								
0- 0		0- 0		0- 0		NEUTRAL		0- 0		0- 0		0- 0								
RPI	S	Opponent		Score		RPI	S	Opponent		Score		RPI	S	Opponent		Score				
14	A	Penn St.		0	3	27	N	California		0	3	87	H	Sacred Heart		3	2			
21	N	San Diego		0	3							88	A	Seton Hall		0	3			
												91	N	Cal Poly		0	3			
														112 H Syracuse		1	3			
														142 A Fresno St.		0	3			
														146 A Virginia		0	3			
														174 N Fla. Gulf Coast		1	3			
														183 H Hofstra		3	0			
														191 H Lehigh		3	1			
														196 A Central Conn. St.		3	1			
														214 A Robert Morris		3	2			
														214 H Robert Morris		1	3			
														223 H St. John's (NY)		3	2			
														229 H Stony Brook		0	3			
														235 N Rutgers		3	0			
														244 A Fairleigh Dickinson		3	0			
														249 H Temple		3	1			
														262 A Bryant		3	0			
														282 N East Carolina		3	1			
														299 A Quinnipiac		3	0			
														299 H Quinnipiac		3	0			
														308 A Saint Francis (PA)		3	2			
														308 H Saint Francis (PA)		3	0			
														323 A St. Francis (NY)		3	0			
														323 H St. Francis (NY)		3	0			
						LAST 10 GAMES														
														262 A Bryant		3	0			
														229 H Stony Brook		0	3			
														323 A St. Francis (NY)		3	0			
														183 H Hofstra		3	0			
														299 A Quinnipiac		3	0			

Non-Div. I Games:

Long Island

Average RPI Win:	252	WON-LOST	WINNING	LAST 10	STRENGTH OF	OPP. STRENGTH	TEAM	ADJ	CONF.	ADJ CONF.	
Average RPI Loss:	78	RECORD	PCT. RANK	GAMES	SCHEDULE	OF SCHEDULE	RPI	RPI	RPI	RPI	
DIV. I ONLY	12- 14	.46154	179	2- 8	180	132	184	.48162	177	7	7
DIV. I NON-CONF.	9- 5	.64286	93	0- 0	230	188	152	.50534	150	10	10
<hr/>											
TOTALS	RPI 1-25	RPI 26-50		W-L RECORDS	RPI 51-100		RPI 101-150		RPI 150+		
12- 14	0- 3	0- 2		OVERALL	0- 4		0- 4		12- 1		
5- 4	0- 0	0- 0		HOME	0- 2		0- 1		5- 1		
3- 7	0- 1	0- 2		AWAY	0- 1		0- 3		3- 0		
4- 3	0- 2	0- 0		NEUTRAL	0- 1		0- 0		4- 0		
<hr/>											
9- 5	0- 2	0- 1		NON-CONFERENCE	0- 1		0- 1		9- 0		
3- 0	0- 0	0- 0		HOME	0- 0		0- 0		3- 0		
2- 2	0- 0	0- 1		AWAY	0- 0		0- 1		2- 0		
4- 3	0- 2	0- 0		NEUTRAL	0- 1		0- 0		4- 0		
<hr/>											
3- 9	0- 1	0- 1		CONFERENCE	0- 3		0- 3		3- 1		
2- 4	0- 0	0- 0		HOME	0- 2		0- 1		2- 1		
1- 5	0- 1	0- 1		AWAY	0- 1		0- 2		1- 0		
0- 0	0- 0	0- 0		NEUTRAL	0- 0		0- 0		0- 0		
<hr/>											
RPI S	Opponent	Score	RPI S	Opponent	Score	RPI S	Opponent	Score	RPI S	Opponent	Score
14 N	Penn St.	0 3	29 A	North Carolina	0 3	52 A	Ohio	0 3	102 H	Central Mich.	1 3
20 A	Northern Ill.	0 3	33 A	Ball St.	1 3	52 H	Ohio	0 3	121 A	Bowling Green	2 3
22 N	Tulsa	0 3				64 H	Eastern Mich.	0 3	130 A	Toledo	2 3
						79 N	Saint Louis	2 3	141 A	Pittsburgh	0 3
									174 H	Fla. Gulf Coast	3 2
									205 H	Buffalo	3 1
									210 H	Akron	3 0
									226 A	Indiana St.	3 2
									230 A	Kent St.	3 0
									230 H	Kent St.	2 3
									238 N	New Hampshire	3 1
									257 A	Wright St.	3 1
									271 H	Radford	3 1
									284 N	Eastern Ill.	3 1
									294 H	Alabama A&M	3 0
									319 N	Chicago St.	3 0
									320 N	Coppin St.	3 0
<hr/>											
LAST 10 GAMES											
52 H Ohio						0	3	64 H	Eastern Mich.	0	3
230 H Kent St.						2	3	20 A	Northern Ill.	0	3
130 A Toledo						2	3	121 A	Bowling Green	2	3
33 A Ball St.						1	3	210 H	Akron	3	0
102 H Central Mich.						1	3	205 H	Buffalo	3	1

Non-Div. I Games:

Miami (OH)

Average RPI Win:	239	WON-LOST	WINNING	LAST 10	STRENGTH OF	OPP. STRENGTH	TEAM	ADJ	CONF.	ADJ CONF.	
Average RPI Loss:	106	RECORD	PCT. RANK	GAMES	SCHEDULE	OF SCHEDULE	RPI	RPI	RPI	RPI	
DIV. I ONLY	10- 13	.43478	201	4- 6	120	186	183	.48132	178	17	17
DIV. I NON-CONF.	6- 6	.5	164	0- 0	92	205	139	.51145	144	17	17
<hr/>											
TOTALS	RPI 1-25	RPI 26-50		W-L RECORDS	RPI 51-100		RPI 101-150		RPI 150+		
10- 13	0- 0	0- 3		OVERALL	1- 5		0- 3		9- 2		
5- 4	0- 0	0- 1		HOME	0- 2		0- 0		5- 1		
3- 5	0- 0	0- 1		AWAY	1- 2		0- 2		2- 0		
2- 4	0- 0	0- 1		NEUTRAL	0- 1		0- 1		2- 1		
<hr/>											
6- 6	0- 0	0- 1		NON-CONFERENCE	1- 3		0- 1		5- 1		
3- 1	0- 0	0- 0		HOME	0- 1		0- 0		3- 0		
1- 1	0- 0	0- 0		AWAY	1- 1		0- 0		0- 0		
2- 4	0- 0	0- 1		NEUTRAL	0- 1		0- 1		2- 1		
<hr/>											
4- 7	0- 0	0- 2		CONFERENCE	0- 2		0- 2		4- 1		
2- 3	0- 0	0- 1		HOME	0- 1		0- 0		2- 1		
2- 4	0- 0	0- 1		AWAY	0- 1		0- 2		2- 0		
0- 0	0- 0	0- 0		NEUTRAL	0- 0		0- 0		0- 0		
<hr/>											
RPI S	Opponent	Score	RPI S	Opponent	Score	RPI S	Opponent	Score	RPI S	Opponent	Score
			34 A	Dayton	0 3	73 H	Furman	0 3	107 A	Duquesne	2 3
			34 H	Dayton	0 3	74 A	Appalachian St.	3 2	117 N	North Carolina St.	0 3
			45 N	Duke	0 3	79 A	Saint Louis	1 3	127 A	George Washington	1 3
						82 A	Lipscomb	0 3	159 H	Winthrop	3 2
						85 H	Xavier	0 3	170 N	Kennesaw St.	3 2
						93 N	Arkansas St.	2 3	206 H	Rhode Island	1 3
									242 H	Campbell	3 1
									249 A	Temple	3 1
									279 H	Fordham	3 1
									295 N	High Point	0 3
									297 H	Morgan St.	3 0
									298 N	Tennessee Tech	3 2
									310 A	La Salle	3 0
									310 H	La Salle	3 0
<hr/>											
LAST 10 GAMES											
			310 H	La Salle	3 0	206 H	Rhode Island	1 3			
			34 A	Dayton	0 3	34 H	Dayton	0 3			
			249 A	Temple	3 1	85 H	Xavier	0 3			
			310 A	La Salle	3 0	127 A	George Washington	1 3			
			279 H	Fordham	3 1	107 A	Duquesne	2 3			

Non-Div. I Games:

Charlotte

Average RPI Win: 244		WON-LOST	WINNING	LAST 10	STRENGTH OF		OPP. STRENGTH	TEAM	ADJ	CONF.	ADJ CONF.
Average RPI Loss: 157		RECORD	PCT. RANK	GAMES	SCHEDULE		OF SCHEDULE	RPI	RPI	RPI	RPI
DIV. I ONLY		11-9	.55	135	4-6		191	243	172	.48058	179
DIV. I NON-CONF.		7-3	.7	71	0-0		214	252	135	.51482	139
TOTALS		RPI 1-25	RPI 26-50		W-L RECORDS		RPI 51-100		RPI 101-150		RPI 150+
11-9	0-0	0-0		OVERALL		0-3		0-0		11-6	
6-4	0-0	0-0		HOME		0-1		0-0		6-3	
4-3	0-0	0-0		AWAY		0-1		0-0		4-2	
1-2	0-0	0-0		NEUTRAL		0-1		0-0		1-1	
7-3	0-0	0-0		NON-CONFERENCE		0-2		0-0		7-1	
4-1	0-0	0-0		HOME		0-1		0-0		4-0	
2-0	0-0	0-0		AWAY		0-0		0-0		2-0	
1-2	0-0	0-0		NEUTRAL		0-1		0-0		1-1	
4-6	0-0	0-0		CONFERENCE		0-1		0-0		4-5	
2-3	0-0	0-0		HOME		0-0		0-0		2-3	
2-3	0-0	0-0		AWAY		0-1		0-0		2-2	
0-0	0-0	0-0		NEUTRAL		0-0		0-0		0-0	
RPI S	Opponent	Score	RPI S	Opponent	Score	RPI S	Opponent	Score	RPI S	Opponent	Score
						71 H	Northeastern	1 3	158 H	Columbia	3 0
						90 A	Yale	0 3	166 A	Princeton	2 3
						98 N	Col. of Charleston	2 3	166 H	Princeton	1 3
									168 A	Dartmouth	1 3
									168 H	Dartmouth	2 3
									193 A	Georgia St.	3 2
									215 N	Md.-East. Shore	0 3
									217 A	Penn	3 2
									217 H	Penn	3 1
									238 H	New Hampshire	3 2
									259 A	Brown	3 1
									260 H	Jacksonville St.	3 0
									262 A	Bryant	3 1
									267 H	Cornell	1 3
									286 H	Holy Cross	3 0
									286 N	Holy Cross	3 0
									305 H	Navy	3 0
LAST 10 GAMES											
						166 H	Princeton	1 3	90 A	Yale	0 3
						217 H	Penn	3 1	259 A	Brown	3 1
						168 A	Dartmouth	1 3	217 A	Penn	3 2
						158 H	Columbia	3 0	166 A	Princeton	2 3
						267 H	Cornell	1 3	168 H	Dartmouth	2 3

Non-Div. I Games:

Harvard

Average RPI Win: 192		WON-LOST RECORD		WINNING PCT. RANK		LAST 10 GAMES		STRENGTH OF SCHEDULE		OPP. STRENGTH OF SCHEDULE		TEAM RPI		ADJ RPI		CONF. RPI		ADJ CONF. RPI	
DIV. I ONLY		9- 18		.33333 249		3- 7		75		117		179		.48025 180		8		9	
DIV. I NON-CONF.		4- 10		.28571 262		0- 1		54		101		177		.48371 178		8		8	
TOTALS		RPI 1-25		RPI 26-50		W-L RECORDS		RPI 51-100		RPI 101-150		RPI 150+							
9- 18		0- 1		0- 4		OVERALL		1- 8		0- 1		8- 4							
5- 4		0- 1		0- 0		HOME		1- 3		0- 0		4- 0							
3- 8		0- 0		0- 3		AWAY		0- 2		0- 0		3- 3							
1- 6		0- 0		0- 1		NEUTRAL		0- 3		0- 1		1- 1							
4- 10		0- 0		0- 2		NON-CONFERENCE		1- 5		0- 1		3- 2							
1- 2		0- 0		0- 0		HOME		1- 2		0- 0		0- 0							
2- 2		0- 0		0- 1		AWAY		0- 0		0- 0		2- 1							
1- 6		0- 0		0- 1		NEUTRAL		0- 3		0- 1		1- 1							
5- 8		0- 1		0- 2		CONFERENCE		0- 3		0- 0		5- 2							
4- 2		0- 1		0- 0		HOME		0- 1		0- 0		4- 0							
1- 6		0- 0		0- 2		AWAY		0- 2		0- 0		1- 2							
0- 0		0- 0		0- 0		NEUTRAL		0- 0		0- 0		0- 0							
RPI	S	Opponent		Score		RPI	S	Opponent		Score		RPI	S	Opponent		Score			
5	H	UNI		1 <div>3</div>		31	A	Kansas St.		2 <div>3</div>		55	A	Creighton		0 <div>3</div>			
						32	N	Missouri		1 <div>3</div>		61	H	IPFW		3 <div>2</div>			
						40	A	Missouri St.		0 <div>3</div>		68	H	Milwaukee		1 <div>3</div>			
						44	A	Wichita St.		0 <div>3</div>		69	N	UAB		0 <div>3</div>			
												70	N	UC Davis		0 <div>3</div>			
												83	N	UTSA		0 <div>3</div>			
												97	H	Wyoming		0 <div>3</div>			
												100	A	Illinois St.		0 <div>3</div>			
												100	H	Illinois St.		0 <div>3</div>			

Non-Div. I Games:

Drake

Average RPI Win: 197		WON-LOST RECORD		WINNING PCT. RANK		LAST 10 GAMES		STRENGTH OF SCHEDULE		OPP. STRENGTH OF SCHEDULE		TEAM RPI		ADJ RPI		CONF. RPI		ADJ CONF. RPI			
DIV. I ONLY		10- 15		.4 219		5- 5		130		123		185		.47992 181		13		13			
DIV. I NON-CONF.		5- 8		.38462 226		0- 1		135		129		190		.47927 183		13		13			
TOTALS		RPI 1-25		RPI 26-50		W-L RECORDS		RPI 51-100		RPI 101-150		RPI 150+									
10- 15		0- 2		0- 0		OVERALL		1- 4		3- 8		6- 1									
3- 5		0- 1		0- 0		HOME		0- 2		2- 2		1- 0									
4- 6		0- 1		0- 0		AWAY		1- 1		1- 4		2- 0									
3- 4		0- 0		0- 0		NEUTRAL		0- 1		0- 2		3- 1									
5- 8		0- 0		0- 0		NON-CONFERENCE		1- 3		1- 4		3- 1									
0- 3		0- 0		0- 0		HOME		0- 2		0- 1		0- 0									
2- 1		0- 0		0- 0		AWAY		1- 0		1- 1		0- 0									
3- 4		0- 0		0- 0		NEUTRAL		0- 1		0- 2		3- 1									
5- 7		0- 2		0- 0		CONFERENCE		0- 1		2- 4		3- 0									
3- 2		0- 1		0- 0		HOME		0- 0		2- 1		1- 0									
2- 5		0- 1		0- 0		AWAY		0- 1		0- 3		2- 0									
0- 0		0- 0		0- 0		NEUTRAL		0- 0		0- 0		0- 0									
RPI	S	Opponent		Score		RPI	S	Opponent		Score		RPI	S	Opponent		Score					
8	A	Hawaii		0 3								101	N	New Mexico		1 3					
8	H	Hawaii		0 3								65	H	North Dakota		0 3					
												66	A	New Mexico St.		0 3					
												68	N	Milwaukee		1 3					
												77	A	Pacific		3 1					
														132 N Loyola Marymount		1 3					
														138 A Northern Ariz.		0 3					
														142 A Fresno St.		1 3					
														142 H Fresno St.		2 3					
														144 H Sacramento St.		1 3					
														149 A Utah St.		0 3					
														149 H Utah St.		3 1					
														172 N Denver		1 3					
														190 N UC Riverside		3 1					
														247 A Nevada		3 0					
														247 H Nevada		3 0					
														264 A Louisiana Tech		3 0					
														269 N CSU Bakersfield		3 0					
														285 N Hampton		3 0					
LAST 10 GAMES																					
142 A Fresno St.						1 3		66 A New Mexico St.						0 3							
247 A Nevada						3 0		264 A Louisiana Tech						3 0							
8 H Hawaii						0 3		8 A Hawaii						0 3							
115 H Idaho						3 2		144 H Sacramento St.						1 3							
149 H Utah St.						3 1		247 H Nevada						3 0							

Non-Div. I Games:

San Jose St.

Average RPI Win:		176	WON-LOST RECORD		WINNING PCT. RANK		LAST 10 GAMES		STRENGTH OF SCHEDULE		OPP. STRENGTH OF SCHEDULE		TEAM RPI		ADJ RPI		CONF. RPI		ADJ CONF. RPI				
DIV. I ONLY			11- 14		.44 194		3- 6		145		118		175		.47899 182		14		14				
DIV. I NON-CONF.			5- 6		.45455 193		1- 0		136		60		154		.49755 160		14		14				
TOTALS		RPI 1-25		RPI 26-50		W-L RECORDS		RPI 51-100		RPI 101-150		RPI 150+											
11- 14		0- 1		0- 2		OVERALL		1- 4		3- 3		7- 4											
4- 4		0- 0		0- 1		HOME		0- 1		1- 1		3- 1											
4- 6		0- 0		0- 0		AWAY		1- 3		0- 2		3- 1											
3- 4		0- 1		0- 1		NEUTRAL		0- 0		2- 0		1- 2											
5- 6		0- 1		0- 1		NON-CONFERENCE		0- 2		2- 0		3- 2											
1- 0		0- 0		0- 0		HOME		0- 0		0- 0		1- 0											
1- 2		0- 0		0- 0		AWAY		0- 2		0- 0		1- 0											
3- 4		0- 1		0- 1		NEUTRAL		0- 0		2- 0		1- 2											
6- 8		0- 0		0- 1		CONFERENCE		1- 2		1- 3		4- 2											
3- 4		0- 0		0- 1		HOME		0- 1		1- 1		2- 1											
3- 4		0- 0		0- 0		AWAY		1- 1		0- 2		2- 1											
0- 0		0- 0		0- 0		NEUTRAL		0- 0		0- 0		0- 0											
RPI	S	Opponent		Score		RPI	S	Opponent		Score		RPI	S	Opponent		Score							
20	N	Northern Ill.		0 3		36	N	Marquette		1 3		55	A	Creighton		1 3							
						46	H	North Dakota St.		0 3		61	A	IPFW		0 3							
												67	A	Oral Roberts		3 2							
												67	H	Oral Roberts		2 3							
												97	A	Wyoming		0 3							
												106	N	Oregon St.		3 2							
												115	N	Idaho		3 1							
												124	A	IUPUI		2 3							
												124	H	IUPUI		1 3							
												137	A	Oakland		1 3							
												147	H	South Dakota St.		3 1							
												157	N	Cal St. Fullerton		3 2							
												180	H	Drake		3 2							
												198	N	Gonzaga		1 3							
												212	A	Montana		3 0							
												227	A	UMKC		2 3							
												227	H	UMKC		3 0							
												228	A	Southern Utah		3 2							
												228	H	Southern Utah		2 3							
												250	A	Western Ill.		3 2							
												250	H	Western Ill.		3 1							
												253	N	DePaul		2 3							
LAST 10 GAMES																							
124 A IUPUI						2 3						228 H Southern Utah						2 3					
250 A Western Ill.						3 2						137 A Oakland						1 3					
227 A UMKC						2 3						61 A IPFW						0 3					
180 H Drake						3 2						147 H South Dakota St.						3 1					
67 H Oral Roberts						2 3						250 H Western Ill.						3 1					

Non-Div. I Games:	Neb. Omaha	3	0	Neb. Omaha	3	0
-------------------	------------	---	---	------------	---	---

South Dakota

Average RPI Win:	216	WON-LOST	WINNING	LAST 10	STRENGTH OF	OPP. STRENGTH	TEAM	ADJ	CONF.	ADJ CONF.				
Average RPI Loss:	127	RECORD	PCT. RANK	GAMES	SCHEDULE	OF SCHEDULE	RPI	RPI	RPI	RPI				
DIV. I ONLY	13- 14	.48148	167	3- 7	149	184	170	.47821	183	16	16			
DIV. I NON-CONF.	9- 8	.52941	160	0- 1	181	203	170	.48595	174	15	15			
<hr/>														
TOTALS	RPI 1-25	RPI 26-50		W-L RECORDS	RPI 51-100		RPI 101-150		RPI 150+					
13- 14	0- 0	0- 2		OVERALL	1- 4		1- 3		11- 5					
9- 4	0- 0	0- 0		HOME	1- 0		1- 1		7- 3					
2- 7	0- 0	0- 1		AWAY	0- 3		0- 1		2- 2					
2- 3	0- 0	0- 1		NEUTRAL	0- 1		0- 1		2- 0					
<hr/>														
9- 8	0- 0	0- 2		NON-CONFERENCE	0- 3		0- 1		9- 2					
6- 0	0- 0	0- 0		HOME	0- 0		0- 0		6- 0					
1- 5	0- 0	0- 1		AWAY	0- 2		0- 0		1- 2					
2- 3	0- 0	0- 1		NEUTRAL	0- 1		0- 1		2- 0					
<hr/>														
4- 6	0- 0	0- 0		CONFERENCE	1- 1		1- 2		2- 3					
3- 4	0- 0	0- 0		HOME	1- 0		1- 1		1- 3					
1- 2	0- 0	0- 0		AWAY	0- 1		0- 1		1- 0					
0- 0	0- 0	0- 0		NEUTRAL	0- 0		0- 0		0- 0					
<hr/>														
RPI S	Opponent	Score	RPI S	Opponent	Score	RPI S	Opponent	Score	RPI S	Opponent	Score			
31	N	Kansas St.	1	3	70	A	UC Davis	1	3	103	H	Delaware	3	0
40	A	Missouri St.	0	3	71	A	Northeastern	0	3	105	A	James Madison	0	3
					71	H	Northeastern	3	2	136	H	Towson	1	3
					88	A	Seton Hall	0	3	147	N	South Dakota St.	0	3
					93	N	Arkansas St.	2	3	166	H	Princeton	3	1
										169	H	VCU	0	3
										176	A	Long Island	0	3
										193	H	Georgia St.	1	3
										194	H	Fairfield	3	0
										216	A	NJIT	2	3
										219	H	William & Mary	3	0
										221	A	George Mason	3	0
										235	H	Rutgers	3	1
										236	H	UNC Wilmington	2	3
										237	N	Air Force	3	0
										239	H	Manhattan	3	0
										256	A	Siena	3	1
										271	H	Radford	3	2
										272	N	Seattle	3	1
										323	H	St. Francis (NY)	3	0
<hr/>														
LAST 10 GAMES														
219 H William & Mary					3	0	236 H UNC Wilmington					2	3	
169 H VCU					0	3	193 H Georgia St.					1	3	
71 A Northeastern					0	3	176 A Long Island					0	3	
221 A George Mason					3	0	103 H Delaware					3	0	
105 A James Madison					0	3	136 H Towson					1	3	

Non-Div. I Games:

Hofstra

Average RPI Win:	179	WON-LOST	WINNING	LAST 10	STRENGTH OF	OPP. STRENGTH	TEAM	ADJ	CONF.	ADJ CONF.	
Average RPI Loss:	165	RECORD	PCT. RANK	GAMES	SCHEDULE	OF SCHEDULE	RPI	RPI	RPI	RPI	
DIV. I ONLY	12- 11	.52174	153	5- 5	169	194	164	.47691	184	21	22
DIV. I NON-CONF.	7- 5	.58333	131	2- 0	67	137	88	.55175	90	19	19
<hr/>											
TOTALS	RPI 1-25	RPI 26-50		W-L RECORDS	RPI 51-100		RPI 101-150		RPI 150+		
12- 11	0- 0	0- 2		OVERALL	2- 1		3- 2		7- 6		
4- 4	0- 0	0- 0		HOME	0- 0		1- 1		3- 3		
5- 3	0- 0	0- 1		AWAY	1- 0		2- 0		2- 2		
3- 4	0- 0	0- 1		NEUTRAL	1- 1		0- 1		2- 1		
<hr/>											
7- 5	0- 0	0- 2		NON-CONFERENCE	2- 1		2- 1		3- 1		
2- 0	0- 0	0- 0		HOME	0- 0		1- 0		1- 0		
2- 1	0- 0	0- 1		AWAY	1- 0		1- 0		0- 0		
3- 4	0- 0	0- 1		NEUTRAL	1- 1		0- 1		2- 1		
<hr/>											
5- 6	0- 0	0- 0		CONFERENCE	0- 0		1- 1		4- 5		
2- 4	0- 0	0- 0		HOME	0- 0		0- 1		2- 3		
3- 2	0- 0	0- 0		AWAY	0- 0		1- 0		2- 2		
0- 0	0- 0	0- 0		NEUTRAL	0- 0		0- 0		0- 0		
<hr/>											
RPI S	Opponent	Score	RPI S	Opponent	Score	RPI S	Opponent	Score	RPI S	Opponent	Score
			32 A	Missouri	0 3	84 N	Texas St.	0 3	111 H	Utah Valley	3 0
			46 N	North Dakota St.	0 3	97 A	Wyoming	3 1	112 N	Syracuse	1 3
						100 N	Illinois St.	3 2	138 A	Northern Ariz.	3 1
									144 H	Sacramento St.	2 3
									149 A	Utah St.	3 2
									153 A	Northern Colo.	3 2
									193 N	Georgia St.	3 0
									197 A	Portland St.	3 1
									197 H	Portland St.	2 3
									204 A	Eastern Wash.	2 3
									204 H	Eastern Wash.	0 3
									212 H	Montana	3 1
									218 N	Tulane	0 3
									251 N	Binghamton	3 0
									269 H	CSU Bakersfield	3 0
									277 A	Weber St.	1 3
									277 H	Weber St.	3 1
									300 H	Montana St.	2 3
<hr/>											
LAST 10 GAMES											
			269 H	CSU Bakersfield	3 0	138 A	Northern Ariz.	3 1			
			277 A	Weber St.	1 3	212 H	Montana	3 1			
			197 H	Portland St.	2 3	300 H	Montana St.	2 3			
			204 H	Eastern Wash.	0 3	144 H	Sacramento St.	2 3			
			153 A	Northern Colo.	3 2	111 H	Utah Valley	3 0			

Non-Div. I Games:

Idaho St.

Average RPI Win:	199	WON-LOST	WINNING	LAST 10	STRENGTH OF	OPP. STRENGTH	TEAM	ADJ	CONF.	ADJ CONF.					
Average RPI Loss:	73	RECORD	PCT. RANK	GAMES	SCHEDULE	OF SCHEDULE	RPI	RPI	RPI	RPI					
DIV. I ONLY		5- 17	.22727	288	1- 9	71	71	197	.47567	185	5	5			
DIV. I NON-CONF.		3- 6	.33333	242	0- 0	84	148	184	.48508	175	5	5			
<hr/>															
TOTALS	RPI 1-25	RPI 26-50		W-L RECORDS		RPI 51-100		RPI 101-150		RPI 150+					
5- 17	0- 2	1- 2		OVERALL		0- 9		1- 4		3- 0					
5- 7	0- 0	1- 1		HOME		0- 3		1- 3		3- 0					
0- 8	0- 2	0- 1		AWAY		0- 4		0- 1		0- 0					
0- 2	0- 0	0- 0		NEUTRAL		0- 2		0- 0		0- 0					
<hr/>															
3- 6	0- 0	0- 1		NON-CONFERENCE		0- 4		0- 1		3- 0					
3- 2	0- 0	0- 0		HOME		0- 1		0- 1		3- 0					
0- 2	0- 0	0- 1		AWAY		0- 1		0- 0		0- 0					
0- 2	0- 0	0- 0		NEUTRAL		0- 2		0- 0		0- 0					
<hr/>															
2- 11	0- 2	1- 1		CONFERENCE		0- 5		1- 3		0- 0					
2- 5	0- 0	1- 1		HOME		0- 2		1- 2		0- 0					
0- 6	0- 2	0- 0		AWAY		0- 3		0- 1		0- 0					
0- 0	0- 0	0- 0		NEUTRAL		0- 0		0- 0		0- 0					
<hr/>															
RPI	S	Opponent	Score	RPI	S	Opponent	Score	RPI	S	Opponent	Score				
11	A	Florida St.	2 <div>3</div>	26	A	Western Ky.	0 <div>3</div>	56	H	Arkansas	0 <div>3</div>	110	H	Georgetown	0 <div>3</div>
25	A	Miami (FL)	0 <div>3</div>	29	H	North Carolina	1 <div>3</div>	60	A	Clemson	1 <div>3</div>	117	H	North Carolina St.	0 <div>3</div>
				45	H	Duke	3 1	60	H	Clemson	1 <div>3</div>	129	H	Maryland	3 0
								63	A	Virginia Tech	2 <div>3</div>	146	A	Virginia	1 <div>3</div>
								72	A	Georgia Tech	0 <div>3</div>	150	H	Boston College	0 <div>3</div>
								72	H	Georgia Tech	1 <div>3</div>	225	H	North Florida	3 0
								74	A	Appalachian St.	0 <div>3</div>	295	H	High Point	3 0
								85	N	Xavier	1 <div>3</div>	301	H	Charleston So.	3 1
								86	N	LSU	0 <div>3</div>				
<hr/>															
				LAST 10 GAMES											
				60 A Clemson				1 <div>3</div>	129 H Maryland				3 0		
				72 A Georgia Tech				0 <div>3</div>	146 A Virginia				1 <div>3</div>		
				29 H North Carolina				1 <div>3</div>	63 A Virginia Tech				2 <div>3</div>		
				117 H North Carolina St.				0 <div>3</div>	11 A Florida St.				2 <div>3</div>		
				150 H Boston College				0 <div>3</div>	25 A Miami (FL)				0 <div>3</div>		

Non-Div. I Games:

Wake Forest

Average RPI Win:		240	WON-LOST RECORD		WINNING PCT. RANK		LAST 10 GAMES		STRENGTH OF SCHEDULE		OPP. STRENGTH OF SCHEDULE		TEAM RPI		ADJ RPI		CONF. RPI		ADJ CONF. RPI	
Average RPI Loss:		106																		
DIV. I ONLY			12- 13		.48 170		7- 3		185		193		188		.47459 186		24		23	
DIV. I NON-CONF.			4- 8		.33333 242		0- 0		184		92		223		.44924 209		22		21	
TOTALS		RPI 1-25		RPI 26-50		W-L RECORDS		RPI 51-100		RPI 101-150		RPI 150+								
12- 13		0- 1		0- 1		OVERALL		0- 4		1- 4		11- 3								
9- 4		0- 0		0- 1		HOME		0- 1		0- 2		9- 0								
2- 5		0- 0		0- 0		AWAY		0- 2		1- 0		1- 3								
1- 4		0- 1		0- 0		NEUTRAL		0- 1		0- 2		1- 0								
4- 8		0- 1		0- 1		NON-CONFERENCE		0- 2		0- 3		4- 1								
3- 2		0- 0		0- 1		HOME		0- 0		0- 1		3- 0								
0- 2		0- 0		0- 0		AWAY		0- 1		0- 0		0- 1								
1- 4		0- 1		0- 0		NEUTRAL		0- 1		0- 2		1- 0								
8- 5		0- 0		0- 0		CONFERENCE		0- 2		1- 1		7- 2								
6- 2		0- 0		0- 0		HOME		0- 1		0- 1		6- 0								
2- 3		0- 0		0- 0		AWAY		0- 1		1- 0		1- 2								
0- 0		0- 0		0- 0		NEUTRAL		0- 0		0- 0		0- 0								
RPI S	Opponent		Score		RPI S	Opponent		Score		RPI S	Opponent		Score		RPI S	Opponent		Score		
18 N	Texas A&M		0 3		46 H	North Dakota St.		0 3		58 A	Notre Dame		1 3		102 H	Central Mich.		0 3		
										64 N	Eastern Mich.		2 3		115 N	Idaho		2 3		
										68 A	Milwaukee		0 3		126 N	Washington St.		1 3		
										68 H	Milwaukee		0 3		145 A	Cleveland St.		3 0		
															145 H	Cleveland St.		0 3		
															161 A	Valparaiso		1 3		
															161 H	Valparaiso		3 1		
															188 H	Elon		3 1		
															192 A	Portland		1 3		
															200 H	Green Bay		3 0		
															220 A	Ill.-Chicago		2 3		
															220 H	Ill.-Chicago		3 0		
															247 N	Nevada		3 0		
															255 H	Austin Peay		3 0		
															257 H	Wright St.		3 0		
															283 H	Loyola Chicago		3 1		
															302 A	Youngstown St.		3 1		
															302 H	Youngstown St.		3 0		
															319 H	Chicago St.		3 0		
LAST 10 GAMES																				
220 H Ill.-Chicago					3 0					200 H Green Bay					3 0					
161 H Valparaiso					3 1					283 H Loyola Chicago					3 1					
68 H Milwaukee					0 3					257 H Wright St.					3 0					
145 A Cleveland St.					3 0					161 A Valparaiso					1 3					
302 A Youngstown St.					3 1					220 A Ill.-Chicago					2 3					

Non-Div. I Games:

Butler

Average RPI Win:	260	WON-LOST	WINNING	LAST 10	STRENGTH OF	OPP. STRENGTH	TEAM	ADJ	CONF.	ADJ CONF.	
Average RPI Loss:	105	RECORD	PCT. RANK	GAMES	SCHEDULE	OF SCHEDULE	RPI	RPI	RPI	RPI	
DIV. I ONLY	11- 14	.44	194	6- 4	182	192	199	.47356	187	26	25
DIV. I NON-CONF.	4- 11	.26667	267	1- 2	139	97	219	.4511	207	27	27
<hr/>											
TOTALS	RPI 1-25	RPI 26-50		W-L RECORDS		RPI 51-100		RPI 101-150		RPI 150+	
11- 14	0- 0	0- 0		OVERALL		0- 7		1- 6		10- 1	
7- 5	0- 0	0- 0		HOME		0- 3		0- 1		7- 1	
2- 5	0- 0	0- 0		AWAY		0- 2		0- 3		2- 0	
2- 4	0- 0	0- 0		NEUTRAL		0- 2		1- 2		1- 0	
4- 11	0- 0	0- 0		NON-CONFERENCE		0- 6		1- 4		3- 1	
2- 3	0- 0	0- 0		HOME		0- 2		0- 0		2- 1	
0- 4	0- 0	0- 0		AWAY		0- 2		0- 2		0- 0	
2- 4	0- 0	0- 0		NEUTRAL		0- 2		1- 2		1- 0	
7- 3	0- 0	0- 0		CONFERENCE		0- 1		0- 2		7- 0	
5- 2	0- 0	0- 0		HOME		0- 1		0- 1		5- 0	
2- 1	0- 0	0- 0		AWAY		0- 0		0- 1		2- 0	
0- 0	0- 0	0- 0		NEUTRAL		0- 0		0- 0		0- 0	
RPI	S	Opponent	Score	RPI	S	Opponent	Score	RPI	S	Opponent	Score
						53 N TCU	1 3	107 N Duquesne		1 3	
						66 N New Mexico St.	1 3	112 A Syracuse		0 3	
						78 A Northwestern	0 3	114 A Villanova		0 3	
						88 H Seton Hall	1 3	116 N Utah		0 3	
						90 A Yale	0 3	128 A American		1 3	
						92 H Army	2 3	128 H American		1 3	
						94 H Albany (NY)	0 3	150 N Boston College		3 0	
								191 H Lehigh		3 0	
								205 H Buffalo		2 3	
								205 H Buffalo		3 1	
								267 H Cornell		3 1	
								276 A Bucknell		3 0	
								276 H Bucknell		3 1	
								286 H Holy Cross		3 1	
								291 N Loyola Maryland		3 0	
								304 H Lafayette		3 0	
								305 A Navy		3 1	
								305 H Navy		3 0	
LAST 10 GAMES											
						276 A Bucknell	3 0	286 H Holy Cross		3 1	
						305 H Navy	3 0	267 H Cornell		3 1	
						128 H American	1 3	276 H Bucknell		3 1	
						94 H Albany (NY)	0 3	112 A Syracuse		0 3	
						92 H Army	2 3	304 H Lafayette		3 0	

Non-Div. I Games:

Colgate

Average RPI Win: 243		WON-LOST RECORD	WINNING PCT. RANK	LAST 10 GAMES	STRENGTH OF SCHEDULE	OPP. STRENGTH OF SCHEDULE	TEAM RPI	ADJ RPI	CONF. RPI	ADJ CONF. RPI		
Average RPI Loss: 154												
DIV. I ONLY		16- 12	.57143	127	4- 6	209	260	177	.47062	188	18	18
DIV. I NON-CONF.		12- 4	.75	56	1- 0	282	295	156	.49414	163	20	22
<hr/>												
TOTALS		RPI 1-25		RPI 26-50		W-L RECORDS		RPI 51-100		RPI 101-150		RPI 150+
16- 12		0- 0		0- 0		OVERALL		1- 5		1- 1		14- 6
6- 2		0- 0		0- 0		HOME		1- 0		0- 1		5- 1
4- 9		0- 0		0- 0		AWAY		0- 5		0- 0		4- 4
6- 1		0- 0		0- 0		NEUTRAL		0- 0		1- 0		5- 1
12- 4		0- 0		0- 0		NON-CONFERENCE		0- 1		1- 0		11- 3
3- 1		0- 0		0- 0		HOME		0- 0		0- 0		3- 1
3- 2		0- 0		0- 0		AWAY		0- 1		0- 0		3- 1
6- 1		0- 0		0- 0		NEUTRAL		0- 0		1- 0		5- 1
4- 8		0- 0		0- 0		CONFERENCE		1- 4		0- 1		3- 3
3- 1		0- 0		0- 0		HOME		1- 0		0- 1		2- 0
1- 7		0- 0		0- 0		AWAY		0- 4		0- 0		1- 3
0- 0		0- 0		0- 0		NEUTRAL		0- 0		0- 0		0- 0
RPI S	Opponent	Score	RPI S	Opponent	Score	RPI S	Opponent	Score	RPI S	Opponent	Score	
						73 A	Furman	0 3	102 N	Central Mich.	3 1	
						74 A	Appalachian St.	0 3	140 H	Ga. Southern	1 3	
						74 H	Appalachian St.	3 1	159 H	Winthrop	1 3	
						76 A	Samford	1 3	174 N	Fla. Gulf Coast	3 2	
						98 A	Col. of Charleston	0 3	186 A	Butler	1 3	
						99 A	South Carolina	1 3	199 N	UNC Asheville	0 3	
									201 H	Davidson	3 0	
									222 A	Western Caro.	2 3	
									222 H	Western Caro.	3 0	
									242 H	Campbell	3 1	
									242 N	Campbell	3 0	
									248 A	UNC Greensboro	2 3	
									255 N	Austin Peay	3 1	
									271 H	Radford	3 0	
									275 A	Chattanooga	1 3	
									281 A	Wofford	3 0	
									285 N	Hampton	3 0	
									293 N	Gardner-Webb	3 1	
									295 A	High Point	3 0	
									317 A	N.C. Central	3 0	
									317 H	N.C. Central	3 1	
									324 A	N.C. A&T	3 0	
LAST 10 GAMES												
						74 A	Appalachian St.	0 3	140 H	Ga. Southern	1 3	
						222 A	Western Caro.	2 3	201 H	Davidson	3 0	
						73 A	Furman	0 3	275 A	Chattanooga	1 3	
						281 A	Wofford	3 0	76 A	Samford	1 3	
						324 A	N.C. A&T	3 0	74 H	Appalachian St.	3 1	

Non-Div. I Games:

Elon

Average RPI Win: 266		WON-LOST	WINNING	LAST 10	STRENGTH OF		OPP. STRENGTH	TEAM	ADJ	CONF.	ADJ CONF.
Average RPI Loss: 169		RECORD	PCT. RANK	GAMES	SCHEDULE		OF SCHEDULE	RPI	RPI	RPI	RPI
DIV. I ONLY		14- 9	.6087	109	6- 4		253	268	186	.46832	189
DIV. I NON-CONF.		4- 3	.57143	138	0- 0		123	254	136	.51885	135
TOTALS		RPI 1-25	RPI 26-50		W-L RECORDS		RPI 51-100		RPI 101-150		RPI 150+
14- 9	0- 0	0- 1		OVERALL		0- 3		0- 0		14- 5	
7- 2	0- 0	0- 0		HOME		0- 1		0- 0		7- 1	
5- 6	0- 0	0- 1		AWAY		0- 2		0- 0		5- 3	
2- 1	0- 0	0- 0		NEUTRAL		0- 0		0- 0		2- 1	
4- 3	0- 0	0- 1		NON-CONFERENCE		0- 1		0- 0		4- 1	
0- 0	0- 0	0- 0		HOME		0- 0		0- 0		0- 0	
2- 2	0- 0	0- 1		AWAY		0- 1		0- 0		2- 0	
2- 1	0- 0	0- 0		NEUTRAL		0- 0		0- 0		2- 1	
10- 6	0- 0	0- 0		CONFERENCE		0- 2		0- 0		10- 4	
7- 2	0- 0	0- 0		HOME		0- 1		0- 0		7- 1	
3- 4	0- 0	0- 0		AWAY		0- 1		0- 0		3- 3	
0- 0	0- 0	0- 0		NEUTRAL		0- 0		0- 0		0- 0	
RPI S	Opponent	Score	RPI S	Opponent	Score	RPI S	Opponent	Score	RPI S	Opponent	Score
			26 A	Western Ky.	0 3	60 A	Clemson	0 3	152 N	Troy	1 3
						95 A	Morehead St.	0 3	209 H	UT Martin	3 1
						95 H	Morehead St.	2 3	211 A	Eastern Ky.	3 2
									211 H	Eastern Ky.	3 1
									255 A	Austin Peay	0 3
									258 A	Mercer	3 2
									260 A	Jacksonville St.	3 1
									260 H	Jacksonville St.	1 3
									266 H	Southeast Mo. St.	3 2
									274 N	South Carolina St.	3 0
									280 H	Murray St.	3 1
									284 A	Eastern Ill.	0 3
									284 H	Eastern Ill.	3 0
									288 A	SIU Edwardsville	3 1
									288 H	SIU Edwardsville	3 2
									291 A	Loyola Maryland	3 1
									298 A	Tennessee Tech	2 3
									298 H	Tennessee Tech	3 0
									306 N	Norfolk St.	3 0
LAST 10 GAMES											
			298 H	Tennessee Tech	3 0	209 H	UT Martin	3 1			
			260 H	Jacksonville St.	1 3	255 A	Austin Peay	0 3			
			288 A	SIU Edwardsville	3 1	266 H	Southeast Mo. St.	3 2			
			284 A	Eastern Ill.	0 3	280 H	Murray St.	3 1			
			211 H	Eastern Ky.	3 1	95 H	Morehead St.	2 3			

Non-Div. I Games:

Tennessee St.

Average RPI Win:		141	WON-LOST RECORD		WINNING PCT. RANK	LAST 10 GAMES	STRENGTH OF SCHEDULE		OPP. STRENGTH OF SCHEDULE	TEAM RPI	ADJ RPI	CONF. RPI	ADJ CONF. RPI
Average RPI Loss:		99											
DIV. I ONLY			5- 19		.20833 293	2- 8	45		121	200	.46753 190	9	8
DIV. I NON-CONF.			3- 11		.21429 284	0- 1	34		126	179	.48504 176	7	7
TOTALS		RPI 1-25	RPI 26-50		W-L RECORDS		RPI 51-100		RPI 101-150		RPI 150+		
5- 19	0- 1		1- 3		OVERALL		1- 6		1- 5		2- 4		
1- 5	0- 0		1- 0		HOME		0- 0		0- 3		0- 2		
1- 8	0- 1		0- 2		AWAY		1- 2		0- 2		0- 1		
3- 6	0- 0		0- 1		NEUTRAL		0- 4		1- 0		2- 1		
3- 11	0- 1		0- 2		NON-CONFERENCE		0- 4		1- 2		2- 2		
0- 2	0- 0		0- 0		HOME		0- 0		0- 1		0- 1		
0- 3	0- 1		0- 1		AWAY		0- 0		0- 1		0- 0		
3- 6	0- 0		0- 1		NEUTRAL		0- 4		1- 0		2- 1		
2- 8	0- 0		1- 1		CONFERENCE		1- 2		0- 3		0- 2		
1- 3	0- 0		1- 0		HOME		0- 0		0- 2		0- 1		
1- 5	0- 0		0- 1		AWAY		1- 2		0- 1		0- 1		
0- 0	0- 0		0- 0		NEUTRAL		0- 0		0- 0		0- 0		
RPI S	Opponent	Score	RPI S	Opponent	Score	RPI S	Opponent	Score	RPI S	Opponent	Score		
21 A	San Diego	0 3	27 A	California	0 3	51 N	BYU	0 3	113 H	San Diego St.	1 3		
			40 N	Missouri St.	0 3	59 A	UC Santa Barbara	3 2	116 A	Utah	1 3		
			50 A	Long Beach St.	0 3	64 N	Eastern Mich.	0 3	123 H	UC Irvine	0 3		
			50 H	Long Beach St.	3 2	70 A	UC Davis	0 3	132 N	Loyola Marymount	3 0		
						71 N	Northeastern	2 3	135 A	Cal St. Northridge	2 3		
						75 N	FIU	0 3	135 H	Cal St. Northridge	0 3		
						77 A	Pacific	0 3	157 A	Cal St. Fullerton	2 3		
									157 H	Cal St. Fullerton	2 3		
									181 N	San Jose St.	1 3		
									194 N	Fairfield	3 2		
									224 H	UMBC	1 3		
									269 N	CSU Bakersfield	3 0		
LAST 10 GAMES													
			157 A	Cal St. Fullerton	2 3	77 A	Pacific	0 3					
			50 A	Long Beach St.	0 3	70 A	UC Davis	0 3					
			135 A	Cal St. Northridge	2 3	50 H	Long Beach St.	3 2					
			59 A	UC Santa Barbara	3 2	157 H	Cal St. Fullerton	2 3					
			123 H	UC Irvine	0 3	113 H	San Diego St.	1 3					

Non-Div. I Games:

UC Riverside

Average RPI Win: 274		WON-LOST	WINNING	LAST 10	STRENGTH OF		OPP. STRENGTH	TEAM	ADJ		CONF.	ADJ CONF.
Average RPI Loss: 152		RECORD	PCT. RANK	GAMES	SCHEDULE		OF SCHEDULE	RPI	RPI		RPI	RPI
DIV. I ONLY		16- 8	.66667	79	8- 2		291	284	193	.46435	191	25
DIV. I NON-CONF.		9- 5	.64286	93	1- 0		305	291	210	.44691	211	27
TOTALS		RPI 1-25	RPI 26-50		W-L RECORDS		RPI 51-100		RPI 101-150		RPI 150+	
16- 8	0- 0	0- 0		OVERALL		0- 2		1- 2		15- 4		
7- 1	0- 0	0- 0		HOME		0- 1		1- 0		6- 0		
6- 6	0- 0	0- 0		AWAY		0- 1		0- 1		6- 4		
3- 1	0- 0	0- 0		NEUTRAL		0- 0		0- 1		3- 0		
9- 5	0- 0	0- 0		NON-CONFERENCE		0- 0		0- 2		9- 3		
3- 0	0- 0	0- 0		HOME		0- 0		0- 0		3- 0		
3- 4	0- 0	0- 0		AWAY		0- 0		0- 1		3- 3		
3- 1	0- 0	0- 0		NEUTRAL		0- 0		0- 1		3- 0		
7- 3	0- 0	0- 0		CONFERENCE		0- 2		1- 0		6- 1		
4- 1	0- 0	0- 0		HOME		0- 1		1- 0		3- 0		
3- 2	0- 0	0- 0		AWAY		0- 1		0- 0		3- 1		
0- 0	0- 0	0- 0		NEUTRAL		0- 0		0- 0		0- 0		
RPI	S	Opponent	Score	RPI	S	Opponent	Score	RPI	S	Opponent	Score	
						92 A Army	1 3	105 A		James Madison	2 3	
						92 H Army	1 3	112 N		Syracuse	0 3	
								128 H		American	3 0	
								166 H		Princeton	3 1	
								176 A		Long Island	1 3	
								187 A		Colgate	0 3	
								214 N		Robert Morris	3 2	
								216 A		NJIT	2 3	
								235 A		Rutgers	0 3	
								249 N		Temple	3 1	
								276 A		Bucknell	3 0	
								286 A		Holy Cross	3 0	
								286 H		Holy Cross	3 0	
								289 N		Coastal Caro.	3 0	
								304 A		Lafayette	3 0	
								304 H		Lafayette	3 2	
								305 H		Navy	3 0	
								308 H		Saint Francis (PA)	3 0	
								310 H		La Salle	3 0	
								315 A		Delaware St.	3 1	
								321 A		Rider	3 0	
								325 A		Saint Peter's	3 0	
LAST 10 GAMES												
						304 A Lafayette	3 0			305 H Navy	3 0	
						315 A Delaware St.	3 1			304 H Lafayette	3 2	
						92 A Army	1 3			276 A Bucknell	3 0	
						286 A Holy Cross	3 0			187 A Colgate	0 3	
						128 H American	3 0			286 H Holy Cross	3 0	

Non-Div. I Games:

Lehigh

Average RPI Win: 169		WON-LOST	WINNING	LAST 10	STRENGTH OF		OPP. STRENGTH	TEAM	ADJ	CONF.	ADJ CONF.			
Average RPI Loss: 100		RECORD	PCT. RANK	GAMES	SCHEDULE		OF SCHEDULE	RPI	RPI	RPI	RPI			
DIV. I ONLY		8- 16	.33333	249	2- 8		135	82	201	.46369	192	6	6	
DIV. I NON-CONF.		6- 7	.46154	188	0- 0		182	109	183	.47829	185	6	6	
<hr/>														
TOTALS		RPI 1-25		RPI 26-50		W-L RECORDS		RPI 51-100		RPI 101-150		RPI 150+		
8- 16		0- 4		0- 0		OVERALL		2- 3		1- 6		5- 3		
6- 7		0- 2		0- 0		HOME		1- 1		1- 3		4- 1		
1- 6		0- 2		0- 0		AWAY		1- 1		0- 2		0- 1		
1- 3		0- 0		0- 0		NEUTRAL		0- 1		0- 1		1- 1		
6- 7		0- 1		0- 0		NON-CONFERENCE		1- 1		1- 3		4- 2		
4- 3		0- 1		0- 0		HOME		0- 0		1- 1		3- 1		
1- 1		0- 0		0- 0		AWAY		1- 0		0- 1		0- 0		
1- 3		0- 0		0- 0		NEUTRAL		0- 1		0- 1		1- 1		
2- 9		0- 3		0- 0		CONFERENCE		1- 2		0- 3		1- 1		
2- 4		0- 1		0- 0		HOME		1- 1		0- 2		1- 0		
0- 5		0- 2		0- 0		AWAY		0- 1		0- 1		0- 1		
0- 0		0- 0		0- 0		NEUTRAL		0- 0		0- 0		0- 0		
RPI	S	Opponent		Score	RPI	S	Opponent		Score	RPI	S	Opponent		Score
16	A	Pepperdine		0 3						51	H	BYU		1 3
16	H	Pepperdine		2 3						58	A	Notre Dame		3 2
18	H	Texas A&M		1 3						62	A	St. Mary's (CA)		1 3
21	A	San Diego		0 3						80	H	San Francisco		3 2
										82	N	Lipscomb		2 3
										</				

Non-Div. I Games:

Portland

Average RPI Win:	219	WON-LOST RECORD	WINNING PCT. RANK	LAST 10 GAMES		STRENGTH OF SCHEDULE	OPP. STRENGTH OF SCHEDULE	TEAM RPI	ADJ RPI	CONF. RPI	ADJ CONF. RPI	
DIV. I ONLY		12- 15	.44444	189	6- 4	152	197	187	.46305	193	16	16
DIV. I NON-CONF.		6- 11	.35294	241	0- 0	158	215	213	.43888	223	15	15
<hr/>												
TOTALS	RPI 1-25		RPI 26-50		W-L RECORDS		RPI 51-100		RPI 101-150		RPI 150+	
12- 15	0- 0		0- 0		OVERALL		0- 5		1- 3		11- 7	
5- 4	0- 0		0- 0		HOME		0- 1		1- 0		4- 3	
3- 7	0- 0		0- 0		AWAY		0- 2		0- 3		3- 2	
4- 4	0- 0		0- 0		NEUTRAL		0- 2		0- 0		4- 2	
6- 11	0- 0		0- 0		NON-CONFERENCE		0- 4		0- 1		6- 6	
1- 3	0- 0		0- 0		HOME		0- 1		0- 0		1- 2	
1- 4	0- 0		0- 0		AWAY		0- 1		0- 1		1- 2	
4- 4	0- 0		0- 0		NEUTRAL		0- 2		0- 0		4- 2	
6- 4	0- 0		0- 0		CONFERENCE		0- 1		1- 2		5- 1	
4- 1	0- 0		0- 0		HOME		0- 0		1- 0		3- 1	
2- 3	0- 0		0- 0		AWAY		0- 1		0- 2		2- 0	
0- 0	0- 0		0- 0		NEUTRAL		0- 0		0- 0		0- 0	
RPI S	Opponent	Score	RPI S	Opponent	Score	RPI S	Opponent	Score	RPI S	Opponent	Score	
						52 N	Ohio	1 3	103 A	Delaware	1 3	
						71 A	Northeastern	0 3	105 H	James Madison	3 1	
						97 A	Wyoming	0 3	136 A	Towson	1 3	
						98 H	Col. of Charleston	1 3	140 A	Ga. Southern	1 3	
						100 N	Illinois St.	1 3	151 A	Memphis	1 3	
									152 H	Troy	2 3	
									169 H	VCU	3 0	
									170 A	Kennesaw St.	3 2	
									179 H	Harvard	2 3	
									183 A	Hofstra	3 1	
									184 N	Idaho St.	0 3	
									213 N	UALR	3 2	
									219 H	William & Mary	0 3	
									221 H	George Mason	3 2	
									236 A	UNC Wilmington	3 0	
									236 H	UNC Wilmington	3 0	
									254 N	Presbyterian	0 3	
									258 A	Mercer	0 3	
									260 H	Jacksonville St.	3 1	
									266 N	Southeast Mo. St.	3 0	
									274 N	South Carolina St.	3 0	
									294 N	Alabama A&M	3 0	
					LAST 10 GAMES							
					105 H James Madison	3	1	71 A Northeastern	0	3		
					221 H George Mason	3	2	183 A Hofstra	3	1		
					136 A Towson	1	3	219 H William & Mary	0	3		
					103 A Delaware	1	3	169 H VCU	3	0		
					236 A UNC Wilmington	3	0	236 H UNC Wilmington	3	0		

Non-Div. I Games:

Georgia St.

Average RPI Win:	276	WON-LOST RECORD	WINNING PCT. RANK	LAST 10 GAMES	STRENGTH OF SCHEDULE	OPP. STRENGTH OF SCHEDULE	TEAM RPI	ADJ RPI	CONF. RPI	ADJ CONF. RPI	
DIV. I ONLY		15- 9	.625 101	9- 1	267	285	189	.46257	194	30	31
DIV. I NON-CONF.		3- 7	.3 258	0- 0	227	183	262	.40828	260	31	31
<hr/>											
TOTALS	RPI 1-25	RPI 26-50		W-L RECORDS	RPI 51-100		RPI 101-150		RPI 150+		
15- 9	0- 0	0- 1		OVERALL	0- 1		0- 0		15- 7		
7- 1	0- 0	0- 0		HOME	0- 0		0- 0		7- 1		
6- 3	0- 0	0- 1		AWAY	0- 0		0- 0		6- 2		
2- 5	0- 0	0- 0		NEUTRAL	0- 1		0- 0		2- 4		
<hr/>											
3- 7	0- 0	0- 1		NON-CONFERENCE	0- 1		0- 0		3- 5		
0- 0	0- 0	0- 0		HOME	0- 0		0- 0		0- 0		
1- 2	0- 0	0- 1		AWAY	0- 0		0- 0		1- 1		
2- 5	0- 0	0- 0		NEUTRAL	0- 1		0- 0		2- 4		
<hr/>											
12- 2	0- 0	0- 0		CONFERENCE	0- 0		0- 0		12- 2		
7- 1	0- 0	0- 0		HOME	0- 0		0- 0		7- 1		
5- 1	0- 0	0- 0		AWAY	0- 0		0- 0		5- 1		
0- 0	0- 0	0- 0		NEUTRAL	0- 0		0- 0		0- 0		
<hr/>											
RPI S	Opponent	Score	RPI S	Opponent	Score	RPI S	Opponent	Score	RPI S	Opponent	Score
			27 A	California	0 3	75 N	FIU	0 3	160 A	Niagara	1 3
									160 H	Niagara	0 3
									166 N	Princeton	0 3
									167 N	Connecticut	1 3
									183 A	Hofstra	0 3
									190 N	UC Riverside	2 3
									216 N	NJIT	3 1
									226 N	Indiana St.	1 3
									231 A	Marist	3 2
									238 A	New Hampshire	3 1
									239 H	Manhattan	3 0
									256 A	Siena	3 2
									256 H	Siena	3 1
									273 H	Iona	3 2
									278 A	Canisius	3 2
									278 H	Canisius	3 2
									291 A	Loyola Maryland	3 0
									291 H	Loyola Maryland	3 0
									321 A	Rider	3 0
									321 H	Rider	3 1
									323 N	St. Francis (NY)	3 1
									325 H	Saint Peter's	3 0
			LAST 10 GAMES								
			321 A	Rider	3 0	325 H	Saint Peter's	3 0			
			291 A	Loyola Maryland	3 0	239 H	Manhattan	3 0			
			278 A	Canisius	3 2	256 H	Siena	3 1			
			160 A	Niagara	1 3	321 H	Rider	3 1			
			273 H	Iona	3 2	291 H	Loyola Maryland	3 0			

Non-Div. I Games:

Fairfield

Average RPI Win:	196	WON-LOST	WINNING	LAST 10	STRENGTH OF	OPP. STRENGTH	TEAM	ADJ	CONF.	ADJ CONF.				
Average RPI Loss:	94	RECORD	PCT. RANK	GAMES	SCHEDULE	OF SCHEDULE	RPI	RPI	RPI	RPI				
DIV. I ONLY		7- 16	.30435	268	5- 5	107	96	205	.46243	195	11	11		
DIV. I NON-CONF.		1- 9	.1	303	0- 0	93	71	255	.4258	238	9	9		
<hr/>														
TOTALS	RPI 1-25	RPI 26-50		W-L RECORDS		RPI 51-100		RPI 101-150		RPI 150+				
7- 16	0- 2	0- 1		OVERALL		1- 6		1- 4		5- 3				
5- 5	0- 0	0- 0		HOME		1- 2		1- 2		3- 1				
1- 7	0- 1	0- 0		AWAY		0- 3		0- 1		1- 2				
1- 4	0- 1	0- 1		NEUTRAL		0- 1		0- 1		1- 0				
<hr/>														
1- 9	0- 1	0- 1		NON-CONFERENCE		0- 3		0- 3		1- 1				
0- 2	0- 0	0- 0		HOME		0- 0		0- 1		0- 1				
0- 3	0- 0	0- 0		AWAY		0- 2		0- 1		0- 0				
1- 4	0- 1	0- 1		NEUTRAL		0- 1		0- 1		1- 0				
<hr/>														
6- 7	0- 1	0- 0		CONFERENCE		1- 3		1- 1		4- 2				
5- 3	0- 0	0- 0		HOME		1- 2		1- 1		3- 0				
1- 4	0- 1	0- 0		AWAY		0- 1		0- 0		1- 2				
0- 0	0- 0	0- 0		NEUTRAL		0- 0		0- 0		0- 0				
<hr/>														
RPI	S	Opponent	Score		RPI	S	Opponent	Score		RPI	S	Opponent	Score	
19	N	Michigan	0	3	49	N	Louisville	0	3	52	A	Ohio	0	3
22	A	Tulsa	0	3						57	H	Rice	1	3
										57	H	Rice	0	3
										64	N	Eastern Mich.	0	3
										69	A	UAB	1	3
										81	H	UCF	3	0
										95	A	Morehead St.	0	3
										102	H	Central Mich.	0	3
										104	H	UTEP	1	3
										109	H	SMU	3	2
										124	A	IUPUI	0	3
										146	N	Virginia	0	3
										151	A	Memphis	0	3
										173	A	Southern Miss.	0	3
										173	H	Southern Miss.	3	1
										218	A	Tulane	3	1
										218	H	Tulane	3	2
										221	H	George Mason	1	3
										282	H	East Carolina	3	1
										290	N	Stetson	3	0
<hr/>														
LAST 10 GAMES														
218 H Tulane					3	2	218 A Tulane					3	1	
173 H Southern Miss.					3	1	57 H Rice					0	3	
109 H SMU					3	2	57 H Rice					1	3	
22 A Tulsa					0	3	81 H UCF					3	0	
173 A Southern Miss.					0	3	104 H UTEP					1	3	

Non-Div. I Games:

Marshall

Average RPI Win: 280		WON-LOST	WINNING	LAST 10	STRENGTH OF		OPP. STRENGTH	TEAM	ADJ		CONF.	ADJ CONF.
Average RPI Loss: 167		RECORD	PCT. RANK	GAMES	SCHEDULE		OF SCHEDULE	RPI	RPI		RPI	RPI
DIV. I ONLY		17- 9	.65385	86	7- 3		282	293	190		.46211	196
DIV. I NON-CONF.		8- 5	.61538	111	1- 0		308	302	226		.43841	225
TOTALS		RPI 1-25	RPI 26-50		W-L RECORDS		RPI 51-100		RPI 101-150		RPI 150+	
17- 9		0- 0	0- 0		OVERALL		0- 3		0- 1		17- 5	
9- 2		0- 0	0- 0		HOME		0- 1		0- 0		9- 1	
4- 6		0- 0	0- 0		AWAY		0- 2		0- 1		4- 3	
4- 1		0- 0	0- 0		NEUTRAL		0- 0		0- 0		4- 1	
8- 5		0- 0	0- 0		NON-CONFERENCE		0- 1		0- 1		8- 3	
5- 0		0- 0	0- 0		HOME		0- 0		0- 0		5- 0	
0- 4		0- 0	0- 0		AWAY		0- 1		0- 1		0- 2	
3- 1		0- 0	0- 0		NEUTRAL		0- 0		0- 0		3- 1	
9- 4		0- 0	0- 0		CONFERENCE		0- 2		0- 0		9- 2	
4- 2		0- 0	0- 0		HOME		0- 1		0- 0		4- 1	
4- 2		0- 0	0- 0		AWAY		0- 1		0- 0		4- 1	
1- 0		0- 0	0- 0		NEUTRAL		0- 0		0- 0		1- 0	
RPI S	Opponent	Score	RPI S	Opponent	Score	RPI S	Opponent	Score	RPI S	Opponent	Score	
						71 A	Northeastern	1 3	127 A	George Washington	0 3	
						87 A	Sacred Heart	1 3	168 A	Dartmouth	0 3	
						87 H	Sacred Heart	1 3	176 H	Long Island	1 3	
									214 A	Robert Morris	3 1	
									229 H	Stony Brook	3 1	
									236 N	UNC Wilmington	1 3	
									244 A	Fairleigh Dickinson	3 1	
									244 H	Fairleigh Dickinson	3 0	
									244 N	Fairleigh Dickinson	3 0	
									262 A	Bryant	1 3	
									262 H	Bryant	3 1	
									265 H	Hartford	3 2	
									276 H	Bucknell	3 2	
									286 A	Holy Cross	0 3	
									286 H	Holy Cross	3 0	
									299 A	Quinnipiac	3 2	
									299 H	Quinnipiac	3 1	
									307 N	Providence	3 1	
									308 A	Saint Francis (PA)	3 2	
									315 N	Delaware St.	3 0	
									317 N	N.C. Central	3 0	
									323 H	St. Francis (NY)	3 1	
									325 H	Saint Peter's	3 0	
LAST 10 GAMES												
						299 A	Quinnipiac	3 2	323 H	St. Francis (NY)	3 1	
						244 A	Fairleigh Dickinson	3 1	244 H	Fairleigh Dickinson	3 0	
						265 H	Hartford	3 2	214 A	Robert Morris	3 1	
						262 A	Bryant	1 3	308 A	Saint Francis (PA)	3 2	
						87 A	Sacred Heart	1 3	87 H	Sacred Heart	1 3	

Non-Div. I Games:

Central Conn. St.

Average RPI Win: 241		WON-LOST	WINNING	LAST 10	STRENGTH OF		OPP. STRENGTH	TEAM	ADJ	CONF.	ADJ CONF.		
Average RPI Loss: 130		RECORD	PCT. RANK	GAMES	SCHEDULE		OF SCHEDULE	RPI	RPI	RPI	RPI		
DIV. I ONLY		13- 11	.54167	137	8- 2		255	191	195	.45798	197	21	22
DIV. I NON-CONF.		4- 8	.33333	242	0- 0		197	173	237	.42933	235	19	19

TOTALS		RPI 1-25		RPI 26-50		W-L RECORDS		RPI 51-100		RPI 101-150		RPI 150+	
13- 11		0- 0		0- 2		OVERALL		0- 0		1- 4		12- 5	
6- 2		0- 0		0- 0		HOME		0- 0		1- 0		5- 2	
4- 6		0- 0		0- 1		AWAY		0- 0		0- 3		4- 2	
3- 3		0- 0		0- 1		NEUTRAL		0- 0		0- 1		3- 1	
4- 8		0- 0		0- 2		NON-CONFERENCE		0- 0		0- 3		4- 3	
1- 0		0- 0		0- 0		HOME		0- 0		0- 0		1- 0	
0- 5		0- 0		0- 1		AWAY		0- 0		0- 2		0- 2	
3- 3		0- 0		0- 1		NEUTRAL		0- 0		0- 1		3- 1	
9- 3		0- 0		0- 0		CONFERENCE		0- 0		1- 1		8- 2	
5- 2		0- 0		0- 0		HOME		0- 0		1- 0		4- 2	
4- 1		0- 0		0- 0		AWAY		0- 0		0- 1		4- 0	
0- 0		0- 0		0- 0		NEUTRAL		0- 0		0- 0		0- 0	
RPI S	Opponent	Score	RPI S	Opponent	Score	RPI S	Opponent	Score	RPI S	Opponent	Score		
			30 N	Washington	0 3				101 A	New Mexico	0 3		
			41 A	Oregon	0 3				104 A	UTEP	1 3		
									123 N	UC Irvine	2 3		
									138 H	Northern Ariz.	3 1		
									144 A	Sacramento St.	0 3		
									153 H	Northern Colo.	2 3		
									163 N	Boise St.	1 3		
									184 A	Idaho St.	3 2		
									184 H	Idaho St.	1 3		
									192 A	Portland	1 3		
									198 A	Gonzaga	2 3		
									202 N	Texas-Arlington	3 0		
									204 H	Eastern Wash.	3 0		
									212 A	Montana	3 2		
									212 H	Montana	3 1		
									232 N	Nicholls St.	3 0		
									272 H	Seattle	3 2		
									277 A	Weber St.	3 0		
									277 H	Weber St.	3 0		
									300 A	Montana St.	3 2		
									300 H	Montana St.	3 0		
									318 N	Southern U.	3 0		
			LAST 10 GAMES										
			212 H	Montana	3 1		144 A	Sacramento St.	0 3				
			300 H	Montana St.	3 0		153 H	Northern Colo.	2 3				
			184 A	Idaho St.	3 2		138 H	Northern Ariz.	3 1				
			277 A	Weber St.	3 0		300 A	Montana St.	3 2				
			204 H	Eastern Wash.	3 0		212 A	Montana	3 2				

Non-Div. I Games:

Portland St.

Average RPI Win: 196		WON-LOST	WINNING	LAST 10	STRENGTH OF		OPP. STRENGTH	TEAM	ADJ	CONF.	ADJ CONF.
Average RPI Loss: 100		RECORD	PCT. RANK	GAMES	SCHEDULE		OF SCHEDULE	RPI	RPI	RPI	RPI
DIV. I ONLY		7- 15	.31818 262	1- 9	118		107	207	.4576 198	6	6
DIV. I NON-CONF.		6- 5	.54545 151	0- 0	175		180	159	.49411 164	6	6
TOTALS		RPI 1-25	RPI 26-50	W-L RECORDS	RPI 51-100		RPI 101-150	RPI 150+			
7- 15	0- 3		0- 1	OVERALL	0- 4		1- 4	6- 3			
3- 7	0- 1		0- 1	HOME	0- 2		1- 2	2- 1			
0- 8	0- 2		0- 0	AWAY	0- 2		0- 2	0- 2			
4- 0	0- 0		0- 0	NEUTRAL	0- 0		0- 0	4- 0			
6- 5	0- 0		0- 1	NON-CONFERENCE	0- 1		1- 1	5- 2			
2- 2	0- 0		0- 1	HOME	0- 0		1- 0	1- 1			
0- 3	0- 0		0- 0	AWAY	0- 1		0- 1	0- 1			
4- 0	0- 0		0- 0	NEUTRAL	0- 0		0- 0	4- 0			
1- 10	0- 3		0- 0	CONFERENCE	0- 3		0- 3	1- 1			
1- 5	0- 1		0- 0	HOME	0- 2		0- 2	1- 0			
0- 5	0- 2		0- 0	AWAY	0- 1		0- 1	0- 1			
0- 0	0- 0		0- 0	NEUTRAL	0- 0		0- 0	0- 0			
RPI S Opponent	Score	RPI S Opponent	Score	RPI S Opponent	Score	RPI S Opponent	Score	RPI S Opponent	Score		
16 A Pepperdine	0 3	30 H Washington	0 3	51 H BYU	1 3	106 H Oregon St.	3 2	108 H Santa Clara	1 3		
16 H Pepperdine	1 3			62 A St. Mary's (CA)	0 3	132 A Loyola Marymount	2 3	132 H Loyola Marymount	1 3		
21 A San Diego	1 3			80 H San Francisco	0 3	132 H Loyola Marymount	1 3	133 A Indiana	1 3		
				97 A Wyoming	0 3	160 N Niagara	3 0	163 H Boise St.	1 3		
						182 N South Dakota	3 1	192 A Portland	2 3		
						192 H Portland	3 2	197 H Portland St.	3 2		
						253 N DePaul	3 0	272 A Seattle	2 3		
						284 N Eastern Ill.	3 2				
LAST 10 GAMES				132 A Loyola Marymount	2 3	21 A San Diego	1 3	62 A St. Mary's (CA)	0 3		
				16 A Pepperdine	0 3	108 H Santa Clara	1 3	80 H San Francisco	0 3		
				192 A Portland	2 3	16 H Pepperdine	1 3				
				51 H BYU	1 3						
				192 H Portland	3 2						



















Non-Div. I Games:

Gonzaga

Average RPI Win: 264		WON-LOST	WINNING	LAST 10	STRENGTH OF		OPP. STRENGTH	TEAM	ADJ	CONF.	ADJ CONF.
Average RPI Loss: 166		RECORD	PCT. RANK	GAMES	SCHEDULE		OF SCHEDULE	RPI	RPI	RPI	RPI
DIV. I ONLY		14- 9	.6087	109	7- 3		271	263	191	.45726	199
DIV. I NON-CONF.		6- 6	.5	164	1- 0		220	210	198	.45967	201
TOTALS		RPI 1-25	RPI 26-50		W-L RECORDS		RPI 51-100		RPI 101-150		RPI 150+
14- 9	0- 0	0- 0		OVERALL		0- 3		0- 0		14- 6	
5- 1	0- 0	0- 0		HOME		0- 0		0- 0		5- 1	
5- 5	0- 0	0- 0		AWAY		0- 2		0- 0		5- 3	
4- 3	0- 0	0- 0		NEUTRAL		0- 1		0- 0		4- 2	
6- 6	0- 0	0- 0		NON-CONFERENCE		0- 3		0- 0		6- 3	
1- 0	0- 0	0- 0		HOME		0- 0		0- 0		1- 0	
2- 3	0- 0	0- 0		AWAY		0- 2		0- 0		2- 1	
3- 3	0- 0	0- 0		NEUTRAL		0- 1		0- 0		3- 2	
8- 3	0- 0	0- 0		CONFERENCE		0- 0		0- 0		8- 3	
4- 1	0- 0	0- 0		HOME		0- 0		0- 0		4- 1	
3- 2	0- 0	0- 0		AWAY		0- 0		0- 0		3- 2	
1- 0	0- 0	0- 0		NEUTRAL		0- 0		0- 0		1- 0	
RPI S	Opponent	Score	RPI S	Opponent	Score	RPI S	Opponent	Score	RPI S	Opponent	Score
						69 N	UAB	0 3	152 N	Troy	3 2
						76 A	Samford	0 3	159 H	Winthrop	1 3
						99 A	South Carolina	0 3	164 A	Liberty	0 3
									188 N	Elon	3 0
									201 N	Davidson	0 3
									208 N	East Tenn. St.	0 3
									222 A	Western Caro.	1 3
									222 H	Western Caro.	3 0
									242 H	Campbell	3 1
									254 H	Presbyterian	3 1
									271 A	Radford	3 1
									275 A	Chattanooga	3 1
									289 A	Coastal Caro.	3 1
									293 A	Gardner-Webb	0 3
									293 H	Gardner-Webb	3 2
									293 N	Gardner-Webb	3 2
									295 H	High Point	3 0
									298 N	Tennessee Tech	3 0
									301 A	Charleston So.	3 0
									317 A	N.C. Central	3 0
LAST 10 GAMES											
						295 H	High Point	3 0	159 H	Winthrop	1 3
						242 H	Campbell	3 1	254 H	Presbyterian	3 1
						301 A	Charleston So.	3 0	222 H	Western Caro.	3 0
						289 A	Coastal Caro.	3 1	271 A	Radford	3 1
						293 A	Gardner-Webb	0 3	164 A	Liberty	0 3

Non-Div. I Games:

UNC Asheville

Average RPI Win: 280		WON-LOST	WINNING	LAST 10	STRENGTH OF		OPP. STRENGTH	TEAM	ADJ	CONF.	ADJ CONF.
Average RPI Loss: 137		RECORD	PCT. RANK	GAMES	SCHEDULE		OF SCHEDULE	RPI	RPI	RPI	RPI
DIV. I ONLY		14- 11	.56	132	3- 7		263	257	204	.45593	201
DIV. I NON-CONF.		10- 3	.76923	50	0- 0		301	290	171	.48955	171
TOTALS		RPI 1-25	RPI 26-50		W-L RECORDS		RPI 51-100		RPI 101-150		RPI 150+
14- 11	0- 0	0- 0		OVERALL		0- 5		0- 2		14- 4	
6- 4	0- 0	0- 0		HOME		0- 3		0- 0		6- 1	
3- 6	0- 0	0- 0		AWAY		0- 2		0- 1		3- 3	
5- 1	0- 0	0- 0		NEUTRAL		0- 0		0- 1		5- 0	
10- 3	0- 0	0- 0		NON-CONFERENCE		0- 1		0- 1		10- 1	
3- 0	0- 0	0- 0		HOME		0- 0		0- 0		3- 0	
2- 2	0- 0	0- 0		AWAY		0- 1		0- 0		2- 1	
5- 1	0- 0	0- 0		NEUTRAL		0- 0		0- 1		5- 0	
4- 8	0- 0	0- 0		CONFERENCE		0- 4		0- 1		4- 3	
3- 4	0- 0	0- 0		HOME		0- 3		0- 0		3- 1	
1- 4	0- 0	0- 0		AWAY		0- 1		0- 1		1- 2	
0- 0	0- 0	0- 0		NEUTRAL		0- 0		0- 0		0- 0	
RPI S	Opponent	Score	RPI S	Opponent	Score	RPI S	Opponent	Score	RPI S	Opponent	Score
						73 H	Furman	1 	105 N	James Madison	1 
						76 H	Samford	0 	140 A	Ga. Southern	0 
						98 A	Col. of Charleston	0 	159 A	Winthrop	2 
						98 H	Col. of Charleston	2 	188 A	Elon	0 
						99 A	South Carolina	0 	199 N	UNC Asheville	3 0
									222 H	Western Caro.	2 
									236 N	UNC Wilmington	3 2
									248 A	UNC Greensboro	0 
									257 N	Wright St.	3 0
									258 N	Mercer	3 0
									275 H	Chattanooga	3 0
									281 H	Wofford	3 2
									289 H	Coastal Caro.	3 0
									292 A	Citadel	3 0
									292 H	Citadel	3 0
									293 N	Gardner-Webb	3 0
									295 A	High Point	3 0
									306 H	Norfolk St.	3 0
									317 A	N.C. Central	3 0
									324 H	N.C. A&T	3 0
LAST 10 GAMES											
						292 H	Citadel	3 0	248 A	UNC Greensboro	0 
						98 H	Col. of Charleston	2 	140 A	Ga. Southern	0 
						275 H	Chattanooga	3 0	222 H	Western Caro.	2 
						76 H	Samford	0 	98 A	Col. of Charleston	0 
						188 A	Elon	0 	292 A	Citadel	3 0

Non-Div. I Games:

Davidson

Average RPI Win:	242	WON-LOST RECORD	WINNING PCT. RANK	LAST 10 GAMES		STRENGTH OF SCHEDULE	OPP. STRENGTH OF SCHEDULE	TEAM RPI	ADJ RPI	CONF. RPI	ADJ CONF. RPI
Average RPI Loss:	113										
DIV. I ONLY		10- 16	.38462 227	5- 5		150	181	203	.45517 202	20	20
DIV. I NON-CONF.		4- 10	.28571 262	0- 0		140	209	230	.43659 230	18	18
TOTALS	RPI 1-25	RPI 26-50		W-L RECORDS		RPI 51-100		RPI 101-150		RPI 150+	
10- 16	0- 1	0- 2		OVERALL		0- 5		1- 3		9- 5	
8- 3	0- 0	0- 0		HOME		0- 3		1- 0		7- 0	
0- 8	0- 1	0- 1		AWAY		0- 1		0- 2		0- 3	
2- 5	0- 0	0- 1		NEUTRAL		0- 1		0- 1		2- 2	
4- 10	0- 1	0- 2		NON-CONFERENCE		0- 2		0- 2		4- 3	
2- 1	0- 0	0- 0		HOME		0- 1		0- 0		2- 0	
0- 4	0- 1	0- 1		AWAY		0- 0		0- 1		0- 1	
2- 5	0- 0	0- 1		NEUTRAL		0- 1		0- 1		2- 2	
6- 6	0- 0	0- 0		CONFERENCE		0- 3		1- 1		5- 2	
6- 2	0- 0	0- 0		HOME		0- 2		1- 0		5- 0	
0- 4	0- 0	0- 0		AWAY		0- 1		0- 1		0- 2	
0- 0	0- 0	0- 0		NEUTRAL		0- 0		0- 0		0- 0	
RPI S Opponent Score	RPI S Opponent Score		RPI S Opponent Score		RPI S Opponent Score		RPI S Opponent Score				
22 A Tulsa 0 3	27 A California 0 3		70 N UC Davis 0 3		104 A UTEP 0 3		110 N Georgetown 1 3				
	46 N North Dakota St. 0 3		83 H UTSA 0 3		143 A Sam Houston St. 0 3		143 H Sam Houston St. 3 1				
			84 A Texas St. 1 3		143 H Stephen F. Austin 0 3		155 H Stephen F. Austin 3 1				
			84 H Texas St. 0 3		155 H Central Ark. 1 3		165 A North Texas 0 3				
			89 H Texas Tech 0 3		175 A Portland St. 0 3		197 N A&M-Corpus Christi 3 0				
					203 H Northwestern St. 3 2		240 H La.-Lafayette 3 0				
					243 H Lamar 3 0		245 H Nevada 1 3				
					247 H McNeese St. 3 2		263 H Prairie View 3 0				
					296 N Ark.-Pine Bluff 3 0		316 N Southern U. 3 0				
					318 H						
LAST 10 GAMES											
155 H Stephen F. Austin 3 1					143 A Sam Houston St. 0 3						
143 H Sam Houston St. 3 1					165 A Central Ark. 1 3						
240 H Northwestern St. 3 2					84 H Texas St. 0 3						
84 A Texas St. 1 3					245 H Lamar 3 0						
155 A Stephen F. Austin 0 3					263 H McNeese St. 3 2						

Non-Div. I Games:

Texas-Arlington

Average RPI Win:	239	WON-LOST RECORD	WINNING PCT. RANK	LAST 10 GAMES	STRENGTH OF SCHEDULE	OPP. STRENGTH OF SCHEDULE	TEAM RPI	ADJ RPI	CONF. RPI	ADJ CONF. RPI	
DIV. I ONLY		13- 16	.44828 188	4- 6	173	202	194	.45477 203	20	20	
DIV. I NON-CONF.		8- 8	.5 164	0- 2	148	197	163	.48967 170	18	18	
<hr/>											
TOTALS	RPI 1-25	RPI 26-50		W-L RECORDS	RPI 51-100		RPI 101-150		RPI 150+		
13- 16	0- 0	0- 1		OVERALL	0- 6		2- 2		11- 7		
6- 4	0- 0	0- 0		HOME	0- 2		2- 0		4- 2		
2- 9	0- 0	0- 0		AWAY	0- 3		0- 2		2- 4		
5- 3	0- 0	0- 1		NEUTRAL	0- 1		0- 0		5- 1		
<hr/>											
8- 8	0- 0	0- 1		NON-CONFERENCE	0- 3		1- 1		7- 3		
2- 2	0- 0	0- 0		HOME	0- 1		1- 0		1- 1		
1- 3	0- 0	0- 0		AWAY	0- 1		0- 1		1- 1		
5- 3	0- 0	0- 1		NEUTRAL	0- 1		0- 0		5- 1		
<hr/>											
5- 8	0- 0	0- 0		CONFERENCE	0- 3		1- 1		4- 4		
4- 2	0- 0	0- 0		HOME	0- 1		1- 0		3- 1		
1- 6	0- 0	0- 0		AWAY	0- 2		0- 1		1- 3		
0- 0	0- 0	0- 0		NEUTRAL	0- 0		0- 0		0- 0		
<hr/>											
RPI S	Opponent	Score	RPI S	Opponent	Score	RPI S	Opponent	Score	RPI S	Opponent	Score
			33 N	Ball St.	0 3	65 H	North Dakota	0 3	119 A	Houston Baptist	2 3
						83 A	UTSA	0 3	136 H	Towson	3 1
						83 H	UTSA	0 3	143 A	Sam Houston St.	1 3
						84 A	Texas St.	0 3	143 H	Sam Houston St.	3 2
						97 N	Wyoming	0 3	155 H	Stephen F. Austin	2 3
						98 A	Col. of Charleston	1 3	161 A	Valparaiso	1 3
									165 A	Central Ark.	2 3
									171 N	Evansville	0 3
									175 H	North Texas	2 3
									202 A	Texas-Arlington	0 3
									225 N	North Florida	3 1
									232 H	Nicholls St.	3 2
									235 N	Rutgers	3 0
									236 N	UNC Wilmington	3 0
									240 A	Northwestern St.	3 2
									245 A	Lamar	1 3
									263 H	McNeese St.	3 2
									268 A	Tex.-Pan American	3 2
									268 H	Tex.-Pan American	3 0
									268 N	Tex.-Pan American	3 1
									280 N	Murray St.	3 0
									311 H	Southeastern La.	3 0
<hr/>											
			LAST 10 GAMES								
			240 A	Northwestern St.	3 2	311 H	Southeastern La.	3 0			
			165 A	Central Ark.	2 3	232 H	Nicholls St.	3 2			
			263 H	McNeese St.	3 2	245 A	Lamar	1 3			
			83 A	UTSA	0 3	119 A	Houston Baptist	2 3			
			65 H	North Dakota	0 3	83 H	UTSA	0 3			

Non-Div. I Games:

A&M-Corpus Christi

Average RPI Win: 226		WON-LOST	WINNING	LAST 10	STRENGTH OF		OPP. STRENGTH	TEAM	ADJ	CONF.	ADJ CONF.
Average RPI Loss: 146		RECORD	PCT. RANK	GAMES	SCHEDULE		OF SCHEDULE	RPI	RPI	RPI	RPI
DIV. I ONLY		12- 11	.52174	153	5- 5		283	160	212	.45371	204
DIV. I NON-CONF.		4- 7	.36364	235	0- 1		252	93	241	.43109	233
TOTALS		RPI 1-25	RPI 26-50		W-L RECORDS		RPI 51-100		RPI 101-150		RPI 150+
12- 11	0- 0	0- 1		OVERALL		0- 0		1- 6		11- 4	
5- 3	0- 0	0- 0		HOME		0- 0		0- 2		5- 1	
4- 5	0- 0	0- 1		AWAY		0- 0		0- 2		4- 2	
3- 3	0- 0	0- 0		NEUTRAL		0- 0		1- 2		2- 1	
4- 7	0- 0	0- 1		NON-CONFERENCE		0- 0		1- 4		3- 2	
1- 1	0- 0	0- 0		HOME		0- 0		0- 1		1- 0	
0- 3	0- 0	0- 1		AWAY		0- 0		0- 1		0- 1	
3- 3	0- 0	0- 0		NEUTRAL		0- 0		1- 2		2- 1	
8- 4	0- 0	0- 0		CONFERENCE		0- 0		0- 2		8- 2	
4- 2	0- 0	0- 0		HOME		0- 0		0- 1		4- 1	
4- 2	0- 0	0- 0		AWAY		0- 0		0- 1		4- 1	
0- 0	0- 0	0- 0		NEUTRAL		0- 0		0- 0		0- 0	
RPI S	Opponent	Score	RPI S	Opponent	Score	RPI S	Opponent	Score	RPI S	Opponent	Score
			39 A	Arizona	0 3				108 N	Santa Clara	0 3
									115 H	Idaho	0 3
									126 N	Washington St.	3 2
									135 N	Cal St. Northridge	2 3
									138 H	Northern Ariz.	2 3
									144 A	Sacramento St.	0 3
									148 A	UNLV	1 3
									153 H	Northern Colo.	1 3
									157 N	Cal St. Fullerton	0 3
									163 H	Boise St.	3 2
									184 A	Idaho St.	3 0
									184 H	Idaho St.	3 2
									197 A	Portland St.	0 3
									212 A	Montana	3 2
									212 H	Montana	3 2
									228 N	Southern Utah	3 2
									254 N	Presbyterian	3 1
									272 A	Seattle	0 3
									277 A	Weber St.	3 1
									277 H	Weber St.	3 0
									300 A	Montana St.	3 2
									300 H	Montana St.	3 1
LAST 10 GAMES											
			300 H	Montana St.	3 1		144 A	Sacramento St.	0 3		
			212 H	Montana	3 2		115 H	Idaho	0 3		
			277 A	Weber St.	3 1		138 H	Northern Ariz.	2 3		
			184 A	Idaho St.	3 0		153 H	Northern Colo.	1 3		
			197 A	Portland St.	0 3		212 A	Montana	3 2		

Non-Div. I Games:

Eastern Wash.

Average RPI Win: 192		WON-LOST RECORD		WINNING PCT. RANK		LAST 10 GAMES		STRENGTH OF SCHEDULE		OPP. STRENGTH OF SCHEDULE		TEAM RPI		ADJ RPI		CONF. RPI		ADJ CONF. RPI	
DIV. I ONLY		10- 16		.38462 227		2- 8		155		128		195		.45238 205		7		7	
DIV. I NON-CONF.		7- 7		.5 164		0- 0		202		192		189		.46403 199		10		10	
TOTALS		RPI 1-25		RPI 26-50		W-L RECORDS		RPI 51-100		RPI 101-150		RPI 150+							
10- 16		0- 1		0- 3		OVERALL		1- 3		2- 3		7- 6							
4- 6		0- 1		0- 2		HOME		0- 1		1- 1		3- 1							
3- 8		0- 0		0- 1		AWAY		0- 1		1- 2		2- 4							
3- 2		0- 0		0- 0		NEUTRAL		1- 1		0- 0		2- 1							
7- 7		0- 0		0- 1		NON-CONFERENCE		1- 1		1- 1		5- 4							
3- 1		0- 0		0- 1		HOME		0- 0		1- 0		2- 0							
1- 4		0- 0		0- 0		AWAY		0- 0		0- 1		1- 3							
3- 2		0- 0		0- 0		NEUTRAL		1- 1		0- 0		2- 1							
3- 9		0- 1		0- 2		CONFERENCE		0- 2		1- 2		2- 2							
1- 5		0- 1		0- 1		HOME		0- 1		0- 1		1- 1							
2- 4		0- 0		0- 1		AWAY		0- 1		1- 1		1- 1							
0- 0		0- 0		0- 0		NEUTRAL		0- 0		0- 0		0- 0							
RPI	S	Opponent		Score	RPI	S	Opponent		Score	RPI	S	Opponent		Score					
20	H	Northern Ill.		0 3	28	H	Western Mich.		0 3	52	H	Ohio		1 3					
					33	A	Ball St.		0 3	64	A	Eastern Mich.		0 3					
					34	H	Dayton		0 3	71	N	Northeastern		0 3					
										88	N	Seton Hall		3 0					
													102	A	Central Mich.		0 3		
													112	H	Syracuse		3 2		
													121	A	Bowling Green		3 2		
													130	H	Toledo		0 3		
													133	A	Indiana		0 3		
													160	H	Niagara		3 1		
													177	A	Miami (OH)		1 3		
													187	A	Colgate		3 2		
													187	A	Colgate		1 3		
													210	A	Akron		3 2		
													210	H	Akron		3 2		
													223	A	St. John's (NY)		1 3		
													230	H	Kent St.		2 3		
													259	N	Brown		3 1		
													266	N	Southeast Mo. St.		1 3		
													267	H	Cornell		3 1		
													278	A	Canisius		1 3		
													302	N	Youngstown St.		3 1		
LAST 10 GAMES																			

Non-Div. I Games:

Buffalo

Average RPI Win:	224	WON-LOST RECORD	WINNING PCT. RANK	LAST 10 GAMES	STRENGTH OF SCHEDULE	OPP. STRENGTH OF SCHEDULE	TEAM RPI	ADJ RPI	CONF. RPI	ADJ CONF. RPI	
DIV. I ONLY		12- 13	.48 170	3- 7	213	205	198	.45125 206	17	17	
DIV. I NON-CONF.		8- 6	.57143 138	0- 0	264	238	199	.45728 204	17	17	
<hr/>											
TOTALS	RPI 1-25	RPI 26-50		W-L RECORDS		RPI 51-100		RPI 101-150		RPI 150+	
12- 13	0- 0	0- 1		OVERALL		1- 3		1- 4		10- 5	
4- 5	0- 0	0- 1		HOME		1- 2		1- 1		2- 1	
3- 7	0- 0	0- 0		AWAY		0- 1		0- 3		3- 3	
5- 1	0- 0	0- 0		NEUTRAL		0- 0		0- 0		5- 1	
8- 6	0- 0	0- 0		NON-CONFERENCE		0- 1		0- 2		8- 3	
2- 3	0- 0	0- 0		HOME		0- 1		0- 1		2- 1	
1- 2	0- 0	0- 0		AWAY		0- 0		0- 1		1- 1	
5- 1	0- 0	0- 0		NEUTRAL		0- 0		0- 0		5- 1	
4- 7	0- 0	0- 1		CONFERENCE		1- 2		1- 2		2- 2	
2- 2	0- 0	0- 1		HOME		1- 1		1- 0		0- 0	
2- 5	0- 0	0- 0		AWAY		0- 1		0- 2		2- 2	
0- 0	0- 0	0- 0		NEUTRAL		0- 0		0- 0		0- 0	
RPI S	Opponent	Score	RPI S	Opponent	Score	RPI S	Opponent	Score	RPI S	Opponent	Score
			34 H Dayton	0	3	54 H Wisconsin	0	3	107 A Duquesne	0	3
						79 H Saint Louis	2	3	107 H Duquesne	3	0
						85 A Xavier	0	3	127 A George Washington	2	3
						85 H Xavier	3	1	141 A Pittsburgh	1	3
									150 H Boston College	0	3
									158 H Columbia	2	3
									178 A Charlotte	3	1
									211 N Eastern Ky.	3	2
									217 A Penn	0	3
									219 N William & Mary	3	1
									224 N UMBC	1	3
									229 A Stony Brook	3	2
									230 N Kent St.	3	2
									249 A Temple	0	3
									259 H Brown	3	1
									273 N Iona	3	1
									279 A Fordham	3	1
									307 H Providence	3	0
									308 N Saint Francis (PA)	3	0
									310 A La Salle	2	3
<hr/>											
LAST 10 GAMES											
			85 A Xavier	0	3	178 A Charlotte	3	1			
			107 A Duquesne	0	3	79 H Saint Louis	2	3			
			85 H Xavier	3	1	107 H Duquesne	3	0			
			34 H Dayton	0	3	310 A La Salle	2	3			
			127 A George Washington	2	3	249 A Temple	0	3			

Non-Div. I Games:

Rhode Island

Average RPI Win: 222		WON-LOST	WINNING	LAST 10	STRENGTH OF		OPP. STRENGTH	TEAM	ADJ	CONF.	ADJ CONF.		
Average RPI Loss: 122		RECORD	PCT. RANK	GAMES	SCHEDULE		OF SCHEDULE	RPI	RPI	RPI	RPI		
DIV. I ONLY		9- 12	.42857	204	3- 7		215	124	206	.44793	207	8	9
DIV. I NON-CONF.		6- 3	.66667	81	1- 0		293	233	187	.46851	194	8	8
TOTALS		RPI 1-25	RPI 26-50		W-L RECORDS		RPI 51-100		RPI 101-150		RPI 150+		
9- 12	0- 1	0- 2		OVERALL		0- 3		1- 0		8- 6			
5- 4	0- 0	0- 2		HOME		0- 1		0- 0		5- 1			
3- 6	0- 1	0- 0		AWAY		0- 2		1- 0		2- 3			
1- 2	0- 0	0- 0		NEUTRAL		0- 0		0- 0		1- 2			
6- 3	0- 0	0- 0		NON-CONFERENCE		0- 0		1- 0		5- 3			
3- 1	0- 0	0- 0		HOME		0- 0		0- 0		3- 1			
2- 0	0- 0	0- 0		AWAY		0- 0		1- 0		1- 0			
1- 2	0- 0	0- 0		NEUTRAL		0- 0		0- 0		1- 2			
3- 9	0- 1	0- 2		CONFERENCE		0- 3		0- 0		3- 3			
2- 3	0- 0	0- 2		HOME		0- 1		0- 0		2- 0			
1- 6	0- 1	0- 0		AWAY		0- 2		0- 0		1- 3			
0- 0	0- 0	0- 0		NEUTRAL		0- 0		0- 0		0- 0			
RPI S	Opponent	Score	RPI S	Opponent	Score	RPI S	Opponent	Score	RPI S	Opponent	Score		
5	A UNI	0 3	40	H Missouri St.	0 3	55	A Creighton	2 3	120	A Mississippi St.	3 2		
			44	H Wichita St.	0 3	55	H Creighton	1 3	151	H Memphis	0 3		
						100	A Illinois St.	1 3	171	A Evansville	0 3		
									171	H Evansville	3 2		
									180	A Drake	2 3		
									180	H Drake	3 1		
									200	H Green Bay	3 2		
									209	N UT Martin	2 3		
									218	A Tulane	3 0		
									219	N William & Mary	2 3		
									226	A Indiana St.	3 1		
									233	A Bradley	2 3		
									280	H Murray St.	3 0		
									288	H SIU Edwardsville	3 2		
									311	N Southeastern La.	3 0		
			LAST 10 GAMES										
			171	A Evansville	0 3	100	A Illinois St.	1 3					
			180	A Drake	2 3	226	A Indiana St.	3 1					
			55	A Creighton	2 3	171	H Evansville	3 2					
			44	H Wichita St.	0 3	288	H SIU Edwardsville	3 2					
			40	H Missouri St.	0 3	55	H Creighton	1 3					

Average RPI Win: 262		WON-LOST RECORD		WINNING PCT. RANK		LAST 10 GAMES		STRENGTH OF SCHEDULE		OPP. STRENGTH OF SCHEDULE		TEAM RPI		ADJ RPI		CONF. RPI		ADJ CONF. RPI	
Average RPI Loss: 137																			
DIV. I ONLY		12- 14		.46154 179		5- 5		224		220		210		.44468 208		23		24	
DIV. I NON-CONF.		7- 9		.4375 202		1- 1		212		218		209		.44721 210		24		23	
TOTALS		RPI 1-25		RPI 26-50		W-L RECORDS		RPI 51-100		RPI 101-150		RPI 150+							
12- 14		0- 0		0- 2		OVERALL		0- 3		0- 3		12- 6							
4- 2		0- 0		0- 0		HOME		0- 0		0- 0		4- 2							
4- 6		0- 0		0- 1		AWAY		0- 1		0- 2		4- 2							
4- 6		0- 0		0- 1		NEUTRAL		0- 2		0- 1		4- 2							
7- 9		0- 0		0- 2		NON-CONFERENCE		0- 2		0- 2		7- 3							
1- 0		0- 0		0- 0		HOME		0- 0		0- 0		1- 0							
2- 3		0- 0		0- 1		AWAY		0- 0		0- 1		2- 1							
4- 6		0- 0		0- 1		NEUTRAL		0- 2		0- 1		4- 2							
5- 5		0- 0		0- 0		CONFERENCE		0- 1		0- 1		5- 3							
3- 2		0- 0		0- 0		HOME		0- 0		0- 0		3- 2							
2- 3		0- 0		0- 0		AWAY		0- 1		0- 1		2- 1							
0- 0		0- 0		0- 0		NEUTRAL		0- 0		0- 0		0- 0							
RPI S	Opponent	Score		RPI S	Opponent	Score		RPI S	Opponent	Score		RPI S	Opponent	Score					
				32 N	Missouri	0	3	74 N	Appalachian St.	1	3	105 A	James Madison	0	3				
				48 A	Middle Tenn.	0	3	75 N	FIU	1	3	110 N	Georgetown	2	3				
								82 A	Lipscomb	0	3	139 A	Belmont	1	3				
												170 A	Kennesaw St.	3	2				
												170 H	Kennesaw St.	0	3				
												171 N	Evansville	1	3				
												174 A	Fla. Gulf Coast	1	3				
												199 N	UNC Asheville	3	0				
												225 H	North Florida	3	1				
												234 H	Jacksonville	1	3				
												248 A	UNC Greensboro	3	1				
												254 A	Presbyterian	2	3				
												255 N	Austin Peay	1	3				
												258 H	Mercer	3	1				
												275 A	Chattanooga	3	0				
												281 H	Wofford	3	2				
												287 H	S.C. Upstate	3	0				
												289 N	Coastal Caro.	3	2				
												290 A	Stetson	3	1				
												298 N	Tennessee Tech	3	1				
												324 N	N.C. A&T	3	0				
LAST 10 GAMES																			
				170 A	Kennesaw St.	3	2	290 A	Stetson	3	1								
				170 H	Kennesaw St.	0	3	281 H	Wofford	3	2								
				258 H	Mercer	3	1	225 H	North Florida	3	1								
				254 A	Presbyterian	2	3	234 H	Jacksonville	1	3								
				174 A	Fla. Gulf Coast	1	3	82 A	Lipscomb	0	3								

Non-Div. I Games:

East Tenn. St.

Average RPI Win:	262	WON-LOST	WINNING	LAST 10	STRENGTH OF	OPP. STRENGTH	TEAM	ADJ	CONF.	ADJ CONF.	
Average RPI Loss:	166	RECORD	PCT. RANK	GAMES	SCHEDULE	OF SCHEDULE	RPI	RPI	RPI	RPI	
DIV. I ONLY	15- 11	.57692	124	6- 4	284	244	209	.4441	209	27	27
DIV. I NON-CONF.	5- 5	.5	164	0- 0	263	199	211	.45037	208	25	25
<hr/>											
TOTALS	RPI 1-25	RPI 26-50		W-L RECORDS		RPI 51-100		RPI 101-150		RPI 150+	
15- 11	0- 0	0- 0		OVERALL		0- 4		1- 1		14- 6	
7- 4	0- 0	0- 0		HOME		0- 3		0- 0		7- 1	
5- 6	0- 0	0- 0		AWAY		0- 1		1- 0		4- 5	
3- 1	0- 0	0- 0		NEUTRAL		0- 0		0- 1		3- 0	
<hr/>											
5- 5	0- 0	0- 0		NON-CONFERENCE		0- 2		1- 1		4- 2	
0- 3	0- 0	0- 0		HOME		0- 2		0- 0		0- 1	
2- 1	0- 0	0- 0		AWAY		0- 0		1- 0		1- 1	
3- 1	0- 0	0- 0		NEUTRAL		0- 0		0- 1		3- 0	
<hr/>											
10- 6	0- 0	0- 0		CONFERENCE		0- 2		0- 0		10- 4	
7- 1	0- 0	0- 0		HOME		0- 1		0- 0		7- 0	
3- 5	0- 0	0- 0		AWAY		0- 1		0- 0		3- 4	
0- 0	0- 0	0- 0		NEUTRAL		0- 0		0- 0		0- 0	
<hr/>											
RPI S	Opponent	Score	RPI S	Opponent	Score	RPI S	Opponent	Score	RPI S	Opponent	Score
						69 H	UAB	1 3	120 A	Mississippi St.	3 1
						95 A	Morehead St.	0 3	139 N	Belmont	2 3
						95 H	Morehead St.	1 3	155 H	Stephen F. Austin	1 3
						100 H	Illinois St.	0 3	189 A	Tennessee St.	1 3
									207 N	Southern Ill.	3 2
									211 A	Eastern Ky.	1 3
									211 H	Eastern Ky.	3 0
									227 A	UMKC	0 3
									255 A	Austin Peay	3 1
									260 A	Jacksonville St.	3 1
									260 H	Jacksonville St.	3 2
									266 A	Southeast Mo. St.	1 3
									266 H	Southeast Mo. St.	3 1
									280 A	Murray St.	2 3
									280 H	Murray St.	3 1
									284 H	Eastern Ill.	3 0
									288 H	SIU Edwardsville	3 1
									294 A	Alabama A&M	3 1
									298 A	Tennessee Tech	3 1
									298 H	Tennessee Tech	3 1
									300 N	Montana St.	3 0
									311 N	Southeastern La.	3 0
<hr/>											
LAST 10 GAMES											
						266 A	Southeast Mo. St.	1 3	189 A	Tennessee St.	1 3
						280 A	Murray St.	2 3	255 A	Austin Peay	3 1
						211 H	Eastern Ky.	3 0	260 H	Jacksonville St.	3 2
						95 H	Morehead St.	1 3	288 H	SIU Edwardsville	3 1
						298 H	Tennessee Tech	3 1	284 H	Eastern Ill.	3 0

Non-Div. I Games:

UT Martin

Average RPI Win: 262		WON-LOST RECORD		WINNING PCT. RANK		LAST 10 GAMES		STRENGTH OF SCHEDULE		OPP. STRENGTH OF SCHEDULE		TEAM RPI		ADJ RPI		CONF. RPI		ADJ CONF. RPI	
DIV. I ONLY		4- 21		.16 310		1- 9		65		133		228		.44363 210		7		7	
DIV. I NON-CONF.		3- 10		.23077 279		0- 0		58		179		202		.46491 198		10		10	
TOTALS		RPI 1-25		RPI 26-50		W-L RECORDS		RPI 51-100		RPI 101-150		RPI 150+							
4- 21		0- 1		0- 4		OVERALL		0- 6		0- 5		4- 5							
4- 5		0- 1		0- 2		HOME		0- 1		0- 0		4- 1							
0- 10		0- 0		0- 2		AWAY		0- 2		0- 4		0- 2							
0- 6		0- 0		0- 0		NEUTRAL		0- 3		0- 1		0- 2							
3- 10		0- 0		0- 2		NON-CONFERENCE		0- 4		0- 2		3- 2							
3- 0		0- 0		0- 0		HOME		0- 0		0- 0		3- 0							
0- 4		0- 0		0- 2		AWAY		0- 1		0- 1		0- 0							
0- 6		0- 0		0- 0		NEUTRAL		0- 3		0- 1		0- 2							
1- 11		0- 1		0- 2		CONFERENCE		0- 2		0- 3		1- 3							
1- 5		0- 1		0- 2		HOME		0- 1		0- 0		1- 1							
0- 6		0- 0		0- 0		AWAY		0- 1		0- 3		0- 2							
0- 0		0- 0		0- 0		NEUTRAL		0- 0		0- 0		0- 0							
RPI	S	Opponent		Score	RPI	S	Opponent		Score	RPI	S	Opponent		Score					
20	H	Northern Ill.		2 <div>3</div>	28	H	Western Mich.		0 <div>3</div>	52	H	Ohio		0 <div>3</div>					
					33	H	Ball St.		1 <div>3</div>	64	A	Eastern Mich.		0 <div>3</div>					
					36	A	Marquette		0 <div>3</div>	68	A	Milwaukee		1 <div>3</div>					
					38	A	Ohio St.		0 <div>3</div>	69	N	UAB		0 <div>3</div>					
										93	N	Arkansas St.		0 <div>3</div>					
										94	N	Albany (NY)		1 <div>3</div>					
												102 A Central Mich.		0 <div>3</div>					
												121 A Bowling Green		0 <div>3</div>					
												129 N Maryland		0 <div>3</div>					
												130 A Toledo		1 <div>3</div>					
												145 A Cleveland St.		1 <div>3</div>					
												152 N Troy		0 <div>3</div>					
												173 N Southern Miss.		2 <div>3</div>					
												177 A Miami (OH)		0 <div>3</div>					
												205 A Buffalo		2 <div>3</div>					
												205 H Buffalo		2 <div>3</div>					
												230 H Kent St.		3 0					
												233 H Bradley		3 0					
												278 H Canisius		3 1					
												308 H Saint Francis (PA)		3 0					
LAST 10 GAMES																			
130	A	Toledo		1 <div>3</div>	20	H	Northern Ill.		2 <div>3</div>										
205	A	Buffalo		2 <div>3</div>	230	H	Kent St.		3 0										
64	A	Eastern Mich.		0 <div>3</div>	52	H	Ohio		0 <div>3</div>										
102	A	Central Mich.		0 <div>3</div>	177	A	Miami (OH)		0 <div>3</div>										
28	H	Western Mich.		0 <div>3</div>	121	A	Bowling Green		0 <div>3</div>										

Non-Div. I Games:

Akron

Average RPI Win: 254		WON-LOST	WINNING	LAST 10	STRENGTH OF		OPP. STRENGTH	TEAM	ADJ	CONF.	ADJ CONF.
Average RPI Loss: 177		RECORD	PCT. RANK	GAMES	SCHEDULE		OF SCHEDULE	RPI	RPI	RPI	RPI
DIV. I ONLY		13- 13	.5 161	5- 5	210		276	202	.44329	211	27
DIV. I NON-CONF.		5- 6	.45455 193	0- 0	106		249	166	.49034	169	25
TOTALS		RPI 1-25	RPI 26-50	W-L RECORDS	RPI 51-100		RPI 101-150	RPI 150+			
13- 13	0- 0		0- 0	OVERALL	0- 2		0- 3	13- 8			
6- 1	0- 0		0- 0	HOME	0- 0		0- 0	6- 1			
3- 9	0- 0		0- 0	AWAY	0- 1		0- 2	3- 6			
4- 3	0- 0		0- 0	NEUTRAL	0- 1		0- 1	4- 1			
5- 6	0- 0		0- 0	NON-CONFERENCE	0- 1		0- 3	5- 2			
0- 0	0- 0		0- 0	HOME	0- 0		0- 0	0- 0			
1- 3	0- 0		0- 0	AWAY	0- 0		0- 2	1- 1			
4- 3	0- 0		0- 0	NEUTRAL	0- 1		0- 1	4- 1			
8- 7	0- 0		0- 0	CONFERENCE	0- 1		0- 0	8- 6			
6- 1	0- 0		0- 0	HOME	0- 0		0- 0	6- 1			
2- 6	0- 0		0- 0	AWAY	0- 1		0- 0	2- 5			
0- 0	0- 0		0- 0	NEUTRAL	0- 0		0- 0	0- 0			
RPI S	Opponent	Score	RPI S	Opponent	Score	RPI S	Opponent	Score	RPI S	Opponent	Score
						69 N	UAB	0 3	107 A	Duquesne	0 3
						95 A	Morehead St.	0 3	121 N	Bowling Green	2 3
									141 A	Pittsburgh	0 3
									152 N	Troy	3 2
									156 A	South Fla.	3 1
									170 A	Kennesaw St.	2 3
									189 A	Tennessee St.	1 3
									189 H	Tennessee St.	2 3
									206 N	Rhode Island	2 3
									209 A	UT Martin	0 3
									209 H	UT Martin	3 1
									215 N	Md.-East. Shore	3 0
									255 A	Austin Peay	2 3
									255 H	Austin Peay	3 1
									260 H	Jacksonville St.	3 0
									266 A	Southeast Mo. St.	1 3
									280 A	Murray St.	0 3
									284 A	Eastern Ill.	3 1
									284 H	Eastern Ill.	3 2
									288 A	SIU Edwardsville	3 1
									288 H	SIU Edwardsville	3 0
									298 H	Tennessee Tech	3 0
									303 N	Howard	3 1
									313 N	Bethune-Cookman	3 2
				LAST 10 GAMES							
				284 H	Eastern Ill.	3	2	266 A	Southeast Mo. St.	1	3
				288 H	SIU Edwardsville	3	0	298 H	Tennessee Tech	3	0
				209 A	UT Martin	0	3	260 H	Jacksonville St.	3	0
				189 A	Tennessee St.	1	3	255 A	Austin Peay	2	3
				280 A	Murray St.	0	3	288 A	SIU Edwardsville	3	1

Non-Div. I Games:

Eastern Ky.

Average RPI Win: 209		WON-LOST RECORD		WINNING PCT. RANK		LAST 10 GAMES		STRENGTH OF SCHEDULE		OPP. STRENGTH OF SCHEDULE		TEAM RPI		ADJ RPI		CONF. RPI		ADJ CONF. RPI	
DIV. I ONLY		8- 12		.4 219		5- 5		160		224		208		.44212 212		21		22	
DIV. I NON-CONF.		3- 5		.375 229		0- 0		172		145		204		.45735 203		19		19	
TOTALS		RPI 1-25		RPI 26-50		W-L RECORDS		RPI 51-100		RPI 101-150		RPI 150+							
8- 12		0- 0		0- 0		OVERALL		0- 2		2- 2		6- 8							
3- 5		0- 0		0- 0		HOME		0- 0		2- 1		1- 4							
2- 6		0- 0		0- 0		AWAY		0- 1		0- 1		2- 4							
3- 1		0- 0		0- 0		NEUTRAL		0- 1		0- 0		3- 0							
3- 5		0- 0		0- 0		NON-CONFERENCE		0- 2		0- 1		3- 2							
0- 3		0- 0		0- 0		HOME		0- 0		0- 1		0- 2							
0- 1		0- 0		0- 0		AWAY		0- 1		0- 0		0- 0							
3- 1		0- 0		0- 0		NEUTRAL		0- 1		0- 0		3- 0							
5- 7		0- 0		0- 0		CONFERENCE		0- 0		2- 1		3- 6							
3- 2		0- 0		0- 0		HOME		0- 0		2- 0		1- 2							
2- 5		0- 0		0- 0		AWAY		0- 0		0- 1		2- 4							
0- 0		0- 0		0- 0		NEUTRAL		0- 0		0- 0		0- 0							
RPI	S	Opponent	Score	RPI	S	Opponent	Score	RPI	S	Opponent	Score	RPI	S	Opponent	Score				
								65	A	North Dakota	0 3	115	H	Idaho	0 3				
								99	N	South Carolina	0 3	138	A	Northern Ariz.	1 3				
												138	H	Northern Ariz.	3 1				
												144	H	Sacramento St.	3 1				
												153	A	Northern Colo.	0 3				
												153	H	Northern Colo.	3 2				
												157	H	Cal St. Fullerton	1 3				
												182	H	South Dakota	0 3				
												184	A	Idaho St.	1 3				
												197	A	Portland St.	1 3				
												197	H	Portland St.	2 3				
												200	N	Green Bay	3 2				
												204	A	Eastern Wash.	2 3				
												204	H	Eastern Wash.	2 3				
												228	N	Southern Utah	3 2				
												229	N	Stony Brook	3 1				
												277	A	Weber St.	3 1				
												300	A	Montana St.	3 0				
LAST 10 GAMES																			
								197	A	Portland St.	1 3	184	A	Idaho St.	1 3				
								204	A	Eastern Wash.	2 3	277	A	Weber St.	3 1				
								153	H	Northern Colo.	3 2	300	A	Montana St.	3 0				
								138	H	Northern Ariz.	3 1	204	H	Eastern Wash.	2 3				
								144	H	Sacramento St.	3 1	197	H	Portland St.	2 3				

Non-Div. I Games:

Montana

Average RPI Win:		260	WON-LOST RECORD		WINNING PCT. RANK		LAST 10 GAMES		STRENGTH OF SCHEDULE		OPP. STRENGTH OF SCHEDULE		TEAM RPI		ADJ RPI		CONF. RPI		ADJ CONF. RPI	
Average RPI Loss:		112																		
DIV. I ONLY			10- 16		.38462 227		5- 5		183		195		215		.44121 213		15		15	
DIV. I NON-CONF.			5- 9		.35714 239		0- 0		231		234		252		.41859 248		16		16	
TOTALS		RPI 1-25		RPI 26-50		W-L RECORDS		RPI 51-100		RPI 101-150		RPI 150+								
10- 16		0- 1		0- 2		OVERALL		0- 6		0- 1		10- 6								
5- 3		0- 0		0- 0		HOME		0- 1		0- 0		5- 2								
1- 8		0- 1		0- 2		AWAY		0- 3		0- 1		1- 1								
4- 5		0- 0		0- 0		NEUTRAL		0- 2		0- 0		4- 3								
5- 9		0- 1		0- 0		NON-CONFERENCE		0- 3		0- 1		5- 4								
1- 0		0- 0		0- 0		HOME		0- 0		0- 0		1- 0								
0- 4		0- 1		0- 0		AWAY		0- 1		0- 1		0- 1								
4- 5		0- 0		0- 0		NEUTRAL		0- 2		0- 0		4- 3								
5- 7		0- 0		0- 2		CONFERENCE		0- 3		0- 0		5- 2								
4- 3		0- 0		0- 0		HOME		0- 1		0- 0		4- 2								
1- 4		0- 0		0- 2		AWAY		0- 2		0- 0		1- 0								
0- 0		0- 0		0- 0		NEUTRAL		0- 0		0- 0		0- 0								
RPI	S	Opponent		Score		RPI	S	Opponent		Score		RPI	S	Opponent		Score				
23	A	Oklahoma		0 3		26	A	Western Ky.		2 3		66	A	New Mexico St.		0 3				
						48	A	Middle Tenn.		0 3		75	A	FIU		0 3				
												78	N	Northwestern		0 3				
												86	N	LSU		1 3				
												93	A	Arkansas St.		1 3				
												93	H	Arkansas St.		1 3				

Non-Div. I Games:

UALR

[illegible]

Non-Div. I Games:

Robert Morris

M
d
.
-
E
a
s
t
.
S
h
o
r
e

Md.-East. Shore

Average RPI Win: 266		WON-LOST RECORD		WINNING PCT. RANK		LAST 10 GAMES		STRENGTH OF SCHEDULE		OPP. STRENGTH OF SCHEDULE		TEAM RPI		ADJ RPI		CONF. RPI		ADJ CONF. RPI	
DIV. I ONLY		9- 15		.375 232		5- 5		168		264		221		.43636 216		22		21	
DIV. I NON-CONF.		7- 10		.41176 216		3- 0		198		266		221		.43268 231		23		24	
TOTALS		RPI 1-25		RPI 26-50		W-L RECORDS		RPI 51-100		RPI 101-150		RPI 150+							
9- 15		0- 0		0- 0		OVERALL		0- 6		0- 4		9- 5							
5- 4		0- 0		0- 0		HOME		0- 1		0- 2		5- 1							
3- 5		0- 0		0- 0		AWAY		0- 3		0- 1		3- 1							
1- 6		0- 0		0- 0		NEUTRAL		0- 2		0- 1		1- 3							
7- 10		0- 0		0- 0		NON-CONFERENCE		0- 4		0- 1		7- 5							
4- 1		0- 0		0- 0		HOME		0- 0		0- 0		4- 1							
2- 3		0- 0		0- 0		AWAY		0- 2		0- 0		2- 1							
1- 6		0- 0		0- 0		NEUTRAL		0- 2		0- 1		1- 3							
2- 5		0- 0		0- 0		CONFERENCE		0- 2		0- 3		2- 0							
1- 3		0- 0		0- 0		HOME		0- 1		0- 2		1- 0							
1- 2		0- 0		0- 0		AWAY		0- 1		0- 1		1- 0							
0- 0		0- 0		0- 0		NEUTRAL		0- 0		0- 0		0- 0							
RPI	S	Opponent		Score	RPI	S	Opponent		Score	RPI	S	Opponent		Score					
							53 N	TCU	0 3			111 A	Utah Valley	0 3					
							56 N	Arkansas	0 3			111 H	Utah Valley	2 3					
							65 A	North Dakota	0 3			119 H	Houston Baptist	1 3					
							65 H	North Dakota	1 3			150 N	Boston College	0 3					
							88 A	Seton Hall	0 3			166 N	Princeton	1 3					
							92 A	Army	1 3			168 N	Dartmouth	3 2					
												183 H	Hofstra	3 2					
												191 H	Lehigh	3 2					
												194 N	Fairfield	1 3					
												231 N	Marist	0 3					
												235 A	Rutgers	1 3					
												244 H	Fairleigh Dickinson	2 3					
												268 H	Tex.-Pan American	3 0					
												304 H	Lafayette	3 0					
												310 H	La Salle	3 0					
												319 A	Chicago St.	3 2					
												323 A	St. Francis (NY)	3 0					
												325 A	Saint Peter's	3 0					
LAST 10 GAMES																			
							325 A	Saint Peter's	3 0			111 A	Utah Valley	0 3					
							304 H	Lafayette	3 0			65 A	North Dakota	0 3					
							65 H	North Dakota	1 3			268 H	Tex.-Pan American	3 0					
							111 H	Utah Valley	2 3			119 H	Houston Baptist	1 3					
							319 A	Chicago St.	3 2			183 H	Hofstra	3 2					

Non-Div. I Games:

NJIT

Average RPI Win:	227	WON-LOST RECORD	WINNING PCT. RANK	LAST 10 GAMES	STRENGTH OF SCHEDULE	OPP. STRENGTH OF SCHEDULE	TEAM RPI	ADJ RPI	CONF. RPI	ADJ CONF. RPI		
DIV. I ONLY		7- 13	.35	243	3- 7	175	188	224	.43614	217	19	19
DIV. I NON-CONF.		4- 6	.4	220	0- 1	248	142	233	.43798	227	21	20
<hr/>												
TOTALS	RPI 1-25	RPI 26-50			W-L RECORDS	RPI 51-100			RPI 101-150		RPI 150+	
7- 13	0- 0	0- 1			OVERALL	0- 1			0- 4		7- 7	
4- 7	0- 0	0- 0			HOME	0- 1			0- 2		4- 4	
3- 4	0- 0	0- 0			AWAY	0- 0			0- 1		3- 3	
0- 2	0- 0	0- 1			NEUTRAL	0- 0			0- 1		0- 0	
4- 6	0- 0	0- 1			NON-CONFERENCE	0- 0			0- 4		4- 1	
3- 3	0- 0	0- 0			HOME	0- 0			0- 2		3- 1	
1- 1	0- 0	0- 0			AWAY	0- 0			0- 1		1- 0	
0- 2	0- 0	0- 1			NEUTRAL	0- 0			0- 1		0- 0	
3- 7	0- 0	0- 0			CONFERENCE	0- 1			0- 0		3- 6	
1- 4	0- 0	0- 0			HOME	0- 1			0- 0		1- 3	
2- 3	0- 0	0- 0			AWAY	0- 0			0- 0		2- 3	
0- 0	0- 0	0- 0			NEUTRAL	0- 0			0- 0		0- 0	
RPI S	Opponent	Score	RPI S	Opponent	Score	RPI S	Opponent	Score	RPI S	Opponent	Score	
			38 N	Ohio St.	1 3		90 H Yale	0 3	103 H	Delaware	0 3	
									114 H	Villanova	1 3	
									130 A	Toledo	2 3	
									134 N	Alabama	2 3	
									158 A	Columbia	2 3	
									166 A	Princeton	2 3	
									166 H	Princeton	0 3	
									168 A	Dartmouth	3 2	
									168 H	Dartmouth	3 0	
									179 A	Harvard	1 3	
									179 H	Harvard	2 3	
									206 H	Rhode Island	3 0	
									219 H	William & Mary	1 3	
									224 H	UMBC	3 1	
									249 H	Temple	3 1	
									259 H	Brown	2 3	
									267 A	Cornell	3 1	
									310 A	La Salle	3 0	
<hr/>												
LAST 10 GAMES												
			168 A	Dartmouth	3 2		158 A	Columbia	2 3			
			179 A	Harvard	1 3		267 A	Cornell	3 1			
			166 H	Princeton	0 3		179 H	Harvard	2 3			
			90 H	Yale	0 3		168 H	Dartmouth	3 0			
			259 H	Brown	2 3		103 H	Delaware	0 3			

Non-Div. I Games:

Penn

Average RPI Win:	212	WON-LOST	WINNING	LAST 10	STRENGTH OF	OPP. STRENGTH	TEAM	ADJ	CONF.	ADJ CONF.	
Average RPI Loss:	117	RECORD	PCT. RANK	GAMES	SCHEDULE	OF SCHEDULE	RPI	RPI	RPI	RPI	
DIV. I ONLY	9- 15	.375	232	4- 6	221	112	219	.43602	218	11	11
DIV. I NON-CONF.	5- 6	.45455	193	0- 0	162	141	178	.47808	186	9	9
<hr/>											
TOTALS	RPI 1-25	RPI 26-50		W-L RECORDS	RPI 51-100		RPI 101-150		RPI 150+		
9- 15	0- 0	0- 3		OVERALL	0- 4		2- 3		7- 5		
4- 7	0- 0	0- 0		HOME	0- 1		1- 2		3- 4		
3- 7	0- 0	0- 2		AWAY	0- 3		1- 1		2- 1		
2- 1	0- 0	0- 1		NEUTRAL	0- 0		0- 0		2- 0		
<hr/>											
5- 6	0- 0	0- 2		NON-CONFERENCE	0- 1		1- 1		4- 2		
2- 3	0- 0	0- 0		HOME	0- 0		1- 1		1- 2		
1- 2	0- 0	0- 1		AWAY	0- 1		0- 0		1- 0		
2- 1	0- 0	0- 1		NEUTRAL	0- 0		0- 0		2- 0		
<hr/>											
4- 9	0- 0	0- 1		CONFERENCE	0- 3		1- 2		3- 3		
2- 4	0- 0	0- 0		HOME	0- 1		0- 1		2- 2		
2- 5	0- 0	0- 1		AWAY	0- 2		1- 1		1- 1		
0- 0	0- 0	0- 0		NEUTRAL	0- 0		0- 0		0- 0		
<hr/>											
RPI S	Opponent	Score	RPI S	Opponent	Score	RPI S	Opponent	Score	RPI S	Opponent	Score
			32 A	Missouri	0 3	57 A	Rice	1 3	104 H	UTEP	2 3
			43 A	Houston	1 3	69 H	UAB	2 3	109 A	SMU	1 3
			46 N	North Dakota St.	0 3	75 A	FIU	2 3	109 A	SMU	3 1
						81 A	UCF	0 3	113 H	San Diego St.	3 2
									139 H	Belmont	2 3
									151 H	Memphis	0 3
									173 H	Southern Miss.	3 0
									184 N	Idaho St.	3 0
									195 A	Marshall	2 3
									195 H	Marshall	1 3
									207 H	Southern Ill.	0 3
									241 H	South Ala.	3 2
									245 H	Lamar	1 3
									251 N	Binghamton	3 0
									270 A	Fla. Atlantic	3 0
									282 A	East Carolina	3 2
									282 H	East Carolina	3 0
<hr/>											
LAST 10 GAMES											
			195 A	Marshall	2 3	282 H	East Carolina	3 0			
			282 A	East Carolina	3 2	195 H	Marshall	1 3			
			104 H	UTEP	2 3	109 A	SMU	1 3			
			81 A	UCF	0 3	109 A	SMU	3 1			
			173 H	Southern Miss.	3 0	151 H	Memphis	0 3			

Non-Div. I Games:

Tulane

Average RPI Win:	206	WON-LOST RECORD	WINNING PCT. RANK	LAST 10 GAMES	STRENGTH OF SCHEDULE	OPP. STRENGTH OF SCHEDULE	TEAM RPI	ADJ RPI	CONF. RPI	ADJ CONF. RPI		
Average RPI Loss:	149											
DIV. I ONLY		8- 15	.34783	244	3- 7	157	176	214	.43576	219	16	16
DIV. I NON-CONF.		6- 6	.5	164	1- 0	167	189	172	.48209	179	15	15
<hr/>												
TOTALS	RPI 1-25	RPI 26-50		W-L RECORDS		RPI 51-100		RPI 101-150		RPI 150+		
8- 15	0- 0	0- 0		OVERALL		0- 2		1- 6		7- 7		
2- 4	0- 0	0- 0		HOME		0- 0		1- 3		1- 1		
4- 6	0- 0	0- 0		AWAY		0- 2		0- 1		4- 3		
2- 5	0- 0	0- 0		NEUTRAL		0- 0		0- 2		2- 3		
<hr/>												
6- 6	0- 0	0- 0		NON-CONFERENCE		0- 1		1- 2		5- 3		
1- 0	0- 0	0- 0		HOME		0- 0		1- 0		0- 0		
3- 1	0- 0	0- 0		AWAY		0- 1		0- 0		3- 0		
2- 5	0- 0	0- 0		NEUTRAL		0- 0		0- 2		2- 3		
<hr/>												
2- 9	0- 0	0- 0		CONFERENCE		0- 1		0- 4		2- 4		
1- 4	0- 0	0- 0		HOME		0- 0		0- 3		1- 1		
1- 5	0- 0	0- 0		AWAY		0- 1		0- 1		1- 3		
0- 0	0- 0	0- 0		NEUTRAL		0- 0		0- 0		0- 0		
<hr/>												
RPI S	Opponent	Score	RPI S	Opponent	Score	RPI S	Opponent	Score	RPI S	Opponent	Score	
						71 A	Northeastern	0 3	103 H	Delaware	0 3	
						74 A	Appalachian St.	2 3	105 A	James Madison	0 3	
									105 H	James Madison	0 3	
									113 N	San Diego St.	0 3	
									114 H	Villanova	3 2	
									124 N	IUPUI	2 3	
									136 H	Towson	0 3	
									169 H	VCU	0 3	
									170 N	Kennesaw St.	1 3	
									183 A	Hofstra	0 3	
									193 A	Georgia St.	3 0	
									206 N	Rhode Island	1 3	
									207 N	Southern Ill.	3 2	
									214 N	Robert Morris	3 0	
									217 A	Penn	3 1	
									221 A	George Mason	1 3	
									221 H	George Mason	3 1	
									224 N	UMBC	0 3	
									230 A	Kent St.	3 1	
									236 A	UNC Wilmington	2 3	
									254 A	Presbyterian	3 2	
LAST 10 GAMES												
						183 A	Hofstra	0 3	103 H	Delaware	0 3	
						71 A	Northeastern	0 3	114 H	Villanova	3 2	
						105 H	James Madison	0 3	169 H	VCU	0 3	
						221 H	George Mason	3 1	193 A	Georgia St.	3 0	
						136 H	Towson	0 3	236 A	UNC Wilmington	2 3	

Non-Div. I Games:

William & Mary

Average RPI Win:	256	WON-LOST RECORD	WINNING PCT. RANK	LAST 10 GAMES	STRENGTH OF SCHEDULE	OPP. STRENGTH OF SCHEDULE	TEAM RPI	ADJ RPI	CONF. RPI	ADJ CONF. RPI		
DIV. I ONLY		13- 11	.54167	137	4- 6	299	198	220	.43534	220	24	23
DIV. I NON-CONF.		6- 5	.54545	151	0- 1	294	184	216	.44606	212	22	21
<hr/>												
TOTALS	RPI 1-25	RPI 26-50		W-L RECORDS		RPI 51-100		RPI 101-150		RPI 150+		
13- 11	0- 1	0- 1		OVERALL		0- 2		0- 1		13- 6		
9- 3	0- 0	0- 0		HOME		0- 1		0- 1		9- 1		
3- 7	0- 1	0- 0		AWAY		0- 1		0- 0		3- 5		
1- 1	0- 0	0- 1		NEUTRAL		0- 0		0- 0		1- 0		
<hr/>												
6- 5	0- 1	0- 1		NON-CONFERENCE		0- 1		0- 0		6- 2		
4- 1	0- 0	0- 0		HOME		0- 1		0- 0		4- 0		
1- 3	0- 1	0- 0		AWAY		0- 0		0- 0		1- 2		
1- 1	0- 0	0- 1		NEUTRAL		0- 0		0- 0		1- 0		
<hr/>												
7- 6	0- 0	0- 0		CONFERENCE		0- 1		0- 1		7- 4		
5- 2	0- 0	0- 0		HOME		0- 0		0- 1		5- 1		
2- 4	0- 0	0- 0		AWAY		0- 1		0- 0		2- 3		
0- 0	0- 0	0- 0		NEUTRAL		0- 0		0- 0		0- 0		
<hr/>												
RPI	S	Opponent	Score	RPI	S	Opponent	Score	RPI	S	Opponent	Score	
20	A	Northern Ill.	0 3	39	N	Arizona	0 3	68	A	Milwaukee	0 3	
								78	H	Northwestern	0 3	
								145	H	Cleveland St.	0 3	
								161	A	Valparaiso	0 3	
								161	H	Valparaiso	0 3	
								171	A	Evansville	2 3	
								186	A	Butler	0 3	
								186	H	Butler	3 2	
								200	A	Green Bay	3 2	
								200	H	Green Bay	3 0	
								233	A	Bradley	3 0	
								250	H	Western Ill.	3 1	
								253	H	DePaul	3 1	
								257	A	Wright St.	0 3	
								257	H	Wright St.	3 0	
								266	N	Southeast Mo. St.	3 2	
								283	A	Loyola Chicago	3 1	
								283	H	Loyola Chicago	3 0	
								284	A	Eastern Ill.	1 3	
								300	H	Montana St.	3 1	
								302	H	Youngstown St.	3 0	
								319	H	Chicago St.	3 0	
				LAST 10 GAMES								
				186 A Butler 0 3				161 H Valparaiso 0 3				
				257 A Wright St. 0 3				145 H Cleveland St. 0 3				
				283 H Loyola Chicago 3 0				302 H Youngstown St. 3 0				
				200 H Green Bay 3 0				68 A Milwaukee 0 3				
				284 A Eastern Ill. 1 3				257 H Wright St. 3 0				

Non-Div. I Games: Neb. Omaha 3 1

Ill.-Chicago

Average RPI Win: 245		WON-LOST RECORD		WINNING PCT. RANK		LAST 10 GAMES		STRENGTH OF SCHEDULE		OPP. STRENGTH OF SCHEDULE		TEAM RPI		ADJ RPI		CONF. RPI		ADJ CONF. RPI					
Average RPI Loss: 130																							
DIV. I ONLY		7- 16		.30435 268		1- 9		156		177		233		.43505 221		16		16					
DIV. I NON-CONF.		5- 7		.41667 207		0- 0		146		198		192		.48059 180		15		15					
TOTALS		RPI 1-25		RPI 26-50		W-L RECORDS		RPI 51-100		RPI 101-150		RPI 150+											
7- 16		0- 0		0- 1		OVERALL		0- 3		0- 7		7- 5											
5- 3		0- 0		0- 0		HOME		0- 1		0- 1		5- 1											
1- 9		0- 0		0- 0		AWAY		0- 1		0- 4		1- 4											
1- 4		0- 0		0- 1		NEUTRAL		0- 1		0- 2		1- 0											
5- 7		0- 0		0- 1		NON-CONFERENCE		0- 2		0- 4		5- 0											
3- 1		0- 0		0- 0		HOME		0- 0		0- 1		3- 0											
1- 2		0- 0		0- 0		AWAY		0- 1		0- 1		1- 0											
1- 4		0- 0		0- 1		NEUTRAL		0- 1		0- 2		1- 0											
2- 9		0- 0		0- 0		CONFERENCE		0- 1		0- 3		2- 5											
2- 2		0- 0		0- 0		HOME		0- 1		0- 0		2- 1											
0- 7		0- 0		0- 0		AWAY		0- 0		0- 3		0- 4											
0- 0		0- 0		0- 0		NEUTRAL		0- 0		0- 0		0- 0											
RPI	S	Opponent		Score		RPI	S	Opponent		Score		RPI	S	Opponent		Score		RPI	S	Opponent		Score	
28	N	Western Mich.		0 3		71	H	Northeastern		0 3		102	N	Central Mich.		1 3		103	A	Delaware		1 3	
						74	N	Appalachian St.		1 3		105	A	James Madison		0 3		110	N	Georgetown		0 3	
						95	A	Morehead St.		0 3		127	A	George Washington		1 3		128	H	American		0 3	
												136	A	Towson		0 3		169	A	VCU		2 3	
												169	H	VCU		3 1		183	H	Hofstra		0 3	
												193	A	Georgia St.		2 3		195	A	Marshall		3 1	
												219	A	William & Mary		1 3		219	H	William & Mary		3 1	
												236	A	UNC Wilmington		2 3		248	H	UNC Greensboro		3 1	
												282	N	East Carolina		3 0		295	H	High Point		3 0	
												305	H	Navy		3 0							
LAST 10 GAMES																							
236	A	UNC Wilmington		2 3		71	H	Northeastern		0 3		103	A	Delaware		1 3		136	A	Towson		0 3	
193	A	Georgia St.		2 3		105	A	James Madison		0 3		219	H	William & Mary		3 1							
169	A	VCU		2 3		219	H	William & Mary		3 1													
219	A	William & Mary		1 3																			
183	H	Hofstra		0 3																			

Non-Div. I Games:

George Mason

Average RPI Win:		259	WON-LOST RECORD		WINNING PCT. RANK		LAST 10 GAMES		STRENGTH OF SCHEDULE		OPP. STRENGTH OF SCHEDULE		TEAM RPI		ADJ RPI		CONF. RPI		ADJ CONF. RPI		
Average RPI Loss:		145																			
DIV. I ONLY			11- 17		.39286 223		5- 5		170		230		213		.43503 222		18		18		
DIV. I NON-CONF.			5- 11		.3125 256		0- 1		216		221		258		.40588 261		20		22		
TOTALS		RPI 1-25		RPI 26-50		W-L RECORDS		RPI 51-100		RPI 101-150		RPI 150+									
11- 17		0- 1		0- 2		OVERALL		0- 5		0- 2		11- 7									
4- 3		0- 0		0- 0		HOME		0- 2		0- 0		4- 1									
3- 9		0- 1		0- 0		AWAY		0- 2		0- 2		3- 4									
4- 5		0- 0		0- 2		NEUTRAL		0- 1		0- 0		4- 2									
5- 11		0- 1		0- 2		NON-CONFERENCE		0- 1		0- 2		5- 5									
1- 0		0- 0		0- 0		HOME		0- 0		0- 0		1- 0									
0- 6		0- 1		0- 0		AWAY		0- 0		0- 2		0- 3									
4- 5		0- 0		0- 2		NEUTRAL		0- 1		0- 0		4- 2									
6- 6		0- 0		0- 0		CONFERENCE		0- 4		0- 0		6- 2									
3- 3		0- 0		0- 0		HOME		0- 2		0- 0		3- 1									
3- 3		0- 0		0- 0		AWAY		0- 2		0- 0		3- 1									
0- 0		0- 0		0- 0		NEUTRAL		0- 0		0- 0		0- 0									
RPI	S	Opponent		Score		RPI	S	Opponent		Score		RPI	S	Opponent		Score					
10	A	Purdue		0 3		28	N	Western Mich.		0 3		54	N	Wisconsin		0 3					
						33	N	Ball St.		0 3		73	H	Furman		1 3					
												74	A	Appalachian St.		0 3					
												76	H	Samford		0 3					
												98	A	Col. of Charleston		1 3					
												117	A	North Carolina St.		0 3					
												146	A	Virginia		0 3					
												188	A	Elon		0 3					
												188	H	Elon		3 2					
												199	A	UNC Asheville		0 3					
												199	H	UNC Asheville		3 1					
												201	A	Davidson		3 2					
												242	N	Campbell		3 0					
												248	A	UNC Greensboro		3 0					
												248	H	UNC Greensboro		1 3					
												260	N	Jacksonville St.		0 3					
												275	H	Chattanooga		3 1					
												281	H	Wofford		3 2					
												287	A	S.C. Upstate		0 3					
												287	N	S.C. Upstate		0 3					
												292	A	Citadel		3 0					
												293	A	Gardner-Webb		0 3					
												293	N	Gardner-Webb		3 2					
												301	N	Charleston So.		3 0					
												324	N	N.C. A&T		3 0					
LAST 10 GAMES																					
248 H UNC Greensboro						1 3		281 H Wofford						3 2							
188 H Elon						3 2		74 A Appalachian St.						0 3							
98 A Col. of Charleston						1 3		201 A Davidson						3 2							
292 A Citadel						3 0		199 A UNC Asheville						0 3							
73 H Furman						1 3		248 A UNC Greensboro						3 0							

Non-Div. I Games:

Western Caro.

Average RPI Win:	239	WON-LOST RECORD	WINNING PCT. RANK	LAST 10 GAMES	STRENGTH OF SCHEDULE	OPP. STRENGTH OF SCHEDULE	TEAM RPI	ADJ RPI	CONF. RPI	ADJ CONF. RPI	
Average RPI Loss:	118										
DIV. I ONLY	10- 17	.37037	237	1- 9	207	153	226	.43457	223	12	12
DIV. I NON-CONF.	9- 8	.52941	160	0- 0	274	208	206	.45239	206	11	11
<hr/>											
TOTALS	RPI 1-25	RPI 26-50		W-L RECORDS	RPI 51-100		RPI 101-150		RPI 150+		
10- 17	0- 1	0- 3		OVERALL	0- 2		2- 4		8- 7		
3- 6	0- 0	0- 1		HOME	0- 2		0- 1		3- 2		
2- 8	0- 1	0- 2		AWAY	0- 0		1- 1		1- 4		
5- 3	0- 0	0- 0		NEUTRAL	0- 0		1- 2		4- 1		
<hr/>											
9- 8	0- 0	0- 1		NON-CONFERENCE	0- 1		1- 2		8- 4		
3- 2	0- 0	0- 0		HOME	0- 1		0- 0		3- 1		
1- 3	0- 0	0- 1		AWAY	0- 0		0- 0		1- 2		
5- 3	0- 0	0- 0		NEUTRAL	0- 0		1- 2		4- 1		
<hr/>											
1- 9	0- 1	0- 2		CONFERENCE	0- 1		1- 2		0- 3		
0- 4	0- 0	0- 1		HOME	0- 1		0- 1		0- 1		
1- 5	0- 1	0- 1		AWAY	0- 0		1- 1		0- 2		
0- 0	0- 0	0- 0		NEUTRAL	0- 0		0- 0		0- 0		
<hr/>											
RPI	S	Opponent	Score	RPI	S	Opponent	Score	RPI	S	Opponent	Score
24	A	Cincinnati	0 3	36	H	Marquette	0 3	58	H	Notre Dame	1 3
				37	A	Michigan St.	0 3	71	H	Northeastern	0 3
				49	A	Louisville	0 3				

Non-Div. I Games:

St. John's (NY)

Average RPI Win: 272		WON-LOST	WINNING	LAST 10	STRENGTH OF		OPP. STRENGTH	TEAM	ADJ		CONF.	ADJ CONF.
Average RPI Loss: 166		RECORD	PCT. RANK	GAMES	SCHEDULE		OF SCHEDULE	RPI	RPI		RPI	RPI
DIV. I ONLY		13- 11	.54167	137	3- 7		281	269	217		.43234	224
DIV. I NON-CONF.		10- 5	.66667	81	0- 1		288	270	191		.46958	193
TOTALS		RPI 1-25	RPI 26-50		W-L RECORDS		RPI 51-100		RPI 101-150		RPI 150+	
13- 11	0- 0	0- 2		OVERALL		0- 2		0- 1		13- 6		
5- 4	0- 0	0- 0		HOME		0- 1		0- 1		5- 2		
3- 6	0- 0	0- 1		AWAY		0- 1		0- 0		3- 4		
5- 1	0- 0	0- 1		NEUTRAL		0- 0		0- 0		5- 0		
10- 5	0- 0	0- 2		NON-CONFERENCE		0- 0		0- 1		10- 2		
3- 2	0- 0	0- 0		HOME		0- 0		0- 1		3- 1		
2- 2	0- 0	0- 1		AWAY		0- 0		0- 0		2- 1		
5- 1	0- 0	0- 1		NEUTRAL		0- 0		0- 0		5- 0		
3- 6	0- 0	0- 0		CONFERENCE		0- 2		0- 0		3- 4		
2- 2	0- 0	0- 0		HOME		0- 1		0- 0		2- 1		
1- 4	0- 0	0- 0		AWAY		0- 1		0- 0		1- 3		
0- 0	0- 0	0- 0		NEUTRAL		0- 0		0- 0		0- 0		
RPI S	Opponent	Score	RPI S	Opponent	Score	RPI S	Opponent	Score	RPI S	Opponent	Score	
			30 N	Washington	0 3	94 A	Albany (NY)	0 3	136 H	Towson	0 3	
			50 A	Long Beach St.	0 3	94 H	Albany (NY)	2 3	190 A	UC Riverside	3 1	
									206 N	Rhode Island	3 1	
									217 A	Penn	1 3	
									219 N	William & Mary	3 0	
									229 A	Stony Brook	2 3	
									229 H	Stony Brook	2 3	
									238 A	New Hampshire	1 3	
									244 H	Fairleigh Dickinson	2 3	
									251 A	Binghamton	3 1	
									251 H	Binghamton	3 0	
									265 A	Hartford	2 3	
									291 N	Loyola Maryland	3 0	
									296 N	Prairie View	3 0	
									297 A	Morgan St.	3 0	
									302 H	Youngstown St.	3 1	
									305 H	Navy	3 0	
									306 H	Norfolk St.	3 0	
									307 H	Providence	3 0	
									320 N	Coppin St.	3 0	
			LAST 10 GAMES									
			251 A	Binghamton	3 1	265 A	Hartford	2 3				
			94 A	Albany (NY)	0 3	94 H	Albany (NY)	2 3				
			229 A	Stony Brook	2 3	251 H	Binghamton	3 0				
			307 H	Providence	3 0	229 H	Stony Brook	2 3				
			238 A	New Hampshire	1 3	217 A	Penn	1 3				

Non-Div. I Games:

UMBC

[illegible]

Non-Div. I Games:

North Florida

Average RPI Win:	250	WON-LOST RECORD	WINNING PCT. RANK	LAST 10 GAMES	STRENGTH OF SCHEDULE	OPP. STRENGTH OF SCHEDULE	TEAM RPI	ADJ RPI	CONF. RPI	ADJ CONF. RPI	
DIV. I ONLY		11- 13	.45833 183	2- 8	270	173	229	.42883 226	8	9	
DIV. I NON-CONF.		8- 3	.72727 59	0- 0	325	314	245	.42248 244	8	8	
<hr/>											
TOTALS	RPI 1-25	RPI 26-50		W-L RECORDS	RPI 51-100		RPI 101-150		RPI 150+		
11- 13	0- 2	0- 2		OVERALL	0- 3		0- 0		11- 6		
7- 6	0- 1	0- 0		HOME	0- 1		0- 0		7- 4		
2- 7	0- 1	0- 2		AWAY	0- 2		0- 0		2- 2		
2- 0	0- 0	0- 0		NEUTRAL	0- 0		0- 0		2- 0		
8- 3	0- 0	0- 0		NON-CONFERENCE	0- 0		0- 0		8- 3		
4- 3	0- 0	0- 0		HOME	0- 0		0- 0		4- 3		
2- 0	0- 0	0- 0		AWAY	0- 0		0- 0		2- 0		
2- 0	0- 0	0- 0		NEUTRAL	0- 0		0- 0		2- 0		
3- 10	0- 2	0- 2		CONFERENCE	0- 3		0- 0		3- 3		
3- 3	0- 1	0- 0		HOME	0- 1		0- 0		3- 1		
0- 7	0- 1	0- 2		AWAY	0- 2		0- 0		0- 2		
0- 0	0- 0	0- 0		NEUTRAL	0- 0		0- 0		0- 0		
<hr/>											
RPI S	Opponent	Score	RPI S	Opponent	Score	RPI S	Opponent	Score	RPI S	Opponent	Score
5 A	UNI	0 3	40 A	Missouri St.	0 3	55 A	Creighton	0 3	167 N	Connecticut	3 0
5 H	UNI	0 3	44 A	Wichita St.	0 3	55 H	Creighton	0 3	171 H	Evansville	3 1
						100 A	Illinois St.	1 3	177 H	Miami (OH)	2 3
									180 A	Drake	1 3
									180 H	Drake	3 1
									194 N	Fairfield	3 1
									207 H	Southern Ill.	1 3
									233 A	Bradley	1 3
									233 H	Bradley	3 2
									238 A	New Hampshire	3 0
									250 H	Western Ill.	0 3
									284 H	Eastern Ill.	3 0
									288 H	SIU Edwardsville	1 3
									319 A	Chicago St.	3 0
									319 H	Chicago St.	3 0
									320 H	Coppin St.	3 0
									327 H	Savannah St.	3 0
<hr/>											
LAST 10 GAMES											
180 H Drake 3 1						171 H Evansville 3 1					
55 H Creighton 0 3						207 H Southern Ill. 1 3					
5 A UNI 0 3						55 A Creighton 0 3					
233 A Bradley 1 3						180 A Drake 1 3					
100 A Illinois St. 1 3						5 H UNI 0 3					

Non-Div. I Games:

Indiana St.

Average RPI Win: 241		WON-LOST	WINNING	LAST 10	STRENGTH OF	OPP. STRENGTH	TEAM	ADJ	CONF.	ADJ CONF.		
Average RPI Loss: 148		RECORD	PCT. RANK	GAMES	SCHEDULE	OF SCHEDULE	RPI	RPI	RPI	RPI		
DIV. I ONLY		9- 14	.3913	225	4- 5	211	210	230	.42736	227	14	14
DIV. I NON-CONF.		5- 4	.55556	147	0- 0	279	306	216	.44046	219	14	14
<hr/>												
TOTALS		RPI 1-25		RPI 26-50		W-L RECORDS		RPI 51-100		RPI 101-150		RPI 150+
9- 14		0- 0		0- 1		OVERALL		0- 4		1- 4		8- 5
4- 6		0- 0		0- 1		HOME		0- 1		0- 3		4- 1
3- 6		0- 0		0- 0		AWAY		0- 3		1- 1		2- 2
2- 2		0- 0		0- 0		NEUTRAL		0- 0		0- 0		2- 2
5- 4		0- 0		0- 0		NON-CONFERENCE		0- 1		0- 1		5- 2
2- 1		0- 0		0- 0		HOME		0- 0		0- 1		2- 0
1- 1		0- 0		0- 0		AWAY		0- 1		0- 0		1- 0
2- 2		0- 0		0- 0		NEUTRAL		0- 0		0- 0		2- 2
4- 10		0- 0		0- 1		CONFERENCE		0- 3		1- 3		3- 3
2- 5		0- 0		0- 1		HOME		0- 1		0- 2		2- 1
2- 5		0- 0		0- 0		AWAY		0- 2		1- 1		1- 2
0- 0		0- 0		0- 0		NEUTRAL		0- 0		0- 0		0- 0
RPI S	Opponent	Score	RPI S	Opponent	Score	RPI S	Opponent	Score	RPI S	Opponent	Score	
			46 H	North Dakota St.	1 3	61 A	IPFW	1 3	124 A	IUPUI	3 2	
						67 A	Oral Roberts	0 3	124 H	IUPUI	0 3	
						67 H	Oral Roberts	1 3	137 A	Oakland	0 3	
						92 A	Army	2 3	139 H	Belmont	0 3	
									147 H	South Dakota St.	0 3	
									182 A	South Dakota	0 3	
									182 H	South Dakota	3 2	
									209 H	UT Martin	3 0	
									228 A	Southern Utah	0 3	
									228 H	Southern Utah	3 1	
									250 A	Western Ill.	3 2	
									250 H	Western Ill.	1 3	
									262 N	Bryant	2 3	
									265 N	Hartford	0 3	
									271 A	Radford	3 2	
									287 N	S.C. Upstate	3 0	
									300 H	Montana St.	3 1	
									319 N	Chicago St.	3 1	
<hr/>												
LAST 10 GAMES												
			250 A	Western Ill.	3 2	61 A	IPFW	1 3				
			124 A	IUPUI	3 2	137 A	Oakland	0 3				
			182 H	South Dakota	3 2	46 H	North Dakota St.	1 3				
			228 H	Southern Utah	3 1	124 H	IUPUI	0 3				
			67 H	Oral Roberts	1 3	250 H	Western Ill.	1 3				

Non-Div. I Games: Neb. Omaha 3 2 Neb. Omaha 2 3

UMKC

Average RPI Win:	198	WON-LOST RECORD	WINNING PCT. RANK	LAST 10 GAMES	STRENGTH OF SCHEDULE	OPP. STRENGTH OF SCHEDULE	TEAM RPI	ADJ RPI	CONF. RPI	ADJ CONF. RPI	
Average RPI Loss:	135										
DIV. I ONLY	8- 18	.30769	265	4- 6	162	154	231	.42733	228	14	14
DIV. I NON-CONF.	3- 8	.27273	265	1- 0	195	162	256	.41033	259	14	14
<hr/>											
TOTALS	RPI 1-25	RPI 26-50		W-L RECORDS	RPI 51-100		RPI 101-150		RPI 150+		
8- 18	0- 0	0- 1		OVERALL	0- 5		3- 5		5- 7		
5- 6	0- 0	0- 0		HOME	0- 2		2- 1		3- 3		
2- 9	0- 0	0- 1		AWAY	0- 3		0- 4		2- 1		
1- 3	0- 0	0- 0		NEUTRAL	0- 0		1- 0		0- 3		
<hr/>											
3- 8	0- 0	0- 0		NON-CONFERENCE	0- 2		2- 1		1- 5		
2- 3	0- 0	0- 0		HOME	0- 1		1- 0		1- 2		
0- 2	0- 0	0- 0		AWAY	0- 1		0- 1		0- 0		
1- 3	0- 0	0- 0		NEUTRAL	0- 0		1- 0		0- 3		
<hr/>											
5- 10	0- 0	0- 1		CONFERENCE	0- 3		1- 4		4- 2		
3- 3	0- 0	0- 0		HOME	0- 1		1- 1		2- 1		
2- 7	0- 0	0- 1		AWAY	0- 2		0- 3		2- 1		
0- 0	0- 0	0- 0		NEUTRAL	0- 0		0- 0		0- 0		
<hr/>											
RPI S	Opponent	Score	RPI S	Opponent	Score	RPI S	Opponent	Score	RPI S	Opponent	Score
			46 A	North Dakota St.	0 3	61 A	IPFW	1 3	124 A	IUPUI	1 3
						61 H	IPFW	1 3	124 H	IUPUI	3 1
						65 A	North Dakota	0 3	135 N	Cal St. Northridge	3 1
						67 A	Oral Roberts	1 3	137 A	Oakland	0 3
						77 H	Pacific	0 3	137 H	Oakland	1 3
									147 A	South Dakota St.	1 3
									148 A	UNLV	2 3
									149 H	Utah St.	3 2
									163 H	Boise St.	0 3
									180 H	Drake	1 3
									182 A	South Dakota	3 2
									182 H	South Dakota	2 3
									200 N	Green Bay	0 3
									204 N	Eastern Wash.	2 3
									212 N	Montana	2 3
									227 A	UMKC	1 3
									227 H	UMKC	3 0
									250 A	Western Ill.	3 2
									250 H	Western Ill.	3 0
									269 H	CSU Bakersfield	3 2
<hr/>											
LAST 10 GAMES											
	137 A	Oakland	0	3	182 A	South Dakota	3	2			
	61 A	IPFW	1	3	269 H	CSU Bakersfield	3	2			
	250 H	Western Ill.	3	0	147 A	South Dakota St.	1	3			
	124 H	IUPUI	3	1	46 A	North Dakota St.	0	3			
	227 A	UMKC	1	3	61 H	IPFW	1	3			

Non-Div. I Games:

Southern Utah

Average RPI Win:	266	WON-LOST	WINNING	LAST 10	STRENGTH OF	OPP. STRENGTH	TEAM	ADJ	CONF.	ADJ CONF.					
Average RPI Loss:	181	RECORD	PCT. RANK	GAMES	SCHEDULE	OF SCHEDULE	RPI	RPI	RPI	RPI					
DIV. I ONLY	12- 11	.52174	153	6- 4	276	275	223	.42688	229	25	26				
DIV. I NON-CONF.	7- 7	.5	164	1- 0	298	277	250	.4122	256	26	26				
<hr/>															
TOTALS	RPI 1-25	RPI 26-50		W-L RECORDS		RPI 51-100		RPI 101-150		RPI 150+					
12- 11	0- 0	0- 0		OVERALL		0- 3		0- 1		12- 7					
5- 3	0- 0	0- 0		HOME		0- 1		0- 0		5- 2					
4- 5	0- 0	0- 0		AWAY		0- 1		0- 0		4- 4					
3- 3	0- 0	0- 0		NEUTRAL		0- 1		0- 1		3- 1					
<hr/>															
7- 7	0- 0	0- 0		NON-CONFERENCE		0- 1		0- 1		7- 5					
2- 2	0- 0	0- 0		HOME		0- 0		0- 0		2- 2					
2- 2	0- 0	0- 0		AWAY		0- 0		0- 0		2- 2					
3- 3	0- 0	0- 0		NEUTRAL		0- 1		0- 1		3- 1					
<hr/>															
5- 4	0- 0	0- 0		CONFERENCE		0- 2		0- 0		5- 2					
3- 1	0- 0	0- 0		HOME		0- 1		0- 0		3- 0					
2- 3	0- 0	0- 0		AWAY		0- 1		0- 0		2- 2					
0- 0	0- 0	0- 0		NEUTRAL		0- 0		0- 0		0- 0					
<hr/>															
RPI	S	Opponent	Score	RPI	S	Opponent	Score	RPI	S	Opponent	Score				
						94	A	Albany (NY)	0	3	121	N	Bowling Green	0	3
						94	H	Albany (NY)	0	3	176	A	Long Island	3	0
						99	N	South Carolina	1	3	196	A	Central Conn. St.	1	3
						206	H	Rhode Island	2	3					
						212	N	Montana	1	3					
						224	A	UMBC	3	2					
						224	H	UMBC	3	2					
						230	H	Kent St.	0	3					
						238	A	New Hampshire	2	3					
						249	A	Temple	2	3					
						251	A	Binghamton	0	3					
						251	H	Binghamton	3	2					
						265	A	Hartford	3	2					
						273	H	Iona	3	1					
						276	A	Bucknell	3	2					
						276	N	Bucknell	3	0					
						279	H	Fordham	3	2					
307	H	Providence	3	0											
320	N	Coppin St.	3	2											
325	N	Saint Peter's	3	0											
<hr/>															
				LAST 10 GAMES											
				94 A Albany (NY)				0 3							
				251 A Binghamton				0 3							
				224 H UMBC				3 2							
				307 H Providence				3 0							
				176 A Long Island				3 0							
				265 A Hartford				3 2							
				238 A New Hampshire				2 3							
				251 H Binghamton				3 2							
				94 H Albany (NY)				0 3							
				224 A UMBC				3 2							

Non-Div. I Games:

Stony Brook

Average RPI Win:	239	WON-LOST RECORD	WINNING PCT. RANK	LAST 10 GAMES	STRENGTH OF SCHEDULE	OPP. STRENGTH OF SCHEDULE	TEAM RPI	ADJ RPI	CONF. RPI	ADJ CONF. RPI	
Average RPI Loss:	140										
DIV. I ONLY		9- 18	.33333 249	2- 8	163	196	225	.42633 230	7	7	
DIV. I NON-CONF.		7- 8	.46667 185	0- 0	235	286	224	.43022 234	10	10	
<hr/>											
TOTALS	RPI 1-25	RPI 26-50		W-L RECORDS	RPI 51-100		RPI 101-150		RPI 150+		
9- 18	0- 1	0- 2		OVERALL	0- 2		1- 6		8- 7		
3- 8	0- 0	0- 1		HOME	0- 2		1- 3		2- 2		
5- 5	0- 1	0- 1		AWAY	0- 0		0- 2		5- 1		
1- 5	0- 0	0- 0		NEUTRAL	0- 0		0- 1		1- 4		
<hr/>											
7- 8	0- 0	0- 0		NON-CONFERENCE	0- 1		1- 2		6- 5		
3- 3	0- 0	0- 0		HOME	0- 1		1- 1		2- 1		
3- 0	0- 0	0- 0		AWAY	0- 0		0- 0		3- 0		
1- 5	0- 0	0- 0		NEUTRAL	0- 0		0- 1		1- 4		
<hr/>											
2- 10	0- 1	0- 2		CONFERENCE	0- 1		0- 4		2- 2		
0- 5	0- 0	0- 1		HOME	0- 1		0- 2		0- 1		
2- 5	0- 1	0- 1		AWAY	0- 0		0- 2		2- 1		
0- 0	0- 0	0- 0		NEUTRAL	0- 0		0- 0		0- 0		
<hr/>											
RPI S	Opponent	Score	RPI S	Opponent	Score	RPI S	Opponent	Score	RPI S	Opponent	Score
20 A	Northern Ill.	0 3	28 A	Western Mich.	0 3	52 H	Ohio	0 3	102 A	Central Mich.	1 3
			33 H	Ball St.	0 3	61 H	IPFW	0 3	103 N	Delaware	0 3
									121 A	Bowling Green	0 3
									121 H	Bowling Green	0 3
									124 H	IUPUI	0 3
									130 H	Toledo	0 3
									145 H	Cleveland St.	3 2
									177 A	Miami (OH)	3 2
									177 H	Miami (OH)	0 3
									205 A	Buffalo	3 2
									206 N	Rhode Island	2 3
									210 A	Akron	0 3
									214 H	Robert Morris	3 2
									219 H	William & Mary	1 3
									229 A	Stony Brook	3 0
									250 N	Western Ill.	2 3
									273 N	Iona	1 3
									278 A	Canisius	3 2
									281 N	Wofford	0 3
									288 A	SIU Edwardsville	3 2
									302 H	Youngstown St.	3 2
									316 N	Ark.-Pine Bluff	3 0
<hr/>											
			LAST 10 GAMES								
			177 A	Miami (OH)	3 2	130 H	Toledo	0 3			
			121 A	Bowling Green	0 3	210 A	Akron	0 3			
			28 A	Western Mich.	0 3	205 A	Buffalo	3 2			
			20 A	Northern Ill.	0 3	102 A	Central Mich.	1 3			
			33 H	Ball St.	0 3	52 H	Ohio	0 3			

Non-Div. I Games:

Kent St.

Average RPI Win: 287		WON-LOST RECORD		WINNING PCT. RANK		LAST 10 GAMES		STRENGTH OF SCHEDULE		OPP. STRENGTH OF SCHEDULE		TEAM RPI		ADJ RPI		CONF. RPI		ADJ CONF. RPI	
DIV. I ONLY		11- 12		.47826 174		6- 4		251		286		235		.42513 231		30		31	
DIV. I NON-CONF.		3- 7		.3 258		0- 0		138		223		227		.44385 216		31		31	
TOTALS		RPI 1-25		RPI 26-50		W-L RECORDS		RPI 51-100		RPI 101-150		RPI 150+							
11- 12		0- 0		0- 0		OVERALL		0- 1		0- 5		11- 6							
4- 3		0- 0		0- 0		HOME		0- 0		0- 0		4- 3							
5- 6		0- 0		0- 0		AWAY		0- 1		0- 3		5- 2							
2- 3		0- 0		0- 0		NEUTRAL		0- 0		0- 2		2- 1							
3- 7		0- 0		0- 0		NON-CONFERENCE		0- 1		0- 5		3- 1							
0- 0		0- 0		0- 0		HOME		0- 0		0- 0		0- 0							
1- 4		0- 0		0- 0		AWAY		0- 1		0- 3		1- 0							
2- 3		0- 0		0- 0		NEUTRAL		0- 0		0- 2		2- 1							
8- 5		0- 0		0- 0		CONFERENCE		0- 0		0- 0		8- 5							
4- 3		0- 0		0- 0		HOME		0- 0		0- 0		4- 3							
4- 2		0- 0		0- 0		AWAY		0- 0		0- 0		4- 2							
0- 0		0- 0		0- 0		NEUTRAL		0- 0		0- 0		0- 0							
RPI S	Opponent	Score		RPI S	Opponent	Score		RPI S	Opponent	Score		RPI S	Opponent	Score					
								92 A	Army	0	3	107 A	Duquesne	0	3				
												135 N	Cal St. Northridge	0	3				
												141 A	Pittsburgh	0	3				
												142 N	Fresno St.	0	3				
												144 A	Sacramento St.	0	3				
												160 H	Niagara	2	3				
												168 N	Dartmouth	1	3				
												194 H	Fairfield	2	3				
												216 N	NJIT	3	0				
												239 A	Manhattan	2	3				
												256 A	Siena	0	3				
												256 H	Siena	2	3				
												265 A	Hartford	3	2				
												273 A	Iona	3	0				
												273 H	Iona	3	0				
												278 H	Canisius	3	0				
												291 A	Loyola Maryland	3	2				
												291 H	Loyola Maryland	3	1				
												308 N	Saint Francis (PA)	3	1				
												321 A	Rider	3	1				
												321 H	Rider	3	1				
												325 A	Saint Peter's	3	0				
LAST 10 GAMES																			

Non-Div. I Games:

Marist

Average RPI Win:	292	WON-LOST RECORD		WINNING PCT. RANK		LAST 10 GAMES		STRENGTH OF SCHEDULE		OPP. STRENGTH OF SCHEDULE		TEAM RPI		ADJ RPI		CONF. RPI		ADJ CONF. RPI
DIV. I ONLY		17- 11		.60714	113	3- 7		310		300		237		.42473	232	20		20
DIV. I NON-CONF.		13- 3		.8125	36	0- 0		292		327		162		.49532	162	18		18
<hr/>																		
TOTALS		RPI 1-25		RPI 26-50		W-L RECORDS		RPI 51-100		RPI 101-150		RPI 150+						
17- 11		0- 0		0- 0		OVERALL		0- 2		0- 2		17- 7						
9- 5		0- 0		0- 0		HOME		0- 0		0- 2		9- 3						
5- 5		0- 0		0- 0		AWAY		0- 2		0- 0		5- 3						
3- 1		0- 0		0- 0		NEUTRAL		0- 0		0- 0		3- 1						
13- 3		0- 0		0- 0		NON-CONFERENCE		0- 1		0- 1		13- 1						
7- 1		0- 0		0- 0		HOME		0- 0		0- 1		7- 0						
3- 1		0- 0		0- 0		AWAY		0- 1		0- 0		3- 0						
3- 1		0- 0		0- 0		NEUTRAL		0- 0		0- 0		3- 1						
4- 8		0- 0		0- 0		CONFERENCE		0- 1		0- 1		4- 6						
2- 4		0- 0		0- 0		HOME		0- 0		0- 1		2- 3						
2- 4		0- 0		0- 0		AWAY		0- 1		0- 0		2- 3						
0- 0		0- 0		0- 0		NEUTRAL		0- 0		0- 0		0- 0						
RPI	S	Opponent	Score	RPI	S	Opponent	Score	RPI	S	Opponent	Score	RPI	S	Opponent	Score			
								66	A	New Mexico St.	0	3		104	H	UTEP	0	3
								83	A	UTSA	0	3		143	H	Sam Houston St.	1	3
													155	A	Stephen F. Austin	0	3	
													165	H	Central Ark.	0	3	
													197	N	Portland St.	0	3	
													203	A	A&M-Corpus Christi	2	3	
													240	H	Northwestern St.	1	3	
													241	H	South Ala.	3	1	
													245	A	Lamar	0	3	
													245	H	Lamar	0	3	
													246	A	Jackson St.	3	2	
													246	H	Jackson St.	3	2	
													252	H	La.-Monroe	3	2	
													263	A	McNeese St.	3	2	
													263	H	McNeese St.	3	0	
													294	H	Alabama A&M	3	0	
													309	H	Alabama St.	3	0	
													311	A	Southeastern La.	3	1	
													311	H	Southeastern La.	3	2	
													312	N	Mississippi Val.	3	0	
													314	A	Grambling	3	0	
													314	H	Grambling	3	0	
													318	H	Southern U.	3	0	
													318	N	Southern U.	3	0	
													322	N	Texas Southern	3	0	
													326	A	Alcorn St.	3	0	

Non-Div. I Games:

Nicholls St.

Average RPI Win: 267		WON-LOST RECORD		WINNING PCT. RANK		LAST 10 GAMES		STRENGTH OF SCHEDULE		OPP. STRENGTH OF SCHEDULE		TEAM RPI		ADJ RPI		CONF. RPI		ADJ CONF. RPI	
DIV. I ONLY		7- 14		.33333 249		2- 8		197		159		238		.42381 233		8		9	
DIV. I NON-CONF.		5- 3		.625 105		1- 0		318		308		240		.42322 242		8		8	
TOTALS		RPI 1-25		RPI 26-50		W-L RECORDS		RPI 51-100		RPI 101-150		RPI 150+							
7- 14		0- 1		0- 4		OVERALL		0- 3		0- 0		7- 6							
3- 5		0- 0		0- 2		HOME		0- 1		0- 0		3- 2							
0- 9		0- 1		0- 2		AWAY		0- 2		0- 0		0- 4							
4- 0		0- 0		0- 0		NEUTRAL		0- 0		0- 0		4- 0							
5- 3		0- 0		0- 0		NON-CONFERENCE		0- 0		0- 0		5- 3							
1- 1		0- 0		0- 0		HOME		0- 0		0- 0		1- 1							
0- 2		0- 0		0- 0		AWAY		0- 0		0- 0		0- 2							
4- 0		0- 0		0- 0		NEUTRAL		0- 0		0- 0		4- 0							
2- 11		0- 1		0- 4		CONFERENCE		0- 3		0- 0		2- 3							
2- 4		0- 0		0- 2		HOME		0- 1		0- 0		2- 1							
0- 7		0- 1		0- 2		AWAY		0- 2		0- 0		0- 2							
0- 0		0- 0		0- 0		NEUTRAL		0- 0		0- 0		0- 0							
RPI	S	Opponent		Score	RPI	S	Opponent		Score	RPI	S	Opponent		Score					
5	A	UNI		0 3	40	A	Missouri St.		0 3	55	A	Creighton		1 3					
					40	H	Missouri St.		1 3	100	A	Illinois St.		1 3					
					44	A	Wichita St.		0 3	100	H	Illinois St.		0 3					
					44	H	Wichita St.		0 3										
												171 H Evansville		0 3					
												180 A Drake		1 3					
												207 H Southern Ill.		3 2					
												210 A Akron		0 3					
												220 H Ill.-Chicago		0 3					
												226 A Indiana St.		2 3					
												226 H Indiana St.		3 1					
												273 N Iona		3 1					
												278 N Canisius		3 0					
												283 H Loyola Chicago		3 0					
												289 A Coastal Caro.		1 3					
												293 N Gardner-Webb		3 0					
												308 N Saint Francis (PA)		3 1					
LAST 10 GAMES																			
40	A	Missouri St.		0 3	180	A	Drake		1 3										
44	A	Wichita St.		0 3	55	A	Creighton		1 3										
283	H	Loyola Chicago		3 0	5	A	UNI		0 3										
226	H	Indiana St.		3 1	44	H	Wichita St.		0 3										
100	H	Illinois St.		0 3	40	H	Missouri St.		1 3										

Non-Div. I Games: Neb. Omaha 3 1 Neb. Omaha 3 0

Bradley

Average RPI Win:		261	WON-LOST RECORD		WINNING PCT. RANK		LAST 10 GAMES		STRENGTH OF SCHEDULE		OPP. STRENGTH OF SCHEDULE		TEAM RPI		ADJ RPI		CONF. RPI		ADJ CONF. RPI					
DIV. I ONLY			12- 15		.44444		189		4- 6		243		254		234		.42376		234		23		24	
DIV. I NON-CONF.			8- 9		.47059		183		1- 1		241		262		222		.4396		220		24		23	
TOTALS		RPI 1-25		RPI 26-50		W-L RECORDS		RPI 51-100		RPI 101-150		RPI 150+												
12- 15		0- 1		0- 0		OVERALL		1- 2		0- 4		11- 8												
4- 6		0- 0		0- 0		HOME		0- 1		0- 1		4- 4												
5- 5		0- 1		0- 0		AWAY		0- 0		0- 1		5- 3												
3- 4		0- 0		0- 0		NEUTRAL		1- 1		0- 2		2- 1												
8- 9		0- 1		0- 0		NON-CONFERENCE		1- 1		0- 3		7- 4												
3- 3		0- 0		0- 0		HOME		0- 0		0- 0		3- 3												
2- 2		0- 1		0- 0		AWAY		0- 0		0- 1		2- 0												
3- 4		0- 0		0- 0		NEUTRAL		1- 1		0- 2		2- 1												
4- 6		0- 0		0- 0		CONFERENCE		0- 1		0- 1		4- 4												
1- 3		0- 0		0- 0		HOME		0- 1		0- 1		1- 1												
3- 3		0- 0		0- 0		AWAY		0- 0		0- 0		3- 3												
0- 0		0- 0		0- 0		NEUTRAL		0- 0		0- 0		0- 0												
RPI	S	Opponent		Score		RPI	S	Opponent		Score		RPI	S	Opponent		Score								
17	A	Florida		0 3								60	N	Clemson		3 2								
												75	N	FIU		0 3								
												82	H	Lipscomb		0 3								

Average RPI Win:	234	WON-LOST	WINNING	LAST 10	STRENGTH OF	OPP. STRENGTH	TEAM	ADJ	CONF.	ADJ CONF.									
Average RPI Loss:	135	RECORD	PCT. RANK	GAMES	SCHEDULE	OF SCHEDULE	RPI	RPI	RPI	RPI									
DIV. I ONLY		8- 19	.2963	271	2- 8	161	151	236	.42352	235	12	12							
DIV. I NON-CONF.		7- 10	.41176	216	1- 0	210	224	218	.43256	232	11	11							
<hr/>																			
TOTALS	RPI 1-25	RPI 26-50		W-L RECORDS		RPI 51-100		RPI 101-150		RPI 150+									
8- 19	0- 2	0- 2		OVERALL		1- 1		0- 5		7- 9									
5- 6	0- 1	0- 1		HOME		1- 0		0- 2		4- 2									
0- 9	0- 1	0- 1		AWAY		0- 1		0- 3		0- 3									
3- 4	0- 0	0- 0		NEUTRAL		0- 0		0- 0		3- 4									
7- 10	0- 1	0- 0		NON-CONFERENCE		0- 1		0- 1		7- 7									
4- 2	0- 0	0- 0		HOME		0- 0		0- 0		4- 2									
0- 4	0- 1	0- 0		AWAY		0- 1		0- 1		0- 1									
3- 4	0- 0	0- 0		NEUTRAL		0- 0		0- 0		3- 4									
1- 9	0- 1	0- 2		CONFERENCE		1- 0		0- 4		0- 2									
1- 4	0- 1	0- 1		HOME		1- 0		0- 2		0- 0									
0- 5	0- 0	0- 1		AWAY		0- 0		0- 2		0- 2									
0- 0	0- 0	0- 0		NEUTRAL		0- 0		0- 0		0- 0									
RPI	S	Opponent	Score		RPI	S	Opponent	Score		RPI	S	Opponent	Score						
14	A	Penn St.	0	3	36	A	Marquette	2	3	87	A	Sacred Heart	0	3					
24	H	Cincinnati	1	3	49	H	Louisville	0	3	88	H	Seton Hall	3	0					
										110	H	Georgetown	2	3					
										112	A	Syracuse	1	3					
										114	H	Villanova	0	3					
										141	A	Pittsburgh	0	3					
										143	A	Sam Houston St.	1	3					
										154	A	West Virginia	0	3					
										156	A	South Fla.	0	3					
										166	H	Princeton	1	3					
										174	N	Fla. Gulf Coast	2	3					
										176	N	Long Island	0	3					
										183	A	Hofstra	1	3					
										191	H	Lehigh	3	0					
										203	N	A&M-Corpus Christi	0	3					
										216	H	NJIT	3	1					
										251	H	Binghamton	1	3					
										259	N	Brown	3	2					
										264	N	Louisiana Tech	2	3					
										265	N	Hartford	3	2					
										268	N	Tex.-Pan American	3	0					
										279	H	Fordham	3	1					
										303	H	Howard	3	1					
										LAST 10 GAMES									
										110	H	Georgetown	2	3	49	H	Louisville	0	3
										114	H	Villanova	0	3	24	H	Cincinnati	1	3
										36	A	Marquette	2	3	279	H	Fordham	3	1
										156	A	South Fla.	0	3					
										88	H	Seton Hall	3	0	141	A	Pittsburgh	0	3

Average RPI Win: 237		WON-LOST	WINNING	LAST 10	STRENGTH OF		OPP. STRENGTH	TEAM	ADJ	CONF.	ADJ CONF.
Average RPI Loss: 165		RECORD	PCT. RANK	GAMES	SCHEDULE		OF SCHEDULE	RPI	RPI	RPI	RPI
DIV. I ONLY		11- 16	.40741	216	5- 5		212	223	222	.42297	236
DIV. I NON-CONF.		7- 10	.41176	216	1- 0		237	263	238	.41572	250
TOTALS		RPI 1-25	RPI 26-50		W-L RECORDS		RPI 51-100		RPI 101-150		RPI 150+
11- 16	0- 0	0- 0		OVERALL		0- 3		1- 4		10- 9	
5- 4	0- 0	0- 0		HOME		0- 0		1- 1		4- 3	
2- 9	0- 0	0- 0		AWAY		0- 2		0- 3		2- 4	
4- 3	0- 0	0- 0		NEUTRAL		0- 1		0- 0		4- 2	
7- 10	0- 0	0- 0		NON-CONFERENCE		0- 2		0- 2		7- 6	
2- 2	0- 0	0- 0		HOME		0- 0		0- 1		2- 1	
1- 5	0- 0	0- 0		AWAY		0- 1		0- 1		1- 3	
4- 3	0- 0	0- 0		NEUTRAL		0- 1		0- 0		4- 2	
4- 6	0- 0	0- 0		CONFERENCE		0- 1		1- 2		3- 3	
3- 2	0- 0	0- 0		HOME		0- 0		1- 0		2- 2	
1- 4	0- 0	0- 0		AWAY		0- 1		0- 2		1- 1	
0- 0	0- 0	0- 0		NEUTRAL		0- 0		0- 0		0- 0	
RPI S	Opponent	Score	RPI S	Opponent	Score	RPI S	Opponent	Score	RPI S	Opponent	Score
						71 A	Northeastern	1 3	103 A	Delaware	0 3
						97 N	Wyoming	0 3	105 H	James Madison	3 1
						98 A	Col. of Charleston	2 3	117 H	North Carolina St.	0 3
									127 A	George Washington	0 3
									136 A	Towson	0 3
									159 A	Winthrop	1 3
									169 H	VCU	1 3
									183 A	Hofstra	3 2
									193 A	Georgia St.	0 3
									193 H	Georgia St.	0 3
									196 N	Central Conn. St.	3 1
									201 N	Davidson	2 3
									203 N	A&M-Corpus Christi	0 3
									219 H	William & Mary	3 2
									221 H	George Mason	3 2
									225 N	North Florida	3 2
									242 A	Campbell	0 3
									254 A	Presbyterian	2 3
									258 N	Mercer	3 0
									282 H	East Carolina	1 3
									289 H	Coastal Caro.	3 0
									292 A	Citadel	3 2
									301 H	Charleston So.	3 0
									317 N	N.C. Central	3 0
			LAST 10 GAMES								
			221 H	George Mason	3 2	292 A	Citadel	3 2			
			105 H	James Madison	3 1	183 A	Hofstra	3 2			
			103 A	Delaware	0 3	71 A	Northeastern	1 3			
			136 A	Towson	0 3	169 H	VCU	1 3			
			193 H	Georgia St.	0 3	219 H	William & Mary	3 2			

Non-Div. I Games:

UNC Wilmington

Average RPI Win:		285	WON-LOST		WINNING		LAST 10		STRENGTH OF		OPP. STRENGTH		TEAM		ADJ		CONF.		ADJ CONF.	
Average RPI Loss:		117	RECORD		PCT. RANK		GAMES		SCHEDULE		OF SCHEDULE		RPI		RPI		RPI		RPI	
DIV. I ONLY			3- 21		.125 316		0- 10		67		175		248		.41876 237		10		10	
DIV. I NON-CONF.			3- 10		.23077 279		0- 0		137		236		249		.41401 254		12		12	
TOTALS		RPI 1-25		RPI 26-50		W-L RECORDS		RPI 51-100		RPI 101-150		RPI 150+								
3- 21		0- 1		0- 2		OVERALL		0- 5		0- 7		3- 6								
1- 8		0- 0		0- 1		HOME		0- 2		0- 3		1- 2								
1- 8		0- 0		0- 1		AWAY		0- 3		0- 3		1- 1								
1- 5		0- 1		0- 0		NEUTRAL		0- 0		0- 1		1- 3								
3- 10		0- 1		0- 0		NON-CONFERENCE		0- 1		0- 3		3- 5								
1- 3		0- 0		0- 0		HOME		0- 0		0- 2		1- 1								
1- 2		0- 0		0- 0		AWAY		0- 1		0- 0		1- 1								
1- 5		0- 1		0- 0		NEUTRAL		0- 0		0- 1		1- 3								
0- 11		0- 0		0- 2		CONFERENCE		0- 4		0- 4		0- 1								
0- 5		0- 0		0- 1		HOME		0- 2		0- 1		0- 1								
0- 6		0- 0		0- 1		AWAY		0- 2		0- 3		0- 0								
0- 0		0- 0		0- 0		NEUTRAL		0- 0		0- 0		0- 0								
RPI	S	Opponent		Score		RPI	S	Opponent		Score		RPI	S	Opponent		Score				
10	N	Purdue		0 3		35	A	Colorado St.		0 3		53	A	TCU		0 3				
						35	H	Colorado St.		0 3		53	H	TCU		0 3				
												70	A	UC Davis		0 3				
												97	A	Wyoming		0 3				
												97	H	Wyoming		0 3				

Average RPI Win: 246		WON-LOST RECORD		WINNING PCT. RANK		LAST 10 GAMES		STRENGTH OF SCHEDULE		OPP. STRENGTH OF SCHEDULE		TEAM RPI		ADJ RPI		CONF. RPI		ADJ CONF. RPI	
DIV. I ONLY		8- 17		.32	259	7- 3		134		237		227		.41869	238	25		26	
DIV. I NON-CONF.		2- 15		.11765	302	1- 1		110		186		265		.39245	269	26		26	
TOTALS		RPI 1-25		RPI 26-50		W-L RECORDS		RPI 51-100		RPI 101-150		RPI 150+							
8- 17		0- 1		0- 1		OVERALL		1- 3		0- 2		7- 10							
4- 6		0- 0		0- 0		HOME		1- 0		0- 0		3- 6							
4- 5		0- 0		0- 0		AWAY		0- 2		0- 1		4- 2							
0- 6		0- 1		0- 1		NEUTRAL		0- 1		0- 1		0- 2							
2- 15		0- 1		0- 1		NON-CONFERENCE		0- 3		0- 2		2- 8							
0- 4		0- 0		0- 0		HOME		0- 0		0- 0		0- 4							
2- 5		0- 0		0- 0		AWAY		0- 2		0- 1		2- 2							
0- 6		0- 1		0- 1		NEUTRAL		0- 1		0- 1		0- 2							
6- 2		0- 0		0- 0		CONFERENCE		1- 0		0- 0		5- 2							
4- 2		0- 0		0- 0		HOME		1- 0		0- 0		3- 2							
2- 0		0- 0		0- 0		AWAY		0- 0		0- 0		2- 0							
0- 0		0- 0		0- 0		NEUTRAL		0- 0		0- 0		0- 0							
RPI	S	Opponent		Score		RPI	S	Opponent		Score		RPI	S	Opponent		Score			
14	N	Penn St.		0	3	38	N	Ohio St.		0	3	71	A	Northeastern		0	3		
												90	A	Yale		0	3		
												92	N	Army		2	3		
												94	H	Albany (NY)		3	0		
												136	N	Towson		1	3		
												141	A	Pittsburgh		1	3		
												154	A	West Virginia		0	3		
												161	N	Valparaiso		0	3		
												167	H	Connecticut		0	3		
												177	N	Miami (OH)		1	3		
												179	A	Harvard		2	3		
												194	H	Fairfield		1	3		
												224	H	UMBC		3	1		
												226	H	Indiana St.		0	3		
												229	H	Stony Brook		3	2		
												251	H	Binghamton		1	3		
												262	H	Bryant		1	3		
												265	A	Hartford		3	2		
												265	H	Hartford		3	2		
												286	A	Holy Cross		3	1		
												299	A	Quinnipiac		3	0		
												307	A	Providence		3	1		
												307	H	Providence		2	3		
LAST 10 GAMES																			
307 H Providence						2	3	224 H UMBC						3	1				
286 A Holy Cross						3	1	229 H Stony Brook						3	2				
265 H Hartford						3	2	307 A Providence						3	1				
94 H Albany (NY)						3	0	265 A Hartford						3	2				
251 H Binghamton						1	3	262 H Bryant						1	3				

Non-Div. I Games:

New Hampshire

Average RPI Win: 290		WON-LOST RECORD		WINNING PCT. RANK		LAST 10 GAMES		STRENGTH OF SCHEDULE		OPP. STRENGTH OF SCHEDULE		TEAM RPI		ADJ RPI		CONF. RPI		ADJ CONF. RPI	
DIV. I ONLY		14- 12		.53846 148		4- 6		288		297		239		.4186 239		30		31	
DIV. I NON-CONF.		7- 6		.53846 154		1- 1		250		278		203		.45741 202		31		31	
TOTALS		RPI 1-25		RPI 26-50		W-L RECORDS		RPI 51-100		RPI 101-150		RPI 150+							
14- 12		0- 0		0- 0		OVERALL		0- 2		0- 2		14- 8							
7- 4		0- 0		0- 0		HOME		0- 1		0- 0		7- 3							
5- 5		0- 0		0- 0		AWAY		0- 0		0- 1		5- 4							
2- 3		0- 0		0- 0		NEUTRAL		0- 1		0- 1		2- 1							
7- 6		0- 0		0- 0		NON-CONFERENCE		0- 2		0- 2		7- 2							
3- 1		0- 0		0- 0		HOME		0- 1		0- 0		3- 0							
2- 2		0- 0		0- 0		AWAY		0- 0		0- 1		2- 1							
2- 3		0- 0		0- 0		NEUTRAL		0- 1		0- 1		2- 1							
7- 6		0- 0		0- 0		CONFERENCE		0- 0		0- 0		7- 6							
4- 3		0- 0		0- 0		HOME		0- 0		0- 0		4- 3							
3- 3		0- 0		0- 0		AWAY		0- 0		0- 0		3- 3							
0- 0		0- 0		0- 0		NEUTRAL		0- 0		0- 0		0- 0							
RPI	S	Opponent		Score	RPI	S	Opponent		Score	RPI	S	Opponent		Score	RPI	S	Opponent		Score
							80	N	San Francisco	0 3		126	A	Washington St.	0 3				
							92	H	Army	0 3		143	N	Sam Houston St.	0 3				
												160	A	Niagara	0 3				
												160	H	Niagara	2 3				
												168	N	Dartmouth	0 3				
												183	A	Hofstra	0 3				
												194	A	Fairfield	0 3				
												231	H	Marist	3 2				
												244	H	Fairleigh Dickinson	3 0				
												256	H	Siena	1 3				
												271	N	Radford	3 2				
												273	A	Iona	0 3				
												276	A	Bucknell	3 0				
												278	A	Canisius	3 2				
												278	H	Canisius	0 3				
												279	N	Fordham	3 0				
												291	A	Loyola Maryland	3 1				
												291	H	Loyola Maryland	3 2				
												304	A	Lafayette	3 2				
												307	H	Providence	3 1				
												321	H	Rider	3 1				
												323	H	St. Francis (NY)	3 0				
												325	A	Saint Peter's	3 0				
												325	H	Saint Peter's	3 0				
LAST 10 GAMES																			
							160	H	Niagara	2 3		231	H	Marist	3 2				
							278	H	Canisius	0 3		256	H	Siena	1 3				
							92	H	Army	0 3		273	A	Iona	0 3				
							325	A	Saint Peter's	3 0		194	A	Fairfield	0 3				
							291	A	Loyola Maryland	3 1		323	H	St. Francis (NY)	3 0				

Non-Div. I Games:

Manhattan

Average RPI Win:	256	WON-LOST	WINNING	LAST 10	STRENGTH OF	OPP. STRENGTH	TEAM	ADJ	CONF.	ADJ CONF.	
Average RPI Loss:	142	RECORD	PCT. RANK	GAMES	SCHEDULE	OF SCHEDULE	RPI	RPI	RPI	RPI	
DIV. I ONLY	8- 17	.32	259	5- 5	172	229	245	.41846	240	20	20
DIV. I NON-CONF.	4- 8	.33333	242	1- 0	164	242	231	.43908	222	18	18
<hr/>											
TOTALS	RPI 1-25	RPI 26-50		W-L RECORDS	RPI 51-100		RPI 101-150		RPI 150+		
8- 17	0- 0	0- 0		OVERALL	0- 7		0- 3		8- 7		
2- 6	0- 0	0- 0		HOME	0- 3		0- 0		2- 3		
4- 6	0- 0	0- 0		AWAY	0- 2		0- 1		4- 3		
2- 5	0- 0	0- 0		NEUTRAL	0- 2		0- 2		2- 1		
<hr/>											
4- 8	0- 0	0- 0		NON-CONFERENCE	0- 4		0- 2		4- 2		
1- 1	0- 0	0- 0		HOME	0- 1		0- 0		1- 0		
1- 2	0- 0	0- 0		AWAY	0- 1		0- 0		1- 1		
2- 5	0- 0	0- 0		NEUTRAL	0- 2		0- 2		2- 1		
<hr/>											
4- 9	0- 0	0- 0		CONFERENCE	0- 3		0- 1		4- 5		
1- 5	0- 0	0- 0		HOME	0- 2		0- 0		1- 3		
3- 4	0- 0	0- 0		AWAY	0- 1		0- 1		3- 2		
0- 0	0- 0	0- 0		NEUTRAL	0- 0		0- 0		0- 0		
<hr/>											
RPI S	Opponent	Score	RPI S	Opponent	Score	RPI S	Opponent	Score	RPI S	Opponent	Score
						66 N	New Mexico St.	1 3	119 N	Houston Baptist	1 3
						83 H	UTSA	0 3	143 A	Sam Houston St.	1 3
						84 A	Texas St.	0 3	148 N	UNLV	2 3
						84 H	Texas St.	1 3	155 A	Stephen F. Austin	0 3
						89 A	Texas Tech	0 3	165 A	Central Ark.	3 1
						93 H	Arkansas St.	0 3	165 H	Central Ark.	2 3
						95 N	Morehead St.	0 3	173 A	Southern Miss.	1 3
									202 A	Texas-Arlington	2 3
									203 H	A&M-Corpus Christi	2 3
									232 A	Nicholls St.	3 1
									243 N	La.-Lafayette	3 1
									245 H	Lamar	1 3
									246 N	Jackson St.	3 1
									263 H	McNeese St.	3 1
									264 A	Louisiana Tech	3 0
						275 N	Chattanooga	1 3	311 A	Southeastern La.	3 1
						326 H	Alcorn St.	3 0			
						LAST 10 GAMES					
						203 H	A&M-Corpus Christi	2 3	245 H	Lamar	1 3
						83 H	UTSA	0 3	84 H	Texas St.	1 3
202 A	Texas-Arlington	2 3	165 A	Central Ark.	3 1						
264 A	Louisiana Tech	3 0	232 A	Nicholls St.	3 1						
263 H	McNeese St.	3 1	311 A	Southeastern La.	3 1						

Non-Div. I Games:

Northwestern St.

Average RPI Win: 271		WON-LOST RECORD		WINNING PCT. RANK		LAST 10 GAMES		STRENGTH OF SCHEDULE		OPP. STRENGTH OF SCHEDULE		TEAM RPI		ADJ RPI		CONF. RPI		ADJ CONF. RPI				
Average RPI Loss: 143																						
DIV. I ONLY		8- 15		.34783 244		2- 8		193		221		240		.41812 241		15		15				
DIV. I NON-CONF.		5- 7		.41667 207		0- 0		224		284		236		.42379 241		16		16				
TOTALS		RPI 1-25		RPI 26-50		W-L RECORDS		RPI 51-100		RPI 101-150		RPI 150+										
8- 15		0- 0		0- 3		OVERALL		0- 3		0- 1		8- 8										
4- 4		0- 0		0- 0		HOME		0- 0		0- 0		4- 4										
1- 8		0- 0		0- 2		AWAY		0- 3		0- 0		1- 3										
3- 3		0- 0		0- 1		NEUTRAL		0- 0		0- 1		3- 1										
5- 7		0- 0		0- 1		NON-CONFERENCE		0- 1		0- 1		5- 4										
2- 1		0- 0		0- 0		HOME		0- 0		0- 0		2- 1										
0- 3		0- 0		0- 0		AWAY		0- 1		0- 0		0- 2										
3- 3		0- 0		0- 1		NEUTRAL		0- 0		0- 1		3- 1										
3- 8		0- 0		0- 2		CONFERENCE		0- 2		0- 0		3- 4										
2- 3		0- 0		0- 0		HOME		0- 0		0- 0		2- 3										
1- 5		0- 0		0- 2		AWAY		0- 2		0- 0		1- 1										
0- 0		0- 0		0- 0		NEUTRAL		0- 0		0- 0		0- 0										
RPI	S	Opponent		Score		RPI	S	Opponent		Score		RPI	S	Opponent		Score						
						26	A	Western Ky.		0	3	75	A	FIU		0	3	139	N	Belmont	0	3
						37	N	Michigan St.		0	3	81	A	UCF		0	3	152	H	Troy	1	3
						48	A	Middle Tenn.		0	3	93	A	Arkansas St.		1	3	172	H	Denver	1	3
																		175	H	North Texas	0	3
																		213	A	UALR	0	3
																		218	A	Tulane	2	3
																		225	N	North Florida	2	3
																		232	A	Nicholls St.	1	3
																		243	H	La.-Lafayette	3	1
																		245	N	Lamar	3	0
																		246	N	Jackson St.	3	0
																		252	H	La.-Monroe	3	1
																		264	H	Louisiana Tech	1	3
																		270	A	Fla. Atlantic	3	0
																		294	H	Alabama A&M	3	0
																		309	N	Alabama St.	3	1
																		311	H	Southeastern La.	3	0
LAST 10 GAMES																						
						75	A	FIU		0	3	26	A	Western Ky.		0	3					
						270	A	Fla. Atlantic		3	0	48	A	Middle Tenn.		0	3					
						172	H	Denver		1	3	213	A	UALR		0	3					
						175	H	North Texas		0	3	93	A	Arkansas St.		1	3					
						152	H	Troy		1	3	252	H	La.-Monroe		3	1					

Non-Div. I Games:

South Ala.

Average RPI Win:	283	WON-LOST	WINNING	LAST 10	STRENGTH OF	OPP. STRENGTH	TEAM	ADJ	CONF.	ADJ CONF.		
Average RPI Loss:	167	RECORD	PCT. RANK	GAMES	SCHEDULE	OF SCHEDULE	RPI	RPI	RPI	RPI		
DIV. I ONLY		12- 14	.46154	179	5- 5	245	277	232	.41765	242	28	28
DIV. I NON-CONF.		7- 9	.4375	202	1- 0	194	259	207	.44383	217	28	28
<hr/>												
TOTALS	RPI 1-25	RPI 26-50		W-L RECORDS		RPI 51-100		RPI 101-150		RPI 150+		
12- 14	0- 0	0- 1		OVERALL		0- 2		0- 1		12- 10		
4- 3	0- 0	0- 0		HOME		0- 0		0- 0		4- 3		
4- 6	0- 0	0- 1		AWAY		0- 0		0- 1		4- 4		
4- 5	0- 0	0- 0		NEUTRAL		0- 2		0- 0		4- 3		
7- 9	0- 0	0- 1		NON-CONFERENCE		0- 2		0- 1		7- 5		
2- 0	0- 0	0- 0		HOME		0- 0		0- 0		2- 0		
1- 4	0- 0	0- 1		AWAY		0- 0		0- 1		1- 2		
4- 5	0- 0	0- 0		NEUTRAL		0- 2		0- 0		4- 3		
5- 5	0- 0	0- 0		CONFERENCE		0- 0		0- 0		5- 5		
2- 3	0- 0	0- 0		HOME		0- 0		0- 0		2- 3		
3- 2	0- 0	0- 0		AWAY		0- 0		0- 0		3- 2		
0- 0	0- 0	0- 0		NEUTRAL		0- 0		0- 0		0- 0		
RPI	S	Opponent	Score	RPI	S	Opponent	Score	RPI	S	Opponent	Score	
45	A	Duke	0 3	54	N	Wisconsin	0 3	117	A	North Carolina St.	0 3	
				73	N	Furman	0 3	159	H	Winthrop	1 3	
								164	H	Liberty	0 3	
								174	N	Fla. Gulf Coast	1 3	
								178	A	Charlotte	1 3	
								188	A	Elon	1 3	
								188	N	Elon	0 3	
								199	A	UNC Asheville	1 3	
								215	N	Md.-East. Shore	3 2	
								222	N	Western Caro.	0 3	
								236	H	UNC Wilmington	3 0	
								254	H	Presbyterian	3 2	
								271	H	Radford	1 3	
								285	H	Hampton	3 2	
								289	A	Coastal Caro.	3 1	
								293	A	Gardner-Webb	3 2	
								295	A	High Point	3 0	
								295	H	High Point	3 2	
								297	N	Morgan St.	3 0	
								301	A	Charleston So.	1 3	
								306	N	Norfolk St.	3 0	
								317	A	N.C. Central	3 0	
								317	N	N.C. Central	3 0	
LAST 10 GAMES												
293	A	Gardner-Webb	3 2	164	H	Liberty	0 3	317	N	N.C. Central	3 0	
199	A	UNC Asheville	1 3	271	H	Radford	1 3					
295	H	High Point	3 2	301	A	Charleston So.	1 3					
254	H	Presbyterian	3 2	289	A	Coastal Caro.	3 1					
159	H	Winthrop	1 3	215	N	Md.-East. Shore	3 2					

Non-Div. I Games:

Campbell

Average RPI Win: 268		WON-LOST	WINNING	LAST 10	STRENGTH OF		OPP. STRENGTH	TEAM	ADJ	CONF.	ADJ CONF.
Average RPI Loss: 136		RECORD	PCT. RANK	GAMES	SCHEDULE		OF SCHEDULE	RPI	RPI	RPI	RPI
DIV. I ONLY		11- 17	.39286	223	233		228	243	.41639	243	15
DIV. I NON-CONF.		8- 8	.5	164	260		281	225	.44135	218	16
TOTALS		RPI 1-25	RPI 26-50		W-L RECORDS		RPI 51-100		RPI 101-150		RPI 150+
11- 17	0- 1	0- 2		OVERALL		0- 5		0- 1		11- 8	
5- 4	0- 0	0- 2		HOME		0- 0		0- 0		5- 2	
3- 8	0- 0	0- 0		AWAY		0- 3		0- 0		3- 5	
3- 5	0- 1	0- 0		NEUTRAL		0- 2		0- 1		3- 1	
8- 8	0- 1	0- 0		NON-CONFERENCE		0- 4		0- 1		8- 2	
4- 0	0- 0	0- 0		HOME		0- 0		0- 0		4- 0	
1- 3	0- 0	0- 0		AWAY		0- 2		0- 0		1- 1	
3- 5	0- 1	0- 0		NEUTRAL		0- 2		0- 1		3- 1	
3- 9	0- 0	0- 2		CONFERENCE		0- 1		0- 0		3- 6	
1- 4	0- 0	0- 2		HOME		0- 0		0- 0		1- 2	
2- 5	0- 0	0- 0		AWAY		0- 1		0- 0		2- 4	
0- 0	0- 0	0- 0		NEUTRAL		0- 0		0- 0		0- 0	
RPI S	Opponent	Score		RPI S	Opponent	Score		RPI S	Opponent	Score	
25 N	Miami (FL)	0	3	26 H	Western Ky.	0	3	66 N	New Mexico St.	0	3
				48 H	Middle Tenn.	0	3	84 A	Texas St.	1	3
								86 A	LSU	0	3
								89 N	Texas Tech	0	3
								93 A	Arkansas St.	1	3
								119 N	Houston Baptist	0	3
								152 A	Troy	1	3
								172 A	Denver	0	3
								172 H	Denver	0	3
								175 A	North Texas	3	2
								175 H	North Texas	3	1
								202 A	Texas-Arlington	0	3
								213 A	UALR	3	2
								240 N	Northwestern St.	1	3
								241 A	South Ala.	1	3
								245 H	Lamar	3	1
								252 A	La.-Monroe	2	3
								252 H	La.-Monroe	1	3
								260 N	Jacksonville St.	3	2
								296 N	Prairie View	3	0
								311 A	Southeastern La.	3	0
								312 H	Mississippi Val.	3	0
								318 H	Southern U.	3	0
								322 H	Texas Southern	3	0
								326 N	Alcorn St.	3	0
LAST 10 GAMES											
213 A	UALR	3	2	172 A	Denver	0	3				
93 A	Arkansas St.	1	3	252 A	La.-Monroe	2	3				
48 H	Middle Tenn.	0	3	175 H	North Texas	3	1				
26 H	Western Ky.	0	3	172 H	Denver	0	3				
175 A	North Texas	3	2	252 H	La.-Monroe	1	3				

Non-Div. I Games:

La.-Lafayette

Average RPI Win:	296	WON-LOST	WINNING	LAST 10	STRENGTH OF	OPP. STRENGTH	TEAM	ADJ	CONF.	ADJ CONF.				
Average RPI Loss:	180	RECORD	PCT. RANK	GAMES	SCHEDULE	OF SCHEDULE	RPI	RPI	RPI	RPI				
DIV. I ONLY	15- 11	.57692	124	5- 5	307	308	246	.41375	244	29	29			
DIV. I NON-CONF.	10- 3	.76923	50	1- 0	324	320	229	.43831	226	29	29			
<hr/>														
TOTALS	RPI 1-25	RPI 26-50		W-L RECORDS		RPI 51-100		RPI 101-150		RPI 150+				
15- 11	0- 0	0- 0		OVERALL		0- 3		0- 0		15- 8				
5- 4	0- 0	0- 0		HOME		0- 1		0- 0		5- 3				
7- 4	0- 0	0- 0		AWAY		0- 1		0- 0		7- 3				
3- 3	0- 0	0- 0		NEUTRAL		0- 1		0- 0		3- 2				
<hr/>														
10- 3	0- 0	0- 0		NON-CONFERENCE		0- 1		0- 0		10- 2				
2- 0	0- 0	0- 0		HOME		0- 0		0- 0		2- 0				
5- 1	0- 0	0- 0		AWAY		0- 0		0- 0		5- 1				
3- 2	0- 0	0- 0		NEUTRAL		0- 1		0- 0		3- 1				
<hr/>														
5- 8	0- 0	0- 0		CONFERENCE		0- 2		0- 0		5- 6				
3- 4	0- 0	0- 0		HOME		0- 1		0- 0		3- 3				
2- 3	0- 0	0- 0		AWAY		0- 1		0- 0		2- 2				
0- 1	0- 0	0- 0		NEUTRAL		0- 0		0- 0		0- 1				
<hr/>														
RPI S	Opponent	Score	RPI S	Opponent	Score	RPI S	Opponent	Score	RPI S	Opponent	Score			
						71 N	Northeastern	0 3	176 H	Long Island	0 3			
						87 A	Sacred Heart	0 3	196 A	Central Conn. St.	0 3			
						87 H	Sacred Heart	0 3	196 H	Central Conn. St.	1 3			
									196 N	Central Conn. St.	0 3			
									214 A	Robert Morris	1 3			
									214 H	Robert Morris	0 3			
									216 A	NJIT	3 2			
									224 A	UMBC	3 2			
									239 A	Manhattan	0 3			
									262 A	Bryant	3 1			
						286 A	Holy Cross	3 1	299 H	Quinnipiac	3 1			
						302 N	Youngstown St.	0 3	304 A	Lafayette	3 1			
						306 N	Norfolk St.	3 1	308 A	Saint Francis (PA)	3 0			
						308 H	Saint Francis (PA)	3 2	310 A	La Salle	3 2			
						321 H	Rider	3 2	321 N	Rider	3 1			
						323 H	St. Francis (NY)	3 0	325 H	Saint Peter's	3 0			
						325 N	Saint Peter's	3 0						
						LAST 10 GAMES								
						87 H	Sacred Heart	0 3	262 A	Bryant	3 1	325 A	Saint Peter's	3 0
						196 H	Central Conn. St.	1 3	196 A	Central Conn. St.	0 3			
176 H	Long Island	0 3	323 H	St. Francis (NY)	3 0									
308 H	Saint Francis (PA)	3 2	299 H	Quinnipiac	3 1									
214 H	Robert Morris	0 3	325 H	Saint Peter's	3 0									

Non-Div. I Games:

Fairleigh Dickinson

Average RPI Win:		253	WON-LOST RECORD		WINNING PCT. RANK		LAST 10 GAMES		STRENGTH OF SCHEDULE		OPP. STRENGTH OF SCHEDULE		TEAM RPI		ADJ RPI		CONF. RPI		ADJ CONF. RPI			
Average RPI Loss:		140																				
DIV. I ONLY			8- 19		.2963 271		4- 6		181		200		249		.41363 245		20		20			
DIV. I NON-CONF.			2- 13		.13333 299		0- 0		119		131		261		.413 255		18		18			
TOTALS		RPI 1-25		RPI 26-50		W-L RECORDS		RPI 51-100		RPI 101-150		RPI 150+										
8- 19		0- 1		0- 2		OVERALL		0- 3		0- 6		8- 7										
4- 7		0- 1		0- 1		HOME		0- 0		0- 3		4- 2										
4- 8		0- 0		0- 1		AWAY		0- 2		0- 1		4- 4										
0- 4		0- 0		0- 0		NEUTRAL		0- 1		0- 2		0- 1										
2- 13		0- 1		0- 2		NON-CONFERENCE		0- 1		0- 6		2- 3										
1- 6		0- 1		0- 1		HOME		0- 0		0- 3		1- 1										
1- 3		0- 0		0- 1		AWAY		0- 0		0- 1		1- 1										
0- 4		0- 0		0- 0		NEUTRAL		0- 1		0- 2		0- 1										
6- 6		0- 0		0- 0		CONFERENCE		0- 2		0- 0		6- 4										
3- 1		0- 0		0- 0		HOME		0- 0		0- 0		3- 1										
3- 5		0- 0		0- 0		AWAY		0- 2		0- 0		3- 3										
0- 0		0- 0		0- 0		NEUTRAL		0- 0		0- 0		0- 0										
RPI	S	Opponent		Score		RPI	S	Opponent		Score		RPI	S	Opponent		Score						
20	H	Northern Ill.		0	3	43	A	Houston		0	3	53	N	TCU		0	3	104	H	UTEP	0	3
						47	H	Baylor		0	3	83	A	UTSA		0	3	109	A	SMU	0	3
												84	A	Texas St.		1	3	119	H	Houston Baptist	0	3
																		120	H	Mississippi St.	0	3
																		134	N	Alabama	0	3
																		139	N	Belmont	0	3
																		165	A	Central Ark.	1	3
																		175	H	North Texas	1	3
																		202	A	Texas-Arlington	0	3
																		203	H	A&M-Corpus Christi	3	1
																		218	A	Tulane	3	1
																		232	A	Nicholls St.	3	0
																		232	H	Nicholls St.	3	0
																		240	A	Northwestern St.	3	1
																		241	N	South Ala.	0	3
																		243	A	La.-Lafayette	1	3
																		263	A	McNeese St.	3	1
																		263	H	McNeese St.	2	3
																		311	A	Southeastern La.	1	3
																		311	H	Southeastern La.	3	1
																		322	H	Texas Southern	3	0
LAST 10 GAMES																						
						232	A	Nicholls St.		3	0	240	A	Northwestern St.		3	1					
						311	A	Southeastern La.		1	3	203	H	A&M-Corpus Christi		3	1					
						83	A	UTSA		0	3	263	A	McNeese St.		3	1					
						263	H	McNeese St.		2	3	202	A	Texas-Arlington		0	3					
						165	A	Central Ark.		1	3	84	A	Texas St.		1	3					

Non-Div. I Games:

Lamar

Average RPI Win:	305	WON-LOST RECORD	WINNING PCT. RANK	LAST 10 GAMES		STRENGTH OF SCHEDULE	OPP. STRENGTH OF SCHEDULE	TEAM RPI	ADJ RPI	CONF. RPI	ADJ CONF. RPI		
Average RPI Loss:	206												
DIV. I ONLY		18- 9	.66667	79	8- 0	318	319	244	.41317	246	33	33	
DIV. I NON-CONF.		3- 9	.25	269	0- 0	262	272	291	.35795	293	33	33	
<hr/>													
TOTALS	RPI 1-25			RPI 26-50	W-L RECORDS		RPI 51-100			RPI 101-150		RPI 150+	
18- 9	0- 0			0- 0	OVERALL		0- 1			0- 0		18- 8	
6- 1	0- 0			0- 0	HOME		0- 0			0- 0		6- 1	
6- 4	0- 0			0- 0	AWAY		0- 0			0- 0		6- 4	
6- 4	0- 0			0- 0	NEUTRAL		0- 1			0- 0		6- 3	
3- 9	0- 0			0- 0	NON-CONFERENCE		0- 1			0- 0		3- 8	
1- 1	0- 0			0- 0	HOME		0- 0			0- 0		1- 1	
0- 4	0- 0			0- 0	AWAY		0- 0			0- 0		0- 4	
2- 4	0- 0			0- 0	NEUTRAL		0- 1			0- 0		2- 3	
15- 0	0- 0			0- 0	CONFERENCE		0- 0			0- 0		15- 0	
5- 0	0- 0			0- 0	HOME		0- 0			0- 0		5- 0	
6- 0	0- 0			0- 0	AWAY		0- 0			0- 0		6- 0	
4- 0	0- 0			0- 0	NEUTRAL		0- 0			0- 0		4- 0	
RPI	S	Opponent	Score	RPI	S	Opponent	Score	RPI	S	Opponent	Score		
						84 N	Texas St.	0	3	170 N	Kennesaw St.	0	3
										173 A	Southern Miss.	0	3
										175 A	North Texas	0	3
										232 A	Nicholls St.	2	3
										232 H	Nicholls St.	2	3
										240 N	Northwestern St.	1	3
										241 N	South Ala.	0	3
										264 H	Louisiana Tech	3	2
										274 N	South Carolina St.	3	2
										275 N	Chattanooga	3	2
										294 A	Alabama A&M	3	2
										294 H	Alabama A&M	3	2
										296 N	Prairie View	3	0
										309 A	Alabama St.	3	0
										309 A	Alabama St.	3	0
										311 A	Southeastern La.	2	3
										312 A	Mississippi Val.	3	0
										312 H	Mississippi Val.	3	0
										312 N	Mississippi Val.	3	0
										314 A	Grambling	3	0
										314 H	Grambling	3	0
										318 A	Southern U.	3	0
										318 H	Southern U.	3	0
										318 N	Southern U.	3	0
										322 N	Texas Southern	3	0
										326 H	Alcorn St.	3	0

Non-Div. I Games:

Ark.-Monticello

3 0

Belhaven

3 1

Belhaven

3 0

Jackson St.

Average RPI Win:		233	WON-LOST RECORD		WINNING PCT. RANK		LAST 10 GAMES		STRENGTH OF SCHEDULE		OPP. STRENGTH OF SCHEDULE		TEAM RPI		ADJ RPI		CONF. RPI		ADJ CONF. RPI						
Average RPI Loss:		115																							
DIV. I ONLY			4- 18		.18182 303		2- 8		153		108		259		.41261 247		13		13						
DIV. I NON-CONF.			3- 9		.25 269		1- 0		192		91		253		.4241 239		13		13						
TOTALS		RPI 1-25		RPI 26-50		W-L RECORDS		RPI 51-100		RPI 101-150		RPI 150+													
4- 18		0- 3		0- 1		OVERALL		0- 1		0- 9		4- 4													
2- 5		0- 1		0- 0		HOME		0- 1		0- 2		2- 1													
1- 7		0- 1		0- 1		AWAY		0- 0		0- 4		1- 1													
1- 6		0- 1		0- 0		NEUTRAL		0- 0		0- 3		1- 2													
3- 9		0- 1		0- 1		NON-CONFERENCE		0- 0		0- 5		3- 2													
1- 1		0- 0		0- 0		HOME		0- 0		0- 1		1- 0													
1- 2		0- 0		0- 1		AWAY		0- 0		0- 1		1- 0													
1- 6		0- 1		0- 0		NEUTRAL		0- 0		0- 3		1- 2													
1- 9		0- 2		0- 0		CONFERENCE		0- 1		0- 4		1- 2													
1- 4		0- 1		0- 0		HOME		0- 1		0- 1		1- 1													
0- 5		0- 1		0- 0		AWAY		0- 0		0- 3		0- 1													
0- 0		0- 0		0- 0		NEUTRAL		0- 0		0- 0		0- 0													
RPI	S	Opponent		Score		RPI	S	Opponent		Score		RPI	S	Opponent		Score									
8	A	Hawaii		0 3		27	A	California		0 3		66	H	New Mexico St.		0 3		113	A	San Diego St.		0 3			
8	H	Hawaii		0 3								115	A	Idaho		1 3									
18	N	Texas A&M		0 3								123	N	UC Irvine		1 3									
												126	N	Washington St.		0 3									
												142	A	Fresno St.		1 3									
												142	H	Fresno St.		2 3									
												144	N	Sacramento St.		1 3									
												148	H	UNLV		0 3									
												149	A	Utah St.		0 3									
												181	A	San Jose St.		0 3									
												181	H	San Jose St.		0 3									
												186	N	Butler		0 3									
												192	A	Portland		3 2									
												192	N	Portland		2 3									
												202	N	Texas-Arlington		3 1									
												264	H	Louisiana Tech		3 0									
												272	H	Seattle		3 0									
						LAST 10 GAMES																			
						8 H Hawaii						0 3		115 A Idaho						1 3					
						181 H San Jose St.						0 3		264 H Louisiana Tech						3 0					
						142 A Fresno St.						1 3		66 H New Mexico St.						0 3					
						272 H Seattle						3 0		181 A San Jose St.						0 3					
						149 A Utah St.						0 3		8 A Hawaii						0 3					

Non-Div. I Games:

Nevada

Average RPI Win: 267		WON-LOST	WINNING	LAST 10	STRENGTH OF		OPP. STRENGTH	TEAM	ADJ	CONF.	ADJ CONF.
Average RPI Loss: 158		RECORD	PCT. RANK	GAMES	SCHEDULE		OF SCHEDULE	RPI	RPI	RPI	RPI
DIV. I ONLY		14- 14	.5	161	5- 5		296	239	247	.41227	248
DIV. I NON-CONF.		8- 8	.5	164	1- 0		323	267	287	.37485	283
TOTALS		RPI 1-25	RPI 26-50		W-L RECORDS		RPI 51-100		RPI 101-150		RPI 150+
14- 14	0- 0	0- 0		OVERALL		0- 5		1- 1		13- 8	
7- 6	0- 0	0- 0		HOME		0- 1		1- 0		6- 5	
4- 6	0- 0	0- 0		AWAY		0- 4		0- 0		4- 2	
3- 2	0- 0	0- 0		NEUTRAL		0- 0		0- 1		3- 1	
8- 8	0- 0	0- 0		NON-CONFERENCE		0- 1		0- 1		8- 6	
4- 4	0- 0	0- 0		HOME		0- 0		0- 0		4- 4	
1- 2	0- 0	0- 0		AWAY		0- 1		0- 0		1- 1	
3- 2	0- 0	0- 0		NEUTRAL		0- 0		0- 1		3- 1	
6- 6	0- 0	0- 0		CONFERENCE		0- 4		1- 0		5- 2	
3- 2	0- 0	0- 0		HOME		0- 1		1- 0		2- 1	
3- 4	0- 0	0- 0		AWAY		0- 3		0- 0		3- 1	
0- 0	0- 0	0- 0		NEUTRAL		0- 0		0- 0		0- 0	
RPI S	Opponent	Score	RPI S	Opponent	Score	RPI S	Opponent	Score	RPI S	Opponent	Score
						73 A	Furman	0 3	140 H	Ga. Southern	3 2
						74 A	Appalachian St.	1 3	141 N	Pittsburgh	0 3
						74 H	Appalachian St.	1 3	151 H	Memphis	0 3
						76 A	Samford	0 3	156 N	South Fla.	0 3
						81 A	UCF	0 3	171 H	Evansville	0 3
									188 H	Elon	3 2
									201 H	Davidson	3 0
									208 H	East Tenn. St.	1 3
									221 A	George Mason	1 3
									222 A	Western Caro.	3 1
									222 H	Western Caro.	0 3
									270 N	Fla. Atlantic	3 2
									271 H	Radford	3 0
									275 A	Chattanooga	2 3
									281 A	Wofford	3 1
									289 H	Coastal Caro.	1 3
									292 A	Citadel	3 0
									295 N	High Point	3 1
									303 H	Howard	3 1
									305 N	Navy	3 1
									317 H	N.C. Central	3 0
									324 A	N.C. A&T	3 0
									324 H	N.C. A&T	3 0
LAST 10 GAMES											
						222 A	Western Caro.	3 1	201 H	Davidson	3 0
						74 A	Appalachian St.	1 3	275 A	Chattanooga	2 3
						281 A	Wofford	3 1	76 A	Samford	0 3
						73 A	Furman	0 3	317 H	N.C. Central	3 0
						140 H	Ga. Southern	3 2	74 H	Appalachian St.	1 3

Non-Div. I Games:

UNC Greensboro

Average RPI Win: 283		WON-LOST RECORD		WINNING PCT. RANK		LAST 10 GAMES		STRENGTH OF SCHEDULE		OPP. STRENGTH OF SCHEDULE		TEAM RPI		ADJ RPI		CONF. RPI		ADJ CONF. RPI	
DIV. I ONLY		7- 17		.29167 274		3- 7		203		206		258		.41171 249		17		17	
DIV. I NON-CONF.		3- 9		.25 269		0- 0		171		226		259		.41548 252		17		17	
TOTALS		RPI 1-25		RPI 26-50		W-L RECORDS		RPI 51-100		RPI 101-150		RPI 150+							
7- 17		0- 0		0- 1		OVERALL		0- 4		0- 7		7- 5							
4- 5		0- 0		0- 0		HOME		0- 2		0- 1		4- 2							
1- 8		0- 0		0- 1		AWAY		0- 2		0- 3		1- 2							
2- 4		0- 0		0- 0		NEUTRAL		0- 0		0- 3		2- 1							
3- 9		0- 0		0- 0		NON-CONFERENCE		0- 1		0- 5		3- 3							
2- 1		0- 0		0- 0		HOME		0- 1		0- 0		2- 0							
0- 4		0- 0		0- 0		AWAY		0- 0		0- 2		0- 2							
1- 4		0- 0		0- 0		NEUTRAL		0- 0		0- 3		1- 1							
4- 8		0- 0		0- 1		CONFERENCE		0- 3		0- 2		4- 2							
2- 4		0- 0		0- 0		HOME		0- 1		0- 1		2- 2							
1- 4		0- 0		0- 1		AWAY		0- 2		0- 1		1- 0							
1- 0		0- 0		0- 0		NEUTRAL		0- 0		0- 0		1- 0							
RPI	S	Opponent		Score		RPI	S	Opponent		Score		RPI	S	Opponent		Score			
						34	A	Dayton	0	3									
						79	A	Saint Louis	0	3			101	N	New Mexico	1	3		
						79	H	Saint Louis	0	3			103	A	Delaware	0	3		
						85	A	Xavier	0	3			107	A	Duquesne	0	3		
						99	H	South Carolina	0	3			112	N	Syracuse	1	3		
													114	N	Villanova	0	3		
													127	H	George Washington	0	3		
													141	A	Pittsburgh	0	3		
													176	A	Long Island	1	3		
													178	H	Charlotte	1	3		
													191	N	Lehigh	1	3		
													206	H	Rhode Island	3	0		
													217	A	Penn	1	3		
													229	H	Stony Brook	3	2		
													279	H	Fordham	1	3		
													297	N	Morgan St.	3	0		
													310	A	La Salle	3	1		
													310	H	La Salle	3	2		
													310	N	La Salle	3	1		
													321	H	Rider	3	0		
LAST 10 GAMES																			
						79	H	Saint Louis	0	3	79	A	Saint Louis	0	3				
						310	H	La Salle	3	2	310	A	La Salle	3	1				
						178	H	Charlotte	1	3	279	H	Fordham	1	3				
						127	H	George Washington	0	3	206	H	Rhode Island	3	0				
						107	A	Duquesne	0	3	34	A	Dayton	0	3				

Non-Div. I Games:

Temple

Average RPI Win: 250		WON-LOST RECORD		WINNING PCT. RANK		LAST 10 GAMES		STRENGTH OF SCHEDULE		OPP. STRENGTH OF SCHEDULE		TEAM RPI		ADJ RPI		CONF. RPI		ADJ CONF. RPI	
Average RPI Loss: 148																			
DIV. I ONLY		11- 15		.42308 208		2- 8		278		212		251		.40858 250		14		14	
DIV. I NON-CONF.		8- 3		.72727 59		1- 0		322		317		232		.43687 229		14		14	
TOTALS		RPI 1-25		RPI 26-50		W-L RECORDS		RPI 51-100		RPI 101-150		RPI 150+							
11- 15		0- 0		0- 2		OVERALL		0- 4		2- 2		9- 7							
4- 7		0- 0		0- 1		HOME		0- 2		2- 1		2- 3							
2- 8		0- 0		0- 1		AWAY		0- 2		0- 1		2- 4							
5- 0		0- 0		0- 0		NEUTRAL		0- 0		0- 0		5- 0							
8- 3		0- 0		0- 0		NON-CONFERENCE		0- 1		0- 0		8- 2							
2- 0		0- 0		0- 0		HOME		0- 0		0- 0		2- 0							
1- 3		0- 0		0- 0		AWAY		0- 1		0- 0		1- 2							
5- 0		0- 0		0- 0		NEUTRAL		0- 0		0- 0		5- 0							
3- 12		0- 0		0- 2		CONFERENCE		0- 3		2- 2		1- 5							
2- 7		0- 0		0- 1		HOME		0- 2		2- 1		0- 3							
1- 5		0- 0		0- 1		AWAY		0- 1		0- 1		1- 2							
0- 0		0- 0		0- 0		NEUTRAL		0- 0		0- 0		0- 0							
RPI S	Opponent	Score		RPI S	Opponent	Score		RPI S	Opponent	Score		RPI S	Opponent	Score					
				46 A	North Dakota St.	0	3	61 H	IPFW	2	3	124 H	IUPUI	0	3				
				46 H	North Dakota St.	0	3	67 A	Oral Roberts	1	3	137 H	Oakland	3	1				
								67 H	Oral Roberts	0	3	147 A	South Dakota St.	0	3				
								100 A	Illinois St.	1	3	147 H	South Dakota St.	3	0				
												182 A	South Dakota	1	3				
												182 H	South Dakota	2	3				
												220 A	Ill.-Chicago	1	3				
												226 A	Indiana St.	3	0				
												227 A	UMKC	3	1				
												227 H	UMKC	2	3				
												228 A	Southern Utah	0	3				
												228 H	Southern Utah	2	3				
												230 N	Kent St.	3	2				
												253 H	DePaul	3	0				
												281 N	Wofford	3	0				
												288 A	SIU Edwardsville	2	3				
												288 N	SIU Edwardsville	3	1				
												316 N	Ark.-Pine Bluff	3	0				
												319 H	Chicago St.	3	0				
												327 N	Savannah St.	3	0				
				LAST 10 GAMES															
				227 H	UMKC	2	3	46 H	North Dakota St.	0	3								
				182 H	South Dakota	2	3	147 H	South Dakota St.	3	0								
				228 A	Southern Utah	0	3	61 H	IPFW	2	3								
				67 A	Oral Roberts	1	3	124 H	IUPUI	0	3								
				253 H	DePaul	3	0	182 A	South Dakota	1	3								

Non-Div. I Games:

Western Ill.

Average RPI Win:	265	WON-LOST RECORD	WINNING PCT. RANK	LAST 10 GAMES	STRENGTH OF SCHEDULE	OPP. STRENGTH OF SCHEDULE	TEAM RPI	ADJ RPI	CONF. RPI	ADJ CONF. RPI		
DIV. I ONLY	11- 16	.40741	216	3- 7	239	235	241	.40748	251	25	26	
DIV. I NON-CONF.	8- 10	.44444	200	0- 1	244	216	228	.42827	236	26	26	
<hr/>												
TOTALS	RPI 1-25	RPI 26-50		W-L RECORDS		RPI 51-100		RPI 101-150		RPI 150+		
11- 16	0- 0	0- 2		OVERALL		0- 2		0- 2		11- 10		
3- 4	0- 0	0- 0		HOME		0- 1		0- 1		3- 2		
3- 7	0- 0	0- 1		AWAY		0- 1		0- 0		3- 5		
5- 5	0- 0	0- 1		NEUTRAL		0- 0		0- 1		5- 3		
<hr/>												
8- 10	0- 0	0- 2		NON-CONFERENCE		0- 0		0- 2		8- 6		
1- 2	0- 0	0- 0		HOME		0- 0		0- 1		1- 1		
2- 3	0- 0	0- 1		AWAY		0- 0		0- 0		2- 2		
5- 5	0- 0	0- 1		NEUTRAL		0- 0		0- 1		5- 3		
<hr/>												
3- 6	0- 0	0- 0		CONFERENCE		0- 2		0- 0		3- 4		
2- 2	0- 0	0- 0		HOME		0- 1		0- 0		2- 1		
1- 4	0- 0	0- 0		AWAY		0- 1		0- 0		1- 3		
0- 0	0- 0	0- 0		NEUTRAL		0- 0		0- 0		0- 0		
<hr/>												
RPI	S	Opponent	Score	RPI	S	Opponent	Score	RPI	S	Opponent	Score	
				32	A	Missouri	0 3	94	A	Albany (NY)	0 3	
				46	N	North Dakota St.	0 3	94	H	Albany (NY)	1 3	
										112	H Syracuse	0 3
										125	N Iowa	0 3
										158	A Columbia	0 3
										160	H Niagara	0 3
										166	N Princeton	3 1
										167	A Connecticut	0 3
										184	N Idaho St.	0 3
										218	N Tulane	0 3
										223	N St. John's (NY)	2 3
										224	A UMBC	0 3
										224	H UMBC	1 3
										229	A Stony Brook	2 3
										229	H Stony Brook	3 0
										235	A Rutgers	3 1
										238	A New Hampshire	3 1
										256	H Siena	3 0
										265	A Hartford	2 3
										267	A Cornell	3 1
										286	N Holy Cross	3 1
										303	N Howard	3 0
										303	N Howard	3 2
										307	H Providence	3 1
										323	N St. Francis (NY)	3 0
				LAST 10 GAMES								
				224	H	UMBC	1 3	238	A	New Hampshire	3 1	
				229	H	Stony Brook	3 0	307	H	Providence	3 1	
				94	A	Albany (NY)	0 3	229	A	Stony Brook	2 3	
				112	H	Syracuse	0 3	224	A	UMBC	0 3	
				265	A	Hartford	2 3	94	H	Albany (NY)	1 3	

Non-Div. I Games:

Binghamton

Average RPI Win: 255		WON-LOST	WINNING	LAST 10	STRENGTH OF		OPP. STRENGTH	TEAM	ADJ	CONF.	ADJ CONF.
Average RPI Loss: 167		RECORD	PCT. RANK	GAMES	SCHEDULE		OF SCHEDULE	RPI	RPI	RPI	RPI
DIV. I ONLY		9- 13	.40909	215	2- 7		268	222	252	.40507	252
DIV. I NON-CONF.		6- 4	.6	119	0- 0		317	298	248	.41952	247
TOTALS		RPI 1-25	RPI 26-50		W-L RECORDS		RPI 51-100		RPI 101-150		RPI 150+
9- 13	0- 0	0- 2		OVERALL		0- 2		0- 0		9- 9	
5- 3	0- 0	0- 2		HOME		0- 0		0- 0		5- 1	
1- 9	0- 0	0- 0		AWAY		0- 1		0- 0		1- 8	
3- 1	0- 0	0- 0		NEUTRAL		0- 1		0- 0		3- 0	
6- 4	0- 0	0- 0		NON-CONFERENCE		0- 1		0- 0		6- 3	
3- 0	0- 0	0- 0		HOME		0- 0		0- 0		3- 0	
0- 3	0- 0	0- 0		AWAY		0- 0		0- 0		0- 3	
3- 1	0- 0	0- 0		NEUTRAL		0- 1		0- 0		3- 0	
3- 9	0- 0	0- 2		CONFERENCE		0- 1		0- 0		3- 6	
2- 3	0- 0	0- 2		HOME		0- 0		0- 0		2- 1	
1- 6	0- 0	0- 0		AWAY		0- 1		0- 0		1- 5	
0- 0	0- 0	0- 0		NEUTRAL		0- 0		0- 0		0- 0	
RPI S	Opponent	Score	RPI S	Opponent	Score	RPI S	Opponent	Score	RPI S	Opponent	Score
			26 H	Western Ky.	0 3	67 N	Oral Roberts	0 3	152 A	Troy	0 3
			48 H	Middle Tenn.	0 3	93 A	Arkansas St.	1 3	155 H	Stephen F. Austin	3 2
									172 A	Denver	0 3
									172 H	Denver	2 3
									175 A	North Texas	2 3
									175 H	North Texas	3 2
									213 A	UALR	2 3
									232 A	Nicholls St.	2 3
									241 A	South Ala.	1 3
									243 A	La.-Lafayette	3 1
									243 H	La.-Lafayette	3 2
									263 A	McNeese St.	1 3
									263 H	McNeese St.	3 2
									294 N	Alabama A&M	3 2
									296 N	Prairie View	3 1
									311 A	Southeastern La.	1 3
									314 H	Grambling	3 0
									314 N	Grambling	3 1
LAST 10 GAMES											
			93 A	Arkansas St.	1 3	175 A	North Texas	2 3			
			213 A	UALR	2 3	243 H	La.-Lafayette	3 2			
			26 H	Western Ky.	0 3	172 H	Denver	2 3			
			48 H	Middle Tenn.	0 3	175 H	North Texas	3 2			
			172 A	Denver	0 3	243 A	La.-Lafayette	3 1			

Non-Div. I Games:

La.-Monroe

Average RPI Win:	236	WON-LOST RECORD	WINNING PCT. RANK	LAST 10 GAMES	STRENGTH OF SCHEDULE	OPP. STRENGTH OF SCHEDULE	TEAM RPI	ADJ RPI	CONF. RPI	ADJ CONF. RPI		
DIV. I ONLY		6- 19	.24	285	2- 8	190	146	260	.40329	253	12	12
DIV. I NON-CONF.		4- 11	.26667	267	1- 1	208	201	264	.40245	263	11	11
<hr/>												
TOTALS	RPI 1-25	RPI 26-50		W-L RECORDS		RPI 51-100		RPI 101-150		RPI 150+		
6- 19	0- 1	0- 2		OVERALL		0- 3		1- 6		5- 7		
3- 8	0- 1	0- 2		HOME		0- 1		1- 2		2- 2		
1- 7	0- 0	0- 0		AWAY		0- 1		0- 2		1- 4		
2- 4	0- 0	0- 0		NEUTRAL		0- 1		0- 2		2- 1		
<hr/>												
4- 11	0- 0	0- 1		NON-CONFERENCE		0- 2		0- 4		4- 4		
2- 3	0- 0	0- 1		HOME		0- 0		0- 1		2- 1		
0- 4	0- 0	0- 0		AWAY		0- 1		0- 1		0- 2		
2- 4	0- 0	0- 0		NEUTRAL		0- 1		0- 2		2- 1		
<hr/>												
2- 8	0- 1	0- 1		CONFERENCE		0- 1		1- 2		1- 3		
1- 5	0- 1	0- 1		HOME		0- 1		1- 1		0- 1		
1- 3	0- 0	0- 0		AWAY		0- 0		0- 1		1- 2		
0- 0	0- 0	0- 0		NEUTRAL		0- 0		0- 0		0- 0		
<hr/>												
RPI	S	Opponent	Score	RPI	S	Opponent	Score	RPI	S	Opponent	Score	
24	H	Cincinnati	0 3	42	H	Kansas	0 3	58	H	Notre Dame	1 3	
				49	H	Louisville	0 3	61	N	IPFW	2 3	
								97	A	Wyoming	0 3	
										106	N Oregon St.	0 3
										107	N Duquesne	0 3
										110	H Georgetown	3 2
										113	H San Diego St.	0 3
										114	H Villanova	2 3
										141	A Pittsburgh	1 3
										145	A Cleveland St.	0 3
										154	A West Virginia	0 3
										156	H South Fla.	0 3
										161	H Valparaiso	0 3
										167	A Connecticut	1 3
										182	N South Dakota	3 2
										198	N Gonzaga	0 3
										220	A Ill.-Chicago	1 3
										223	A St. John's (NY)	3 0
										250	A Western Ill.	0 3
										283	N Loyola Chicago	3 0
										300	H Montana St.	3 0
										319	H Chicago St.	3 0
<hr/>												
LAST 10 GAMES												
167	A	Connecticut	1 3	58	H	Notre Dame	1 3					
223	A	St. John's (NY)	3 0	141	A	Pittsburgh	1 3					
319	H	Chicago St.	3 0	154	A	West Virginia	0 3					
156	H	South Fla.	0 3	24	H	Cincinnati	0 3					
250	A	Western Ill.	0 3	49	H	Louisville	0 3					

Non-Div. I Games:

DePaul

Average RPI Win:	264	WON-LOST RECORD	WINNING PCT. RANK	LAST 10 GAMES	STRENGTH OF SCHEDULE	OPP. STRENGTH OF SCHEDULE	TEAM RPI	ADJ RPI	CONF. RPI	ADJ CONF. RPI				
DIV. I ONLY		11- 16	.40741 216	5- 4	236	253	242	.40245 254	28	28				
DIV. I NON-CONF.		6- 10	.375 229	2- 0	168	214	208	.43923 221	28	28				
<hr/>														
TOTALS	RPI 1-25	RPI 26-50		W-L RECORDS		RPI 51-100		RPI 101-150		RPI 150+				
11- 16	0- 0	0- 1		OVERALL		0- 3		0- 1		11- 11				
4- 6	0- 0	0- 0		HOME		0- 2		0- 0		4- 4				
5- 6	0- 0	0- 1		AWAY		0- 0		0- 1		5- 4				
2- 4	0- 0	0- 0		NEUTRAL		0- 1		0- 0		2- 3				
<hr/>														
6- 10	0- 0	0- 1		NON-CONFERENCE		0- 3		0- 1		6- 5				
2- 3	0- 0	0- 0		HOME		0- 2		0- 0		2- 1				
2- 3	0- 0	0- 1		AWAY		0- 0		0- 1		2- 1				
2- 4	0- 0	0- 0		NEUTRAL		0- 1		0- 0		2- 3				
<hr/>														
5- 6	0- 0	0- 0		CONFERENCE		0- 0		0- 0		5- 6				
2- 3	0- 0	0- 0		HOME		0- 0		0- 0		2- 3				
3- 3	0- 0	0- 0		AWAY		0- 0		0- 0		3- 3				
0- 0	0- 0	0- 0		NEUTRAL		0- 0		0- 0		0- 0				
<hr/>														
RPI S	Opponent	Score	RPI S	Opponent	Score	RPI S	Opponent	Score	RPI S	Opponent	Score			
39	A	Arizona	0	3	52	N	Ohio	1	3	140	A	Ga. Southern	1	3
					73	H	Furman	0	3	157	N	Cal St. Fullerton	0	3
					98	H	Col. of Charleston	1	3	159	H	Winthrop	0	3
										164	H	Liberty	0	3
										193	N	Georgia St.	3	0
										199	A	UNC Asheville	1	3
										204	N	Eastern Wash.	1	3
										208	H	East Tenn. St.	3	2
										219	H	William & Mary	2	3
										225	A	North Florida	0	3
										234	A	Jacksonville	3	2
										236	H	UNC Wilmington	3	2
										242	A	Campbell	2	3
										271	H	Radford	0	3
										274	N	South Carolina St.	2	3
										274	N	South Carolina St.	3	1
										287	A	S.C. Upstate	3	1
										289	A	Coastal Caro.	3	0
										289	H	Coastal Caro.	3	1
										293	A	Gardner-Webb	3	1
										295	A	High Point	2	3
										301	A	Charleston So.	3	1
										301	H	Charleston So.	3	0
<hr/>														
LAST 10 GAMES														
289	A	Coastal Caro.	3	0	208	H	East Tenn. St.	3	2	301	A	Charleston So.	3	1
301	A	Charleston So.	3	1	242	A	Campbell	2	3	301	H	Charleston So.	3	0
287	A	S.C. Upstate	3	1	295	A	High Point	2	3					
164	H	Liberty	0	3	293	A	Gardner-Webb	3	1					
271	H	Radford	0	3	199	A	UNC Asheville	1	3					

Non-Div. I Games:

Presbyterian

Average RPI Win:	260	WON-LOST RECORD	WINNING PCT. RANK	LAST 10 GAMES	STRENGTH OF SCHEDULE	OPP. STRENGTH OF SCHEDULE	TEAM RPI	ADJ RPI	CONF. RPI	ADJ CONF. RPI	
Average RPI Loss:	165										
DIV. I ONLY		9- 18	.33333 249	6- 4	226	226	255	.40015 255	27	27	
DIV. I NON-CONF.		2- 9	.18182 291	0- 0	95	133	235	.43868 224	25	25	
<hr/>											
TOTALS	RPI 1-25	RPI 26-50		W-L RECORDS	RPI 51-100		RPI 101-150		RPI 150+		
9- 18	0- 0	0- 1		OVERALL	0- 6		0- 2		9- 9		
5- 5	0- 0	0- 0		HOME	0- 1		0- 0		5- 4		
2- 7	0- 0	0- 0		AWAY	0- 2		0- 1		2- 4		
2- 6	0- 0	0- 1		NEUTRAL	0- 3		0- 1		2- 1		
<hr/>											
2- 9	0- 0	0- 1		NON-CONFERENCE	0- 4		0- 2		2- 2		
0- 0	0- 0	0- 0		HOME	0- 0		0- 0		0- 0		
0- 3	0- 0	0- 0		AWAY	0- 1		0- 1		0- 1		
2- 6	0- 0	0- 1		NEUTRAL	0- 3		0- 1		2- 1		
<hr/>											
7- 9	0- 0	0- 0		CONFERENCE	0- 2		0- 0		7- 7		
5- 5	0- 0	0- 0		HOME	0- 1		0- 0		5- 4		
2- 4	0- 0	0- 0		AWAY	0- 1		0- 0		2- 3		
0- 0	0- 0	0- 0		NEUTRAL	0- 0		0- 0		0- 0		
<hr/>											
RPI S	Opponent	Score	RPI S	Opponent	Score	RPI S	Opponent	Score	RPI S	Opponent	Score
			32 N	Missouri	0 3	75 N	FIU	0 3	102 N	Central Mich.	1 3
						82 A	Lipscomb	0 3	134 A	Alabama	1 3
						84 N	Texas St.	1 3	186 A	Butler	0 3
						95 A	Morehead St.	1 3	188 N	Elon	1 3
						95 H	Morehead St.	1 3	189 H	Tennessee St.	3 0
						96 N	Auburn	1 3	208 N	East Tenn. St.	3 1
									209 H	UT Martin	1 3
									211 A	Eastern Ky.	1 3
									211 H	Eastern Ky.	3 2
									260 A	Jacksonville St.	1 3
									260 H	Jacksonville St.	3 1
									266 H	Southeast Mo. St.	2 3
									280 H	Murray St.	3 0
									284 A	Eastern Ill.	3 0
									284 H	Eastern Ill.	1 3
									288 A	SIU Edwardsville	2 3
									288 H	SIU Edwardsville	2 3
									298 A	Tennessee Tech	3 0
									298 H	Tennessee Tech	3 1
									309 N	Alabama St.	3 0
<hr/>											
LAST 10 GAMES											
			260 H	Jacksonville St.	3 1	209 H	UT Martin	1 3			
			298 H	Tennessee Tech	3 1	189 H	Tennessee St.	3 0			
			95 H	Morehead St.	1 3	280 H	Murray St.	3 0			
			284 A	Eastern Ill.	3 0	266 H	Southeast Mo. St.	2 3			
			288 A	SIU Edwardsville	2 3	211 H	Eastern Ky.	3 2			

Non-Div. I Games:

Austin Peay

Average RPI Win: 270		WON-LOST	WINNING	LAST 10	STRENGTH OF		OPP. STRENGTH	TEAM	ADJ	CONF.	ADJ CONF.
Average RPI Loss: 200		RECORD	PCT. RANK	GAMES	SCHEDULE		OF SCHEDULE	RPI	RPI	RPI	RPI
DIV. I ONLY		10- 12	.45455 186	7- 3	285		279	256	.39792 256	30	31
DIV. I NON-CONF.		2- 6	.25 269	0- 0	266		139	281	.3875 272	31	31
TOTALS		RPI 1-25	RPI 26-50	W-L RECORDS	RPI 51-100		RPI 101-150		RPI 150+		
10- 12	0- 0		0- 0	OVERALL	0- 2		0- 1		10- 9		
3- 5	0- 0		0- 0	HOME	0- 0		0- 0		3- 5		
5- 5	0- 0		0- 0	AWAY	0- 0		0- 1		5- 4		
2- 2	0- 0		0- 0	NEUTRAL	0- 2		0- 0		2- 0		
2- 6	0- 0		0- 0	NON-CONFERENCE	0- 2		0- 1		2- 3		
0- 1	0- 0		0- 0	HOME	0- 0		0- 0		0- 1		
0- 3	0- 0		0- 0	AWAY	0- 0		0- 1		0- 2		
2- 2	0- 0		0- 0	NEUTRAL	0- 2		0- 0		2- 0		
8- 6	0- 0		0- 0	CONFERENCE	0- 0		0- 0		8- 6		
3- 4	0- 0		0- 0	HOME	0- 0		0- 0		3- 4		
5- 2	0- 0		0- 0	AWAY	0- 0		0- 0		5- 2		
0- 0	0- 0		0- 0	NEUTRAL	0- 0		0- 0		0- 0		
RPI S	Opponent	Score	RPI S	Opponent	Score	RPI S	Opponent	Score	RPI S	Opponent	Score
						87 N	Sacred Heart	0 3	112 A	Syracuse	0 3
						94 N	Albany (NY)	1 3	160 H	Niagara	1 3
									162 N	Colorado	3 2
									183 H	Hofstra	1 3
									194 A	Fairfield	1 3
									194 H	Fairfield	2 3
									231 A	Marist	3 2
									231 H	Marist	3 0
									239 A	Manhattan	3 1
									251 A	Binghamton	0 3
									273 A	Iona	3 0
									273 H	Iona	0 3
									278 H	Canisius	2 3
									279 A	Fordham	1 3
									291 A	Loyola Maryland	2 3
									291 H	Loyola Maryland	3 1
									302 N	Youngstown St.	3 2
									321 A	Rider	3 1
									321 H	Rider	3 0
									325 A	Saint Peter's	3 1
LAST 10 GAMES											
						231 A	Marist	3 2	239 A	Manhattan	3 1
						273 A	Iona	3 0	160 H	Niagara	1 3
						291 H	Loyola Maryland	3 1	278 H	Canisius	2 3
						321 H	Rider	3 0	194 A	Fairfield	1 3
						325 A	Saint Peter's	3 1	231 H	Marist	3 0

Non-Div. I Games:

Siena

Average RPI Win:	280	WON-LOST RECORD	WINNING PCT. RANK	LAST 10 GAMES	STRENGTH OF SCHEDULE	OPP. STRENGTH OF SCHEDULE	TEAM RPI	ADJ RPI	CONF. RPI	ADJ CONF. RPI	
Average RPI Loss:	140										
DIV. I ONLY		4- 22	.15385 312	2- 8	98	227	264	.39593 257	24	23	
DIV. I NON-CONF.		1- 12	.07692 307	0- 1	56	169	254	.42094 245	22	21	
<hr/>											
TOTALS	RPI 1-25	RPI 26-50		W-L RECORDS	RPI 51-100		RPI 101-150		RPI 150+		
4- 22	0- 0	0- 1		OVERALL	0- 4		0- 8		4- 9		
2- 8	0- 0	0- 0		HOME	0- 2		0- 2		2- 4		
2- 9	0- 0	0- 1		AWAY	0- 2		0- 3		2- 3		
0- 5	0- 0	0- 0		NEUTRAL	0- 0		0- 3		0- 2		
<hr/>											
1- 12	0- 0	0- 1		NON-CONFERENCE	0- 2		0- 6		1- 3		
0- 3	0- 0	0- 0		HOME	0- 1		0- 1		0- 1		
1- 4	0- 0	0- 1		AWAY	0- 1		0- 2		1- 0		
0- 5	0- 0	0- 0		NEUTRAL	0- 0		0- 3		0- 2		
<hr/>											
3- 10	0- 0	0- 0		CONFERENCE	0- 2		0- 2		3- 6		
2- 5	0- 0	0- 0		HOME	0- 1		0- 1		2- 3		
1- 5	0- 0	0- 0		AWAY	0- 1		0- 1		1- 3		
0- 0	0- 0	0- 0		NEUTRAL	0- 0		0- 0		0- 0		
<hr/>											
RPI S	Opponent	Score	RPI S	Opponent	Score	RPI S	Opponent	Score	RPI S	Opponent	Score
			34 A	Dayton	0 3	61 H	IPFW	0 3	102 N	Central Mich.	0 3
						68 A	Milwaukee	0 3	105 N	James Madison	0 3
						68 H	Milwaukee	0 3	121 H	Bowling Green	0 3
						85 A	Xavier	0 3	130 A	Toledo	0 3
									137 A	Oakland	0 3
									137 N	Oakland	1 3
									145 A	Cleveland St.	0 3
									145 H	Cleveland St.	0 3
									160 N	Niagara	0 3
									161 A	Valparaiso	0 3
									161 H	Valparaiso	0 3
									177 H	Miami (OH)	1 3
									186 A	Butler	0 3
									200 H	Green Bay	1 3
									201 N	Davidson	0 3
									220 A	Ill.-Chicago	0 3
									220 H	Ill.-Chicago	3 0
									283 H	Loyola Chicago	1 3
									295 A	High Point	3 0
									302 A	Youngstown St.	3 1
									302 H	Youngstown St.	3 0
<hr/>											
LAST 10 GAMES											
			161 H	Valparaiso	0 3	145 A	Cleveland St.	0 3			
			220 H	Ill.-Chicago	3 0	283 H	Loyola Chicago	1 3			
			68 H	Milwaukee	0 3	200 H	Green Bay	1 3			
			34 A	Dayton	0 3	186 A	Butler	0 3			
			302 A	Youngstown St.	3 1	220 A	Ill.-Chicago	0 3			

Non-Div. I Games:

Wright St.

Average RPI Win: 256		WON-LOST RECORD	WINNING PCT. RANK		LAST 10 GAMES	STRENGTH OF SCHEDULE	OPP. STRENGTH OF SCHEDULE	TEAM RPI	ADJ RPI	CONF. RPI	ADJ CONF. RPI		
Average RPI Loss: 173													
DIV. I ONLY		10- 17	.37037	237	5- 5	235	256	254	.39584	258	23	24	
DIV. I NON-CONF.		7- 10	.41176	216	2- 1	225	253	234	.42395	240	24	23	
<hr/>													
TOTALS		RPI 1-25		RPI 26-50		W-L RECORDS		RPI 51-100		RPI 101-150		RPI 150+	
10- 17		0- 0		0- 0		OVERALL		0- 3		1- 2		9- 12	
6- 8		0- 0		0- 0		HOME		0- 1		0- 2		6- 5	
3- 6		0- 0		0- 0		AWAY		0- 1		0- 0		3- 5	
1- 3		0- 0		0- 0		NEUTRAL		0- 1		1- 0		0- 2	
7- 10		0- 0		0- 0		NON-CONFERENCE		0- 2		1- 1		6- 7	
4- 4		0- 0		0- 0		HOME		0- 0		0- 1		4- 3	
2- 3		0- 0		0- 0		AWAY		0- 1		0- 0		2- 2	
1- 3		0- 0		0- 0		NEUTRAL		0- 1		1- 0		0- 2	
3- 7		0- 0		0- 0		CONFERENCE		0- 1		0- 1		3- 5	
2- 4		0- 0		0- 0		HOME		0- 1		0- 1		2- 2	
1- 3		0- 0		0- 0		AWAY		0- 0		0- 0		1- 3	
0- 0		0- 0		0- 0		NEUTRAL		0- 0		0- 0		0- 0	
RPI	S	Opponent	Score	RPI	S	Opponent	Score	RPI	S	Opponent	Score		
								72	A	Georgia Tech	0 3		
								76	N	Samford	0 3		
								82	H	Lipscomb	0 3		
												118 N Georgia	3 2
												139 H Belmont	1 3
												140 H Ga. Southern	0 3
												152 A Troy	0 3
												152 H Troy	0 3
												159 H Winthrop	0 3
												174 H Fla. Gulf Coast	2 3
												189 H Tennessee St.	2 3
												193 H Georgia St.	3 0
												201 N Davidson	0 3
												208 A East Tenn. St.	1 3
												225 A North Florida	1 3
												225 H North Florida	3 0
												234 A Jacksonville	2 3
												234 H Jacksonville	0 3
												236 N UNC Wilmington	0 3
												261 A Florida A&M	2 3
												261 H Florida A&M	3 1
												275 A Chattanooga	3 0
												275 H Chattanooga	3 1
												287 A S.C. Upstate	3 1
												290 H Stetson	3 1
												306 H Norfolk St.	3 0
												327 A Savannah St.	3 0
				LAST 10 GAMES									
				234	H	Jacksonville	0 3	327	A	Savannah St.	3 0		
				225	H	North Florida	3 0	261	A	Florida A&M	2 3		
				287	A	S.C. Upstate	3 1	290	H	Stetson	3 1		
				208	A	East Tenn. St.	1 3	174	H	Fla. Gulf Coast	2 3		
				275	H	Chattanooga	3 1	225	A	North Florida	1 3		

Non-Div. I Games:

Mercer

Average RPI Win: 266		WON-LOST RECORD		WINNING PCT. RANK		LAST 10 GAMES		STRENGTH OF SCHEDULE		OPP. STRENGTH OF SCHEDULE		TEAM RPI		ADJ RPI		CONF. RPI		ADJ CONF. RPI	
DIV. I ONLY		6- 15		.28571 278		2- 8		177		258		257		.39577 259		19		19	
DIV. I NON-CONF.		4- 7		.36364 235		0- 0		199		282		239		.41823 249		21		20	
TOTALS		RPI 1-25		RPI 26-50		W-L RECORDS		RPI 51-100		RPI 101-150		RPI 150+							
6- 15		0- 0		0- 0		OVERALL		0- 4		0- 0		6- 11							
3- 5		0- 0		0- 0		HOME		0- 1		0- 0		3- 4							
2- 7		0- 0		0- 0		AWAY		0- 2		0- 0		2- 5							
1- 3		0- 0		0- 0		NEUTRAL		0- 1		0- 0		1- 2							
4- 7		0- 0		0- 0		NON-CONFERENCE		0- 2		0- 0		4- 5							
2- 1		0- 0		0- 0		HOME		0- 0		0- 0		2- 1							
1- 3		0- 0		0- 0		AWAY		0- 1		0- 0		1- 2							
1- 3		0- 0		0- 0		NEUTRAL		0- 1		0- 0		1- 2							
2- 8		0- 0		0- 0		CONFERENCE		0- 2		0- 0		2- 6							
1- 4		0- 0		0- 0		HOME		0- 1		0- 0		1- 3							
1- 4		0- 0		0- 0		AWAY		0- 1		0- 0		1- 3							
0- 0		0- 0		0- 0		NEUTRAL		0- 0		0- 0		0- 0							
RPI	S	Opponent		Score	RPI	S	Opponent		Score	RPI	S	Opponent		Score					
							71 N	Northeastern	0 3			158 A	Columbia	0 3					
							87 A	Sacred Heart	0 3			158 H	Columbia	1 3					
							90 A	Yale	0 3			166 A	Princeton	0 3					
							90 H	Yale	0 3			168 H	Dartmouth	0 3					
												179 H	Harvard	1 3					
												205 N	Buffalo	1 3					
												206 A	Rhode Island	1 3					
												215 H	Md.-East. Shore	2 3					
												217 A	Penn	3 2					
												223 A	St. John's (NY)	2 3					
												235 N	Rutgers	2 3					
												262 H	Bryant	3 0					
												265 N	Hartford	3 1					
												267 A	Cornell	1 3					
												267 H	Cornell	3 2					
												279 H	Fordham	3 1					
												307 A	Providence	3 1					
LAST 10 GAMES																			
							158 A	Columbia	0 3			168 H	Dartmouth	0 3					
							267 A	Cornell	1 3			179 H	Harvard	1 3					
							90 H	Yale	0 3			267 H	Cornell	3 2					
							166 A	Princeton	0 3			158 H	Columbia	1 3					
							217 A	Penn	3 2			90 A	Yale	0 3					

Non-Div. I Games:

Brown

Average RPI Win:		268	WON-LOST RECORD		WINNING PCT. RANK		LAST 10 GAMES		STRENGTH OF SCHEDULE		OPP. STRENGTH OF SCHEDULE		TEAM RPI		ADJ RPI		CONF. RPI		ADJ CONF. RPI		
DIV. I ONLY			9- 17		.34615 248		4- 6		218		241		250		.39381 260		27		27		
DIV. I NON-CONF.			2- 8		.2 285		0- 0		70		150		215		.44466 215		25		25		
TOTALS		RPI 1-25		RPI 26-50		W-L RECORDS		RPI 51-100		RPI 101-150		RPI 150+									
9- 17		0- 2		0- 1		OVERALL		0- 3		0- 0		9- 11									
4- 4		0- 0		0- 0		HOME		0- 0		0- 0		4- 4									
3- 9		0- 1		0- 0		AWAY		0- 2		0- 0		3- 6									
2- 4		0- 1		0- 1		NEUTRAL		0- 1		0- 0		2- 1									
2- 8		0- 2		0- 1		NON-CONFERENCE		0- 2		0- 0		2- 3									
0- 0		0- 0		0- 0		HOME		0- 0		0- 0		0- 0									
0- 4		0- 1		0- 0		AWAY		0- 1		0- 0		0- 2									
2- 4		0- 1		0- 1		NEUTRAL		0- 1		0- 0		2- 1									
7- 9		0- 0		0- 0		CONFERENCE		0- 1		0- 0		7- 8									
4- 4		0- 0		0- 0		HOME		0- 0		0- 0		4- 4									
3- 5		0- 0		0- 0		AWAY		0- 1		0- 0		3- 4									
0- 0		0- 0		0- 0		NEUTRAL		0- 0		0- 0		0- 0									
RPI	S	Opponent		Score		RPI	S	Opponent		Score		RPI	S	Opponent		Score					
10	A	Purdue		0	3	33	N	Ball St.		1	3	86	A	LSU		0	3				
25	N	Miami (FL)		0	3							95	A	Morehead St.		0	3				
												98	N	Col. of Charleston		0	3				
												179	A	Harvard		0	3				
												189	A	Tennessee St.		3	1				
												189	H	Tennessee St.		1	3				
												193	A	Georgia St.		1	3				
												209	A	UT Martin		2	3				
												209	H	UT Martin		1	3				
												211	A	Eastern Ky.		0	3				
												222	N	Western Caro.		3	0				
												243	N	La.-Lafayette		2	3				
												255	A	Austin Peay		1	3				
												255	H	Austin Peay		3	1				
												266	A	Southeast Mo. St.		1	3				
												266	H	Southeast Mo. St.		3	2				
												280	A	Murray St.		3	2				
												280	H	Murray St.		3	1				
												284	H	Eastern Ill.		2	3				
												288	H	SIU Edwardsville		2	3				
												298	A	Tennessee Tech		3	2				
												298	H	Tennessee Tech		3	0				
												326	N	Alcorn St.		3	0				
LAST 10 GAMES																					
255 A Austin Peay						1	3	284 H Eastern Ill.						2	3						
189 A Tennessee St.						3	1	209 A UT Martin						2	3						
266 H Southeast Mo. St.						3	2	95 A Morehead St.						0	3						
280 H Murray St.						3	1	211 A Eastern Ky.						0	3						
288 H SIU Edwardsville						2	3	298 A Tennessee Tech						3	2						

Non-Div. I Games:

Jacksonville St.

Average RPI Win: 297		WON-LOST RECORD		WINNING PCT. RANK		LAST 10 GAMES		STRENGTH OF SCHEDULE		OPP. STRENGTH OF SCHEDULE		TEAM RPI		ADJ RPI		CONF. RPI		ADJ CONF. RPI					
DIV. I ONLY		8- 12		.4 219		8- 2		294		270		274		.39012 261		32		32					
DIV. I NON-CONF.		2- 11		.15385 296		2- 1		159		113		268		.39486 267		32		32					
TOTALS		RPI 1-25		RPI 26-50		W-L RECORDS		RPI 51-100		RPI 101-150		RPI 150+											
8- 12		0- 2		0- 1		OVERALL		0- 2		0- 1		8- 6											
5- 1		0- 0		0- 0		HOME		0- 0		0- 0		5- 1											
3- 6		0- 1		0- 0		AWAY		0- 1		0- 1		3- 3											
0- 5		0- 1		0- 1		NEUTRAL		0- 1		0- 0		0- 2											
2- 11		0- 2		0- 1		NON-CONFERENCE		0- 2		0- 1		2- 5											
1- 1		0- 0		0- 0		HOME		0- 0		0- 0		1- 1											
1- 5		0- 1		0- 0		AWAY		0- 1		0- 1		1- 2											
0- 5		0- 1		0- 1		NEUTRAL		0- 1		0- 0		0- 2											
6- 1		0- 0		0- 0		CONFERENCE		0- 0		0- 0		6- 1											
4- 0		0- 0		0- 0		HOME		0- 0		0- 0		4- 0											
2- 1		0- 0		0- 0		AWAY		0- 0		0- 0		2- 1											
0- 0		0- 0		0- 0		NEUTRAL		0- 0		0- 0		0- 0											
RPI	S	Opponent		Score		RPI	S	Opponent		Score		RPI	S	Opponent		Score							
23	N	Oklahoma		0	3	42	N	Kansas		0	3	75	A	FIU		0	3	118	A	Georgia	0	3	
25	A	Miami (FL)		0	3							96	N	Auburn		0	3	164	N	Liberty	0	3	
																		225	A	North Florida		1	3
																		225	N	North Florida		1	3
																		234	A	Jacksonville		3	2
																		234	H	Jacksonville		1	3
																		258	A	Mercer		1	3
																		258	H	Mercer		3	2
																		274	A	South Carolina St.		1	3
																		274	H	South Carolina St.		3	0
																		313	A	Bethune-Cookman		3	1
																		317	H	N.C. Central		3	0
																		324	H	N.C. A&T		3	0
																		327	A	Savannah St.		3	0
																		327	H	Savannah St.		3	0

Non-Div. I Games:

Florida A&M

Average RPI Win: 262		WON-LOST RECORD		WINNING PCT. RANK		LAST 10 GAMES		STRENGTH OF SCHEDULE		OPP. STRENGTH OF SCHEDULE		TEAM RPI		ADJ RPI		CONF. RPI		ADJ CONF. RPI	
DIV. I ONLY		12- 16		.42857 204		6- 4		265		274		253		.38799 262		29		29	
DIV. I NON-CONF.		6- 10		.375 229		1- 1		249		244		257		.39397 268		29		29	
TOTALS		RPI 1-25		RPI 26-50		W-L RECORDS		RPI 51-100		RPI 101-150		RPI 150+							
12- 16		0- 1		0- 0		OVERALL		0- 3		0- 0		12- 12							
5- 6		0- 0		0- 0		HOME		0- 1		0- 0		5- 5							
5- 6		0- 0		0- 0		AWAY		0- 2		0- 0		5- 4							
2- 4		0- 1		0- 0		NEUTRAL		0- 0		0- 0		2- 3							
6- 10		0- 1		0- 0		NON-CONFERENCE		0- 1		0- 0		6- 8							
2- 3		0- 0		0- 0		HOME		0- 0		0- 0		2- 3							
2- 3		0- 0		0- 0		AWAY		0- 1		0- 0		2- 2							
2- 4		0- 1		0- 0		NEUTRAL		0- 0		0- 0		2- 3							
6- 6		0- 0		0- 0		CONFERENCE		0- 2		0- 0		6- 4							
3- 3		0- 0		0- 0		HOME		0- 1		0- 0		3- 2							
3- 3		0- 0		0- 0		AWAY		0- 1		0- 0		3- 2							
0- 0		0- 0		0- 0		NEUTRAL		0- 0		0- 0		0- 0							
RPI S	Opponent	Score		RPI S	Opponent	Score		RPI S	Opponent	Score		RPI S	Opponent	Score					
10 N	Purdue	0 3						87 A	Sacred Heart	2 3		172 A	Denver	3 2					
								87 H	Sacred Heart	1 3		176 H	Long Island	0 3					
								92 A	Army	1 3		179 H	Harvard	1 3					
												196 A	Central Conn. St.	1 3					
												196 H	Central Conn. St.	3 1					
												214 A	Robert Morris	3 2					
												215 H	Md.-East. Shore	1 3					
												215 N	Md.-East. Shore	2 3					
												227 N	UMKC	3 2					
												237 N	Air Force	1 3					
												238 A	New Hampshire	3 1					
												244 H	Fairleigh Dickinson	1 3					
												259 A	Brown	0 3					
												265 H	Hartford	2 3					
												265 N	Hartford	2 3					
												279 N	Fordham	3 0					
												286 H	Holy Cross	3 2					
												286 H	Holy Cross	3 0					
												299 A	Quinnipiac	3 0					
												299 H	Quinnipiac	3 0					
												307 A	Providence	1 3					
												308 A	Saint Francis (PA)	2 3					
												323 A	St. Francis (NY)	3 1					
												323 H	St. Francis (NY)	3 0					
				LAST 10 GAMES															
				299 A Quinnipiac 3 0				176 H Long Island 0 3				323 A St. Francis (NY) 3 1							
				196 H Central Conn. St. 3 1				308 A Saint Francis (PA) 2 3				323 H St. Francis (NY) 3 0							
				323 A St. Francis (NY) 3 1				214 A Robert Morris 3 2											
				307 A Providence 1 3				286 H Holy Cross 3 2											
				244 H Fairleigh Dickinson 1 3				323 H St. Francis (NY) 3 0											

Non-Div. I Games:

Bryant

Average RPI Win: 283		WON-LOST	WINNING	LAST 10	STRENGTH OF		OPP. STRENGTH	TEAM	ADJ	CONF.	ADJ CONF.
Average RPI Loss: 144		RECORD	PCT. RANK	GAMES	SCHEDULE		OF SCHEDULE	RPI	RPI	RPI	RPI
DIV. I ONLY		8- 18	.30769	265	230		219	263	.38787	263	20
DIV. I NON-CONF.		5- 9	.35714	239	174		177	214	.44501	214	18
TOTALS		RPI 1-25	RPI 26-50		W-L RECORDS		RPI 51-100		RPI 101-150		RPI 150+
8- 18	0- 0	0- 2		OVERALL		0- 6		0- 0		8- 10	
3- 4	0- 0	0- 0		HOME		0- 2		0- 0		3- 2	
4- 10	0- 0	0- 1		AWAY		0- 3		0- 0		4- 6	
1- 4	0- 0	0- 1		NEUTRAL		0- 1		0- 0		1- 2	
5- 9	0- 0	0- 2		NON-CONFERENCE		0- 4		0- 0		5- 3	
2- 1	0- 0	0- 0		HOME		0- 1		0- 0		2- 0	
2- 4	0- 0	0- 1		AWAY		0- 2		0- 0		2- 1	
1- 4	0- 0	0- 1		NEUTRAL		0- 1		0- 0		1- 2	
3- 9	0- 0	0- 0		CONFERENCE		0- 2		0- 0		3- 7	
1- 3	0- 0	0- 0		HOME		0- 1		0- 0		1- 2	
2- 6	0- 0	0- 0		AWAY		0- 1		0- 0		2- 5	
0- 0	0- 0	0- 0		NEUTRAL		0- 0		0- 0		0- 0	
RPI S	Opponent	Score	RPI S	Opponent	Score	RPI S	Opponent	Score	RPI S	Opponent	Score
			35 N	Colorado St.	0 3	55 A	Creighton	0 3	153 N	Northern Colo.	0 3
			47 A	Baylor	0 3	56 A	Arkansas	0 3	165 A	Central Ark.	2 3
						67 H	Oral Roberts	2 3	180 N	Drake	2 3
						69 N	UAB	1 3	202 A	Texas-Arlington	2 3
						83 H	UTSA	0 3	203 A	A&M-Corpus Christi	2 3
						84 A	Texas St.	1 3	232 A	Nicholls St.	0 3
									232 H	Nicholls St.	2 3
									240 A	Northwestern St.	1 3
									245 A	Lamar	3 2
									245 H	Lamar	1 3
									252 A	La.-Monroe	2 3
									252 H	La.-Monroe	3 1
									264 A	Louisiana Tech	3 1
									268 N	Tex.-Pan American	3 0
									296 H	Prairie View	3 1
									311 A	Southeastern La.	3 0
									311 H	Southeastern La.	3 0
									314 A	Grambling	3 0
LAST 10 GAMES			311 A	Southeastern La.	3 0	165 A	Central Ark.	2 3			
			232 A	Nicholls St.	0 3	83 H	UTSA	0 3			
			203 A	A&M-Corpus Christi	2 3	245 H	Lamar	1 3			
			245 A	Lamar	3 2	84 A	Texas St.	1 3			
			240 A	Northwestern St.	1 3	202 A	Texas-Arlington	2 3			

Non-Div. I Games:

McNeese St.

Average RPI Win: 272		WON-LOST RECORD		WINNING PCT. RANK		LAST 10 GAMES		STRENGTH OF SCHEDULE		OPP. STRENGTH OF SCHEDULE		TEAM RPI		ADJ RPI		CONF. RPI		ADJ CONF. RPI	
DIV. I ONLY		9- 18		.33333 249		1- 9		266		208		269		.38783 264		13		13	
DIV. I NON-CONF.		9- 8		.52941 160		1- 1		300		280		242		.41529 253		13		13	
TOTALS		RPI 1-25		RPI 26-50		W-L RECORDS		RPI 51-100		RPI 101-150		RPI 150+							
9- 18		0- 1		0- 0		OVERALL		0- 4		1- 6		8- 7							
2- 8		0- 1		0- 0		HOME		0- 2		0- 2		2- 3							
3- 7		0- 0		0- 0		AWAY		0- 1		1- 4		2- 2							
4- 3		0- 0		0- 0		NEUTRAL		0- 1		0- 0		4- 2							
9- 8		0- 0		0- 0		NON-CONFERENCE		0- 2		1- 1		8- 5							
2- 3		0- 0		0- 0		HOME		0- 1		0- 0		2- 2							
3- 2		0- 0		0- 0		AWAY		0- 0		1- 1		2- 1							
4- 3		0- 0		0- 0		NEUTRAL		0- 1		0- 0		4- 2							
0- 10		0- 1		0- 0		CONFERENCE		0- 2		0- 5		0- 2							
0- 5		0- 1		0- 0		HOME		0- 1		0- 2		0- 1							
0- 5		0- 0		0- 0		AWAY		0- 1		0- 3		0- 1							
0- 0		0- 0		0- 0		NEUTRAL		0- 0		0- 0		0- 0							
RPI	S	Opponent		Score	RPI	S	Opponent		Score	RPI	S	Opponent		Score					
8	H	Hawaii		0 3						66	A	New Mexico St.		0 3					
										66	H	New Mexico St.		0 3					
										76	N	Samford		0 3					
										89	H	Texas Tech		0 3					
										115	A	Idaho		0 3					
										115	H	Idaho		0 3					
										119	A	Houston Baptist		3 2					
										142	A	Fresno St.		0 3					
										143	A	Sam Houston St.		0 3					
										149	A	Utah St.		0 3					
										149	H	Utah St.		1 3					
										173	N	Southern Miss.		0 3					
										181	H	San Jose St.		0 3					
										235	N	Rutgers		3 2					
										240	H	Northwestern St.		0 3					
										241	A	South Ala.		3 1					
										246	A	Jackson St.		2 3					
										247	A	Nevada		0 3					
										263	H	McNeese St.		1 3					
										268	N	Tex.-Pan American		0 3					
										294	N	Alabama A&M		3 1					
										311	H	Southeastern La.		3 1					
										311	N	Southeastern La.		3 2					
										311	N	Southeastern La.		3 1					
										314	A	Grambling		3 0					
										314	H	Grambling		3 0					
LAST 10 GAMES																			
					149	A	Utah St.		0 3	181	H	San Jose St.		0 3					
					115	A	Idaho		0 3	247	A	Nevada		0 3					
					66	H	New Mexico St.		0 3	142	A	Fresno St.		0 3					
					240	H	Northwestern St.		0 3	314	A	Grambling		3 0					
					8	H	Hawaii		0 3	115	H	Idaho		0 3					

Non-Div. I Games:

Louisiana Tech

Average RPI Win: 280		WON-LOST RECORD		WINNING PCT. RANK		LAST 10 GAMES		STRENGTH OF SCHEDULE		OPP. STRENGTH OF SCHEDULE		TEAM RPI		ADJ RPI		CONF. RPI		ADJ CONF. RPI	
DIV. I ONLY		12- 14		.46154 179		3- 7		298		283		262		.38653 265		25		26	
DIV. I NON-CONF.		9- 9		.5 164		0- 2		286		292		244		.41207 257		26		26	
TOTALS		RPI 1-25		RPI 26-50		W-L RECORDS		RPI 51-100		RPI 101-150		RPI 150+							
12- 14		0- 0		0- 0		OVERALL		0- 3		0- 0		12- 11							
7- 5		0- 0		0- 0		HOME		0- 1		0- 0		7- 4							
2- 6		0- 0		0- 0		AWAY		0- 2		0- 0		2- 4							
3- 3		0- 0		0- 0		NEUTRAL		0- 0		0- 0		3- 3							
9- 9		0- 0		0- 0		NON-CONFERENCE		0- 2		0- 0		9- 7							
4- 2		0- 0		0- 0		HOME		0- 0		0- 0		4- 2							
2- 4		0- 0		0- 0		AWAY		0- 2		0- 0		2- 2							
3- 3		0- 0		0- 0		NEUTRAL		0- 0		0- 0		3- 3							
3- 5		0- 0		0- 0		CONFERENCE		0- 1		0- 0		3- 4							
3- 3		0- 0		0- 0		HOME		0- 1		0- 0		3- 2							
0- 2		0- 0		0- 0		AWAY		0- 0		0- 0		0- 2							
0- 0		0- 0		0- 0		NEUTRAL		0- 0		0- 0		0- 0							
RPI S	Opponent	Score		RPI S	Opponent	Score		RPI S	Opponent	Score		RPI S	Opponent	Score					
								87 A	Sacred Heart	0	3	166 N	Princeton	2	3				
								92 A	Army	0	3	167 A	Connecticut	0	3				
								94 H	Albany (NY)	0	3	196 A	Central Conn. St.	2	3				
												224 H	UMBC	3	2				
												227 N	UMKC	3	0				
												229 H	Stony Brook	2	3				
												231 H	Marist	2	3				
												235 N	Rutgers	2	3				
												238 A	New Hampshire	2	3				
												238 H	New Hampshire	2	3				
												251 H	Binghamton	3	2				
												259 N	Brown	1	3				
												262 A	Bryant	3	2				
												262 N	Bryant	3	2				
												286 H	Holy Cross	3	0				
												299 H	Quinnipiac	3	0				
												304 A	Lafayette	3	0				
												305 H	Navy	2	3				
												307 A	Providence	2	3				
												307 H	Providence	3	0				
												308 N	Saint Francis (PA)	3	0				
												310 H	La Salle	3	0				
												315 H	Delaware St.	3	0				
LAST 10 GAMES																			

Non-Div. I Games:

Hartford

Average RPI Win:	262	WON-LOST RECORD	WINNING PCT. RANK	LAST 10 GAMES	STRENGTH OF SCHEDULE	OPP. STRENGTH OF SCHEDULE	TEAM RPI	ADJ RPI	CONF. RPI	ADJ CONF. RPI	
DIV. I ONLY	11- 15	.42308	208	5- 5	287	231	261	.38537	266	27	27
DIV. I NON-CONF.	2- 9	.18182	291	0- 0	258	168	295	.36105	292	25	25
<hr/>											
TOTALS	RPI 1-25	RPI 26-50		W-L RECORDS		RPI 51-100		RPI 101-150		RPI 150+	
11- 15	0- 0	0- 1		OVERALL		0- 2		0- 1		11- 11	
6- 1	0- 0	0- 0		HOME		0- 1		0- 0		6- 0	
3- 10	0- 0	0- 0		AWAY		0- 1		0- 1		3- 8	
2- 4	0- 0	0- 1		NEUTRAL		0- 0		0- 0		2- 3	
<hr/>											
2- 9	0- 0	0- 1		NON-CONFERENCE		0- 1		0- 1		2- 6	
0- 0	0- 0	0- 0		HOME		0- 0		0- 0		0- 0	
0- 5	0- 0	0- 0		AWAY		0- 1		0- 1		0- 3	
2- 4	0- 0	0- 1		NEUTRAL		0- 0		0- 0		2- 3	
<hr/>											
9- 6	0- 0	0- 0		CONFERENCE		0- 1		0- 0		9- 5	
6- 1	0- 0	0- 0		HOME		0- 1		0- 0		6- 0	
3- 5	0- 0	0- 0		AWAY		0- 0		0- 0		3- 5	
0- 0	0- 0	0- 0		NEUTRAL		0- 0		0- 0		0- 0	
<hr/>											
RPI	S	Opponent	Score	RPI	S	Opponent	Score	RPI	S	Opponent	Score
				39	N	Arizona	0 3	93	A	Arkansas St.	0 3
								95	H	Morehead St.	1 3
							</				

Non-Div. I Games:

Southeast Mo. St.

Average RPI Win:	269	WON-LOST RECORD	WINNING PCT. RANK	LAST 10 GAMES	STRENGTH OF SCHEDULE	OPP. STRENGTH OF SCHEDULE	TEAM RPI	ADJ RPI	CONF. RPI	ADJ CONF. RPI
DIV. I ONLY		4- 18	.18182 303	2- 8	151	236	272	.38227 267	19	19
DIV. I NON-CONF.		2- 10	.16667 294	0- 1	178	237	280	.38442 273	21	20
<hr/>										
TOTALS	RPI 1-25		RPI 26-50	W-L RECORDS		RPI 51-100		RPI 101-150		RPI 150+
4- 18	0- 0		0- 1	OVERALL		0- 2		0- 4		4- 11
1- 7	0- 0		0- 0	HOME		0- 1		0- 1		1- 5
2- 8	0- 0		0- 0	AWAY		0- 1		0- 1		2- 6
1- 3	0- 0		0- 1	NEUTRAL		0- 0		0- 2		1- 0
2- 10	0- 0		0- 1	NON-CONFERENCE		0- 0		0- 4		2- 5
0- 3	0- 0		0- 0	HOME		0- 0		0- 1		0- 2
1- 4	0- 0		0- 0	AWAY		0- 0		0- 1		1- 3
1- 3	0- 0		0- 1	NEUTRAL		0- 0		0- 2		1- 0
2- 8	0- 0		0- 0	CONFERENCE		0- 2		0- 0		2- 6
1- 4	0- 0		0- 0	HOME		0- 1		0- 0		1- 3
1- 4	0- 0		0- 0	AWAY		0- 1		0- 0		1- 3
0- 0	0- 0		0- 0	NEUTRAL		0- 0		0- 0		0- 0
RPI S Opponent	Score		RPI S Opponent	Score		RPI S Opponent	Score	RPI S Opponent	Score	
			34 N Dayton	0 3		90 A Yale	0 3	104 H UTEP	0 3	
						90 H Yale	0 3	112 N Syracuse	1 3	
								127 N George Washington	0 3	
								128 A American	1 3	
								158 A Columbia	0 3	
								158 H Columbia	2 3	
								160 H Niagara	0 3	
								166 H Princeton	1 3	
								168 A Dartmouth	0 3	
								169 A VCU	1 3	
								179 A Harvard	3 1	
								187 A Colgate	1 3	
								205 A Buffalo	1 3	
								217 H Penn	1 3	
								251 H Binghamton	1 3	
								259 A Brown	2 3	
								259 H Brown	3 1	
								315 A Delaware St.	3 0	
								324 N N.C. A&T	3 0	
<hr/>										
LAST 10 GAMES										
			90 H Yale	0 3		187 A Colgate	1 3			
			259 H Brown	3 1		166 H Princeton	1 3			
			158 A Columbia	0 3		217 H Penn	1 3			
			168 A Dartmouth	0 3		259 A Brown	2 3			
			179 A Harvard	3 1		90 A Yale	0 3			

Non-Div. I Games:

Cornell

Average RPI Win:	300	WON-LOST	WINNING	LAST 10	STRENGTH OF	OPP. STRENGTH	TEAM	ADJ	CONF.	ADJ CONF.	
Average RPI Loss:	146	RECORD	PCT. RANK	GAMES	SCHEDULE	OF SCHEDULE	RPI	RPI	RPI	RPI	
DIV. I ONLY	5- 20	.2	295	2- 7	188	233	280	.37796	268	22	21
DIV. I NON-CONF.	4- 14	.22222	282	2- 1	226	231	283	.37076	287	23	24
<hr/>											
TOTALS	RPI 1-25	RPI 26-50		W-L RECORDS		RPI 51-100		RPI 101-150		RPI 150+	
5- 20	0- 0	0- 1		OVERALL		0- 4		0- 6		5- 9	
1- 6	0- 0	0- 0		HOME		0- 2		0- 3		1- 1	
2- 7	0- 0	0- 1		AWAY		0- 1		0- 2		2- 3	
2- 7	0- 0	0- 0		NEUTRAL		0- 1		0- 1		2- 5	
4- 14	0- 0	0- 1		NON-CONFERENCE		0- 2		0- 3		4- 8	
1- 3	0- 0	0- 0		HOME		0- 1		0- 1		1- 1	
1- 4	0- 0	0- 1		AWAY		0- 0		0- 1		1- 2	
2- 7	0- 0	0- 0		NEUTRAL		0- 1		0- 1		2- 5	
1- 6	0- 0	0- 0		CONFERENCE		0- 2		0- 3		1- 1	
0- 3	0- 0	0- 0		HOME		0- 1		0- 2		0- 0	
1- 3	0- 0	0- 0		AWAY		0- 1		0- 1		1- 1	
0- 0	0- 0	0- 0		NEUTRAL		0- 0		0- 0		0- 0	
RPI	S	Opponent	Score	RPI	S	Opponent	Score	RPI	S	Opponent	Score
47	A	Baylor	0 3	64	N	Eastern Mich.	0 3	101	H	New Mexico	0 3
				65	A	North Dakota	0 3	111	A	Utah Valley	0 3
				65	H	North Dakota	0 3	111	H	Utah Valley	0 3
				89	H	Texas Tech	0 3	119	H	Houston Baptist	0 3
								136	N	Towson	0 3
								143	A	Sam Houston St.	1 3
								153	N	Northern Colo.	0 3
								175	N	North Texas	0 3
								203	A	A&M-Corpus Christi	0 3
								203	H	A&M-Corpus Christi	2 3
								203	N	A&M-Corpus Christi	1 3
								214	A	Robert Morris	1 3
								216	A	NJIT	0 3
								235	N	Rutgers	0 3
								263	N	McNeese St.	0 3
								264	N	Louisiana Tech	3 0
								296	A	Prairie View	3 2
								297	N	Morgan St.	3 0
								319	A	Chicago St.	3 2
								322	H	Texas Southern	3 0
LAST 10 GAMES											
111	A	Utah Valley	0 3	111	H	Utah Valley	0 3				
65	A	North Dakota	0 3	119	H	Houston Baptist	0 3				
101	H	New Mexico	0 3	296	A	Prairie View	3 2				
322	H	Texas Southern	3 0	216	A	NJIT	0 3				
65	H	North Dakota	0 3	319	A	Chicago St.	3 2				

Non-Div. I Games: Huston-Tillotson 3 0

Tex.-Pan American

Average RPI Win: 302		WON-LOST	WINNING	LAST 10	STRENGTH OF		OPP. STRENGTH	TEAM	ADJ		CONF.	ADJ CONF.
Average RPI Loss: 147		RECORD	PCT. RANK	GAMES	SCHEDULE		OF SCHEDULE	RPI	RPI		RPI	RPI
DIV. I ONLY		6- 16	.27273	280	257		225	286	.37756		269	31
DIV. I NON-CONF.		5- 16	.2381	277	232		229	279	.37487		282	30
TOTALS		RPI 1-25	RPI 26-50		W-L RECORDS		RPI 51-100		RPI 101-150		RPI 150+	
6- 16		0- 0	0- 0		OVERALL		0- 3		0- 7		6- 6	
1- 2		0- 0	0- 0		HOME		0- 0		0- 2		1- 0	
1- 9		0- 0	0- 0		AWAY		0- 2		0- 3		1- 4	
4- 5		0- 0	0- 0		NEUTRAL		0- 1		0- 2		4- 2	
5- 16		0- 0	0- 0		NON-CONFERENCE		0- 3		0- 7		5- 6	
1- 2		0- 0	0- 0		HOME		0- 0		0- 2		1- 0	
1- 9		0- 0	0- 0		AWAY		0- 2		0- 3		1- 4	
3- 5		0- 0	0- 0		NEUTRAL		0- 1		0- 2		3- 2	
1- 0		0- 0	0- 0		CONFERENCE		0- 0		0- 0		1- 0	
0- 0		0- 0	0- 0		HOME		0- 0		0- 0		0- 0	
0- 0		0- 0	0- 0		AWAY		0- 0		0- 0		0- 0	
1- 0		0- 0	0- 0		NEUTRAL		0- 0		0- 0		1- 0	
RPI S	Opponent	Score	RPI S	Opponent	Score	RPI S	Opponent	Score	RPI S	Opponent	Score	
						77 A	Pacific	0 3	106 A	Oregon St.	0 3	
						91 A	Cal Poly	0 3	111 A	Utah Valley	0 3	
						100 N	Illinois St.	0 3	132 N	Loyola Marymount	0 3	
									138 N	Northern Ariz.	0 3	
									142 A	Fresno St.	1 3	
									142 H	Fresno St.	0 3	
									148 H	UNLV	2 3	
									164 A	Liberty	0 3	
									181 N	San Jose St.	0 3	
									184 A	Idaho St.	0 3	
									190 N	UC Riverside	0 3	
									215 A	Md.-East. Shore	1 3	
									228 A	Southern Utah	2 3	
									272 N	Seattle	3 0	
									285 N	Hampton	3 1	
									308 N	Saint Francis (PA)	3 2	
									309 A	Alabama St.	3 1	
									317 H	N.C. Central	3 0	
									321 N	Rider	3 1	
LAST 10 GAMES												
						184 A	Idaho St.	0 3	215 A	Md.-East. Shore	1 3	
						148 H	UNLV	2 3	317 H	N.C. Central	3 0	
						142 H	Fresno St.	0 3	309 A	Alabama St.	3 1	
						228 A	Southern Utah	2 3	142 A	Fresno St.	1 3	
						285 N	Hampton	3 1	91 A	Cal Poly	0 3	

Non-Div. I Games:

CSU Bakersfield

Average RPI Win:		310	WON-LOST		WINNING		LAST 10		STRENGTH OF		OPP. STRENGTH		TEAM	ADJ		CONF.	ADJ CONF.
Average RPI Loss:		133	RECORD		PCT. RANK		GAMES		SCHEDULE		OF SCHEDULE		RPI	RPI		RPI	RPI
DIV. I ONLY			3- 21		.125 316		0- 9		126		182		277	.37713 270		15	15
DIV. I NON-CONF.			3- 9		.25 269		0- 0		239		268		286	.37629 281		16	16
TOTALS		RPI 1-25		RPI 26-50		W-L RECORDS		RPI 51-100		RPI 101-150		RPI 150+					
3- 21		0- 1		0- 4		OVERALL		0- 5		0- 1		3- 10					
0- 8		0- 0		0- 2		HOME		0- 2		0- 0		0- 4					
1- 7		0- 1		0- 2		AWAY		0- 2		0- 0		1- 2					
2- 6		0- 0		0- 0		NEUTRAL		0- 1		0- 1		2- 4					
3- 9		0- 1		0- 0		NON-CONFERENCE		0- 2		0- 1		3- 5					
0- 1		0- 0		0- 0		HOME		0- 0		0- 0		0- 1					
1- 2		0- 1		0- 0		AWAY		0- 1		0- 0		1- 0					
2- 6		0- 0		0- 0		NEUTRAL		0- 1		0- 1		2- 4					
0- 12		0- 0		0- 4		CONFERENCE		0- 3		0- 0		0- 5					
0- 7		0- 0		0- 2		HOME		0- 2		0- 0		0- 3					
0- 5		0- 0		0- 2		AWAY		0- 1		0- 0		0- 2					
0- 0		0- 0		0- 0		NEUTRAL		0- 0		0- 0		0- 0					
RPI S	Opponent		Score		RPI S	Opponent		Score		RPI S	Opponent		Score				
17 A	Florida		0 3		26 A	Western Ky.		0 3		60 N	Clemson		0 3				
					26 H	Western Ky.		0 3		75 A	FIU		0 3				
					48 A	Middle Tenn.		0 3		75 H	FIU		0 3				
					48 H	Middle Tenn.		0 3		81 A	UCF		0 3				
										93 H	Arkansas St.		0 3				

R
a
d
f
o
r
d

Radford

Average RPI Win: 201		WON-LOST	WINNING	LAST 10	STRENGTH OF		OPP. STRENGTH	TEAM	ADJ		CONF.	ADJ CONF.
Average RPI Loss: 144		RECORD	PCT. RANK	GAMES	SCHEDULE		OF SCHEDULE	RPI	RPI		RPI	RPI
DIV. I ONLY		4- 18	.18182 303	2- 8	225		145	285	.37538 272		31	30
DIV. I NON-CONF.		4- 17	.19048 290	2- 8	185		124	270	.38804 271		30	30
TOTALS		RPI 1-25	RPI 26-50	W-L RECORDS	RPI 51-100		RPI 101-150	RPI 150+				
4- 18	0- 0		0- 3	OVERALL	0- 1		0- 7	4- 7				
2- 3	0- 0		0- 0	HOME	0- 0		0- 3	2- 0				
1- 12	0- 0		0- 3	AWAY	0- 1		0- 3	1- 5				
1- 3	0- 0		0- 0	NEUTRAL	0- 0		0- 1	1- 2				
4- 17	0- 0		0- 3	NON-CONFERENCE	0- 1		0- 7	4- 6				
2- 3	0- 0		0- 0	HOME	0- 0		0- 3	2- 0				
1- 12	0- 0		0- 3	AWAY	0- 1		0- 3	1- 5				
1- 2	0- 0		0- 0	NEUTRAL	0- 0		0- 1	1- 1				
0- 1	0- 0		0- 0	CONFERENCE	0- 0		0- 0	0- 1				
0- 0	0- 0		0- 0	HOME	0- 0		0- 0	0- 0				
0- 0	0- 0		0- 0	AWAY	0- 0		0- 0	0- 0				
0- 1	0- 0		0- 0	NEUTRAL	0- 0		0- 0	0- 1				
RPI S	Opponent	Score	RPI S	Opponent	Score	RPI S	Opponent	Score	RPI S	Opponent	Score	
			30 A	Washington	0 3	70 A	UC Davis	1 3	106 A	Oregon St.	0 3	
			35 A	Colorado St.	0 3				108 H	Santa Clara	0 3	
			41 A	Oregon	0 3				123 A	UC Irvine	0 3	
									126 H	Washington St.	2 3	
									132 N	Loyola Marymount	0 3	
									142 H	Fresno St.	0 3	
									144 A	Sacramento St.	1 3	
									153 A	Northern Colo.	0 3	
									163 A	Boise St.	3 1	
									183 N	Hofstra	1 3	
									192 A	Portland	0 3	
									197 A	Portland St.	2 3	
									198 H	Gonzaga	3 2	
									204 H	Eastern Wash.	3 0	
									237 N	Air Force	3 0	
									247 A	Nevada	0 3	
									269 N	CSU Bakersfield	0 3	
									300 A	Montana St.	0 3	
LAST 10 GAMES												
			153 A	Northern Colo.	0 3	35 A	Colorado St.	0 3				
			123 A	UC Irvine	0 3	163 A	Boise St.	3 1				
			144 A	Sacramento St.	1 3	70 A	UC Davis	1 3				
			247 A	Nevada	0 3	183 N	Hofstra	1 3				
			300 A	Montana St.	0 3	237 N	Air Force	3 0				

Non-Div. I Games:

Seattle

I
o
n
a

■ Loss,
 ■ Non-Conf,
 S Site,
 H Home,
 A Away,
 N Neutral

Page 273

[illegible]

Non-Div. I Games:	Claflin	3	0
-------------------	---------	---	---

South Carolina St.

Average RPI Win: 252		WON-LOST	WINNING	LAST 10	STRENGTH OF		OPP. STRENGTH	TEAM	ADJ	CONF.	ADJ CONF.
Average RPI Loss: 166		RECORD	PCT. RANK	GAMES	SCHEDULE		OF SCHEDULE	RPI	RPI	RPI	RPI
DIV. I ONLY		5- 22	.18519	301	3- 7		116	242	265	.37392	275
DIV. I NON-CONF.		2- 13	.13333	299	0- 1		191	241	292	.35006	295
TOTALS		RPI 1-25	RPI 26-50		W-L RECORDS		RPI 51-100		RPI 101-150		RPI 150+
5- 22	0- 0	0- 0		OVERALL		0- 7		0- 2		5- 13	
3- 8	0- 0	0- 0		HOME		0- 3		0- 1		3- 4	
1- 10	0- 0	0- 0		AWAY		0- 3		0- 1		1- 6	
1- 4	0- 0	0- 0		NEUTRAL		0- 1		0- 0		1- 3	
2- 13	0- 0	0- 0		NON-CONFERENCE		0- 2		0- 1		2- 10	
0- 5	0- 0	0- 0		HOME		0- 0		0- 1		0- 4	
1- 4	0- 0	0- 0		AWAY		0- 1		0- 0		1- 3	
1- 4	0- 0	0- 0		NEUTRAL		0- 1		0- 0		1- 3	
3- 9	0- 0	0- 0		CONFERENCE		0- 5		0- 1		3- 3	
3- 3	0- 0	0- 0		HOME		0- 3		0- 0		3- 0	
0- 6	0- 0	0- 0		AWAY		0- 2		0- 1		0- 3	
0- 0	0- 0	0- 0		NEUTRAL		0- 0		0- 0		0- 0	
RPI S	Opponent	Score	RPI S	Opponent	Score	RPI S	Opponent	Score	RPI S	Opponent	Score
						63 A	Virginia Tech	1 3	139 H	Belmont	0 3
						67 N	Oral Roberts	0 3	140 A	Ga. Southern	0 3
						73 H	Furman	0 3	159 N	Winthrop	2 3
						74 A	Appalachian St.	0 3	167 N	Connecticut	0 3
						76 A	Samford	0 3	170 A	Kennesaw St.	1 3
						76 H	Samford	1 3	173 A	Southern Miss.	0 3
						98 H	Col. of Charleston	1 3	188 H	Elon	3 1
									199 H	UNC Asheville	1 3
									201 A	Davidson	0 3
									208 H	East Tenn. St.	0 3
									222 A	Western Caro.	1 3
									240 N	Northwestern St.	3 1
									246 N	Jackson St.	2 3
									248 H	UNC Greensboro	3 2
									258 A	Mercer	1 3
									258 H	Mercer	0 3
									281 A	Wofford	0 3
									292 H	Citadel	3 0
									294 A	Alabama A&M	3 0
									298 H	Tennessee Tech	2 3
LAST 10 GAMES											
						76 H	Samford	1 3	292 H	Citadel	3 0
						73 H	Furman	0 3	98 H	Col. of Charleston	1 3
						140 A	Ga. Southern	0 3	188 H	Elon	3 1
						201 A	Davidson	0 3	248 H	UNC Greensboro	3 2
						258 A	Mercer	1 3	76 A	Samford	0 3

Non-Div. I Games:

Chattanooga

Average RPI Win: 303		WON-LOST RECORD		WINNING PCT. RANK		LAST 10 GAMES		STRENGTH OF SCHEDULE		OPP. STRENGTH OF SCHEDULE		TEAM RPI		ADJ RPI		CONF. RPI		ADJ CONF. RPI	
DIV. I ONLY		6- 13		.31579 264		3- 7		258		290		284		.37312 276		26		25	
DIV. I NON-CONF.		3- 6		.33333 242		0- 0		265		315		278		.38211 275		27		27	
TOTALS		RPI 1-25		RPI 26-50		W-L RECORDS		RPI 51-100		RPI 101-150		RPI 150+							
6- 13		0- 0		0- 0		OVERALL		0- 1		0- 3		6- 9							
5- 8		0- 0		0- 0		HOME		0- 1		0- 2		5- 5							
0- 4		0- 0		0- 0		AWAY		0- 0		0- 1		0- 3							
1- 1		0- 0		0- 0		NEUTRAL		0- 0		0- 0		1- 1							
3- 6		0- 0		0- 0		NON-CONFERENCE		0- 0		0- 1		3- 5							
2- 4		0- 0		0- 0		HOME		0- 0		0- 1		2- 3							
0- 1		0- 0		0- 0		AWAY		0- 0		0- 0		0- 1							
1- 1		0- 0		0- 0		NEUTRAL		0- 0		0- 0		1- 1							
3- 7		0- 0		0- 0		CONFERENCE		0- 1		0- 2		3- 4							
3- 4		0- 0		0- 0		HOME		0- 1		0- 1		3- 2							
0- 3		0- 0		0- 0		AWAY		0- 0		0- 1		0- 2							
0- 0		0- 0		0- 0		NEUTRAL		0- 0		0- 0		0- 0							
RPI S	Opponent	Score		RPI S	Opponent	Score		RPI S	Opponent	Score		RPI S	Opponent	Score					
								92 H Army	0 3	121 H Bowling Green	0 3	128 A American	0 3	128 H American	0 3				
										168 H Dartmouth	0 3	187 A Colgate	1 3	187 H Colgate	0 3				
										191 H Lehigh	0 3	196 A Central Conn. St.	2 3	229 H Stony Brook	2 3				
										229 N Stony Brook	0 3	239 H Manhattan	0 3	279 H Fordham	3 2				
										286 H Holy Cross	3 0	304 H Lafayette	3 0	305 A Navy	2 3				
										305 H Navy	3 1	320 H Coppin St.	3 1	325 N Saint Peter's	3 2				
						LAST 10 GAMES													
						187 H Colgate 0 3													
						128 H American 0 3													
						305 H Navy 3 1													
						286 H Holy Cross 3 0													
						92 H Army 0 3													
						187 A Colgate 1 3													
						191 H Lehigh 0 3													
						304 H Lafayette 3 0													
						305 A Navy 2 3													
						128 A American 0 3													

Average RPI Win: 161		WON-LOST	WINNING	LAST 10	STRENGTH OF	OPP. STRENGTH	TEAM	ADJ	CONF.	ADJ CONF.		
Average RPI Loss: 144		RECORD	PCT. RANK	GAMES	SCHEDULE	OF SCHEDULE	RPI	RPI	RPI	RPI		
DIV. I ONLY		2- 20	.09091	320	2- 8	121	156	282	.37111	277	21	22
DIV. I NON-CONF.		0- 11	0	314	0- 1	87	43	271	.40235	264	19	19
<hr/>												
TOTALS		RPI 1-25	RPI 26-50		W-L RECORDS	RPI 51-100		RPI 101-150		RPI 150+		
2- 20	0- 1		0- 0		OVERALL	0- 4		1- 5		1- 10		
1- 8	0- 0		0- 0		HOME	0- 0		0- 3		1- 5		
1- 8	0- 1		0- 0		AWAY	0- 1		1- 1		0- 5		
0- 4	0- 0		0- 0		NEUTRAL	0- 3		0- 1		0- 0		
<hr/>												
0- 11	0- 1		0- 0		NON-CONFERENCE	0- 4		0- 4		0- 2		
0- 3	0- 0		0- 0		HOME	0- 0		0- 2		0- 1		
0- 4	0- 1		0- 0		AWAY	0- 1		0- 1		0- 1		
0- 4	0- 0		0- 0		NEUTRAL	0- 3		0- 1		0- 0		
<hr/>												
2- 9	0- 0		0- 0		CONFERENCE	0- 0		1- 1		1- 8		
1- 5	0- 0		0- 0		HOME	0- 0		0- 1		1- 4		
1- 4	0- 0		0- 0		AWAY	0- 0		1- 0		0- 4		
0- 0	0- 0		0- 0		NEUTRAL	0- 0		0- 0		0- 0		
<hr/>												
RPI S	Opponent	Score	RPI S	Opponent	Score	RPI S	Opponent	Score	RPI S	Opponent	Score	
2 A	Nebraska	0 3				51 A	BYU	0 3	111 H	Utah Valley	2 3	
						55 N	Creighton	0 3	116 A	Utah	0 3	
						62 N	St. Mary's (CA)	0 3	135 N	Cal St. Northridge	2 3	
						78 N	Northwestern	0 3	138 A	Northern Ariz.	3 0	
									144 H	Sacramento St.	1 3	
									149 H	Utah St.	2 3	
									153 A	Northern Colo.	0 3	
									163 A	Boise St.	0 3	
									163 H	Boise St.	0 3	
									184 A	Idaho St.	1 3	
									184 H	Idaho St.	3 1	
									197 A	Portland St.	0 3	
									197 H	Portland St.	0 3	
									204 A	Eastern Wash.	0 3	
									204 H	Eastern Wash.	1 3	
									212 H	Montana	1 3	
									300 H	Montana St.	2 3	
			LAST 10 GAMES									
			184 H	Idaho St.	3 1	300 H	Montana St.	2 3				
			204 H	Eastern Wash.	1 3	212 H	Montana	1 3				
			197 H	Portland St.	0 3	144 H	Sacramento St.	1 3				
			138 A	Northern Ariz.	3 0	163 A	Boise St.	0 3				
			153 A	Northern Colo.	0 3	184 A	Idaho St.	1 3				

Non-Div. I Games: BYU-Hawaii 2 3

Weber St.

Average RPI Win:	289	WON-LOST RECORD	WINNING PCT. RANK	LAST 10 GAMES	STRENGTH OF SCHEDULE	OPP. STRENGTH OF SCHEDULE	TEAM RPI	ADJ RPI	CONF. RPI	ADJ CONF. RPI	
DIV. I ONLY		11- 14	.44 194	5- 5	301	294	271	.36975 278	30	31	
DIV. I NON-CONF.		5- 6	.45455 193	0- 0	312	245	272	.39216 270	31	31	
<hr/>											
TOTALS	RPI 1-25	RPI 26-50		W-L RECORDS	RPI 51-100		RPI 101-150		RPI 150+		
11- 14	0- 0	0- 1		OVERALL	0- 0		0- 1		11- 12		
4- 5	0- 0	0- 0		HOME	0- 0		0- 0		4- 5		
4- 6	0- 0	0- 0		AWAY	0- 0		0- 1		4- 5		
3- 3	0- 0	0- 1		NEUTRAL	0- 0		0- 0		3- 2		
<hr/>											
5- 6	0- 0	0- 1		NON-CONFERENCE	0- 0		0- 1		5- 4		
1- 1	0- 0	0- 0		HOME	0- 0		0- 0		1- 1		
1- 2	0- 0	0- 0		AWAY	0- 0		0- 1		1- 1		
3- 3	0- 0	0- 1		NEUTRAL	0- 0		0- 0		3- 2		
<hr/>											
6- 8	0- 0	0- 0		CONFERENCE	0- 0		0- 0		6- 8		
3- 4	0- 0	0- 0		HOME	0- 0		0- 0		3- 4		
3- 4	0- 0	0- 0		AWAY	0- 0		0- 0		3- 4		
0- 0	0- 0	0- 0		NEUTRAL	0- 0		0- 0		0- 0		
<hr/>											
RPI S	Opponent	Score	RPI S	Opponent	Score	RPI S	Opponent	Score	RPI S	Opponent	Score
			37 N	Michigan St.	0 3				121 A	Bowling Green	0 3
									160 A	Niagara	1 3
									160 H	Niagara	0 3
									194 A	Fairfield	2 3
									194 H	Fairfield	2 3
									205 H	Buffalo	3 1
									210 A	Akron	1 3
									230 H	Kent St.	2 3
									231 A	Marist	0 3
									233 N	Bradley	0 3
									239 A	Manhattan	3 0
									239 H	Manhattan	2 3
									256 A	Siena	3 2
									273 A	Iona	1 3
									273 H	Iona	0 3
									288 N	SIU Edwardsville	1 3
									291 H	Loyola Maryland	3 0
									297 N	Morgan St.	3 1
									307 N	Providence	3 1
									308 N	Saint Francis (PA)	3 0
									310 A	La Salle	3 0
			LAST 10 GAMES						321 H	Rider	3 1
			325 A	Saint Peter's	3 0	291 H	Loyola Maryland	3 0	325 A	Saint Peter's	3 0
			239 A	Manhattan	3 0	321 H	Rider	3 1	325 H	Saint Peter's	3 0
			194 H	Fairfield	2 3	231 A	Marist	0 3			
			273 H	Iona	0 3	256 A	Siena	3 2			
			160 H	Niagara	0 3	239 H	Manhattan	2 3			

Non-Div. I Games:

Canisius

Average RPI Win: 238		WON-LOST RECORD		WINNING PCT. RANK		LAST 10 GAMES		STRENGTH OF SCHEDULE		OPP. STRENGTH OF SCHEDULE		TEAM RPI		ADJ RPI		CONF. RPI		ADJ CONF. RPI	
DIV. I ONLY		6- 20		.23077 287		1- 9		201		217		276		.36928 279		17		17	
DIV. I NON-CONF.		3- 12		.2 285		0- 2		253		257		296		.34088 300		17		17	
TOTALS		RPI 1-25		RPI 26-50		W-L RECORDS		RPI 51-100		RPI 101-150		RPI 150+							
6- 20		0- 0		0- 1		OVERALL		1- 4		0- 3		5- 12							
1- 9		0- 0		0- 1		HOME		0- 4		0- 1		1- 3							
3- 8		0- 0		0- 0		AWAY		1- 0		0- 2		2- 6							
2- 3		0- 0		0- 0		NEUTRAL		0- 0		0- 0		2- 3							
3- 12		0- 0		0- 0		NON-CONFERENCE		0- 2		0- 0		3- 10							
1- 4		0- 0		0- 0		HOME		0- 2		0- 0		1- 2							
0- 5		0- 0		0- 0		AWAY		0- 0		0- 0		0- 5							
2- 3		0- 0		0- 0		NEUTRAL		0- 0		0- 0		2- 3							
3- 8		0- 0		0- 1		CONFERENCE		1- 2		0- 3		2- 2							
0- 5		0- 0		0- 1		HOME		0- 2		0- 1		0- 1							
3- 3		0- 0		0- 0		AWAY		1- 0		0- 2		2- 1							
0- 0		0- 0		0- 0		NEUTRAL		0- 0		0- 0		0- 0							
RPI	S	Opponent	Score	RPI	S	Opponent	Score	RPI	S	Opponent	Score	RPI	S	Opponent	Score				
				34	H	Dayton	0 3	79	A	Saint Louis	3 2	107	A	Duquesne	1 3				
								79	H	Saint Louis	1 3	107	H	Duquesne	2 3				
								85	H	Xavier	0 3	127	A	George Washington	0 3				
								88	H	Seton Hall	1 3	162	H	Colorado	0 3				
								94	H	Albany (NY)	0 3	167	A	Connecticut	1 3				
												168	N	Dartmouth	0 3				
												178	A	Charlotte	1 3				
												206	H	Rhode Island	1 3				
												215	N	Md.-East. Shore	3 1				
												223	H	St. John's (NY)	1 3				
												229	A	Stony Brook	2 3				
												235	A	Rutgers	1 3				
												239	N	Manhattan	0 3				
												249	A	Temple	3 1				
												256	H	Siena	3 1				
												259	A	Brown	1 3				
												262	N	Bryant	0 3				
												276	A	Bucknell	2 3				
												310	A	La Salle	3 0				
												321	N	Rider	3 2				
LAST 10 GAMES																			
				107	A	Duquesne	1 3	127	A	George Washington	0 3								
				79	A	Saint Louis	3 2	167	A	Connecticut	1 3								
				34	H	Dayton	0 3	107	H	Duquesne	2 3								
				85	H	Xavier	0 3	79	H	Saint Louis	1 3								
				178	A	Charlotte	1 3	235	A	Rutgers	1 3								

Non-Div. I Games:

Fordham

Average RPI Win:	263	WON-LOST	WINNING	LAST 10	STRENGTH OF	OPP. STRENGTH	TEAM	ADJ	CONF.	ADJ CONF.		
Average RPI Loss:	181	RECORD	PCT. RANK	GAMES	SCHEDULE	OF SCHEDULE	RPI	RPI	RPI	RPI		
DIV. I ONLY		7- 19	.26923	282	4- 6	208	245	267	.36897	280	27	27
DIV. I NON-CONF.		0- 11	0	314	0- 0	71	164	276	.38207	277	25	25
<hr/>												
TOTALS	RPI 1-25	RPI 26-50		W-L RECORDS		RPI 51-100		RPI 101-150		RPI 150+		
7- 19	0- 0	0- 2		OVERALL		0- 1		0- 2		7- 14		
5- 3	0- 0	0- 0		HOME		0- 1		0- 0		5- 2		
2- 9	0- 0	0- 0		AWAY		0- 0		0- 1		2- 8		
0- 7	0- 0	0- 2		NEUTRAL		0- 0		0- 1		0- 4		
<hr/>												
0- 11	0- 0	0- 2		NON-CONFERENCE		0- 0		0- 2		0- 7		
0- 1	0- 0	0- 0		HOME		0- 0		0- 0		0- 1		
0- 3	0- 0	0- 0		AWAY		0- 0		0- 1		0- 2		
0- 7	0- 0	0- 2		NEUTRAL		0- 0		0- 1		0- 4		
<hr/>												
7- 8	0- 0	0- 0		CONFERENCE		0- 1		0- 0		7- 7		
5- 2	0- 0	0- 0		HOME		0- 1		0- 0		5- 1		
2- 6	0- 0	0- 0		AWAY		0- 0		0- 0		2- 6		
0- 0	0- 0	0- 0		NEUTRAL		0- 0		0- 0		0- 0		
<hr/>												
RPI	S	Opponent	Score	RPI	S	Opponent	Score	RPI	S	Opponent	Score	
				26	N	Western Ky.	0 3	95	H	Morehead St.	0 3	
				33	N	Ball St.	0 3					
								139	A	Belmont	0 3	
								144	N	Sacramento St.	1 3	
								151	N	Memphis	0 3	
								161	A	Valparaiso	0 3	
								171	H	Evansville	0 3	
								171	N	Evansville	1 3	
								189	A	Tennessee St.	1 3	
								200	N	Green Bay	0 3	
								203	N	A&M-Corpus Christi	0 3	
								207	A	Southern Ill.	0 3	
								209	A	UT Martin	1 3	
								209	H	UT Martin	3 2	
								211	H	Eastern Ky.	3 0	
								255	A	Austin Peay	0 3	
								260	A	Jacksonville St.	1 3	
								260	H	Jacksonville St.	2 3	
								266	A	Southeast Mo. St.	2 3	
								266	H	Southeast Mo. St.	3 0	
								284	A	Eastern Ill.	3 1	
								288	A	SIU Edwardsville	3 1	
								288	H	SIU Edwardsville	3 1	
								298	A	Tennessee Tech	1 3	
								298	H	Tennessee Tech	3 0	
<hr/>												
LAST 10 GAMES												
				209	H	UT Martin	3 2	95	H	Morehead St.	0 3	
				266	H	Southeast Mo. St.	3 0	255	A	Austin Peay	0 3	
				298	A	Tennessee Tech	1 3	189	A	Tennessee St.	1 3	
				260	A	Jacksonville St.	1 3	288	H	SIU Edwardsville	3 1	
				211	H	Eastern Ky.	3 0	209	A	UT Martin	1 3	

Non-Div. I Games:

Murray St.

Average RPI Win: 295		WON-LOST RECORD		WINNING PCT. RANK		LAST 10 GAMES		STRENGTH OF SCHEDULE		OPP. STRENGTH OF SCHEDULE		TEAM RPI		ADJ RPI		CONF. RPI		ADJ CONF. RPI	
DIV. I ONLY		12- 15		.44444 189		1- 9		311		292		281		.36787 281		18		18	
DIV. I NON-CONF.		10- 6		.625 105		0- 2		326		322		285		.37075 288		20		22	
TOTALS		RPI 1-25		RPI 26-50		W-L RECORDS		RPI 51-100		RPI 101-150		RPI 150+							
12- 15		0- 0		0- 0		OVERALL		0- 4		0- 1		12- 10							
3- 4		0- 0		0- 0		HOME		0- 1		0- 0		3- 3							
4- 8		0- 0		0- 0		AWAY		0- 3		0- 1		4- 4							
5- 3		0- 0		0- 0		NEUTRAL		0- 0		0- 0		5- 3							
10- 6		0- 0		0- 0		NON-CONFERENCE		0- 0		0- 0		10- 6							
1- 1		0- 0		0- 0		HOME		0- 0		0- 0		1- 1							
4- 2		0- 0		0- 0		AWAY		0- 0		0- 0		4- 2							
5- 3		0- 0		0- 0		NEUTRAL		0- 0		0- 0		5- 3							
2- 9		0- 0		0- 0		CONFERENCE		0- 4		0- 1		2- 4							
2- 3		0- 0		0- 0		HOME		0- 1		0- 0		2- 2							
0- 6		0- 0		0- 0		AWAY		0- 3		0- 1		0- 2							
0- 0		0- 0		0- 0		NEUTRAL		0- 0		0- 0		0- 0							
RPI S	Opponent	Score		RPI S	Opponent	Score		RPI S	Opponent	Score		RPI S	Opponent	Score					
								73 A	Furman	0	3	140 A	Ga. Southern	1	3				
								74 A	Appalachian St.	0	3	188 H	Elon	0	3				
								76 A	Samford	0	3	201 A	Davidson	2	3				
								98 H	Col. of Charleston	0	3	208 A	East Tenn. St.	2	3				
												222 A	Western Caro.	2	3				
												230 N	Kent St.	3	0				
												248 H	UNC Greensboro	1	3				
												250 N	Western Ill.	0	3				
												274 A	South Carolina St.	1	3				
												275 H	Chattanooga	3	0				
												287 A	S.C. Upstate	3	0				
												288 A	SIU Edwardsville	3	1				
												290 A	Stetson	3	1				
												292 H	Citadel	3	0				
												293 H	Gardner-Webb	1	3				
												293 N	Gardner-Webb	0	3				
												301 A	Charleston So.	3	0				
												301 N	Charleston So.	3	1				
												309 N	Alabama St.	3	0				
												313 N	Bethune-Cookman	1	3				
												316 N	Ark.-Pine Bluff	3	0				
												324 H	N.C. A&T	3	0				
												327 N	Savannah St.	3	0				
				LAST 10 GAMES															
				76 A	Samford	0	3	222 A	Western Caro.	2	3	327 N	Savannah St.	3	0				
				293 H	Gardner-Webb	1	3	208 A	East Tenn. St.	2	3								
				248 H	UNC Greensboro	1	3	98 H	Col. of Charleston	0	3								
				188 H	Elon	0	3	292 H	Citadel	3	0								
				74 A	Appalachian St.	0	3	73 A	Furman	0	3								

Non-Div. I Games: Converse 3 0

Wofford

Average RPI Win: 265		WON-LOST RECORD		WINNING PCT. RANK		LAST 10 GAMES		STRENGTH OF SCHEDULE		OPP. STRENGTH OF SCHEDULE		TEAM RPI		ADJ RPI		CONF. RPI		ADJ CONF. RPI	
DIV. I ONLY		2- 20		.09091 320		0- 10		164		141		289		.3657 282		11		11	
DIV. I NON-CONF.		2- 7		.22222 282		0- 0		211		193		274		.39566 266		9		9	
TOTALS		RPI 1-25		RPI 26-50		W-L RECORDS		RPI 51-100		RPI 101-150		RPI 150+							
2- 20		0- 1		0- 3		OVERALL		0- 2		0- 5		2- 9							
1- 7		0- 1		0- 2		HOME		0- 1		0- 1		1- 2							
1- 7		0- 0		0- 0		AWAY		0- 1		0- 2		1- 4							
0- 6		0- 0		0- 1		NEUTRAL		0- 0		0- 2		0- 3							
2- 7		0- 0		0- 1		NON-CONFERENCE		0- 0		0- 3		2- 3							
1- 0		0- 0		0- 0		HOME		0- 0		0- 0		1- 0							
1- 1		0- 0		0- 0		AWAY		0- 0		0- 1		1- 0							
0- 6		0- 0		0- 1		NEUTRAL		0- 0		0- 2		0- 3							
0- 13		0- 1		0- 2		CONFERENCE		0- 2		0- 2		0- 6							
0- 7		0- 1		0- 2		HOME		0- 1		0- 1		0- 2							
0- 6		0- 0		0- 0		AWAY		0- 1		0- 1		0- 4							
0- 0		0- 0		0- 0		NEUTRAL		0- 0		0- 0		0- 0							
RPI S	Opponent	Score		RPI S	Opponent	Score		RPI S	Opponent	Score		RPI S	Opponent	Score					
22	H Tulsa	0 3		27	N California	0 3		69	A UAB	0 3		102	N Central Mich.	1 3					
				43	H Houston	0 3		81	H UCF	0 3		104	H UTEP	0 3					
				43	H Houston	1 3						109	A SMU	0 3					
												117	N North Carolina St.	0 3					
												146	A Virginia	0 3					
												151	A Memphis	0 3					
												173	A Southern Miss.	0 3					
												173	H Southern Miss.	0 3					
												176	N Long Island	1 3					
												195	A Marshall	1 3					
												218	A Tulane	0 3					
												218	H Tulane	2 3					
												221	N George Mason	0 3					
												236	A UNC Wilmington	3 1					
												293	H Gardner-Webb	3 1					
												301	N Charleston So.	2 3					
				LAST 10 GAMES															
				173	H Southern Miss.	0 3		173	A Southern Miss.	0 3									
				218	H Tulane	2 3		43	H Houston	0 3									
				22	H Tulsa	0 3		43	H Houston	1 3									
				109	A SMU	0 3		104	H UTEP	0 3									
				218	A Tulane	0 3		81	H UCF	0 3									

Non-Div. I Games:

East Carolina

Average RPI Win:	253	WON-LOST	WINNING	LAST 10	STRENGTH OF	OPP. STRENGTH	TEAM	ADJ	CONF.	ADJ CONF.	
Average RPI Loss:	156	RECORD	PCT. RANK	GAMES	SCHEDULE	OF SCHEDULE	RPI	RPI	RPI	RPI	
DIV. I ONLY	4- 18	.18182	303	1- 9	222	209	290	.36506	283	24	23
DIV. I NON-CONF.	3- 7	.3	258	0- 1	243	149	266	.4117	258	22	21
<hr/>											
TOTALS	RPI 1-25	RPI 26-50		W-L RECORDS	RPI 51-100		RPI 101-150		RPI 150+		
4- 18	0- 0	0- 1		OVERALL	0- 5		1- 2		3- 10		
1- 6	0- 0	0- 0		HOME	0- 1		0- 1		1- 4		
1- 9	0- 0	0- 1		AWAY	0- 2		0- 1		1- 5		
2- 3	0- 0	0- 0		NEUTRAL	0- 2		1- 0		1- 1		
<hr/>											
3- 7	0- 0	0- 1		NON-CONFERENCE	0- 3		1- 1		2- 2		
1- 0	0- 0	0- 0		HOME	0- 0		0- 0		1- 0		
0- 4	0- 0	0- 1		AWAY	0- 1		0- 1		0- 1		
2- 3	0- 0	0- 0		NEUTRAL	0- 2		1- 0		1- 1		
<hr/>											
1- 11	0- 0	0- 0		CONFERENCE	0- 2		0- 1		1- 8		
0- 6	0- 0	0- 0		HOME	0- 1		0- 1		0- 4		
1- 5	0- 0	0- 0		AWAY	0- 1		0- 0		1- 4		
0- 0	0- 0	0- 0		NEUTRAL	0- 0		0- 0		0- 0		
<hr/>											
RPI S	Opponent	Score	RPI S	Opponent	Score	RPI S	Opponent	Score	RPI S	Opponent	Score
			33 A	Ball St.	0 3	61 N	IPFW	0 3	125 A	Iowa	0 3
						68 A	Milwaukee	0 3	137 N	Oakland	3 2
						68 H	Milwaukee	1 3	145 H	Cleveland St.	0 3
						78 N	Northwestern	0 3	161 A	Valparaiso	0 3
						100 A	Illinois St.	0 3	161 H	Valparaiso	0 3
									186 A	Butler	1 3
									200 A	Green Bay	1 3
									200 H	Green Bay	2 3
									220 A	Ill.-Chicago	0 3
									220 H	Ill.-Chicago	1 3
									233 A	Bradley	0 3
									253 N	DePaul	0 3
									257 A	Wright St.	3 1
									300 H	Montana St.	3 2
									302 H	Youngstown St.	1 3
									319 N	Chicago St.	3 0
<hr/>											
LAST 10 GAMES											
	200 A	Green Bay	1	3	68 H	Milwaukee	1	3			
	233 A	Bradley	0	3	257 A	Wright St.	3	1			
	220 A	Ill.-Chicago	0	3	186 A	Butler	1	3			
	161 A	Valparaiso	0	3	302 H	Youngstown St.	1	3			
	145 H	Cleveland St.	0	3	200 H	Green Bay	2	3			

Non-Div. I Games:

Loyola Chicago

Average RPI Win: 249		WON-LOST	WINNING	LAST 10	STRENGTH OF		OPP. STRENGTH	TEAM	ADJ	CONF.	ADJ CONF.
Average RPI Loss: 188		RECORD	PCT. RANK	GAMES	SCHEDULE		OF SCHEDULE	RPI	RPI	RPI	RPI
DIV. I ONLY		9- 18	.33333	249	5- 5		260	252	273	.3638	284
DIV. I NON-CONF.		3- 8	.27273	265	1- 0		271	211	284	.38293	274
TOTALS		RPI 1-25	RPI 26-50		W-L RECORDS		RPI 51-100		RPI 101-150		RPI 150+
9- 18	0- 0	0- 2		OVERALL		1- 1		0- 2		8- 13	
3- 5	0- 0	0- 0		HOME		0- 1		0- 0		3- 4	
4- 8	0- 0	0- 1		AWAY		1- 0		0- 1		3- 6	
2- 5	0- 0	0- 1		NEUTRAL		0- 0		0- 1		2- 3	
3- 8	0- 0	0- 2		NON-CONFERENCE		0- 0		0- 2		3- 4	
1- 0	0- 0	0- 0		HOME		0- 0		0- 0		1- 0	
0- 3	0- 0	0- 1		AWAY		0- 0		0- 1		0- 1	
2- 5	0- 0	0- 1		NEUTRAL		0- 0		0- 1		2- 3	
6- 10	0- 0	0- 0		CONFERENCE		1- 1		0- 0		5- 9	
2- 5	0- 0	0- 0		HOME		0- 1		0- 0		2- 4	
4- 5	0- 0	0- 0		AWAY		1- 0		0- 0		3- 5	
0- 0	0- 0	0- 0		NEUTRAL		0- 0		0- 0		0- 0	
RPI S	Opponent	Score	RPI S	Opponent	Score	RPI S	Opponent	Score	RPI S	Opponent	Score
			44 N	Wichita St.	0 3	95 A	Morehead St.	3 0	122 N	Ole Miss	2 3
			49 A	Louisville	0 3	95 H	Morehead St.	0 3	133 A	Indiana	0 3
									160 N	Niagara	1 3
									177 N	Miami (OH)	1 3
									189 A	Tennessee St.	0 3
									189 H	Tennessee St.	3 0
									198 N	Gonzaga	2 3
									209 A	UT Martin	0 3
									211 A	Eastern Ky.	2 3
									211 H	Eastern Ky.	1 3
									220 H	Ill.-Chicago	3 1
									226 A	Indiana St.	0 3
									255 A	Austin Peay	3 1
									255 H	Austin Peay	0 3
									260 A	Jacksonville St.	3 2
									266 A	Southeast Mo. St.	1 3
									266 H	Southeast Mo. St.	0 3
									280 H	Murray St.	1 3
									288 A	SIU Edwardsville	0 3
									288 H	SIU Edwardsville	3 2
									298 A	Tennessee Tech	3 0
									319 N	Chicago St.	3 0
									320 N	Coppin St.	3 1
LAST 10 GAMES											
			211 A	Eastern Ky.	2 3	220 H	Ill.-Chicago	3 1			
			95 A	Morehead St.	3 0	298 A	Tennessee Tech	3 0			
			288 A	SIU Edwardsville	0 3	260 A	Jacksonville St.	3 2			
			255 H	Austin Peay	0 3	209 A	UT Martin	0 3			
			189 H	Tennessee St.	3 0	266 A	Southeast Mo. St.	1 3			

Non-Div. I Games:

Eastern Ill.

Average RPI Win: 307		WON-LOST RECORD	WINNING PCT. RANK		LAST 10 GAMES	STRENGTH OF SCHEDULE		OPP. STRENGTH OF SCHEDULE		TEAM RPI	ADJ RPI		CONF. RPI	ADJ CONF. RPI	
Average RPI Loss: 219															
DIV. I ONLY		10- 12	.45455	186	5- 5	314		314		291	.36082	285	32	32	
DIV. I NON-CONF.		3- 7	.3	258	1- 1	223		258		267	.40062	265	32	32	
TOTALS		RPI 1-25	RPI 26-50		W-L RECORDS		RPI 51-100		RPI 101-150		RPI 150+				
10- 12	0- 0	0- 0		OVERALL		0- 1		0- 2		10- 9					
2- 3	0- 0	0- 0		HOME		0- 0		0- 0		2- 3					
4- 4	0- 0	0- 0		AWAY		0- 0		0- 1		4- 3					
4- 5	0- 0	0- 0		NEUTRAL		0- 1		0- 1		4- 3					
3- 7	0- 0	0- 0		NON-CONFERENCE		0- 1		0- 2		3- 4					
0- 0	0- 0	0- 0		HOME		0- 0		0- 0		0- 0					
0- 2	0- 0	0- 0		AWAY		0- 0		0- 1		0- 1					
3- 5	0- 0	0- 0		NEUTRAL		0- 1		0- 1		3- 3					
7- 5	0- 0	0- 0		CONFERENCE		0- 0		0- 0		7- 5					
2- 3	0- 0	0- 0		HOME		0- 0		0- 0		2- 3					
4- 2	0- 0	0- 0		AWAY		0- 0		0- 0		4- 2					
1- 0	0- 0	0- 0		NEUTRAL		0- 0		0- 0		1- 0					
RPI	S	Opponent	Score	RPI	S	Opponent	Score	RPI	S	Opponent	Score	RPI	S	Opponent	Score
								76	N	Samford	0 3	101	N	New Mexico	0 3
												138	A	Northern Ariz.	0 3
												181	N	San Jose St.	0 3
												188	N	Elon	0 3
												215	H	Md.-East. Shore	0 3
												242	A	Campbell	2 3
												269	N	CSU Bakersfield	1 3
												270	N	Fla. Atlantic	3 2
												290	N	Stetson	3 1
												297	A	Morgan St.	0 3
												297	H	Morgan St.	2 3
												303	A	Howard	3 1
												306	A	Norfolk St.	3 1
												306	H	Norfolk St.	2 3
												309	N	Alabama St.	3 0
												313	A	Bethune-Cookman	2 3
												315	H	Delaware St.	3 2
												317	A	N.C. Central	3 2
												317	N	N.C. Central	3 0
												320	A	Coppin St.	3 2
												320	H	Coppin St.	3 1
LAST 10 GAMES															
						297	H	Morgan St.	2 3			215	H	Md.-East. Shore	0 3
						320	A	Coppin St.	3 2			303	A	Howard	3 1
						306	H	Norfolk St.	2 3			320	H	Coppin St.	3 1
						297	A	Morgan St.	0 3			309	N	Alabama St.	3 0
						315	H	Delaware St.	3 2			269	N	CSU Bakersfield	1 3

Non-Div. I Games:

Hampton

Average RPI Win:	276	WON-LOST RECORD	WINNING PCT. RANK	LAST 10 GAMES	STRENGTH OF SCHEDULE	OPP. STRENGTH OF SCHEDULE	TEAM RPI	ADJ RPI	CONF. RPI	ADJ CONF. RPI	
DIV. I ONLY		7- 20	.25926 283	2- 8	176	296	270	.3601 286	26	25	
DIV. I NON-CONF.		4- 12	.25 269	0- 2	160	303	263	.38017 279	27	27	
<hr/>											
TOTALS	RPI 1-25	RPI 26-50		W-L RECORDS	RPI 51-100		RPI 101-150		RPI 150+		
7- 20	0- 0	0- 0		OVERALL	0- 3		0- 1		7- 16		
4- 6	0- 0	0- 0		HOME	0- 1		0- 1		4- 4		
1- 10	0- 0	0- 0		AWAY	0- 1		0- 0		1- 9		
2- 4	0- 0	0- 0		NEUTRAL	0- 1		0- 0		2- 3		
<hr/>											
4- 12	0- 0	0- 0		NON-CONFERENCE	0- 1		0- 0		4- 11		
2- 3	0- 0	0- 0		HOME	0- 0		0- 0		2- 3		
0- 6	0- 0	0- 0		AWAY	0- 0		0- 0		0- 6		
2- 3	0- 0	0- 0		NEUTRAL	0- 1		0- 0		2- 2		
<hr/>											
3- 8	0- 0	0- 0		CONFERENCE	0- 2		0- 1		3- 5		
2- 3	0- 0	0- 0		HOME	0- 1		0- 1		2- 1		
1- 4	0- 0	0- 0		AWAY	0- 1		0- 0		1- 3		
0- 1	0- 0	0- 0		NEUTRAL	0- 0		0- 0		0- 1		
<hr/>											
RPI S	Opponent	Score	RPI S	Opponent	Score	RPI S	Opponent	Score	RPI S	Opponent	Score
						71 N	Northeastern	0 3	128 H	American	1 3
						92 A	Army	0 3	167 A	Connecticut	0 3
						92 H	Army	0 3	168 H	Dartmouth	1 3
									179 A	Harvard	0 3
									179 N	Harvard	0 3
									187 A	Colgate	1 3
									191 A	Lehigh	0 3
									191 H	Lehigh	0 3
									196 A	Central Conn. St.	0 3
									196 H	Central Conn. St.	3 0
									215 N	Md.-East. Shore	3 0
									238 H	New Hampshire	1 3
									244 H	Fairleigh Dickinson	1 3
									251 N	Binghamton	1 3
									262 A	Bryant	0 3
									262 A	Bryant	2 3
									265 A	Hartford	0 3
									276 A	Bucknell	0 3
									303 N	Howard	3 0
									304 A	Lafayette	3 0
						304 H	Lafayette	3 0			
						305 H	Navy	3 0			
						305 N	Navy	1 3			
						307 H	Providence	3 2			
						LAST 10 GAMES			LAST 10 GAMES		
						92 A	Army	0 3	187 A	Colgate	1 3
						238 H	New Hampshire	1 3	92 H	Army	0 3
						304 H	Lafayette	3 0	262 A	Bryant	2 3
						191 H	Lehigh	0 3	128 H	American	1 3
						276 A	Bucknell	0 3	305 H	Navy	3 0

Non-Div. I Games:

Holy Cross

[illegible]

Non-Div. I Games:

S.C. Upstate

Average RPI Win:	272	WON-LOST RECORD	WINNING PCT. RANK	LAST 10 GAMES	STRENGTH OF SCHEDULE	OPP. STRENGTH OF SCHEDULE	TEAM RPI	ADJ RPI	CONF. RPI	ADJ CONF. RPI		
DIV. I ONLY	10- 18	.35714	241	3- 7	279	280	279	.35855	288	27	27	
DIV. I NON-CONF.	5- 7	.41667	207	0- 0	272	300	260	.40527	262	25	25	

TOTALS	RPI 1-25	RPI 26-50		W-L RECORDS		RPI 51-100		RPI 101-150		RPI 150+		
10- 18	0- 0	0- 1		OVERALL		0- 3		0- 1		10- 13		
5- 6	0- 0	0- 0		HOME		0- 1		0- 0		5- 5		
3- 10	0- 0	0- 0		AWAY		0- 2		0- 1		3- 6		
2- 2	0- 0	0- 1		NEUTRAL		0- 0		0- 0		2- 1		
5- 7	0- 0	0- 1		NON-CONFERENCE		0- 1		0- 1		5- 4		
2- 2	0- 0	0- 0		HOME		0- 0		0- 0		2- 2		
1- 3	0- 0	0- 0		AWAY		0- 1		0- 1		1- 1		
2- 2	0- 0	0- 1		NEUTRAL		0- 0		0- 0		2- 1		
5- 11	0- 0	0- 0		CONFERENCE		0- 2		0- 0		5- 9		
3- 4	0- 0	0- 0		HOME		0- 1		0- 0		3- 3		
2- 7	0- 0	0- 0		AWAY		0- 1		0- 0		2- 6		
0- 0	0- 0	0- 0		NEUTRAL		0- 0		0- 0		0- 0		
RPI	S	Opponent	Score	RPI	S	Opponent	Score	RPI	S	Opponent	Score	
				37	N	Michigan St.	0 3	95	A	Morehead St.	0 3	
								95	H	Morehead St.	0 3	
								100	A	Illinois St.	1 3	
										121	A Bowling Green	1 3
										189	A Tennessee St.	2 3
										189	H Tennessee St.	1 3
										207	A Southern Ill.	2 3
										209	A UT Martin	1 3
										211	A Eastern Ky.	0 3
										211	H Eastern Ky.	1 3
										226	A Indiana St.	3 1
										230	H Kent St.	2 3
										250	H Western Ill.	3 2
										250	N Western Ill.	1 3
										255	A Austin Peay	3 2
										255	H Austin Peay	3 2
										260	A Jacksonville St.	3 2
										266	H Southeast Mo. St.	3 0
										278	N Canisius	3 1
										280	A Murray St.	1 3
										280	H Murray St.	1 3
										281	H Wofford	1 3
										284	A Eastern Ill.	2 3
										284	H Eastern Ill.	3 0
										298	A Tennessee Tech	2 3
										316	H Ark.-Pine Bluff	3 0
										327	N Savannah St.	3 0

LAST 10 GAMES												
				95	A	Morehead St.	0 3	260	A	Jacksonville St.	3 2	
				211	A	Eastern Ky.	0 3	298	A	Tennessee Tech	2 3	
				284	H	Eastern Ill.	3 0	209	A	UT Martin	1 3	
				189	H	Tennessee St.	1 3	280	A	Murray St.	1 3	
				255	H	Austin Peay	3 2	211	H	Eastern Ky.	1 3	

Non-Div. I Games:

SIU Edwardsville

Average RPI Win:		291	WON-LOST RECORD		WINNING PCT. RANK		LAST 10 GAMES		STRENGTH OF SCHEDULE		OPP. STRENGTH OF SCHEDULE		TEAM RPI		ADJ RPI		CONF. RPI		ADJ CONF. RPI	
Average RPI Loss:		204																		
DIV. I ONLY			10- 18		.35714 241		4- 6		269		299		278		.35175 289		28		28	
DIV. I NON-CONF.			6- 10		.375 229		1- 1		261		310		269		.38208 276		28		28	
TOTALS		RPI 1-25		RPI 26-50		W-L RECORDS		RPI 51-100		RPI 101-150		RPI 150+								
10- 18		0- 0		0- 0		OVERALL		0- 1		0- 1		10- 16								
5- 6		0- 0		0- 0		HOME		0- 1		0- 0		5- 5								
2- 8		0- 0		0- 0		AWAY		0- 0		0- 1		2- 7								
3- 4		0- 0		0- 0		NEUTRAL		0- 0		0- 0		3- 4								
6- 10		0- 0		0- 0		NON-CONFERENCE		0- 1		0- 1		6- 8								
1- 2		0- 0		0- 0		HOME		0- 1		0- 0		1- 1								
2- 4		0- 0		0- 0		AWAY		0- 0		0- 1		2- 3								
3- 4		0- 0		0- 0		NEUTRAL		0- 0		0- 0		3- 4								
4- 8		0- 0		0- 0		CONFERENCE		0- 0		0- 0		4- 8								
4- 4		0- 0		0- 0		HOME		0- 0		0- 0		4- 4								
0- 4		0- 0		0- 0		AWAY		0- 0		0- 0		0- 4								
0- 0		0- 0		0- 0		NEUTRAL		0- 0		0- 0		0- 0								
RPI	S	Opponent		Score		RPI	S	Opponent		Score		RPI	S	Opponent		Score				
								98	H	Col. of Charleston	1 3	105	A	James Madison	0 3					
												159	A	Winthrop	0 3					
												159	H	Winthrop	2 3					
												164	A	Liberty	1 3					
												171	N	Evansville	0 3					
												191	N	Lehigh	0 3					
												199	H	UNC Asheville	1 3					
												201	A	Davidson	0 3					
												208	N	East Tenn. St.	2 3					
												214	N	Robert Morris	2 3					
												233	H	Bradley	3 1					
												236	A	UNC Wilmington	0 3					
												242	H	Campbell	1 3					
												248	A	UNC Greensboro	3 1					
												254	A	Presbyterian	1 3					
												254	H	Presbyterian	0 3					
												271	A	Radford	2 3					
												273	H	Iona	1 3					
												274	A	South Carolina St.	1 3					
												292	A	Citadel	3 0					
												293	H	Gardner-Webb	3 2					
												293	H	Gardner-Webb	3 0					
												295	H	High Point	3 0					
												301	H	Charleston So.	3 0					
												306	N	Norfolk St.	3 0					
												324	N	N.C. A&T	3 0					
												324	N	N.C. A&T	3 0					
LAST 10 GAMES						254	H	Presbyterian	0 3	271	A	Radford	2 3	295	H	High Point	3 0			
						159	H	Winthrop	2 3	164	A	Liberty	1 3	301	H	Charleston So.	3 0			
						292	A	Citadel	3 0	274	A	South Carolina St.	1 3	306	N	Norfolk St.	3 0			
						293	H	Gardner-Webb	3 0	301	H	Charleston So.	3 0	324	N	N.C. A&T	3 0			
						199	H	UNC Asheville	1 3	295	H	High Point	3 0	324	N	N.C. A&T	3 0			

Non-Div. I Games:

Coastal Caro.

Average RPI Win: 295		WON-LOST RECORD		WINNING PCT. RANK		LAST 10 GAMES		STRENGTH OF SCHEDULE		OPP. STRENGTH OF SCHEDULE		TEAM RPI		ADJ RPI		CONF. RPI		ADJ CONF. RPI	
DIV. I ONLY		7- 15		.31818 262		4- 5		290		295		294		.34993 290		23		24	
DIV. I NON-CONF.		5- 7		.41667 207		2- 0		321		323		301		.35553 294		24		23	
TOTALS		RPI 1-25		RPI 26-50		W-L RECORDS		RPI 51-100		RPI 101-150		RPI 150+							
7- 15		0- 0		0- 0		OVERALL		0- 3		0- 2		7- 10							
5- 4		0- 0		0- 0		HOME		0- 0		0- 0		5- 4							
2- 6		0- 0		0- 0		AWAY		0- 1		0- 2		2- 3							
0- 5		0- 0		0- 0		NEUTRAL		0- 2		0- 0		0- 3							
5- 7		0- 0		0- 0		NON-CONFERENCE		0- 2		0- 1		5- 4							
3- 1		0- 0		0- 0		HOME		0- 0		0- 0		3- 1							
2- 1		0- 0		0- 0		AWAY		0- 0		0- 1		2- 0							
0- 5		0- 0		0- 0		NEUTRAL		0- 2		0- 0		0- 3							
2- 8		0- 0		0- 0		CONFERENCE		0- 1		0- 1		2- 6							
2- 3		0- 0		0- 0		HOME		0- 0		0- 0		2- 3							
0- 5		0- 0		0- 0		AWAY		0- 1		0- 1		0- 3							
0- 0		0- 0		0- 0		NEUTRAL		0- 0		0- 0		0- 0							
RPI	S	Opponent		Score		RPI	S	Opponent		Score		RPI	S	Opponent		Score			
																</			

Non-Div. I Games: Southeastern (FL) 3 0

Stetson

Average RPI Win: 296		WON-LOST RECORD		WINNING PCT. RANK		LAST 10 GAMES		STRENGTH OF SCHEDULE		OPP. STRENGTH OF SCHEDULE		TEAM RPI		ADJ RPI		CONF. RPI		ADJ CONF. RPI	
DIV. I ONLY		6- 21		.22222 290		1- 9		189		309		287		.34658 291		30		31	
DIV. I NON-CONF.		3- 10		.23077 279		0- 0		102		299		243		.4208 246		31		31	
TOTALS		RPI 1-25		RPI 26-50		W-L RECORDS		RPI 51-100		RPI 101-150		RPI 150+							
6- 21		0- 0		0- 0		OVERALL		0- 2		0- 4		6- 15							
1- 7		0- 0		0- 0		HOME		0- 0		0- 2		1- 5							
3- 8		0- 0		0- 0		AWAY		0- 0		0- 1		3- 7							
2- 6		0- 0		0- 0		NEUTRAL		0- 2		0- 1		2- 3							
3- 10		0- 0		0- 0		NON-CONFERENCE		0- 2		0- 4		3- 4							
0- 3		0- 0		0- 0		HOME		0- 0		0- 2		0- 1							
1- 1		0- 0		0- 0		AWAY		0- 0		0- 1		1- 0							
2- 6		0- 0		0- 0		NEUTRAL		0- 2		0- 1		2- 3							
3- 11		0- 0		0- 0		CONFERENCE		0- 0		0- 0		3- 11							
1- 4		0- 0		0- 0		HOME		0- 0		0- 0		1- 4							
2- 7		0- 0		0- 0		AWAY		0- 0		0- 0		2- 7							
0- 0		0- 0		0- 0		NEUTRAL		0- 0		0- 0		0- 0							
RPI S	Opponent	Score		RPI S	Opponent	Score		RPI S	Opponent	Score		RPI S	Opponent	Score					
								53 N	TCU	2	3	114 A	Villanova	0	3				
								60 N	Clemson	0	3	127 H	George Washington	0	3				
												128 H	American	1	3				
												136 N	Towson	0	3				
												160 A	Niagara	0	3				
												187 N	Colgate	0	3				
												189 H	Tennessee St.	1	3				
												194 A	Fairfield	0	3				
												194 H	Fairfield	0	3				
												224 N	UMBC	0	3				
												231 A	Marist	1	3				
												231 H	Marist	2	3				
												239 A	Manhattan	2	3				
												239 H	Manhattan	1	3				
												256 A	Siena	1	3				
												256 H	Siena	3	2				
												273 A	Iona	1	3				
												273 H	Iona	0	3				
												274 N	South Carolina St.	3	0				
												278 A	Canisius	0	3				
												297 N	Morgan St.	3	1				
												304 A	Lafayette	3	2				
												320 N	Coppin St.	0	3				
												321 A	Rider	3	0				
												325 A	Saint Peter's	3	0				

Average RPI Win:	309	WON-LOST RECORD	WINNING PCT. RANK	LAST 10 GAMES	STRENGTH OF SCHEDULE	OPP. STRENGTH OF SCHEDULE	TEAM RPI	ADJ RPI	CONF. RPI	ADJ CONF. RPI					
DIV. I ONLY		5- 19	.20833	293	0- 10	234	288	296	.34234	292	18	18			
DIV. I NON-CONF.		5- 7	.41667	207	0- 2	302	326	289	.37228	286	20	22			
<hr/>															
TOTALS	RPI 1-25		RPI 26-50		W-L RECORDS		RPI 51-100		RPI 101-150		RPI 150+				
5- 19	0- 0		0- 0		OVERALL		0- 4		0- 4		5- 11				
3- 9	0- 0		0- 0		HOME		0- 1		0- 2		3- 6				
1- 8	0- 0		0- 0		AWAY		0- 3		0- 1		1- 4				
1- 2	0- 0		0- 0		NEUTRAL		0- 0		0- 1		1- 1				
5- 7	0- 0		0- 0		NON-CONFERENCE		0- 0		0- 2		5- 5				
3- 4	0- 0		0- 0		HOME		0- 0		0- 1		3- 3				
1- 1	0- 0		0- 0		AWAY		0- 0		0- 0		1- 1				
1- 2	0- 0		0- 0		NEUTRAL		0- 0		0- 1		1- 1				
0- 12	0- 0		0- 0		CONFERENCE		0- 4		0- 2		0- 6				
0- 5	0- 0		0- 0		HOME		0- 1		0- 1		0- 3				
0- 7	0- 0		0- 0		AWAY		0- 3		0- 1		0- 3				
0- 0	0- 0		0- 0		NEUTRAL		0- 0		0- 0		0- 0				
RPI	S	Opponent	Score	RPI	S	Opponent	Score	RPI	S	Opponent	Score	RPI	S	Opponent	Score
						73 A Furman	1 3			117 H North Carolina St.	0 3				
						74 H Appalachian St.	1 3			136 N Towson	2 3				
						76 A Samford	0 3			140 A Ga. Southern	0 3				
						98 A Col. of Charleston	1 3			140 H Ga. Southern	0 3				
										164 N Liberty	0 3				
										201 A Davidson	0 3				
										201 H Davidson	0 3				
										222 H Western Caro.	0 3				
										236 H UNC Wilmington	2 3				
										248 H UNC Greensboro	0 3				
										274 A South Carolina St.	0 3				
										274 H South Carolina St.	3 0				
										275 A Chattanooga	0 3				
										281 A Wofford	0 3				
										289 H Coastal Caro.	0 3				
										301 H Charleston So.	1 3				
										309 N Alabama St.	3 2				
										313 H Bethune-Cookman	3 1				
										324 A N.C. A&T	3 0				
										327 H Savannah St.	3 0				
				LAST 10 GAMES											
						201 A Davidson	0 3			275 A Chattanooga	0 3				
						140 A Ga. Southern	0 3			76 A Samford	0 3				
						289 H Coastal Caro.	0 3			236 H UNC Wilmington	2 3				
						74 H Appalachian St.	1 3			73 A Furman	1 3				
						222 H Western Caro.	0 3			281 A Wofford	0 3				

Non-Div. I Games: Francis Marion 3 2 Claflin 3 0

Citadel

Average RPI Win: 251		WON-LOST	WINNING	LAST 10	STRENGTH OF		OPP. STRENGTH	TEAM	ADJ		CONF.	ADJ CONF.
Average RPI Loss: 233		RECORD	PCT. RANK	GAMES	SCHEDULE		OF SCHEDULE	RPI	RPI		RPI	RPI
DIV. I ONLY		8- 16	.33333	249	5- 5		286	281	288		.34114	293
DIV. I NON-CONF.		4- 7	.36364	235	1- 0		290	264	277		.37828	280
TOTALS		RPI 1-25	RPI 26-50		W-L RECORDS		RPI 51-100		RPI 101-150		RPI 150+	
8- 16		0- 0	0- 0		OVERALL		0- 1		0- 0		8- 15	
4- 2		0- 0	0- 0		HOME		0- 0		0- 0		4- 2	
2- 8		0- 0	0- 0		AWAY		0- 1		0- 0		2- 7	
2- 6		0- 0	0- 0		NEUTRAL		0- 0		0- 0		2- 6	
4- 7		0- 0	0- 0		NON-CONFERENCE		0- 1		0- 0		4- 6	
1- 0		0- 0	0- 0		HOME		0- 0		0- 0		1- 0	
1- 3		0- 0	0- 0		AWAY		0- 1		0- 0		1- 2	
2- 4		0- 0	0- 0		NEUTRAL		0- 0		0- 0		2- 4	
4- 9		0- 0	0- 0		CONFERENCE		0- 0		0- 0		4- 9	
3- 2		0- 0	0- 0		HOME		0- 0		0- 0		3- 2	
1- 5		0- 0	0- 0		AWAY		0- 0		0- 0		1- 5	
0- 2		0- 0	0- 0		NEUTRAL		0- 0		0- 0		0- 2	
RPI S	Opponent	Score	RPI S	Opponent	Score	RPI S	Opponent	Score	RPI S	Opponent	Score	
						99 A	South Carolina	0 3	159 H	Winthrop	3 1	
									164 A	Liberty	2 3	
									188 N	Elon	1 3	
									199 A	UNC Asheville	2 3	
									199 H	UNC Asheville	3 0	
									199 N	UNC Asheville	2 3	
									201 N	Davidson	0 3	
									222 H	Western Caro.	3 0	
									222 N	Western Caro.	2 3	
									233 N	Bradley	0 3	
									242 H	Campbell	2 3	
									254 H	Presbyterian	1 3	
									271 A	Radford	0 3	
									273 N	Iona	3 0	
									281 A	Wofford	3 1	
									281 N	Wofford	3 0	
									282 A	East Carolina	1 3	
									287 A	S.C. Upstate	2 3	
									289 A	Coastal Caro.	2 3	
									289 A	Coastal Caro.	0 3	
									295 H	High Point	3 1	
									301 A	Charleston So.	3 1	
									301 N	Charleston So.	2 3	
LAST 10 GAMES												
						242 H	Campbell	2 3	199 H	UNC Asheville	3 0	
						295 H	High Point	3 1	254 H	Presbyterian	1 3	
						281 A	Wofford	3 1	159 H	Winthrop	3 1	
						289 A	Coastal Caro.	0 3	164 A	Liberty	2 3	
						301 A	Charleston So.	3 1	271 A	Radford	0 3	

Non-Div. I Games: Montreat 3 0

Gardner-Webb

Average RPI Win: 287		WON-LOST	WINNING	LAST 10	STRENGTH OF		OPP. STRENGTH	TEAM	ADJ	CONF.	ADJ CONF.
Average RPI Loss: 202		RECORD	PCT. RANK	GAMES	SCHEDULE		OF SCHEDULE	RPI	RPI	RPI	RPI
DIV. I ONLY		7- 17	.29167	274	3- 5		280	287	293	.34107	294
DIV. I NON-CONF.		3- 15	.16667	294	0- 3		238	248	297	.33558	304
TOTALS		RPI 1-25	RPI 26-50		W-L RECORDS		RPI 51-100		RPI 101-150		RPI 150+
7- 17	0- 0	0- 0		OVERALL		0- 2		0- 1		7- 14	
0- 3	0- 0	0- 0		HOME		0- 0		0- 0		0- 3	
3- 8	0- 0	0- 0		AWAY		0- 1		0- 1		3- 6	
4- 6	0- 0	0- 0		NEUTRAL		0- 1		0- 0		4- 5	
3- 15	0- 0	0- 0		NON-CONFERENCE		0- 2		0- 1		3- 12	
0- 2	0- 0	0- 0		HOME		0- 0		0- 0		0- 2	
0- 7	0- 0	0- 0		AWAY		0- 1		0- 1		0- 5	
3- 6	0- 0	0- 0		NEUTRAL		0- 1		0- 0		3- 5	
4- 2	0- 0	0- 0		CONFERENCE		0- 0		0- 0		4- 2	
0- 1	0- 0	0- 0		HOME		0- 0		0- 0		0- 1	
3- 1	0- 0	0- 0		AWAY		0- 0		0- 0		3- 1	
1- 0	0- 0	0- 0		NEUTRAL		0- 0		0- 0		1- 0	
RPI S	Opponent	Score	RPI S	Opponent	Score	RPI S	Opponent	Score	RPI S	Opponent	Score
						76 N	Samford	0 3	134 A	Alabama	0 3
						96 A	Auburn	0 3	151 A	Memphis	0 3
									152 A	Troy	2 3
									174 N	Fla. Gulf Coast	3 1
									177 A	Miami (OH)	0 3
									193 N	Georgia St.	0 3
									209 H	UT Martin	1 3
									213 N	UALR	1 3
									232 A	Nicholls St.	0 3
									241 A	South Ala.	0 3
									246 A	Jackson St.	2 3
									246 H	Jackson St.	2 3
									252 N	La.-Monroe	2 3
									264 N	Louisiana Tech	1 3
									266 N	Southeast Mo. St.	3 1
									271 N	Radford	2 3
									275 H	Chattanooga	0 3
									309 A	Alabama St.	3 1
									311 N	Southeastern La.	3 1
									312 A	Mississippi Val.	3 1
									314 N	Grambling	3 1
									326 A	Alcorn St.	3 0
LAST 10 GAMES											
						312 A	Mississippi Val.	3 1	134 A	Alabama	0 3
						246 A	Jackson St.	2 3	275 H	Chattanooga	0 3
						309 A	Alabama St.	3 1	252 N	La.-Monroe	2 3
						246 H	Jackson St.	2 3	232 A	Nicholls St.	0 3
						326 A	Alcorn St.	3 0	314 N	Grambling	3 1

Non-Div. I Games: Albany St. (GA) 3 0 Albany St. (GA) 3 0

Alabama A&M

Average RPI Win: 246		WON-LOST	WINNING	LAST 10	STRENGTH OF		OPP. STRENGTH	TEAM	ADJ		CONF.	ADJ CONF.																																																																																																																																																																																																																																																																																																																																																																																																																																																																																																																																																																																																																																																																																																																			
Average RPI Loss: 205		RECORD	PCT. RANK	GAMES	SCHEDULE		OF SCHEDULE	RPI	RPI		RPI	RPI																																																																																																																																																																																																																																																																																																																																																																																																																																																																																																																																																																																																																																																																																																																			
DIV. I ONLY		6- 18	.25 284	4- 6	256		262	292	.34069 295		28	28																																																																																																																																																																																																																																																																																																																																																																																																																																																																																																																																																																																																																																																																																																																			
DIV. I NON-CONF.		2- 12	.14286 298	0- 1	246		230	302	.33958 301		28	28																																																																																																																																																																																																																																																																																																																																																																																																																																																																																																																																																																																																																																																																																																																			
<hr/>																																																																																																																																																																																																																																																																																																																																																																																																																																																																																																																																																																																																																																																																																																																															
TOTALS		RPI 1-25		RPI 26-50		W-L RECORDS		RPI 51-100		RPI 101-150		RPI 150+																																																																																																																																																																																																																																																																																																																																																																																																																																																																																																																																																																																																																																																																																																																			
6- 18		0- 0		0- 0		OVERALL		0- 1		0- 3		6- 14																																																																																																																																																																																																																																																																																																																																																																																																																																																																																																																																																																																																																																																																																																																			
3- 8		0- 0		0- 0		HOME		0- 0		0- 1		3- 7																																																																																																																																																																																																																																																																																																																																																																																																																																																																																																																																																																																																																																																																																																																			
1- 7		0- 0		0- 0		AWAY		0- 1		0- 0		1- 6																																																																																																																																																																																																																																																																																																																																																																																																																																																																																																																																																																																																																																																																																																																			
2- 3		0- 0		0- 0		NEUTRAL		0- 0		0- 2		2- 1																																																																																																																																																																																																																																																																																																																																																																																																																																																																																																																																																																																																																																																																																																																			
2- 12		0- 0		0- 0		NON-CONFERENCE		0- 1		0- 3		2- 8																																																																																																																																																																																																																																																																																																																																																																																																																																																																																																																																																																																																																																																																																																																			
0- 6		0- 0		0- 0		HOME		0- 0		0- 1		0- 5																																																																																																																																																																																																																																																																																																																																																																																																																																																																																																																																																																																																																																																																																																																			
0- 3		0- 0		0- 0		AWAY		0- 1		0- 0		0- 2																																																																																																																																																																																																																																																																																																																																																																																																																																																																																																																																																																																																																																																																																																																			
2- 3		0- 0		0- 0		NEUTRAL		0- 0		0- 2		2- 1																																																																																																																																																																																																																																																																																																																																																																																																																																																																																																																																																																																																																																																																																																																			
4- 6		0- 0		0- 0		CONFERENCE		0- 0		0- 0		4- 6																																																																																																																																																																																																																																																																																																																																																																																																																																																																																																																																																																																																																																																																																																																			
3- 2		0- 0		0- 0		HOME		0- 0		0- 0		3- 2																																																																																																																																																																																																																																																																																																																																																																																																																																																																																																																																																																																																																																																																																																																			
1- 4		0- 0		0- 0		AWAY		0- 0		0- 0		1- 4																																																																																																																																																																																																																																																																																																																																																																																																																																																																																																																																																																																																																																																																																																																			
0- 0		0- 0		0- 0		NEUTRAL		0- 0		0- 0		0- 0																																																																																																																																																																																																																																																																																																																																																																																																																																																																																																																																																																																																																																																																																																																			
RPI	S	Opponent		Score	RPI	S	Opponent		Score	RPI	S	Opponent		Score																																																																																																																																																																																																																																																																																																																																																																																																																																																																																																																																																																																																																																																																																																																	
							63	A	Virginia Tech	1		3	105	H	James Madison	0		3																																																																																																																																																																																																																																																																																																																																																																																																																																																																																																																																																																																																																																																																																																													
													133	N	Indiana	1		3																																																																																																																																																																																																																																																																																																																																																																																																																																																																																																																																																																																																																																																																																																													
													145	N	Cleveland St.	0		3																																																																																																																																																																																																																																																																																																																																																																																																																																																																																																																																																																																																																																																																																																													
													159	H	Winthrop	1		3																																																																																																																																																																																																																																																																																																																																																																																																																																																																																																																																																																																																																																																																																																													
													164	H	Liberty	3		0																																																																																																																																																																																																																																																																																																																																																																																																																																																																																																																																																																																																																																																																																																													
													178	N	Charlotte	3		0																																																																																																																																																																																																																																																																																																																																																																																																																																																																																																																																																																																																																																																																																																													
													185	A	Wake Forest	0		3																																																																																																																																																																																																																																																																																																																																																																																																																																																																																																																																																																																																																																																																																																													
													188	H	Elon	0		3																																																																																																																																																																																																																																																																																																																																																																																																																																																																																																																																																																																																																																																																																																													
													199	A	UNC Asheville	0		3																																																																																																																																																																																																																																																																																																																																																																																																																																																																																																																																																																																																																																																																																																													
													201	H	Davidson	0		3																																																																																																																																																																																																																																																																																																																																																																																																																																																																																																																																																																																																																																																																																																													
													215	H	Md.-East. Shore	1		3																																																																																																																																																																																																																																																																																																																																																																																																																																																																																																																																																																																																																																																																																																													
													221	A	George Mason	0		3																																																																																																																																																																																																																																																																																																																																																																																																																																																																																																																																																																																																																																																																																																													
													242	A	Campbell	2		3																																																																																																																																																																																																																																																																																																																																																																																																																																																																																																																																																																																																																																																																																																													
													242	H	Campbell	0		3																																																																																																																																																																																																																																																																																																																																																																																																																																																																																																																																																																																																																																																																																																													
													248	N	UNC Greensboro	1		3																																																																																																																																																																																																																																																																																																																																																																																																																																																																																																																																																																																																																																																																																																													
													254	H	Presbyterian	3		2																																																																																																																																																																																																																																																																																																																																																																																																																																																																																																																																																																																																																																																																																																													
													257	H	Wright St.	0		3																																																																																																																																																																																																																																																																																																																																																																																																																																																																																																																																																																																																																																																																																																													
													271	H	Radford	3		2																																																																																																																																																																																																																																																																																																																																																																																																																																																																																																																																																																																																																																																																																																													
													289	A	Coastal Caro.	0		3																																																																																																																																																																																																																																																																																																																																																																																																																																																																																																																																																																																																																																																																																																													
													293	A	Gardner-Webb	1		3																																																																																																																																																																																																																																																																																																																																																																																																																																																																																																																																																																																																																																																																																																													
													301	A	Charleston So.	3		0																																																																																																																																																																																																																																																																																																																																																																																																																																																																																																																																																																																																																																																																																																													
													305	N	Navy	3		0																																																																																																																																																																																																																																																																																																																																																																																																																																																																																																																																																																																																																																																																																																													
													306	H	Norfolk St.	2		3																																																																																																																																																																																																																																																																																																																																																																																																																																																																																																																																																																																																																																																																																																													
LAST 10 GAMES																																																																																																																																																																																																																																																																																																																																																																																																																																																																																																																																																																																																																																																																																																																															
															199	A	UNC Asheville	0		3																																																																																																																																																																																																																																																																																																																																																																																																																																																																																																																																																																																																																																																																																																											

Non-Div. I Games:

High Point

Average RPI Win:	317	WON-LOST	WINNING	LAST 10	STRENGTH OF	OPP. STRENGTH	TEAM	ADJ	CONF.	ADJ CONF.	
Average RPI Loss:	188	RECORD	PCT. RANK	GAMES	SCHEDULE	OF SCHEDULE	RPI	RPI	RPI	RPI	
DIV. I ONLY	5- 17	.22727	288	2- 5	264	298	300	.34062	296	33	33
DIV. I NON-CONF.	0- 13	0	314	0- 1	108	194	290	.3653	290	33	33
<hr/>											
TOTALS	RPI 1-25	RPI 26-50		W-L RECORDS	RPI 51-100		RPI 101-150		RPI 150+		
5- 17	0- 0	0- 2		OVERALL	0- 3		0- 2		5- 10		
4- 2	0- 0	0- 0		HOME	0- 0		0- 1		4- 1		
1- 6	0- 0	0- 1		AWAY	0- 1		0- 1		1- 3		
0- 9	0- 0	0- 1		NEUTRAL	0- 2		0- 0		0- 6		
<hr/>											
0- 13	0- 0	0- 2		NON-CONFERENCE	0- 3		0- 2		0- 6		
0- 2	0- 0	0- 0		HOME	0- 0		0- 1		0- 1		
0- 5	0- 0	0- 1		AWAY	0- 1		0- 1		0- 2		
0- 6	0- 0	0- 1		NEUTRAL	0- 2		0- 0		0- 3		
<hr/>											
5- 4	0- 0	0- 0		CONFERENCE	0- 0		0- 0		5- 4		
4- 0	0- 0	0- 0		HOME	0- 0		0- 0		4- 0		
1- 1	0- 0	0- 0		AWAY	0- 0		0- 0		1- 1		
0- 3	0- 0	0- 0		NEUTRAL	0- 0		0- 0		0- 3		
<hr/>											
RPI S	Opponent	Score	RPI S	Opponent	Score	RPI S	Opponent	Score	RPI S	Opponent	Score
			30 N	Washington	0 3	67 N	Oral Roberts	1 3	119 A	Houston Baptist	0 3
			50 A	Long Beach St.	0 3	83 A	UTSA	0 3	119 H	Houston Baptist	0 3
						89 N	Texas Tech	0 3	202 A	Texas-Arlington	0 3
									224 N	UMBC	0 3
									243 N	La.-Lafayette	0 3
									246 N	Jackson St.	0 3
									252 N	La.-Monroe	1 3
									263 A	McNeese St.	1 3
									268 H	Tex.-Pan American	2 3
									309 N	Alabama St.	1 3
									312 N	Mississippi Val.	0 3
									314 A	Grambling	3 0
									314 H	Grambling	3 0
									316 H	Ark.-Pine Bluff	3 1
									318 A	Southern U.	2 3
									318 H	Southern U.	3 0
									322 H	Texas Southern	3 0
<hr/>											
LAST 10 GAMES											
			318 H	Southern U.	3 0	309 N	Alabama St.	1 3			
			318 A	Southern U.	2 3	268 H	Tex.-Pan American	2 3			
			314 A	Grambling	3 0	322 H	Texas Southern	3 0			
			312 N	Mississippi Val.	0 3	316 H	Ark.-Pine Bluff	3 1			
			246 N	Jackson St.	0 3	314 H	Grambling	3 0			

Non-Div. I Games: Huston-Tillotson 3 0 Xavier (LA) 3 0 Huston-Tillotson 3 0

Prairie View

Average RPI Win: 307		WON-LOST	WINNING	LAST 10	STRENGTH OF		OPP. STRENGTH	TEAM	ADJ	CONF.	ADJ CONF.
Average RPI Loss: 213		RECORD	PCT. RANK	GAMES	SCHEDULE		OF SCHEDULE	RPI	RPI	RPI	RPI
DIV. I ONLY		8- 17	.32	259	6- 4		293	310	297	.33653	297
DIV. I NON-CONF.		2- 14	.125	301	0- 1		259	279	310	.31998	310
TOTALS		RPI 1-25	RPI 26-50		W-L RECORDS		RPI 51-100		RPI 101-150		RPI 150+
8- 17	0- 0	0- 0		OVERALL		0- 2		0- 3		8- 12	
3- 2	0- 0	0- 0		HOME		0- 0		0- 0		3- 2	
3- 8	0- 0	0- 0		AWAY		0- 0		0- 2		3- 5	
2- 7	0- 0	0- 0		NEUTRAL		0- 2		0- 0		2- 5	
2- 14	0- 0	0- 0		NON-CONFERENCE		0- 2		0- 3		2- 9	
0- 1	0- 0	0- 0		HOME		0- 0		0- 0		0- 1	
0- 6	0- 0	0- 0		AWAY		0- 0		0- 3		0- 3	
2- 7	0- 0	0- 0		NEUTRAL		0- 2		0- 0		2- 5	
6- 3	0- 0	0- 0		CONFERENCE		0- 0		0- 0		6- 3	
3- 1	0- 0	0- 0		HOME		0- 0		0- 0		3- 1	
3- 2	0- 0	0- 0		AWAY		0- 0		0- 0		3- 2	
0- 0	0- 0	0- 0		NEUTRAL		0- 0		0- 0		0- 0	
RPI S	Opponent	Score		RPI S	Opponent	Score		RPI S	Opponent	Score	

Average RPI Win: 258		WON-LOST	WINNING	LAST 10	STRENGTH OF		OPP. STRENGTH	TEAM	ADJ		CONF.	ADJ CONF.
Average RPI Loss: 186		RECORD	PCT. RANK	GAMES	SCHEDULE		OF SCHEDULE	RPI	RPI		RPI	RPI
DIV. I ONLY		4- 22	.15385	312	216		234	295	.33266		27	27
DIV. I NON-CONF.		1- 9	.1	303	74		128	251	.42286		25	25
TOTALS		RPI 1-25	RPI 26-50		W-L RECORDS		RPI 51-100		RPI 101-150		RPI 150+	
4- 22		0- 0	0- 2		OVERALL		0- 4		0- 1		4- 15	
3- 5		0- 0	0- 0		HOME		0- 0		0- 0		3- 5	
1- 11		0- 0	0- 0		AWAY		0- 3		0- 1		1- 7	
0- 6		0- 0	0- 2		NEUTRAL		0- 1		0- 0		0- 3	
1- 9		0- 0	0- 2		NON-CONFERENCE		0- 3		0- 1		1- 3	
0- 0		0- 0	0- 0		HOME		0- 0		0- 0		0- 0	
1- 3		0- 0	0- 0		AWAY		0- 2		0- 1		1- 0	
0- 6		0- 0	0- 2		NEUTRAL		0- 1		0- 0		0- 3	
3- 13		0- 0	0- 0		CONFERENCE		0- 1		0- 0		3- 12	
3- 5		0- 0	0- 0		HOME		0- 0		0- 0		3- 5	
0- 8		0- 0	0- 0		AWAY		0- 1		0- 0		0- 7	
0- 0		0- 0	0- 0		NEUTRAL		0- 0		0- 0		0- 0	
RPI S	Opponent	Score	RPI S	Opponent	Score	RPI S	Opponent	Score	RPI S	Opponent	Score	
			31 N	Kansas St.	0 3	72 A	Georgia Tech	0 3	139 A	Belmont	0 3	
			49 N	Louisville	0 3	82 A	Lipscomb	1 3	178 N	Charlotte	2 3	
						93 N	Arkansas St.	0 3	189 A	Tennessee St.	0 3	
						95 A	Morehead St.	0 3	189 H	Tennessee St.	3 2	
									199 N	UNC Asheville	0 3	
									208 N	East Tenn. St.	1 3	
									209 A	UT Martin	1 3	
									209 H	UT Martin	1 3	
									211 A	Eastern Ky.	0 3	
									255 A	Austin Peay	1 3	
									255 H	Austin Peay	0 3	
									260 A	Jacksonville St.	0 3	
									260 H	Jacksonville St.	2 3	
									266 A	Southeast Mo. St.	1 3	
									266 H	Southeast Mo. St.	1 3	
									275 A	Chattanooga	3 2	
									280 A	Murray St.	0 3	
									280 H	Murray St.	3 1	
									284 H	Eastern Ill.	0 3	
									288 H	SIU Edwardsville	3 2	
LAST 10 GAMES												
			189 A	Tennessee St.	0 3	284 H	Eastern Ill.	0 3				
			255 A	Austin Peay	1 3	288 H	SIU Edwardsville	3 2				
			280 H	Murray St.	3 1	211 A	Eastern Ky.	0 3				
			266 H	Southeast Mo. St.	1 3	95 A	Morehead St.	0 3				
			209 A	UT Martin	1 3	260 H	Jacksonville St.	2 3				

Non-Div. I Games:

Tennessee Tech

Average RPI Win: 316		WON-LOST RECORD		WINNING PCT. RANK		LAST 10 GAMES		STRENGTH OF SCHEDULE		OPP. STRENGTH OF SCHEDULE		TEAM RPI		ADJ RPI		CONF. RPI		ADJ CONF. RPI			
DIV. I ONLY		4- 21		.16 310		3- 7		246		266		304		.32546 299		29		29			
DIV. I NON-CONF.		1- 12		.07692 307		0- 0		228		200		307		.34131 299		29		29			
TOTALS		RPI 1-25		RPI 26-50		W-L RECORDS		RPI 51-100		RPI 101-150		RPI 150+									
4- 21		0- 1		0- 0		OVERALL		0- 4		0- 2		4- 14									
3- 7		0- 0		0- 0		HOME		0- 1		0- 0		3- 6									
1- 9		0- 0		0- 0		AWAY		0- 2		0- 2		1- 5									
0- 5		0- 1		0- 0		NEUTRAL		0- 1		0- 0		0- 3									
1- 12		0- 1		0- 0		NON-CONFERENCE		0- 3		0- 2		1- 6									
1- 3		0- 0		0- 0		HOME		0- 1		0- 0		1- 2									
0- 4		0- 0		0- 0		AWAY		0- 1		0- 2		0- 1									
0- 5		0- 1		0- 0		NEUTRAL		0- 1		0- 0		0- 3									
3- 9		0- 0		0- 0		CONFERENCE		0- 1		0- 0		3- 8									
2- 4		0- 0		0- 0		HOME		0- 0		0- 0		2- 4									
1- 5		0- 0		0- 0		AWAY		0- 1		0- 0		1- 4									
0- 0		0- 0		0- 0		NEUTRAL		0- 0		0- 0		0- 0									
RPI	S	Opponent		Score		RPI	S	Opponent		Score		RPI	S	Opponent		Score					
9	N	UCLA		0 3								129	A	Maryland		0 3					
												85	N	Xavier		0 3					
												87	A	Sacred Heart		0 3					
												90	A	Yale		0 3					
												92	H	Army		1 3					
												176	A	Long Island		0 3					
												176	H	Long Island		0 3					
												196	A	Central Conn. St.		1 3					
												196	H	Central Conn. St.		2 3					
												214	H	Robert Morris		1 3					
												238	H	New Hampshire		0 3					
												244	A	Fairleigh Dickinson		1 3					
												262	A	Bryant		0 3					
												262	H	Bryant		0 3					
												265	A	Hartford		0 3					
												305	N	Navy		2 3					
												308	H	Saint Francis (PA)		3 0					
												310	H	La Salle		3 2					
												315	N	Delaware St.		0 3					
												323	A	St. Francis (NY)		3 0					
												323	H	St. Francis (NY)		3 2					
LAST 10 GAMES																					
196 H Central Conn. St.						2 3		308 H Saint Francis (PA)						3 0							
262 H Bryant						0 3		87 A Sacred Heart						0 3							
323 A St. Francis (NY)						3 0		244 A Fairleigh Dickinson						1 3							
176 A Long Island						0 3		176 H Long Island						0 3							
214 H Robert Morris						1 3		323 H St. Francis (NY)						3 2							

Non-Div. I Games:

Quinnipiac

Average RPI Win: 244		WON-LOST	WINNING	LAST 10	STRENGTH OF		OPP. STRENGTH	TEAM	ADJ	CONF.	ADJ CONF.
Average RPI Loss: 187		RECORD	PCT. RANK	GAMES	SCHEDULE		OF SCHEDULE	RPI	RPI	RPI	RPI
DIV. I ONLY		3- 20	.13043	315	3- 7		232	247	302	.32441	300
DIV. I NON-CONF.		1- 10	.09091	305	1- 0		287	232	317	.31151	313
TOTALS		RPI 1-25	RPI 26-50		W-L RECORDS		RPI 51-100		RPI 101-150		RPI 150+
3- 20	0- 0	0- 0		OVERALL		0- 0		0- 6		3- 14	
1- 6	0- 0	0- 0		HOME		0- 0		0- 2		1- 4	
2- 9	0- 0	0- 0		AWAY		0- 0		0- 2		2- 7	
0- 5	0- 0	0- 0		NEUTRAL		0- 0		0- 2		0- 3	
1- 10	0- 0	0- 0		NON-CONFERENCE		0- 0		0- 3		1- 7	
1- 0	0- 0	0- 0		HOME		0- 0		0- 0		1- 0	
0- 5	0- 0	0- 0		AWAY		0- 0		0- 1		0- 4	
0- 5	0- 0	0- 0		NEUTRAL		0- 0		0- 2		0- 3	
2- 10	0- 0	0- 0		CONFERENCE		0- 0		0- 3		2- 7	
0- 6	0- 0	0- 0		HOME		0- 0		0- 2		0- 4	
2- 4	0- 0	0- 0		AWAY		0- 0		0- 1		2- 3	
0- 0	0- 0	0- 0		NEUTRAL		0- 0		0- 0		0- 0	
RPI S	Opponent	Score	RPI S	Opponent	Score	RPI S	Opponent	Score	RPI S	Opponent	Score
									138 A	Northern Ariz.	0 3
									138 H	Northern Ariz.	1 3
									139 N	Belmont	0 3
									140 A	Ga. Southern	0 3
									144 H	Sacramento St.	0 3
									147 N	South Dakota St.	1 3
									153 A	Northern Colo.	0 3
									153 H	Northern Colo.	1 3
									155 N	Stephen F. Austin	1 3
									184 A	Idaho St.	3 2
									197 A	Portland St.	0 3
									197 H	Portland St.	2 3
									204 A	Eastern Wash.	1 3
									204 H	Eastern Wash.	2 3
									209 N	UT Martin	0 3
									212 H	Montana	0 3
									220 A	Ill.-Chicago	1 3
									227 A	UMKC	1 3
									234 N	Jacksonville	2 3
									253 A	DePaul	0 3
									272 H	Seattle	3 0
									277 A	Weber St.	3 2
									283 A	Loyola Chicago	2 3
			LAST 10 GAMES								
			204 A	Eastern Wash.	1 3	144 H	Sacramento St.	0 3			
			197 A	Portland St.	0 3	277 A	Weber St.	3 2			
			138 H	Northern Ariz.	1 3	184 A	Idaho St.	3 2			
			153 H	Northern Colo.	1 3	212 H	Montana	0 3			
			272 H	Seattle	3 0	197 H	Portland St.	2 3			

Non-Div. I Games:

Montana St.

Average RPI Win:	277	WON-LOST	WINNING	LAST 10	STRENGTH OF	OPP. STRENGTH	TEAM	ADJ	CONF.	ADJ CONF.	
Average RPI Loss:	191	RECORD	PCT. RANK	GAMES	SCHEDULE	OF SCHEDULE	RPI	RPI	RPI	RPI	
DIV. I ONLY	5- 22	.18519	301	2- 8	244	250	298	.32395	301	28	28
DIV. I NON-CONF.	3- 12	.2	285	1- 0	221	195	282	.37381	284	28	28
<hr/>											
TOTALS	RPI 1-25	RPI 26-50		W-L RECORDS	RPI 51-100		RPI 101-150		RPI 150+		
5- 22	0- 0	0- 1		OVERALL	0- 4		0- 1		5- 16		
1- 6	0- 0	0- 0		HOME	0- 0		0- 0		1- 6		
2- 9	0- 0	0- 1		AWAY	0- 1		0- 0		2- 7		
2- 7	0- 0	0- 0		NEUTRAL	0- 3		0- 1		2- 3		
<hr/>											
3- 12	0- 0	0- 1		NON-CONFERENCE	0- 4		0- 1		3- 6		
0- 1	0- 0	0- 0		HOME	0- 0		0- 0		0- 1		
2- 4	0- 0	0- 1		AWAY	0- 1		0- 0		2- 2		
1- 7	0- 0	0- 0		NEUTRAL	0- 3		0- 1		1- 3		
<hr/>											
2- 10	0- 0	0- 0		CONFERENCE	0- 0		0- 0		2- 10		
1- 5	0- 0	0- 0		HOME	0- 0		0- 0		1- 5		
0- 5	0- 0	0- 0		AWAY	0- 0		0- 0		0- 5		
1- 0	0- 0	0- 0		NEUTRAL	0- 0		0- 0		1- 0		
<hr/>											
RPI S	Opponent	Score	RPI S	Opponent	Score	RPI S	Opponent	Score	RPI S	Opponent	Score
45	A Duke	0 3	54	N Wisconsin	0 3	117	N North Carolina St.	1 3	159	A Winthrop	1 3
			56	N Arkansas	0 3	159	H Winthrop	0 3	164	A Liberty	0 3
			73	N Furman	1 3	185	A Wake Forest	1 3	199	H UNC Asheville	0 3
			98	A Col. of Charleston	0 3	222	N Western Caro.	0 3	225	N North Florida	2 3
						236	A UNC Wilmington	0 3	242	H Campbell	3 1
						254	A Presbyterian	0 3	254	H Presbyterian	1 3
						271	A Radford	0 3	274	A South Carolina St.	3 1
						281	H Wofford	0 3	281	N Wofford	1 3
						282	N East Carolina	3 2	289	A Coastal Caro.	0 3
						292	A Citadel	3 1	293	H Gardner-Webb	1 3
						293	N Gardner-Webb	3 2	295	H High Point	0 3
			LAST 10 GAMES								
			159	H Winthrop	0 3	164	A Liberty	0 3			
			254	H Presbyterian	1 3	271	A Radford	0 3			
			274	A South Carolina St.	3 1	289	A Coastal Caro.	0 3			
			199	H UNC Asheville	0 3	242	H Campbell	3 1			
			293	H Gardner-Webb	1 3	295	H High Point	0 3			

Non-Div. I Games:

Charleston So.

Average RPI Win: 282		WON-LOST	WINNING	LAST 10	STRENGTH OF		OPP. STRENGTH	TEAM	ADJ	CONF.	ADJ CONF.
Average RPI Loss: 181		RECORD	PCT. RANK	GAMES	SCHEDULE		OF SCHEDULE	RPI	RPI	RPI	RPI
DIV. I ONLY		3- 22	.12	319	2- 8		229	249	305	.32277	302
DIV. I NON-CONF.		2- 11	.15385	296	1- 0		234	261	299	.34705	296
TOTALS		RPI 1-25	RPI 26-50		W-L RECORDS		RPI 51-100		RPI 101-150		RPI 150+
3- 22	0- 0	0- 0		OVERALL		0- 4		0- 4		3- 14	
0- 6	0- 0	0- 0		HOME		0- 2		0- 1		0- 3	
2- 11	0- 0	0- 0		AWAY		0- 1		0- 3		2- 7	
1- 5	0- 0	0- 0		NEUTRAL		0- 1		0- 0		1- 4	
2- 11	0- 0	0- 0		NON-CONFERENCE		0- 2		0- 2		2- 7	
0- 2	0- 0	0- 0		HOME		0- 1		0- 0		0- 1	
1- 4	0- 0	0- 0		AWAY		0- 0		0- 2		1- 2	
1- 5	0- 0	0- 0		NEUTRAL		0- 1		0- 0		1- 4	
1- 11	0- 0	0- 0		CONFERENCE		0- 2		0- 2		1- 7	
0- 4	0- 0	0- 0		HOME		0- 1		0- 1		0- 2	
1- 7	0- 0	0- 0		AWAY		0- 1		0- 1		1- 5	
0- 0	0- 0	0- 0		NEUTRAL		0- 0		0- 0		0- 0	
RPI S	Opponent	Score	RPI S	Opponent	Score	RPI S	Opponent	Score	RPI S	Opponent	Score
						64 H	Eastern Mich.	1 3	112 A	Syracuse	2 3
						68 A	Milwaukee	0 3	133 A	Indiana	0 3
						68 H	Milwaukee	0 3	145 A	Cleveland St.	0 3
						87 N	Sacred Heart	0 3	145 H	Cleveland St.	0 3
									161 A	Valparaiso	0 3
									186 A	Butler	0 3
									186 H	Butler	1 3
									200 A	Green Bay	0 3
									205 N	Buffalo	1 3
									214 H	Robert Morris	1 3
									220 A	Ill.-Chicago	0 3
									224 A	UMBC	1 3
									230 A	Kent St.	2 3
									244 N	Fairleigh Dickinson	3 0
									256 N	Siena	2 3
									257 A	Wright St.	0 3
									257 H	Wright St.	1 3
									266 N	Southeast Mo. St.	2 3
									283 A	Loyola Chicago	3 1
									306 N	Norfolk St.	2 3
									319 A	Chicago St.	3 1
LAST 10 GAMES											
						319 A	Chicago St.	3 1	161 A	Valparaiso	0 3
						68 A	Milwaukee	0 3	220 A	Ill.-Chicago	0 3
						145 A	Cleveland St.	0 3	200 A	Green Bay	0 3
						257 H	Wright St.	1 3	283 A	Loyola Chicago	3 1
						186 H	Butler	1 3	68 H	Milwaukee	0 3

Non-Div. I Games:

Youngstown St.

Howard

Howard

Howard

Average RPI Win:	317	WON-LOST	WINNING	LAST 10	STRENGTH OF	OPP. STRENGTH	TEAM	ADJ	CONF.	ADJ CONF.					
Average RPI Loss:	219	RECORD	PCT. RANK	GAMES	SCHEDULE	OF SCHEDULE	RPI	RPI	RPI	RPI					
DIV. I ONLY	8- 15	.34783	244	1- 9	319	306	309	.31938	304	26	25				
DIV. I NON-CONF.	7- 6	.53846	154	0- 1	327	324	309	.33513	306	27	27				
<hr/>															
TOTALS	RPI 1-25	RPI 26-50		W-L RECORDS		RPI 51-100		RPI 101-150		RPI 150+					
8- 15	0- 0	0- 0		OVERALL		0- 2		0- 1		8- 12					
4- 9	0- 0	0- 0		HOME		0- 1		0- 1		4- 7					
2- 6	0- 0	0- 0		AWAY		0- 1		0- 0		2- 5					
2- 0	0- 0	0- 0		NEUTRAL		0- 0		0- 0		2- 0					
<hr/>															
7- 6	0- 0	0- 0		NON-CONFERENCE		0- 0		0- 0		7- 6					
3- 5	0- 0	0- 0		HOME		0- 0		0- 0		3- 5					
2- 1	0- 0	0- 0		AWAY		0- 0		0- 0		2- 1					
2- 0	0- 0	0- 0		NEUTRAL		0- 0		0- 0		2- 0					
<hr/>															
1- 9	0- 0	0- 0		CONFERENCE		0- 2		0- 1		1- 6					
1- 4	0- 0	0- 0		HOME		0- 1		0- 1		1- 2					
0- 5	0- 0	0- 0		AWAY		0- 1		0- 0		0- 4					
0- 0	0- 0	0- 0		NEUTRAL		0- 0		0- 0		0- 0					
<hr/>															
RPI	S	Opponent	Score	RPI	S	Opponent	Score	RPI	S	Opponent	Score				
				92 A Army				1	3	128 H American		0	3		
				92 H Army				0	3	187 A Colgate		0	3		
												191 A Lehigh		2	3
												191 H Lehigh		0	3
												216 A NJIT		0	3
												239 H Manhattan		2	3
												244 H Fairleigh Dickinson		1	3
												265 H Hartford		0	3
												276 A Bucknell		0	3
												286 A Holy Cross		0	3
												286 H Holy Cross		0	3
												291 H Loyola Maryland		2	3
												305 H Navy		3	1
												307 A Providence		3	0
												308 H Saint Francis (PA)		1	3
												310 H La Salle		3	2
												320 N Coppin St.		3	2
												321 H Rider		3	0
												323 A St. Francis (NY)		3	2
												323 N St. Francis (NY)		3	1
								325 H Saint Peter's		3	0				
<hr/>															
				LAST 10 GAMES											
191 H Lehigh				0	3	128 H American				0	3				
216 A NJIT				0	3	191 A Lehigh				2	3				
286 A Holy Cross				0	3	187 A Colgate				0	3				
92 A Army				1	3	276 A Bucknell				0	3				
305 H Navy				3	1	92 H Army				0	3				

Non-Div. I Games:

Lafayette

Average RPI Win: 290		WON-LOST RECORD		WINNING PCT. RANK		LAST 10 GAMES		STRENGTH OF SCHEDULE		OPP. STRENGTH OF SCHEDULE		TEAM RPI		ADJ RPI		CONF. RPI		ADJ CONF. RPI	
DIV. I ONLY		6- 19		.24 285		1- 9		297		278		306		.31881 305		26		25	
DIV. I NON-CONF.		4- 10		.28571 262		0- 0		303		293		303		.33802 302		27		27	
TOTALS		RPI 1-25		RPI 26-50		W-L RECORDS		RPI 51-100		RPI 101-150		RPI 150+							
6- 19		0- 0		0- 0		OVERALL		0- 2		0- 3		6- 14							
2- 5		0- 0		0- 0		HOME		0- 0		0- 2		2- 3							
1- 10		0- 0		0- 0		AWAY		0- 1		0- 1		1- 8							
3- 4		0- 0		0- 0		NEUTRAL		0- 1		0- 0		3- 3							
4- 10		0- 0		0- 0		NON-CONFERENCE		0- 1		0- 1		4- 8							
1- 3		0- 0		0- 0		HOME		0- 0		0- 1		1- 2							
1- 3		0- 0		0- 0		AWAY		0- 0		0- 0		1- 3							
2- 4		0- 0		0- 0		NEUTRAL		0- 1		0- 0		2- 3							
2- 9		0- 0		0- 0		CONFERENCE		0- 1		0- 2		2- 6							
1- 2		0- 0		0- 0		HOME		0- 0		0- 1		1- 1							
0- 7		0- 0		0- 0		AWAY		0- 1		0- 1		0- 5							
1- 0		0- 0		0- 0		NEUTRAL		0- 0		0- 0		1- 0							
RPI S	Opponent	Score		RPI S	Opponent	Score		RPI S	Opponent	Score		RPI S	Opponent	Score					
								71 N	Northeastern	0	3	121 H	Bowling Green	0	3				
								92 A	Army	0	3	128 A	American	43	75				
												128 H	American	0	3				
												179 A	Harvard	0	3				
												187 A	Colgate	0	3				
												187 H	Colgate	1	3				
												191 A	Lehigh	0	3				
												221 A	George Mason	0	3				
												224 A	UMBC	0	3				
												237 H	Air Force	0	3				
												248 N	UNC Greensboro	1	3				
												265 A	Hartford	3	2				
												273 H	Iona	0	3				
												276 A	Bucknell	1	3				
												276 H	Bucknell	3	2				
												286 A	Holy Cross	0	3				
												286 N	Holy Cross	3	1				
												295 N	High Point	0	3				
												297 H	Morgan St.	3	2				
												299 N	Quinnipiac	3	2				
												304 A	Lafayette	1	3				
												310 N	La Salle	0	3				
												315 N	Delaware St.	3	1				
LAST 10 GAMES																			
						128 A	American	43	75	128 H	American	0	3						
						187 A	Colgate	0	3	92 A	Army	0	3						
						276 A	Bucknell	1	3	286 A	Holy Cross	0	3						
						304 A	Lafayette	1	3	276 H	Bucknell	3	2						
						191 A	Lehigh	0	3	187 H	Colgate	1	3						

Non-Div. I Games:

Navy

Average RPI Win: 311		WON-LOST RECORD		WINNING PCT. RANK		LAST 10 GAMES		STRENGTH OF SCHEDULE		OPP. STRENGTH OF SCHEDULE		TEAM RPI		ADJ RPI		CONF. RPI		ADJ CONF. RPI	
DIV. I ONLY		8- 13		.38095 231		5- 5		321		321		308		.31871 306		32		32	
DIV. I NON-CONF.		2- 8		.2 285		0- 0		257		301		300		.3446 298		32		32	
TOTALS		RPI 1-25		RPI 26-50		W-L RECORDS		RPI 51-100		RPI 101-150		RPI 150+							
8- 13		0- 0		0- 0		OVERALL		0- 0		0- 0		8- 13							
4- 3		0- 0		0- 0		HOME		0- 0		0- 0		4- 3							
3- 5		0- 0		0- 0		AWAY		0- 0		0- 0		3- 5							
1- 5		0- 0		0- 0		NEUTRAL		0- 0		0- 0		1- 5							
2- 8		0- 0		0- 0		NON-CONFERENCE		0- 0		0- 0		2- 8							
0- 0		0- 0		0- 0		HOME		0- 0		0- 0		0- 0							
1- 3		0- 0		0- 0		AWAY		0- 0		0- 0		1- 3							
1- 5		0- 0		0- 0		NEUTRAL		0- 0		0- 0		1- 5							
6- 5		0- 0		0- 0		CONFERENCE		0- 0		0- 0		6- 5							
4- 3		0- 0		0- 0		HOME		0- 0		0- 0		4- 3							
2- 2		0- 0		0- 0		AWAY		0- 0		0- 0		2- 2							
0- 0		0- 0		0- 0		NEUTRAL		0- 0		0- 0		0- 0							
RPI	S	Opponent		Score	RPI	S	Opponent		Score	RPI	S	Opponent		Score					
										152	N	Troy		0 3					
										189	N	Tennessee St.		0 3					
										201	A	Davidson		0 3					
										215	H	Md.-East. Shore		0 3					
										224	A	UMBC		0 3					
										242	N	Campbell		0 3					
										244	N	Fairleigh Dickinson		1 3					
										258	A	Mercer		0 3					
										285	A	Hampton		3 2					
										285	H	Hampton		1 3					
										289	N	Coastal Caro.		0 3					
										295	A	High Point		3 2					
										297	A	Morgan St.		0 3					
										297	H	Morgan St.		2 3					
										302	N	Youngstown St.		3 2					
										303	A	Howard		2 3					
										315	H	Delaware St.		3 2					
										320	A	Coppin St.		3 0					
										320	H	Coppin St.		3 0					
										324	H	N.C. A&T		3 1					
										324	H	N.C. A&T		3 0					
LAST 10 GAMES																			
										320	A	Coppin St.		3 0					
										297	H	Morgan St.		2 3					
										297	A	Morgan St.		0 3					
										285	A	Hampton		3 2					
										215	H	Md.-East. Shore		0 3					
										324	H	N.C. A&T		3 1					

Non-Div. I Games:

Norfolk St.

Average RPI Win:	295	WON-LOST	WINNING	LAST 10	STRENGTH OF	OPP. STRENGTH	TEAM	ADJ	CONF.	ADJ CONF.					
Average RPI Loss:	218	RECORD	PCT. RANK	GAMES	SCHEDULE	OF SCHEDULE	RPI	RPI	RPI	RPI					
DIV. I ONLY	8- 18	.30769	265	3- 7	309	289	301	.3165	307	25	26				
DIV. I NON-CONF.	6- 12	.33333	242	1- 1	315	311	306	.32851	307	26	26				
<hr/>															
TOTALS	RPI 1-25	RPI 26-50		W-L RECORDS		RPI 51-100		RPI 101-150		RPI 150+					
8- 18	0- 0	0- 0		OVERALL		0- 2		0- 0		8- 16					
4- 3	0- 0	0- 0		HOME		0- 0		0- 0		4- 3					
2- 10	0- 0	0- 0		AWAY		0- 2		0- 0		2- 8					
2- 5	0- 0	0- 0		NEUTRAL		0- 0		0- 0		2- 5					
6- 12	0- 0	0- 0		NON-CONFERENCE		0- 1		0- 0		6- 11					
3- 2	0- 0	0- 0		HOME		0- 0		0- 0		3- 2					
1- 5	0- 0	0- 0		AWAY		0- 1		0- 0		1- 4					
2- 5	0- 0	0- 0		NEUTRAL		0- 0		0- 0		2- 5					
2- 6	0- 0	0- 0		CONFERENCE		0- 1		0- 0		2- 5					
1- 1	0- 0	0- 0		HOME		0- 0		0- 0		1- 1					
1- 5	0- 0	0- 0		AWAY		0- 1		0- 0		1- 4					
0- 0	0- 0	0- 0		NEUTRAL		0- 0		0- 0		0- 0					
RPI	S	Opponent	Score	RPI	S	Opponent	Score	RPI	S	Opponent	Score				
						80 A	San Francisco	0		3	151 N	Memphis	0		3
						94 A	Albany (NY)	0		3	158 N	Columbia	0		3
											168 A	Dartmouth	0		3
											196 N	Central Conn. St.	1		3
											206 A	Rhode Island	0		3
											224 A	UMBC	0		3
											229 A	Stony Brook	0		3
											238 A	New Hampshire	3		2
											238 H	New Hampshire	1		3
											239 A	Manhattan	1		3
											251 A	Binghamton	1		3
											259 H	Brown	1		3
											262 H	Bryant	3		1
											265 A	Hartford	0		3
											265 H	Hartford	3		2
											278 N	Canisius	1		3
											286 A	Holy Cross	2		3
											297 N	Morgan St.	2		3
											304 H	Lafayette	0		3
											310 A	La Salle	3		1
											315 N	Delaware St.	3		0
											320 H	Coppin St.	3		0
											323 H	St. Francis (NY)	3		0
											325 N	Saint Peter's	3		1
				LAST 10 GAMES											
				238 A		New Hampshire	3		2	251 A		Binghamton	1		3
				265 A		Hartford	0		3	94 A		Albany (NY)	0		3
				262 H		Bryant	3		1	265 H		Hartford	3		2
				229 A		Stony Brook	0		3	238 H		New Hampshire	1		3
				224 A		UMBC	0		3	206 A		Rhode Island	0		3

Non-Div. I Games:

Providence

Average RPI Win:	309	WON-LOST RECORD	WINNING PCT. RANK	LAST 10 GAMES	STRENGTH OF SCHEDULE	OPP. STRENGTH OF SCHEDULE	TEAM RPI	ADJ RPI	CONF. RPI	ADJ CONF. RPI					
DIV. I ONLY		8- 19	.2963	271	2- 8	302	302	303	.31306	308	29	29			
DIV. I NON-CONF.		5- 10	.33333	242	0- 0	313	309	305	.33593	303	29	29			

TOTALS	RPI 1-25	RPI 26-50		W-L RECORDS		RPI 51-100		RPI 101-150		RPI 150+					
8- 19	0- 0	0- 0		OVERALL		0- 1		0- 1		8- 17					
4- 4	0- 0	0- 0		HOME		0- 0		0- 0		4- 4					
2- 9	0- 0	0- 0		AWAY		0- 1		0- 1		2- 7					
2- 6	0- 0	0- 0		NEUTRAL		0- 0		0- 0		2- 6					
5- 10	0- 0	0- 0		NON-CONFERENCE		0- 0		0- 1		5- 9					
2- 0	0- 0	0- 0		HOME		0- 0		0- 0		2- 0					
1- 4	0- 0	0- 0		AWAY		0- 0		0- 1		1- 3					
2- 6	0- 0	0- 0		NEUTRAL		0- 0		0- 0		2- 6					
3- 9	0- 0	0- 0		CONFERENCE		0- 1		0- 0		3- 8					
2- 4	0- 0	0- 0		HOME		0- 0		0- 0		2- 4					
1- 5	0- 0	0- 0		AWAY		0- 1		0- 0		1- 4					
0- 0	0- 0	0- 0		NEUTRAL		0- 0		0- 0		0- 0					
RPI	S	Opponent	Score	RPI	S	Opponent	Score	RPI	S	Opponent	Score				
						87	A Sacred Heart	0		3					
										107	A Duquesne	0		3	
										164	A Liberty	0		3	
										176	A Long Island	0		3	
										176	H Long Island	2		3	
										191	A Lehigh	0		3	
										196	H Central Conn. St.	2		3	
										206	N Rhode Island	0		3	
										210	A Akron	0		3	
										214	A Robert Morris	0		3	
										214	H Robert Morris	2		3	
										231	N Marist	1		3	
										233	N Bradley	1		3	
										244	A Fairleigh Dickinson	2		3	
										244	H Fairleigh Dickinson	0		3	
										262	H Bryant	3		2	
										265	N Hartford	0		3	
										269	N CSU Bakersfield	2		3	
										278	N Canisius	0		3	
										299	A Quinnipiac	0		3	
										303	N Howard	3		0	
										304	A Lafayette	3		1	
										315	H Delaware St.	3		2	
										320	H Coppin St.	3		0	
										321	N Rider	3		1	
										323	A St. Francis (NY)	3		0	
										323	H St. Francis (NY)	3		1	

LAST 10 GAMES															
						176	H Long Island	2		3	299	A Quinnipiac	0		3
						323	H St. Francis (NY)	3		1	262	H Bryant	3		2
						214	H Robert Morris	2		3	196	H Central Conn. St.	2		3
						244	A Fairleigh Dickinson	2		3	244	H Fairleigh Dickinson	0		3
						87	A Sacred Heart	0		3	214	A Robert Morris	0		3

Non-Div. I Games:

Saint Francis (PA)

Average RPI Win: 315		WON-LOST RECORD		WINNING PCT. RANK		LAST 10 GAMES		STRENGTH OF SCHEDULE		OPP. STRENGTH OF SCHEDULE		TEAM RPI		ADJ RPI		CONF. RPI		ADJ CONF. RPI	
DIV. I ONLY		7- 17		.29167 274		4- 5		305		325		310		.30604 309		33		33	
DIV. I NON-CONF.		1- 13		.07143 310		1- 3		251		316		318		.29575 320		33		33	
TOTALS		RPI 1-25		RPI 26-50		W-L RECORDS		RPI 51-100		RPI 101-150		RPI 150+							
7- 17		0- 0		0- 0		OVERALL		0- 1		0- 1		7- 15							
1- 5		0- 0		0- 0		HOME		0- 0		0- 0		1- 5							
2- 5		0- 0		0- 0		AWAY		0- 0		0- 1		2- 4							
4- 7		0- 0		0- 0		NEUTRAL		0- 1		0- 0		4- 6							
1- 13		0- 0		0- 0		NON-CONFERENCE		0- 1		0- 1		1- 11							
0- 2		0- 0		0- 0		HOME		0- 0		0- 0		0- 2							
0- 5		0- 0		0- 0		AWAY		0- 0		0- 1		0- 4							
1- 6		0- 0		0- 0		NEUTRAL		0- 1		0- 0		1- 5							
6- 4		0- 0		0- 0		CONFERENCE		0- 0		0- 0		6- 4							
1- 3		0- 0		0- 0		HOME		0- 0		0- 0		1- 3							
2- 0		0- 0		0- 0		AWAY		0- 0		0- 0		2- 0							
3- 1		0- 0		0- 0		NEUTRAL		0- 0		0- 0		3- 1							
RPI	S	Opponent	Score	RPI	S	Opponent	Score	RPI	S	Opponent	Score	RPI	S	Opponent	Score				
								84	N	Texas St.	1 3	134	A	Alabama	0 3				
												152	A	Troy	0 3				
												215	A	Md.-East. Shore	0 3				
												232	A	Nicholls St.	0 3				
												241	N	South Ala.	1 3				
												246	H	Jackson St.	0 3				
												246	H	Jackson St.	0 3				
												255	N	Austin Peay	0 3				
												269	H	CSU Bakersfield	1 3				
												274	A	South Carolina St.	0 3				
												274	H	South Carolina St.	0 3				
												281	N	Wofford	0 3				
												285	N	Hampton	0 3				
												292	N	Citadel	2 3				
												294	H	Alabama A&M	1 3				
												296	N	Prairie View	3 1				
												312	A	Mississippi Val.	3 2				
												312	H	Mississippi Val.	3 0				
												317	N	N.C. Central	3 0				
												318	N	Southern U.	1 3				
												318	N	Southern U.	3 2				
												322	N	Texas Southern	3 0				
												326	A	Alcorn St.	3 0				
				LAST 10 GAMES															
				326	A	Alcorn St.	3 0	285	N	Hampton	0 3	326	A	Alcorn St.	3 0				
				294	H	Alabama A&M	1 3	317	N	N.C. Central	3 0								
				246	H	Jackson St.	0 3	215	A	Md.-East. Shore	0 3								
				322	N	Texas Southern	3 0	269	H	CSU Bakersfield	1 3								
				296	N	Prairie View	3 1	312	H	Mississippi Val.	3 0								
Non-Div. I Games:		Claflin	3 0	Stillman	3 0	Stillman	3 0	LeMoyne-Owen		3 0	Alabama St.								
		Clark Atlanta	3 0																

Average RPI Win:	294	WON-LOST	WINNING	LAST 10	STRENGTH OF	OPP. STRENGTH	TEAM	ADJ	CONF.	ADJ CONF.	
Average RPI Loss:	198	RECORD	PCT. RANK	GAMES	SCHEDULE	OF SCHEDULE	RPI	RPI	RPI	RPI	
DIV. I ONLY	5- 23	.17857	308	2- 8	292	273	311	.29958	310	17	17
DIV. I NON-CONF.	4- 12	.25	269	1- 0	307	318	311	.31679	311	17	17
<hr/>											
TOTALS	RPI 1-25	RPI 26-50		W-L RECORDS	RPI 51-100		RPI 101-150		RPI 150+		
5- 23	0- 0	0- 1		OVERALL	0- 2		0- 4		5- 16		
2- 9	0- 0	0- 0		HOME	0- 0		0- 2		2- 7		
1- 11	0- 0	0- 1		AWAY	0- 2		0- 1		1- 7		
2- 3	0- 0	0- 0		NEUTRAL	0- 0		0- 1		2- 2		
<hr/>											
4- 12	0- 0	0- 0		NON-CONFERENCE	0- 0		0- 2		4- 10		
1- 5	0- 0	0- 0		HOME	0- 0		0- 1		1- 4		
1- 5	0- 0	0- 0		AWAY	0- 0		0- 0		1- 5		
2- 2	0- 0	0- 0		NEUTRAL	0- 0		0- 1		2- 1		
<hr/>											
1- 11	0- 0	0- 1		CONFERENCE	0- 2		0- 2		1- 6		
1- 4	0- 0	0- 0		HOME	0- 0		0- 1		1- 3		
0- 6	0- 0	0- 1		AWAY	0- 2		0- 1		0- 2		
0- 1	0- 0	0- 0		NEUTRAL	0- 0		0- 0		0- 1		
<hr/>											
RPI S	Opponent	Score	RPI S	Opponent	Score	RPI S	Opponent	Score	RPI S	Opponent	Score
			34 A Dayton	0 3		79 A Saint Louis	0 3		107 A Duquesne	0 3	
						85 A Xavier	0 3		114 N Villanova	0 3	
									127 H George Washington	0 3	
									136 H Towson	0 3	
									166 N Princeton	0 3	
									178 A Charlotte	0 3	
									178 H Charlotte	0 3	
									191 A Lehigh	0 3	
									206 H Rhode Island	3 2	
									216 A NJIT	0 3	
									217 H Penn	0 3	
									244 H Fairleigh Dickinson	2 3	
									249 A Temple	2 3	
									249 H Temple	1 3	
									249 N Temple	1 3	
									265 A Hartford	0 3	
									278 H Canisius	0 3	
									279 H Fordham	0 3	
									299 A Quinnipiac	2 3	
									304 A Lafayette	2 3	
									305 N Navy	3 0	
									307 H Providence	1 3	
									315 N Delaware St.	3 0	
									321 A Rider	3 2	
									325 H Saint Peter's	3 0	
<hr/>											
			LAST 10 GAMES								
	178 A Charlotte	0 3		107 A Duquesne	0 3		315 N Delaware St.	3 0			
	249 A Temple	2 3		249 H Temple	1 3		321 A Rider	3 2			
	127 H George Washington	0 3		206 H Rhode Island	3 2		325 H Saint Peter's	3 0			
	178 H Charlotte	0 3		279 H Fordham	0 3						
	79 A Saint Louis	0 3		321 A Rider	3 2						

Non-Div. I Games:

La Salle

Average RPI Win: 275		WON-LOST	WINNING	LAST 10	STRENGTH OF		OPP. STRENGTH	TEAM	ADJ	CONF.	ADJ CONF.
Average RPI Loss: 199		RECORD	PCT. RANK	GAMES	SCHEDULE		OF SCHEDULE	RPI	RPI	RPI	RPI
DIV. I ONLY		5- 24	.17241	309	1- 9		272	271	307	.29802	311
DIV. I NON-CONF.		4- 13	.23529	278	0- 0		255	296	294	.3464	297
TOTALS		RPI 1-25	RPI 26-50		W-L RECORDS		RPI 51-100		RPI 101-150		RPI 150+
5- 24	0- 0	0- 0		OVERALL		0- 3		0- 3		5- 18	
3- 6	0- 0	0- 0		HOME		0- 0		0- 0		3- 6	
1- 10	0- 0	0- 0		AWAY		0- 1		0- 3		1- 6	
1- 8	0- 0	0- 0		NEUTRAL		0- 2		0- 0		1- 6	
4- 13	0- 0	0- 0		NON-CONFERENCE		0- 2		0- 2		4- 9	
2- 1	0- 0	0- 0		HOME		0- 0		0- 0		2- 1	
1- 4	0- 0	0- 0		AWAY		0- 0		0- 2		1- 2	
1- 8	0- 0	0- 0		NEUTRAL		0- 2		0- 0		1- 6	
1- 11	0- 0	0- 0		CONFERENCE		0- 1		0- 1		1- 9	
1- 5	0- 0	0- 0		HOME		0- 0		0- 0		1- 5	
0- 6	0- 0	0- 0		AWAY		0- 1		0- 1		0- 4	
0- 0	0- 0	0- 0		NEUTRAL		0- 0		0- 0		0- 0	
RPI S	Opponent	Score	RPI S	Opponent	Score	RPI S	Opponent	Score	RPI S	Opponent	Score
						76 N	Samford	1 3	119 A	Houston Baptist	0 3
						83 A	UTSA	0 3	120 A	Mississippi St.	0 3
						89 N	Texas Tech	0 3	143 A	Sam Houston St.	0 3
									155 H	Stephen F. Austin	0 3
									165 H	Central Ark.	0 3
									173 N	Southern Miss.	0 3
									203 A	A&M-Corpus Christi	0 3
									207 N	Southern Ill.	0 3
									209 N	UT Martin	0 3
									232 A	Nicholls St.	2 3
									232 H	Nicholls St.	1 3
									240 H	Northwestern St.	1 3
									241 A	South Ala.	0 3
									243 H	La.-Lafayette	0 3
									245 A	Lamar	1 3
									245 H	Lamar	3 1
									246 H	Jackson St.	3 2
									252 H	La.-Monroe	3 1
									263 A	McNeese St.	0 3
									263 H	McNeese St.	0 3
									264 A	Louisiana Tech	1 3
									264 N	Louisiana Tech	1 3
									264 N	Louisiana Tech	2 3
									294 N	Alabama A&M	1 3
									314 N	Grambling	3 0
									318 A	Southern U.	3 0
LAST 10 GAMES											
			263 H	McNeese St.	0 3	83 A	UTSA	0 3			
			245 H	Lamar	3 1	155 H	Stephen F. Austin	0 3			
			143 A	Sam Houston St.	0 3	232 H	Nicholls St.	1 3			
			232 A	Nicholls St.	2 3	165 H	Central Ark.	0 3			
			203 A	A&M-Corpus Christi	0 3	240 H	Northwestern St.	1 3			

Non-Div. I Games:

Southeastern La.

Average RPI Win:	318	WON-LOST	WINNING	LAST 10	STRENGTH OF	OPP. STRENGTH	TEAM	ADJ	CONF.	ADJ CONF.		
Average RPI Loss:	272	RECORD	PCT. RANK	GAMES	SCHEDULE	OF SCHEDULE	RPI	RPI	RPI	RPI		
DIV. I ONLY		5- 10	.33333	249	5- 5	322	327	314	.29648	312	33	33
DIV. I NON-CONF.		0- 3	0	314	0- 1	176	325	316	.32435	309	33	33
<hr/>												
TOTALS	RPI 1-25	RPI 26-50		W-L RECORDS		RPI 51-100		RPI 101-150		RPI 150+		
5- 10	0- 0	0- 0		OVERALL		0- 0		0- 0		5- 10		
1- 4	0- 0	0- 0		HOME		0- 0		0- 0		1- 4		
2- 3	0- 0	0- 0		AWAY		0- 0		0- 0		2- 2		
2- 3	0- 0	0- 0		NEUTRAL		0- 0		0- 0		2- 3		
0- 3	0- 0	0- 0		NON-CONFERENCE		0- 0		0- 0		0- 3		
0- 0	0- 0	0- 0		HOME		0- 0		0- 0		0- 0		
0- 1	0- 0	0- 0		AWAY		0- 0		0- 0		0- 1		
0- 2	0- 0	0- 0		NEUTRAL		0- 0		0- 0		0- 2		
5- 7	0- 0	0- 0		CONFERENCE		0- 0		0- 0		5- 7		
1- 4	0- 0	0- 0		HOME		0- 0		0- 0		1- 4		
2- 2	0- 0	0- 0		AWAY		0- 0		0- 0		2- 2		
2- 1	0- 0	0- 0		NEUTRAL		0- 0		0- 0		2- 1		
RPI	S	Opponent	Score	RPI	S	Opponent	Score	RPI	S	Opponent	Score	
								232	N	Nicholls St.	0 3	
								243	A	La.-Lafayette	0 3	
								246	A	Jackson St.	0 3	
								246	H	Jackson St.	0 3	
								246	N	Jackson St.	0 3	
								274	N	South Carolina St.	1 3	
								294	H	Alabama A&M	1 3	
								296	N	Prairie View	3 0	
								309	A	Alabama St.	0 3	
								309	H	Alabama St.	2 3	
								318	A	Southern U.	3 1	
								318	H	Southern U.	2 3	
								322	N	Texas Southern	3 0	
								326	A	Alcorn St.	3 0	
								326	H	Alcorn St.	3 0	
LAST 10 GAMES												
				294	H	Alabama A&M	1 3	322	N	Texas Southern	3 0	
				246	H	Jackson St.	0 3	318	A	Southern U.	3 1	
				326	A	Alcorn St.	3 0	326	H	Alcorn St.	3 0	
				246	N	Jackson St.	0 3	309	A	Alabama St.	0 3	
				296	N	Prairie View	3 0	274	N	South Carolina St.	1 3	
Non-Div. I Games:												
Philander Smith	3	0	Philander Smith	3	0	Xavier (LA)	0 3	Tougaloo	3	0		
LeMoyne-Owen	3	0	Tougaloo	3	0	Dillard	3 1	Mississippi Val.				

Average RPI Win:	306	WON-LOST RECORD	WINNING PCT. RANK	LAST 10 GAMES	STRENGTH OF SCHEDULE	OPP. STRENGTH OF SCHEDULE	TEAM RPI	ADJ RPI	CONF. RPI	ADJ CONF. RPI	
Average RPI Loss:	233										
DIV. I ONLY	10- 16	.38462	227	4- 6	326	323	312	.29504	313	32	32
DIV. I NON-CONF.	1- 13	.07143	310	0- 4	296	271	321	.27999	321	32	32
<hr/>											
TOTALS	RPI 1-25	RPI 26-50		W-L RECORDS		RPI 51-100		RPI 101-150		RPI 150+	
10- 16	0- 0	0- 0		OVERALL		0- 1		0- 1		10- 14	
6- 8	0- 0	0- 0		HOME		0- 1		0- 0		6- 7	
1- 6	0- 0	0- 0		AWAY		0- 0		0- 0		1- 6	
3- 2	0- 0	0- 0		NEUTRAL		0- 0		0- 1		3- 1	
<hr/>											
1- 13	0- 0	0- 0		NON-CONFERENCE		0- 1		0- 1		1- 11	
0- 6	0- 0	0- 0		HOME		0- 1		0- 0		0- 5	
0- 5	0- 0	0- 0		AWAY		0- 0		0- 0		0- 5	
1- 2	0- 0	0- 0		NEUTRAL		0- 0		0- 1		1- 1	
<hr/>											
9- 3	0- 0	0- 0		CONFERENCE		0- 0		0- 0		9- 3	
6- 2	0- 0	0- 0		HOME		0- 0		0- 0		6- 2	
1- 1	0- 0	0- 0		AWAY		0- 0		0- 0		1- 1	
2- 0	0- 0	0- 0		NEUTRAL		0- 0		0- 0		2- 0	
<hr/>											
RPI S	Opponent	Score	RPI S	Opponent	Score	RPI S	Opponent	Score	RPI S	Opponent	Score
						76 H	Samford	0 3	121 N	Bowling Green	0 3
									156 A	South Fla.	0 3
									211 N	Eastern Ky.	2 3
									215 N	Md.-East. Shore	3 1
									225 A	North Florida	0 3
									225 H	North Florida	0 3
									234 A	Jacksonville	1 3
									234 H	Jacksonville	2 3
									261 H	Florida A&M	1 3
									270 H	Fla. Atlantic	1 3
									274 A	South Carolina St.	0 3
									274 H	South Carolina St.	1 3
									281 N	Wofford	3 1
									285 H	Hampton	3 2
									287 H	S.C. Upstate	0 3
									290 A	Stetson	1 3
									290 H	Stetson	0 3
									292 A	Citadel	1 3
									317 H	N.C. Central	3 1
									324 H	N.C. A&T	3 0
									327 A	Savannah St.	3 0
									327 H	Savannah St.	3 0
									327 H	Savannah St.	3 0
									327 N	Savannah St.	3 0
			LAST 10 GAMES								
			274 H	South Carolina St.	1 3	287 H	S.C. Upstate	0 3	327 H	Savannah St.	3 0
			327 H	Savannah St.	3 0	261 H	Florida A&M	1 3	327 H	Savannah St.	3 0
			225 A	North Florida	0 3	317 H	N.C. Central	3 1	327 N	Savannah St.	3 0
			234 A	Jacksonville	1 3	324 H	N.C. A&T	3 0			
			225 H	North Florida	0 3	327 A	Savannah St.	3 0			

Non-Div. I Games:

Bethune-Cookman

Average RPI Win: 320		WON-LOST	WINNING	LAST 10	STRENGTH OF		OPP. STRENGTH	TEAM	ADJ	CONF.	ADJ CONF.
Average RPI Loss: 216		RECORD	PCT. RANK	GAMES	SCHEDULE		OF SCHEDULE	RPI	RPI	RPI	RPI
DIV. I ONLY		5- 21	.19231	298	5- 5		308	311	313	.27845	314
DIV. I NON-CONF.		0- 15	0	314	0- 1		200	260	314	.30701	315
TOTALS		RPI 1-25	RPI 26-50		W-L RECORDS		RPI 51-100		RPI 101-150		RPI 150+
5- 21	0- 0	0- 0		OVERALL		0- 5		0- 0		5- 16	
2- 6	0- 0	0- 0		HOME		0- 0		0- 0		2- 6	
3- 7	0- 0	0- 0		AWAY		0- 2		0- 0		3- 5	
0- 8	0- 0	0- 0		NEUTRAL		0- 3		0- 0		0- 5	
0- 15	0- 0	0- 0		NON-CONFERENCE		0- 5		0- 0		0- 10	
0- 3	0- 0	0- 0		HOME		0- 0		0- 0		0- 3	
0- 5	0- 0	0- 0		AWAY		0- 2		0- 0		0- 3	
0- 7	0- 0	0- 0		NEUTRAL		0- 3		0- 0		0- 4	
5- 6	0- 0	0- 0		CONFERENCE		0- 0		0- 0		5- 6	
2- 3	0- 0	0- 0		HOME		0- 0		0- 0		2- 3	
3- 2	0- 0	0- 0		AWAY		0- 0		0- 0		3- 2	
0- 1	0- 0	0- 0		NEUTRAL		0- 0		0- 0		0- 1	
RPI S	Opponent	Score	RPI S	Opponent	Score	RPI S	Opponent	Score	RPI S	Opponent	Score
						53 A	TCU	0 3	167 N	Connecticut	0 3
						66 A	New Mexico St.	0 3	213 N	UALR	0 3
						86 N	LSU	0 3	232 A	Nicholls St.	0 3
						89 N	Texas Tech	0 3	232 H	Nicholls St.	0 3
						89 N	Texas Tech	0 3	246 A	Jackson St.	0 3
									246 H	Jackson St.	0 3
									252 A	La.-Monroe	0 3
									252 N	La.-Monroe	1 3
									263 H	McNeese St.	0 3
									264 A	Louisiana Tech	0 3
									264 H	Louisiana Tech	0 3
									294 N	Alabama A&M	1 3
									296 A	Prairie View	0 3
									296 H	Prairie View	0 3
									311 N	Southeastern La.	0 3
									316 A	Ark.-Pine Bluff	3 2
									318 A	Southern U.	3 2
									318 H	Southern U.	3 2
									322 A	Texas Southern	3 2
									322 H	Texas Southern	2 3
									326 H	Alcorn St.	3 0
LAST 10 GAMES											
						246 H	Jackson St.	0 3	264 H	Louisiana Tech	0 3
						318 H	Southern U.	3 2	246 A	Jackson St.	0 3
						296 H	Prairie View	0 3	316 A	Ark.-Pine Bluff	3 2
						322 H	Texas Southern	2 3	326 H	Alcorn St.	3 0
						318 A	Southern U.	3 2	322 A	Texas Southern	3 2

Non-Div. I Games:

Grambling

■ Loss,
 ■ Non-Conf,
 S Site,
 H Home,
 A Away,
 N Neutral

Page 315

Average RPI Win: 324		WON-LOST RECORD		WINNING PCT. RANK		LAST 10 GAMES		STRENGTH OF SCHEDULE		OPP. STRENGTH OF SCHEDULE		TEAM RPI		ADJ RPI		CONF. RPI		ADJ CONF. RPI					
Average RPI Loss: 205																							
DIV. I ONLY		4- 18		.18182 303		2- 7		312		291		318		.27067 316		33		33					
DIV. I NON-CONF.		0- 13		0 314		0- 2		141		175		298		.33524 305		33		33					
TOTALS		RPI 1-25		RPI 26-50		W-L RECORDS		RPI 51-100		RPI 101-150		RPI 150+											
4- 18		0- 2		0- 1		OVERALL		0- 1		0- 0		4- 14											
1- 4		0- 0		0- 0		HOME		0- 0		0- 0		1- 4											
2- 6		0- 2		0- 0		AWAY		0- 0		0- 0		2- 4											
1- 8		0- 0		0- 1		NEUTRAL		0- 1		0- 0		1- 6											
0- 13		0- 2		0- 1		NON-CONFERENCE		0- 1		0- 0		0- 9											
0- 1		0- 0		0- 0		HOME		0- 0		0- 0		0- 1											
0- 4		0- 2		0- 0		AWAY		0- 0		0- 0		0- 2											
0- 8		0- 0		0- 1		NEUTRAL		0- 1		0- 0		0- 6											
4- 5		0- 0		0- 0		CONFERENCE		0- 0		0- 0		4- 5											
1- 3		0- 0		0- 0		HOME		0- 0		0- 0		1- 3											
2- 2		0- 0		0- 0		AWAY		0- 0		0- 0		2- 2											
1- 0		0- 0		0- 0		NEUTRAL		0- 0		0- 0		1- 0											
RPI	S	Opponent		Score		RPI	S	Opponent		Score		RPI	S	Opponent		Score							
22	A	Tulsa		0	3	46	N	North Dakota St.		0	3	70	N	UC Davis		0	3	163	N	Boise St.	0	3	
23	A	Oklahoma		0	3													165	A	Central Ark.		0	3
																		165	H	Central Ark.		0	3
																		202	N	Texas-Arlington		0	3
																		213	N	UALR		0	3
																		230	N	Kent St.		0	3
																		250	N	Western Ill.		0	3
																		281	N	Wofford		0	3
																		288	A	SIU Edwardsville		0	3
																		296	A	Prairie View		1	3
																		314	H	Grambling		2	3
																		318	A	Southern U.		1	3
																		318	H	Southern U.		1	3
																		322	A	Texas Southern		3	1
																		322	H	Texas Southern		1	3
																		322	N	Texas Southern		3	0
																		326	A	Alcorn St.		3	1
																		326	H	Alcorn St.		3	0

Non-Div. I Games: Ark.-Monticello 2 3 Henderson St. 2 3

Ark.-Pine Bluff

Average RPI Win: 325		WON-LOST RECORD		WINNING PCT. RANK		LAST 10 GAMES		STRENGTH OF SCHEDULE		OPP. STRENGTH OF SCHEDULE		TEAM RPI		ADJ RPI		CONF. RPI		ADJ CONF. RPI					
Average RPI Loss: 232																							
DIV. I ONLY		3- 21		.125 316		2- 8		274		322		315		.26696 317		32		32					
DIV. I NON-CONF.		0- 15		0 314		0- 3		173		304		312		.30209 318		32		32					
TOTALS		RPI 1-25		RPI 26-50		W-L RECORDS		RPI 51-100		RPI 101-150		RPI 150+											
3- 21		0- 0		0- 0		OVERALL		0- 0		0- 1		3- 20											
2- 8		0- 0		0- 0		HOME		0- 0		0- 0		2- 8											
1- 7		0- 0		0- 0		AWAY		0- 0		0- 1		1- 6											
0- 6		0- 0		0- 0		NEUTRAL		0- 0		0- 0		0- 6											
0- 15		0- 0		0- 0		NON-CONFERENCE		0- 0		0- 1		0- 14											
0- 6		0- 0		0- 0		HOME		0- 0		0- 0		0- 6											
0- 4		0- 0		0- 0		AWAY		0- 0		0- 1		0- 3											
0- 5		0- 0		0- 0		NEUTRAL		0- 0		0- 0		0- 5											
3- 6		0- 0		0- 0		CONFERENCE		0- 0		0- 0		3- 6											
2- 2		0- 0		0- 0		HOME		0- 0		0- 0		2- 2											
1- 3		0- 0		0- 0		AWAY		0- 0		0- 0		1- 3											
0- 1		0- 0		0- 0		NEUTRAL		0- 0		0- 0		0- 1											
RPI	S	Opponent		Score		RPI	S	Opponent		Score		RPI	S	Opponent		Score		RPI	S	Opponent		Score	
														127	A	George Washington	0	3					
														159	N	Winthrop	0	3					
														174	H	Fla. Gulf Coast	1	3					
														188	A	Elon	1	3					
														188	H	Elon	0	3					
														196	N	Central Conn. St.	0	3					
														199	H	UNC Asheville	0	3					
														201	H	Davidson	0	3					
														215	A	Md.-East. Shore	0	3					
														236	N	UNC Wilmington	0	3					
														242	H	Campbell	0	3					
														242	N	Campbell	0	3					
														248	A	UNC Greensboro	0	3					
														261	A	Florida A&M	0	3					
														269	A	CSU Bakersfield	0	3					
														271	H	Radford	0	3					
														274	H	South Carolina St.	0	3					
														285	H	Hampton	2	3					
														285	N	Hampton	0	3					
														309	N	Alabama St.	0	3					
														313	A	Bethune-Cookman	1	3					
														324	A	N.C. A&T	3	0					
														324	H	N.C. A&T	3	0					
														327	H	Savannah St.	3	0					

Non-Div. I Games:

N.C. Central

Average RPI Win:	314	WON-LOST	WINNING	LAST 10	STRENGTH OF	OPP. STRENGTH	TEAM	ADJ	CONF.	ADJ CONF.										
Average RPI Loss:	258	RECORD	PCT. RANK	GAMES	SCHEDULE	OF SCHEDULE	RPI	RPI	RPI	RPI										
DIV. I ONLY	7- 16	.30435	268	3- 6	325	326	317	.26425	318	33	33									
DIV. I NON-CONF.	0- 7	0	314	0- 0	222	297	319	.30347	317	33	33									
<hr/>																				
TOTALS	RPI 1-25	RPI 26-50		W-L RECORDS		RPI 51-100		RPI 101-150		RPI 150+										
7- 16	0- 0	0- 0		OVERALL		0- 0		0- 1		7- 15										
3- 5	0- 0	0- 0		HOME		0- 0		0- 1		3- 4										
3- 6	0- 0	0- 0		AWAY		0- 0		0- 0		3- 6										
1- 5	0- 0	0- 0		NEUTRAL		0- 0		0- 0		1- 5										
<hr/>																				
0- 7	0- 0	0- 0		NON-CONFERENCE		0- 0		0- 1		0- 6										
0- 2	0- 0	0- 0		HOME		0- 0		0- 1		0- 1										
0- 2	0- 0	0- 0		AWAY		0- 0		0- 0		0- 2										
0- 3	0- 0	0- 0		NEUTRAL		0- 0		0- 0		0- 3										
<hr/>																				
7- 9	0- 0	0- 0		CONFERENCE		0- 0		0- 0		7- 9										
3- 3	0- 0	0- 0		HOME		0- 0		0- 0		3- 3										
3- 4	0- 0	0- 0		AWAY		0- 0		0- 0		3- 4										
1- 2	0- 0	0- 0		NEUTRAL		0- 0		0- 0		1- 2										
<hr/>																				
RPI S	Opponent	Score	RPI S	Opponent	Score	RPI S	Opponent	Score	RPI S	Opponent	Score									
									104 H	UTEP	0 3									
									197 N	Portland St.	0 3									
									202 N	Texas-Arlington	0 3									
									232 A	Nicholls St.	0 3									
									232 N	Nicholls St.	0 3									
									243 A	La.-Lafayette	0 3									
									246 A	Jackson St.	0 3									
									246 H	Jackson St.	0 3									
									246 N	Jackson St.	0 3									
									296 A	Prairie View	0 3									
									296 H	Prairie View	3 2									
									309 N	Alabama St.	2 3									
									309 N	Alabama St.	3 1									
									311 H	Southeastern La.	0 3									
									312 A	Mississippi Val.	3 2									
									312 H	Mississippi Val.	1 3									
									314 A	Grambling	2 3									
									314 H	Grambling	2 3									
									316 A	Ark.-Pine Bluff	3 1									
									316 H	Ark.-Pine Bluff	3 1									
									322 A	Texas Southern	1 3									
												LAST 10 GAMES						322 H	Texas Southern	3 2
																		326 A	Alcorn St.	3 1
																		322 A	Texas Southern	1 3
																		326 A	Alcorn St.	3 1
322 H	Texas Southern	3 2																		
									314 H	Grambling	2 3									
									296 A	Prairie View	0 3									
									314 A	Grambling	2 3									
									296 H	Prairie View	3 2									
									316 H	Ark.-Pine Bluff	3 1									
<hr/>																				
Non-Div. I Games:	Xavier (LA)	0 3	Talladega	3 0	Wiley	0 3	Xavier (LA)	3 0	Southern U.											

Average RPI Win:	0	WON-LOST	WINNING	LAST 10	STRENGTH OF	OPP. STRENGTH	TEAM	ADJ	CONF.	ADJ CONF.	
Average RPI Loss:	205	RECORD	PCT. RANK	GAMES	SCHEDULE	OF SCHEDULE	RPI	RPI	RPI	RPI	
DIV. I ONLY		0- 24	0 324	0- 10	277	265	320	.25677	319	22 21	
DIV. I NON-CONF.		0- 17	0 314	0- 3	316	276	326	.22705	327	23 24	
<hr/>											
TOTALS	RPI 1-25	RPI 26-50		W-L RECORDS		RPI 51-100		RPI 101-150		RPI 150+	
0- 24	0- 0	0- 0		OVERALL		0- 2		0- 5		0- 17	
0- 8	0- 0	0- 0		HOME		0- 1		0- 2		0- 5	
0- 9	0- 0	0- 0		AWAY		0- 1		0- 2		0- 6	
0- 7	0- 0	0- 0		NEUTRAL		0- 0		0- 1		0- 6	
<hr/>											
0- 17	0- 0	0- 0		NON-CONFERENCE		0- 0		0- 2		0- 15	
0- 3	0- 0	0- 0		HOME		0- 0		0- 0		0- 3	
0- 7	0- 0	0- 0		AWAY		0- 0		0- 1		0- 6	
0- 7	0- 0	0- 0		NEUTRAL		0- 0		0- 1		0- 6	
<hr/>											
0- 7	0- 0	0- 0		CONFERENCE		0- 2		0- 3		0- 2	
0- 5	0- 0	0- 0		HOME		0- 1		0- 2		0- 2	
0- 2	0- 0	0- 0		AWAY		0- 1		0- 1		0- 0	
0- 0	0- 0	0- 0		NEUTRAL		0- 0		0- 0		0- 0	
<hr/>											
RPI S	Opponent	Score	RPI S	Opponent	Score	RPI S	Opponent	Score	RPI S	Opponent	Score
						65 A	North Dakota	0 3	111 A	Utah Valley	0 3
						65 H	North Dakota	0 3	111 H	Utah Valley	0 3
						119 H	Houston Baptist	1 3			
						125 A	Iowa	0 3			
						137 N	Oakland	0 3			
						177 N	Miami (OH)	0 3			
						186 A	Butler	0 3			
						200 H	Green Bay	1 3			
						216 H	NJIT	2 3			
						220 A	Ill.-Chicago	0 3			
						226 A	Indiana St.	0 3			
						226 H	Indiana St.	0 3			
						227 N	UMKC	1 3			
						250 A	Western Ill.	0 3			
						253 A	DePaul	0 3			
						268 H	Tex.-Pan American	2 3			
						271 A	Radford	0 3			
						283 N	Loyola Chicago	0 3			
						284 N	Eastern Ill.	0 3			
						287 N	S.C. Upstate	0 3			
302 H	Youngstown St.	1 3									
320 N	Coppin St.	2 3									
			LAST 10 GAMES								
302 H	Youngstown St.	1 3	65 A	North Dakota	0 3						
253 A	DePaul	0 3	111 A	Utah Valley	0 3						
111 H	Utah Valley	0 3	119 H	Houston Baptist	1 3						
65 H	North Dakota	0 3	268 H	Tex.-Pan American	2 3						
216 H	NJIT	2 3	200 H	Green Bay	1 3						

Non-Div. I Games: Judson (IL) 3 0

Chicago St.

C
o
p
p
i
n
s
t
.

■ Loss,
 ■ Non-Conf,
 S Site,
 H Home,
 A Away,
 N Neutral

Page 320

R
i
d
e
r

Rider

Average RPI Win: 317		WON-LOST RECORD		WINNING PCT. RANK		LAST 10 GAMES		STRENGTH OF SCHEDULE		OPP. STRENGTH OF SCHEDULE		TEAM RPI		ADJ RPI		CONF. RPI		ADJ CONF. RPI	
DIV. I ONLY		4- 17		.19048 300		4- 5		324		313		322		.24795 322		33		33	
DIV. I NON-CONF.		0- 9		0 314		0- 1		219		191		313		.3142 312		33		33	
TOTALS		RPI 1-25		RPI 26-50		W-L RECORDS		RPI 51-100		RPI 101-150		RPI 150+							
4- 17		0- 1		0- 0		OVERALL		0- 0		0- 1		4- 15							
1- 2		0- 0		0- 0		HOME		0- 0		0- 0		1- 2							
3- 6		0- 1		0- 0		AWAY		0- 0		0- 0		3- 5							
0- 9		0- 0		0- 0		NEUTRAL		0- 0		0- 1		0- 8							
0- 9		0- 1		0- 0		NON-CONFERENCE		0- 0		0- 1		0- 7							
0- 0		0- 0		0- 0		HOME		0- 0		0- 0		0- 0							
0- 4		0- 1		0- 0		AWAY		0- 0		0- 0		0- 3							
0- 5		0- 0		0- 0		NEUTRAL		0- 0		0- 1		0- 4							
4- 8		0- 0		0- 0		CONFERENCE		0- 0		0- 0		4- 8							
1- 2		0- 0		0- 0		HOME		0- 0		0- 0		1- 2							
3- 2		0- 0		0- 0		AWAY		0- 0		0- 0		3- 2							
0- 4		0- 0		0- 0		NEUTRAL		0- 0		0- 0		0- 4							
RPI S	Opponent	Score		RPI S	Opponent	Score		RPI S	Opponent	Score		RPI S	Opponent	Score					
23 A	Oklahoma	0 3										119 N	Houston Baptist	0 3					
												163 N	Boise St.	0 3					
												175 N	North Texas	0 3					
												213 N	UALR	0 3					
												232 N	Nicholls St.	0 3					
												243 A	La.-Lafayette	0 3					
												245 A	Lamar	0 3					
												246 N	Jackson St.	0 3					
												268 A	Tex.-Pan American	0 3					
												296 A	Prairie View	0 3					
												309 N	Alabama St.	0 3					
												312 N	Mississippi Val.	0 3					
												314 A	Grambling	3 2					
												314 H	Grambling	2 3					
												316 A	Ark.-Pine Bluff	3 1					
												316 H	Ark.-Pine Bluff	1 3					
												316 N	Ark.-Pine Bluff	0 3					
												318 A	Southern U.	2 3					
												318 A	Southern U.	3 0					
												318 H	Southern U.	3 1					
LAST 10 GAMES																			
318 H Southern U.				3 1				318 A Southern U.				3 0							
316 A Ark.-Pine Bluff				3 1				246 N Jackson St.				0 3							
268 A Tex.-Pan American				0 3				312 N Mississippi Val.				0 3							
314 A Grambling				3 2				318 A Southern U.				2 3							
309 N Alabama St.				0 3				296 A Prairie View				0 3							

Average RPI Win:	325	WON-LOST	WINNING	LAST 10	STRENGTH OF	OPP. STRENGTH	TEAM	ADJ	CONF.	ADJ CONF.	
Average RPI Loss:	235	RECORD	PCT. RANK	GAMES	SCHEDULE	OF SCHEDULE	RPI	RPI	RPI	RPI	
DIV. I ONLY		1- 28	.03448 323	0- 10	306	301	323	.21233 323	29	29	
DIV. I NON-CONF.		1- 15	.0625 312	0- 1	311	313	323	.25262 324	29	29	
<hr/>											
TOTALS	RPI 1-25	RPI 26-50		W-L RECORDS		RPI 51-100		RPI 101-150		RPI 150+	
1- 28	0- 0	0- 0		OVERALL		0- 1		0- 1		1- 26	
0- 9	0- 0	0- 0		HOME		0- 1		0- 0		0- 8	
1- 12	0- 0	0- 0		AWAY		0- 0		0- 0		1- 12	
0- 7	0- 0	0- 0		NEUTRAL		0- 0		0- 1		0- 6	
<hr/>											
1- 15	0- 0	0- 0		NON-CONFERENCE		0- 0		0- 1		1- 14	
0- 3	0- 0	0- 0		HOME		0- 0		0- 0		0- 3	
1- 5	0- 0	0- 0		AWAY		0- 0		0- 0		1- 5	
0- 7	0- 0	0- 0		NEUTRAL		0- 0		0- 1		0- 6	
<hr/>											
0- 13	0- 0	0- 0		CONFERENCE		0- 1		0- 0		0- 12	
0- 6	0- 0	0- 0		HOME		0- 1		0- 0		0- 5	
0- 7	0- 0	0- 0		AWAY		0- 0		0- 0		0- 7	
0- 0	0- 0	0- 0		NEUTRAL		0- 0		0- 0		0- 0	
<hr/>											
RPI S	Opponent	Score	RPI S	Opponent	Score	RPI S	Opponent	Score	RPI S	Opponent	Score
						87 H	Sacred Heart	0 3	125 N	Iowa	0 3
						158 A	Columbia	0 3			
						166 N	Princeton	1 3			
						176 A	Long Island	0 3			
						176 H	Long Island	0 3			
						183 A	Hofstra	0 3			
						194 N	Fairfield	1 3			
						196 A	Central Conn. St.	1 3			
						214 A	Robert Morris	0 3			
						214 H	Robert Morris	0 3			
						216 H	NJIT	0 3			
						223 A	St. John's (NY)	0 3			
						223 N	St. John's (NY)	0 3			
						239 A	Manhattan	0 3			
						244 A	Fairleigh Dickinson	0 3			
						251 N	Binghamton	0 3			
						262 A	Bryant	0 3			
						262 H	Bryant	1 3			
						299 A	Quinnipiac	2 3			
						299 H	Quinnipiac	0 3			
						304 H	Lafayette	2 3			
						304 N	Lafayette	1 3			
						307 A	Providence	0 3			
						308 A	Saint Francis (PA)	1 3			
						308 H	Saint Francis (PA)	0 3			
						320 N	Coppin St.	0 3			
321 H	Rider	2 3									
			LAST 10 GAMES								
			214 A	Robert Morris	0 3	244 A	Fairleigh Dickinson	0 3			
			308 A	Saint Francis (PA)	1 3	176 H	Long Island	0 3			
			299 H	Quinnipiac	0 3	87 H	Sacred Heart	0 3			
			262 H	Bryant	1 3	239 A	Manhattan	0 3			
			196 A	Central Conn. St.	1 3	262 A	Bryant	0 3			

Non-Div. I Games:

St. Francis (NY)

St. Francis (NY)

Average RPI Win: 327		WON-LOST	WINNING	LAST 10	STRENGTH OF		OPP. STRENGTH	TEAM	ADJ	CONF.	ADJ CONF.
Average RPI Loss: 250		RECORD	PCT. RANK	GAMES	SCHEDULE		OF SCHEDULE	RPI	RPI	RPI	RPI
DIV. I ONLY		1- 24	.04	322	1- 9		317	312	325	.20188	32
DIV. I NON-CONF.		0- 16	0	314	0- 2		267	283	322	.26728	32
TOTALS		RPI 1-25	RPI 26-50		W-L RECORDS		RPI 51-100		RPI 101-150		RPI 150+
1- 24	0- 0	0- 0		OVERALL		0- 0		0- 2		1- 22	
1- 6	0- 0	0- 0		HOME		0- 0		0- 0		1- 6	
0- 11	0- 0	0- 0		AWAY		0- 0		0- 1		0- 10	
0- 7	0- 0	0- 0		NEUTRAL		0- 0		0- 1		0- 6	
0- 16	0- 0	0- 0		NON-CONFERENCE		0- 0		0- 2		0- 14	
0- 3	0- 0	0- 0		HOME		0- 0		0- 0		0- 3	
0- 6	0- 0	0- 0		AWAY		0- 0		0- 1		0- 5	
0- 7	0- 0	0- 0		NEUTRAL		0- 0		0- 1		0- 6	
1- 8	0- 0	0- 0		CONFERENCE		0- 0		0- 0		1- 8	
1- 3	0- 0	0- 0		HOME		0- 0		0- 0		1- 3	
0- 5	0- 0	0- 0		AWAY		0- 0		0- 0		0- 5	
0- 0	0- 0	0- 0		NEUTRAL		0- 0		0- 0		0- 0	
RPI S	Opponent	Score	RPI S	Opponent	Score	RPI S	Opponent	Score	RPI S	Opponent	Score
									117 A	North Carolina St.	0 3
									127 N	George Washington	0 3
									169 A	VCU	0 3
									171 N	Evansville	0 3
									188 H	Elon	0 3
									201 A	Davidson	0 3
									208 N	East Tenn. St.	0 3
									222 N	Western Caro.	0 3
									248 A	UNC Greensboro	0 3
									248 H	UNC Greensboro	0 3
									261 A	Florida A&M	0 3
									267 N	Cornell	0 3
									271 A	Radford	0 3
									274 H	South Carolina St.	0 3
									281 A	Wofford	0 3
									289 N	Coastal Caro.	0 3
									289 N	Coastal Caro.	0 3
									292 H	Citadel	0 3
									306 A	Norfolk St.	0 3
									306 A	Norfolk St.	1 3
									313 A	Bethune-Cookman	0 3
									317 A	N.C. Central	0 3
									317 H	N.C. Central	0 3
									320 H	Coppin St.	0 3
									327 H	Savannah St.	3 0
			LAST 10 GAMES								
			317 H	N.C. Central	0 3		261 A	Florida A&M	0 3		
			320 H	Coppin St.	0 3		313 A	Bethune-Cookman	0 3		
			188 H	Elon	0 3		271 A	Radford	0 3		
			327 H	Savannah St.	3 0		306 A	Norfolk St.	1 3		
			274 H	South Carolina St.	0 3		317 A	N.C. Central	0 3		

Non-Div. I Games:

N.C. A&T

Average RPI Win:	0	WON-LOST	WINNING	LAST 10	STRENGTH OF	OPP. STRENGTH	TEAM	ADJ	CONF.	ADJ CONF.		
Average RPI Loss:	258	RECORD	PCT. RANK	GAMES	SCHEDULE	OF SCHEDULE	RPI	RPI	RPI	RPI		
DIV. I ONLY		0- 26	0 324	0- 10		304	320	324	.19211	325	30	31
DIV. I NON-CONF.		0- 12	0 314	0- 2		304	321	325	.24076	325	31	31
<hr/>												
TOTALS	RPI 1-25	RPI 26-50		W-L RECORDS		RPI 51-100		RPI 101-150		RPI 150+		
0- 26	0- 0	0- 0		OVERALL		0- 0		0- 0		0- 26		
0- 10	0- 0	0- 0		HOME		0- 0		0- 0		0- 10		
0- 10	0- 0	0- 0		AWAY		0- 0		0- 0		0- 10		
0- 6	0- 0	0- 0		NEUTRAL		0- 0		0- 0		0- 6		
<hr/>												
0- 12	0- 0	0- 0		NON-CONFERENCE		0- 0		0- 0		0- 12		
0- 3	0- 0	0- 0		HOME		0- 0		0- 0		0- 3		
0- 4	0- 0	0- 0		AWAY		0- 0		0- 0		0- 4		
0- 5	0- 0	0- 0		NEUTRAL		0- 0		0- 0		0- 5		
<hr/>												
0- 14	0- 0	0- 0		CONFERENCE		0- 0		0- 0		0- 14		
0- 7	0- 0	0- 0		HOME		0- 0		0- 0		0- 7		
0- 6	0- 0	0- 0		AWAY		0- 0		0- 0		0- 6		
0- 1	0- 0	0- 0		NEUTRAL		0- 0		0- 0		0- 1		
<hr/>												
RPI S	Opponent	Score	RPI S	Opponent	Score	RPI S	Opponent	Score	RPI S	Opponent	Score	
									160 A	Niagara	0	3
									160 H	Niagara	0	3
									191 H	Lehigh	0	3
									194 A	Fairfield	0	3
									196 A	Central Conn. St.	0	3
									216 H	NJIT	0	3
									229 N	Stony Brook	0	3
									231 H	Marist	0	3
									239 A	Manhattan	0	3
									239 H	Manhattan	0	3
									244 A	Fairleigh Dickinson	0	3
									244 N	Fairleigh Dickinson	0	3
									256 H	Siena	1	3
									273 A	Iona	0	3
									276 N	Bucknell	2	3
									278 A	Canisius	0	3
									278 H	Canisius	0	3
									291 H	Loyola Maryland	0	3
									297 N	Morgan St.	0	3
									304 A	Lafayette	0	3
									307 N	Providence	1	3
									310 A	La Salle	0	3
									321 A	Rider	0	3
									321 H	Rider	0	3
									321 N	Rider	1	3
323 H	St. Francis (NY)	2	3									
<hr/>												
			LAST 10 GAMES									
			278 H Canisius			0	3	231 H Marist			0	3
			160 H Niagara			0	3	194 A Fairfield			0	3
			216 H NJIT			0	3	273 A Iona			0	3
			239 H Manhattan			0	3	244 A Fairleigh Dickinson			0	3
			256 H Siena			1	3	160 A Niagara			0	3

Non-Div. I Games:

Saint Peter's

Average RPI Win: 0		WON-LOST	WINNING	LAST 10	STRENGTH OF		OPP. STRENGTH	TEAM	ADJ	CONF.	ADJ CONF.										
Average RPI Loss: 254		RECORD	PCT. RANK	GAMES	SCHEDULE		OF SCHEDULE	RPI	RPI	RPI	RPI										
DIV. I ONLY		0- 16	0 324	0- 8	316		317	326	.1915	326	33										
DIV. I NON-CONF.		0- 7	0 314	0- 0	169		247	308	.31139	314	33										
<hr/>																					
TOTALS		RPI 1-25		RPI 26-50		W-L RECORDS		RPI 51-100		RPI 101-150		RPI 150+									
0- 16		0- 0		0- 0		OVERALL		0- 2		0- 0		0- 14									
0- 6		0- 0		0- 0		HOME		0- 0		0- 0		0- 6									
0- 6		0- 0		0- 0		AWAY		0- 1		0- 0		0- 5									
0- 4		0- 0		0- 0		NEUTRAL		0- 1		0- 0		0- 3									
<hr/>																					
0- 7		0- 0		0- 0		NON-CONFERENCE		0- 2		0- 0		0- 5									
0- 1		0- 0		0- 0		HOME		0- 0		0- 0		0- 1									
0- 2		0- 0		0- 0		AWAY		0- 1		0- 0		0- 1									
0- 4		0- 0		0- 0		NEUTRAL		0- 1		0- 0		0- 3									
<hr/>																					
0- 9		0- 0		0- 0		CONFERENCE		0- 0		0- 0		0- 9									
0- 5		0- 0		0- 0		HOME		0- 0		0- 0		0- 5									
0- 4		0- 0		0- 0		AWAY		0- 0		0- 0		0- 4									
0- 0		0- 0		0- 0		NEUTRAL		0- 0		0- 0		0- 0									
<hr/>																					
RPI	S	Opponent	Score	RPI	S	Opponent	Score	RPI	S	Opponent	Score										
						86	A	LSU	0	3	165	N	Central Ark.	0	3						
						93	N	Arkansas St.	0	3	232	H	Nicholls St.	0	3						
											240	A	Northwestern St.	0	3						
											243	N	La.-Lafayette	0	3						
											246	A	Jackson St.	0	3						
											260	N	Jacksonville St.	0	3						
											294	H	Alabama A&M	0	3						
											309	H	Alabama St.	0	3						
											312	A	Mississippi Val.	0	3						
											312	H	Mississippi Val.	0	3						
											314	A	Grambling	0	3						
											316	A	Ark.-Pine Bluff	0	3						
											316	H	Ark.-Pine Bluff	1	3						
											318	H	Southern U.	1	3						
						<hr/>															
						LAST 10 GAMES															
												309	H	Alabama St.	0	3	246	A	Jackson St.	0	3
												312	H	Mississippi Val.	0	3	312	A	Mississippi Val.	0	3
						294	H	Alabama A&M	0	3	314	A	Grambling	0	3						
						318	H	Southern U.	1	3	165	N	Central Ark.	0	3						
						316	A	Ark.-Pine Bluff	0	3	240	A	Northwestern St.	0	3						
<hr/>																					
Non-Div. I Games:	Southern-N.O.		1	3	Tougaloo		3	1	Dillard		3	2	New Orleans		0	3					
	Xavier (LA)		0	3	Southern-N.O.		1	3	Belhaven		0	3	Belhaven		Alcorn St.	0	3				

Non-Div. I Games:

Dillard

0

3

Alcorn St.

A
l
c
o
r
n
S
t
.

A
l
c
o
r
n
S
t
.

