

Average RPI Win: 57		WON-LOST RECORD	WINNING PCT. RANK		LAST 10 GAMES	STRENGTH OF SCHEDULE	OPP. STRENGTH OF SCHEDULE	TEAM RPI	ADJ RPI		CONF. RPI	ADJ CONF. RPI									
Average RPI Loss: 0																					
DIV. I ONLY		14-0-0	1	1	10-0-0	39	1	1	.71462	1	1	1									
DIV. I NON-CONF.		6-0-0	1	1	2-0-0	12	2	3	.73616	3	1	1									
<hr/>																					
TOTALS		RPI 1-25		RPI 26-50		W-L RECORDS		RPI 51-100		RPI 101-150		RPI 150+									
14-0-0		5-0-0		4-0-0		OVERALL		2-0-0		1-0-0		2-0-0									
10-0-0		4-0-0		2-0-0		HOME		2-0-0		1-0-0		1-0-0									
4-0-0		1-0-0		2-0-0		AWAY		0-0-0		0-0-0		1-0-0									
0-0-0		0-0-0		0-0-0		NEUTRAL		0-0-0		0-0-0		0-0-0									
6-0-0		3-0-0		0-0-0		NON-CONFERENCE		1-0-0		1-0-0		1-0-0									
6-0-0		3-0-0		0-0-0		HOME		1-0-0		1-0-0		1-0-0									
0-0-0		0-0-0		0-0-		AWAY		0-0-0		0-0-0		0-0-0									
0-0-0		0-0-0		0-0-0		NEUTRAL		0-0-0		0-0-0		0-0-0									
8-0-0		2-0-0		4-0-0		CONFERENCE		1-0-0		0-0-0		1-0-0									
4-0-0		1-0-0		2-0-0		HOME		1-0-0		0-0-0		0-0-0									
4-0-0		1-0-0		2-0-0		AWAY		0-0-0		0-0-0		1-0-0									
0-0-0		0-0-0		0-0-0		NEUTRAL		0-0-0		0-0-0		0-0-0									
RPI	S	Opponent		Score		RPI	S	Opponent		Score		RPI	S	Opponent		Score					
5	H	Penn St.		5	1	30	A	Boston College		2	1	67	H	VCU		4	2				
9	A	Wake Forest		2	0	32	A	Duke		3	2	69	H	Syracuse		3	0				
13	H	Santa Clara		4	0	34	H	Maryland		1	0										
19	H	Notre Dame		3	2	44	H	Clemson		3	0										
22	H	Rutgers		6	0																
<hr/>																					
LAST 10 GAMES																					
9 A Wake Forest						2	0	154 A Pittsburgh						3	1						
19 H Notre Dame						3	2	30 A Boston College						2	1						
44 H Clemson						3	0	69 H Syracuse						3	0						
34 H Maryland						1	0	114 H Seton Hall						3	0						
32 A Duke						3	2	22 H Rutgers						6	0						

Non-Div. I Games:

Virginia



Average RPI Win:	74	WON-LOST	WINNING	LAST 10	STRENGTH OF	OPP. STRENGTH	TEAM	ADJ	CONF.	ADJ CONF.					
Average RPI Loss:	14	RECORD	PCT. RANK	GAMES	SCHEDULE	OF SCHEDULE	RPI	RPI	RPI	RPI					
DIV. I ONLY		12-2-0	.85714	11	8-2-0	11	13	2	.69683	2	1	1			
DIV. I NON-CONF.		6-0-0	1	1	2-0-0	4	33	1	.74865	1	1	1			
<hr/>															
TOTALS	RPI 1-25	RPI 26-50			W-L RECORDS		RPI 51-100		RPI 101-150		RPI 150+				
12-2-0	4-2-0	2-0-0			OVERALL		3-0-0		0-0-0		3-0-0				
4-1-0	0-1-0	1-0-0			HOME		1-0-0		0-0-0		2-0-0				
4-1-0	1-1-0	1-0-0			AWAY		1-0-0		0-0-0		1-0-0				
4-0-0	3-0-0	0-0-0			NEUTRAL		1-0-0		0-0-0		0-0-0				
6-0-0	3-0-0	0-0-0			NON-CONFERENCE		1-0-0		0-0-0		2-0-0				
2-0-0	0-0-0	0-0-0			HOME		0-0-0		0-0-0		2-0-0				
0-0-0	0-0-0	0-0-			AWAY		0-0-0		0-0-0		0-0-0				
4-0-0	3-0-0	0-0-0			NEUTRAL		1-0-0		0-0-0		0-0-0				
6-2-0	1-2-0	2-0-0			CONFERENCE		2-0-0		0-0-0		1-0-0				
2-1-0	0-1-0	1-0-0			HOME		1-0-0		0-0-0		0-0-0				
4-1-0	1-1-0	1-0-0			AWAY		1-0-0		0-0-0		1-0-0				
0-0-0	0-0-0	0-0-0			NEUTRAL		0-0-0		0-0-0		0-0-0				
RPI S	Opponent	Score		RPI S	Opponent	Score		RPI S	Opponent	Score		RPI S	Opponent	Score	
3	N	UCLA	1 0	30	A	Boston College	1 0	63	A	Miami (FL)	4 0	154	A	Pittsburgh	1 0
7	A	Virginia Tech	2 1	34	H	Maryland	3 1	67	N	VCU	4 0	192	H	Kennesaw St.	3 0
8	A	Florida St.	0 1					84	H	North Carolina St.	3 0	226	H	New Mexico	2 1
13	N	Santa Clara	2 0												
19	H	Notre Dame	0 1												
20	N	West Virginia	4 2												
<hr/>															
				LAST 10 GAMES											
				30 A Boston College 1 0				8 A Florida St. 0 1							
				84 H North Carolina St. 3 0				19 H Notre Dame 0 1							
				34 H Maryland 3 1				7 A Virginia Tech 2 1							
				154 A Pittsburgh 1 0				20 N West Virginia 4 2							
				63 A Miami (FL) 4 0				3 N UCLA 1 0							

**Non-Div. I Games:**

North Carolina



Average RPI Win:	80	WON-LOST RECORD	WINNING PCT. RANK	LAST 10 GAMES	STRENGTH OF SCHEDULE	OPP. STRENGTH OF SCHEDULE	TEAM RPI	ADJ RPI	CONF. RPI	ADJ CONF. RPI		
DIV. I ONLY		12-1-1	.89286	3	8-1-1	26	7	3	.69244	3	3	3
DIV. I NON-CONF.		8-1-0	.88889	14	4-1-0	56	3	9	.66896	9	2	2
<hr/>												
TOTALS	RPI 1-25	RPI 26-50		W-L RECORDS		RPI 51-100		RPI 101-150		RPI 150+		
12-1-1	4-1-0	3-0-1		OVERALL		1-0-0		1-0-0		3-0-0		
4-0-1	0-0-0	1-0-1		HOME		0-0-0		1-0-0		2-0-0		
7-0-0	3-0-0	2-0-0		AWAY		1-0-0		0-0-0		1-0-0		
1-1-0	1-1-0	0-0-0		NEUTRAL		0-0-0		0-0-0		0-0-0		
8-1-0	2-1-0	2-0-0		NON-CONFERENCE		0-0-0		1-0-0		3-0-0		
3-0-0	0-0-0	0-0-0		HOME		0-0-0		1-0-0		2-0-0		
4-0-0	1-0-0	2-0-		AWAY		0-0-0		0-0-0		1-0-0		
1-1-0	1-1-0	0-0-0		NEUTRAL		0-0-0		0-0-0		0-0-0		
4-0-1	2-0-0	1-0-1		CONFERENCE		1-0-0		0-0-0		0-0-0		
1-0-1	0-0-0	1-0-1		HOME		0-0-0		0-0-0		0-0-0		
3-0-0	2-0-0	0-0-0		AWAY		1-0-0		0-0-0		0-0-0		
0-0-0	0-0-0	0-0-0		NEUTRAL		0-0-0		0-0-0		0-0-0		
RPI S	Opponent	Score	RPI S	Opponent	Score	RPI S	Opponent	Score	RPI S	Opponent	Score	
2 N	North Carolina	0 1	28 H	Washington St.	2 0	100 A	Arizona	2 1	142 H	San Diego St.	2 0	
4 N	Marquette	2 1	32 A	Duke	2 1				176 H	Northeastern	4 0	
15 A	Stanford	2 1	38 A	Pepperdine	2 0				177 H	Cal St. Northridge	3 0	
19 A	Notre Dame	1 0	45 H	Washington	0 0				211 A	Loyola Marymount	3 0	
23 A	California	1 0										



Average RPI Win: 84		WON-LOST	WINNING	LAST 10	STRENGTH OF	OPP. STRENGTH	TEAM	ADJ	CONF.	ADJ CONF.							
Average RPI Loss: 44		RECORD	PCT. RANK	GAMES	SCHEDULE	OF SCHEDULE	RPI	RPI	RPI	RPI							
DIV. I ONLY		12-3-0	.8	19	9-1-0	5	38	4	.68295	4	5	5					
DIV. I NON-CONF.		7-3-0	.7	64	4-1-0	7	41	14	.65084	13	5	5					
<hr/>																	
TOTALS		RPI 1-25		RPI 26-50		W-L RECORDS		RPI 51-100		RPI 101-150		RPI 150+					
12-3-0		2-2-0		1-0-0		OVERALL		6-0-0		1-1-0		2-0-0					
6-0-0		2-0-0		1-0-0		HOME		2-0-0		0-0-0		1-0-0					
5-2-0		0-1-0		0-0-0		AWAY		4-0-0		1-1-0		0-0-0					
1-1-0		0-1-0		0-0-0		NEUTRAL		0-0-0		0-0-0		1-0-0					
7-3-0		1-2-0		1-0-0		NON-CONFERENCE		2-0-0		1-1-0		2-0-0					
4-0-0		1-0-0		1-0-0		HOME		1-0-0		0-0-0		1-0-0					
2-2-0		0-1-0		0-0-		AWAY		1-0-0		1-1-0		0-0-0					
1-1-0		0-1-0		0-0-0		NEUTRAL		0-0-0		0-0-0		1-0-0					
5-0-0		1-0-0		0-0-0		CONFERENCE		4-0-0		0-0-0		0-0-0					
2-0-0		1-0-0		0-0-0		HOME		1-0-0		0-0-0		0-0-0					
3-0-0		0-0-0		0-0-0		AWAY		3-0-0		0-0-0		0-0-0					
0-0-0		0-0-0		0-0-0		NEUTRAL		0-0-0		0-0-0		0-0-0					
RPI	S	Opponent		Score		RPI	S	Opponent		Score		RPI	S	Opponent		Score	
3	N	UCLA		1	2	29	H	Louisville		3	2	55	H	St. John's (NY)		3	1
6	H	Georgetown		4	0							70	A	Villanova		1	0
16	H	Colorado Col.		3	1							80	H	Colgate		1	0
25	A	Portland		0	1							94	A	Milwaukee		5	0
												97	A	Creighton		2	1
												98	A	Xavier		3	0

Non-Div. I Games:

Marquette



Average RPI Win:	87	WON-LOST	WINNING	LAST 10	STRENGTH OF	OPP. STRENGTH	TEAM	ADJ	CONF.	ADJ CONF.		
Average RPI Loss:	11	RECORD	PCT. RANK	GAMES	SCHEDULE	OF SCHEDULE	RPI	RPI	RPI	RPI		
DIV. I ONLY		10-3-1	.75	34	3-2-0	2	37	5	.68239	5	2	2
DIV. I NON-CONF.		6-1-1	.8125	29	1-0-0	2	68	4	.7057	4	3	3
<hr/>												
TOTALS	RPI 1-25	RPI 26-50		W-L RECORDS		RPI 51-100		RPI 101-150		RPI 150+		
10-3-1	0-3-1	4-0-0		OVERALL		3-0-0		2-0-0		1-0-0		
6-1-1	0-1-1	2-0-0		HOME		2-0-0		2-0-0		0-0-0		
4-2-0	0-2-0	2-0-0		AWAY		1-0-0		0-0-0		1-0-0		
0-0-0	0-0-0	0-0-0		NEUTRAL		0-0-0		0-0-0		0-0-0		
6-1-1	0-1-1	2-0-0		NON-CONFERENCE		2-0-0		1-0-0		1-0-0		
3-0-1	0-0-1	1-0-0		HOME		1-0-0		1-0-0		0-0-0		
3-1-0	0-1-0	1-0-		AWAY		1-0-0		0-0-0		1-0-0		
0-0-0	0-0-0	0-0-0		NEUTRAL		0-0-0		0-0-0		0-0-0		
4-2-0	0-2-0	2-0-0		CONFERENCE		1-0-0		1-0-0		0-0-0		
3-1-0	0-1-0	1-0-0		HOME		1-0-0		1-0-0		0-0-0		
1-1-0	0-1-0	1-0-0		AWAY		0-0-0		0-0-0		0-0-0		
0-0-0	0-0-0	0-0-0		NEUTRAL		0-0-0		0-0-0		0-0-0		
RPI S	Opponent	Score	RPI S	Opponent	Score	RPI S	Opponent	Score	RPI S	Opponent	Score	
1 A	Virginia	1 5	39 A	Wisconsin	2 1	71 A	Tulsa	3 2	127 H	Hofstra	2 1	
10 H	Michigan	0 1	41 H	Boston U.	1 0	74 H	La Salle	5 1	128 H	Northwestern	3 2	
20 H	West Virginia	2 2	42 H	Indiana	4 1	76 H	Purdue	6 1	230 A	Bucknell	6 0	
21 A	Minnesota	0 1	45 A	Oklahoma St.	4 2							
			LAST 10 GAMES									
			230 A	Bucknell	6 0	76 H	Purdue	6 1				
			10 H	Michigan	0 1	128 H	Northwestern	3 2				
			21 A	Minnesota	0 1	71 A	Tulsa	3 2				
			39 A	Wisconsin	2 1	45 A	Oklahoma St.	4 2				
			42 H	Indiana	4 1	41 H	Boston U.	1 0				

**Non-Div. I Games:**

Penn St.



[illegible]

**Non-Div. I Games:**

Georgetown



Average RPI Win:	84	WON-LOST	WINNING	LAST 10	STRENGTH OF	OPP. STRENGTH	TEAM	ADJ	CONF.	ADJ CONF.	
Average RPI Loss:	2	RECORD	PCT. RANK	GAMES	SCHEDULE	OF SCHEDULE	RPI	RPI	RPI	RPI	
DIV. I ONLY	11-1-2	.85714	11	8-1-1	41	6	7	.66516	7	1	1
DIV. I NON-CONF.	5-0-1	.91667	11	2-0-0	33	76	7	.67278	8	1	1
<hr/>											
TOTALS	RPI 1-25	RPI 26-50		W-L RECORDS		RPI 51-100		RPI 101-150		RPI 150+	
11-1-2	1-1-0	4-0-2		OVERALL		2-0-0		3-0-0		1-0-0	
6-1-0	1-1-0	1-0-0		HOME		1-0-0		2-0-0		1-0-0	
4-0-1	0-0-0	3-0-1		AWAY		1-0-0		0-0-0		0-0-0	
1-0-1	0-0-0	0-0-1		NEUTRAL		0-0-0		1-0-0		0-0-0	
5-0-1	0-0-0	1-0-1		NON-CONFERENCE		0-0-0		3-0-0		1-0-0	
3-0-0	0-0-0	0-0-0		HOME		0-0-0		2-0-0		1-0-0	
1-0-0	0-0-0	1-0-		AWAY		0-0-0		0-0-0		0-0-0	
1-0-1	0-0-0	0-0-1		NEUTRAL		0-0-0		1-0-0		0-0-0	
6-1-1	1-1-0	3-0-1		CONFERENCE		2-0-0		0-0-0		0-0-0	
3-1-0	1-1-0	1-0-0		HOME		1-0-0		0-0-0		0-0-0	
3-0-1	0-0-0	2-0-1		AWAY		1-0-0		0-0-0		0-0-0	
0-0-0	0-0-0	0-0-0		NEUTRAL		0-0-0		0-0-0		0-0-0	
RPI S	Opponent	Score	RPI S	Opponent	Score	RPI S	Opponent	Score	RPI S	Opponent	Score
2 H	North Carolina	1 2	29 N	Louisville	1 1	69 H	Syracuse	3 0	111 N	North Texas	4 2
19 H	Notre Dame	1 0	30 A	Boston College	1 0	84 A	North Carolina St.	4 1	122 H	Charlotte	2 0
			32 A	Duke	1 1				144 H	High Point	7 1
			34 A	Maryland	2 0				231 H	East Tenn. St.	2 0
			36 A	James Madison	3 1						
			44 H	Clemson	1 0						
<hr/>											
LAST 10 GAMES											
19 H Notre Dame						34 A Maryland					
44 H Clemson						69 H Syracuse					
32 A Duke						2 H North Carolina					
84 A North Carolina St.						36 A James Madison					
30 A Boston College						122 H Charlotte					

Non-Div. I Games:

Virginia Tech



Average RPI Win:		70	WON-LOST		WINNING	LAST 10		STRENGTH OF		OPP. STRENGTH	TEAM	ADJ		CONF.	ADJ CONF.
Average RPI Loss:		0	RECORD		PCT. RANK	GAMES		SCHEDULE		OF SCHEDULE	RPI	RPI		RPI	RPI
DIV. I ONLY			12-0-3		.9	2		70		2	9	.66463		8	1
DIV. I NON-CONF.			5-0-1		.91667	11		105		1	12	.65422		12	1
TOTALS		RPI 1-25	RPI 26-50		W-L RECORDS		RPI 51-100		RPI 101-150		RPI 150+				
12-0-3		2-0-1	3-0-2		OVERALL		4-0-0		2-0-0		1-0-0				
9-0-1		2-0-0	1-0-1		HOME		3-0-0		2-0-0		1-0-0				
3-0-2		0-0-1	2-0-1		AWAY		1-0-0		0-0-0		0-0-0				
0-0-0		0-0-0	0-0-0		NEUTRAL		0-0-0		0-0-0		0-0-0				
5-0-1		1-0-0	1-0-1		NON-CONFERENCE		1-0-0		2-0-0		0-0-0				
4-0-1		1-0-0	0-0-1		HOME		1-0-0		2-0-0		0-0-0				
1-0-0		0-0-0	1-0-		AWAY		0-0-0		0-0-0		0-0-0				
0-0-0		0-0-0	0-0-0		NEUTRAL		0-0-0		0-0-0		0-0-0				
7-0-2		1-0-1	2-0-1		CONFERENCE		3-0-0		0-0-0		1-0-0				
5-0-0		1-0-0	1-0-0		HOME		2-0-0		0-0-0		1-0-0				
2-0-2		0-0-1	1-0-1		AWAY		1-0-0		0-0-0		0-0-0				
0-0-0		0-0-0	0-0-0		NEUTRAL		0-0-0		0-0-0		0-0-0				
RPI S	Opponent	Score		RPI S	Opponent	Score		RPI S	Opponent	Score		RPI S	Opponent	Score	
2	H North Carolina	1	0	30	H Boston College	4	3	63	H Miami (FL)	4	0	126	H Oklahoma	1	0
9	A Wake Forest	0	0	31	A Florida	3	0	69	A Syracuse	1	0	139	H Oregon St.	1	0
12	H UCF	1	0	32	A Duke	2	1	84	H North Carolina St.	1	0	154	H Pittsburgh	4	0
				44	A Clemson	1	1	92	H Auburn	4	1				
				45	H Oklahoma St.	1	1								
LAST 10 GAMES															
				154	H Pittsburgh	4	0	84	H North Carolina St.	1	0				
				69	A Syracuse	1	0	2	H North Carolina	1	0				
				30	H Boston College	4	3	32	A Duke	2	1				
				44	A Clemson	1	1	9	A Wake Forest	0	0				
				63	H Miami (FL)	4	0	126	H Oklahoma	1	0				

Non-Div. I Games:

Florida St.



Average RPI Win: 56		WON-LOST	WINNING	LAST 10	STRENGTH OF		OPP. STRENGTH	TEAM	ADJ	CONF.	ADJ CONF.
Average RPI Loss: 22		RECORD	PCT. RANK	GAMES	SCHEDULE		OF SCHEDULE	RPI	RPI	RPI	RPI
DIV. I ONLY		8-3-2	.69231	56	5-3-2		6	3	10	.66412	9
DIV. I NON-CONF.		5-0-0	1	1	2-0-0		5	16	2	.74668	2
TOTALS		RPI 1-25	RPI 26-50		W-L RECORDS		RPI 51-100		RPI 101-150		RPI 150+
8-3-2		1-1-2	3-2-0		OVERALL		3-0-0		1-0-0		0-0-0
5-1-1		0-1-1	2-0-0		HOME		2-0-0		1-0-0		0-0-0
2-2-1		1-0-1	0-2-0		AWAY		1-0-0		0-0-0		0-0-0
1-0-0		0-0-0	1-0-0		NEUTRAL		0-0-0		0-0-0		0-0-0
5-0-0		1-0-0	2-0-0		NON-CONFERENCE		1-0-0		1-0-0		0-0-0
3-0-0		0-0-0	1-0-0		HOME		1-0-0		1-0-0		0-0-0
1-0-0		1-0-0	0-0-		AWAY		0-0-0		0-0-0		0-0-0
1-0-0		0-0-0	1-0-0		NEUTRAL		0-0-0		0-0-0		0-0-0
3-3-2		0-1-2	1-2-0		CONFERENCE		2-0-0		0-0-0		0-0-0
2-1-1		0-1-1	1-0-0		HOME		1-0-0		0-0-0		0-0-0
1-2-1		0-0-1	0-2-0		AWAY		1-0-0		0-0-0		0-0-0
0-0-0		0-0-0	0-0-0		NEUTRAL		0-0-0		0-0-0		0-0-0
RPI S	Opponent	Score	RPI S	Opponent	Score	RPI S	Opponent	Score	RPI S	Opponent	Score
1	H Virginia	0 2	27	H Kentucky	3 1	63	H Miami (FL)	4 0	111	H North Texas	2 1
8	H Florida St.	0 0	30	A Boston College	0 1	69	A Syracuse	1 0			
19	A Notre Dame	1 1	32	H Duke	3 1	73	H Alabama	3 0			
25	A Portland	3 2	34	A Maryland	0 1						
			45	N Washington	1 0						
LAST 10 GAMES											
	1 H Virginia	0 2		32 H Duke	3 1						
	19 A Notre Dame	1 1		63 H Miami (FL)	4 0						
	69 A Syracuse	1 0		8 H Florida St.	0 0						
	30 A Boston College	0 1		25 A Portland	3 2						
	34 A Maryland	0 1		45 N Washington	1 0						

Non-Div. I Games:

Wake Forest



Average RPI Win:		91	WON-LOST RECORD		WINNING PCT. RANK		LAST 10 GAMES		STRENGTH OF SCHEDULE		OPP. STRENGTH OF SCHEDULE		TEAM RPI		ADJ RPI		CONF. RPI		ADJ CONF. RPI					
DIV. I ONLY			10-2-1		.80769		17		7-2-1		16		29		8		.66329		10		2		2	
DIV. I NON-CONF.			6-1-0		.85714		23		3-1-0		85		75		28		.62464		29		3		3	
TOTALS		RPI 1-25			RPI 26-50			W-L RECORDS			RPI 51-100			RPI 101-150			RPI 150+							
10-2-1		2-1-0			1-0-1			OVERALL			3-1-0			2-0-0			2-0-0							
6-1-1		0-1-0			1-0-1			HOME			1-0-0			2-0-0			2-0-0							
4-1-0		2-0-0			0-0-0			AWAY			2-1-0			0-0-0			0-0-0							
0-0-0		0-0-0			0-0-0			NEUTRAL			0-0-0			0-0-0			0-0-0							
6-1-0		0-0-0			1-0-0			NON-CONFERENCE			1-1-0			2-0-0			2-0-0							
6-0-0		0-0-0			1-0-0			HOME			1-0-0			2-0-0			2-0-0							
0-1-0		0-0-0			0-0-			AWAY			0-1-0			0-0-0			0-0-0							
0-0-0		0-0-0			0-0-0			NEUTRAL			0-0-0			0-0-0			0-0-0							
4-1-1		2-1-0			0-0-1			CONFERENCE			2-0-0			0-0-0			0-0-0							
0-1-1		0-1-0			0-0-1			HOME			0-0-0			0-0-0			0-0-0							
4-0-0		2-0-0			0-0-0			AWAY			2-0-0			0-0-0			0-0-0							
0-0-0		0-0-0			0-0-0			NEUTRAL			0-0-0			0-0-0			0-0-0							
RPI	S	Opponent		Score		RPI	S	Opponent		Score		RPI	S	Opponent		Score		RPI	S	Opponent		Score		
5	A	Penn St.		1	0	38	H	Pepperdine		2	0	57	A	Iowa		2	1	132	H	Eastern Mich.		2	1	
17	A	Nebraska		2	1	39	H	Wisconsin		0	0	75	A	Michigan St.		2	1	142	H	San Diego St.		3	1	
21	H	Minnesota		0	1							82	A	Butler		0	1	163	H	Oakland		6	1	
												94	H	Milwaukee		3	0	191	H	Detroit		2	0	
</																								



Average RPI Win:	91	WON-LOST RECORD	WINNING PCT. RANK	LAST 10 GAMES	STRENGTH OF SCHEDULE	OPP. STRENGTH OF SCHEDULE	TEAM RPI	ADJ RPI	CONF. RPI	ADJ CONF. RPI	
Average RPI Loss:	40										
DIV. I ONLY	12-1-1	.89286	3	9-1-0	60	13	11	.66078	11	4	4
DIV. I NON-CONF.	7-0-1	.9375	7	4-0-0	81	31	11	.65544	11	4	4
<hr/>											
TOTALS	RPI 1-25	RPI 26-50		W-L RECORDS	RPI 51-100		RPI 101-150		RPI 150+		
12-1-1	1-0-0	4-1-1		OVERALL	3-0-0		1-0-0		3-0-0		
8-0-0	0-0-0	2-0-0		HOME	3-0-0		1-0-0		2-0-0		
4-1-1	1-0-0	2-1-1		AWAY	0-0-0		0-0-0		1-0-0		
0-0-0	0-0-0	0-0-0		NEUTRAL	0-0-0		0-0-0		0-0-0		
7-0-1	0-0-0	2-0-1		NON-CONFERENCE	1-0-0		1-0-0		3-0-0		
5-0-0	0-0-0	1-0-0		HOME	1-0-0		1-0-0		2-0-0		
2-0-1	0-0-0	1-1-		AWAY	0-0-0		0-0-0		1-0-0		
0-0-0	0-0-0	0-0-0		NEUTRAL	0-0-0		0-0-0		0-0-0		
5-1-0	1-0-0	2-1-0		CONFERENCE	2-0-0		0-0-0		0-0-0		
3-0-0	0-0-0	1-0-0		HOME	2-0-0		0-0-0		0-0-0		
2-1-0	1-0-0	1-1-0		AWAY	0-0-0		0-0-0		0-0-0		
0-0-0	0-0-0	0-0-0		NEUTRAL	0-0-0		0-0-0		0-0-0		
RPI	S	Opponent	Score	RPI	S	Opponent	Score	RPI	S	Opponent	Score
24	A	Tennessee	1 0	31	A	Florida	2 1	68	H	South Fla.	1 0
				32	H	Duke	1 0	73	H	Alabama	2 1
				35	H	Arkansas	1 0	92	H	Auburn	2 1
				40	A	Georgia	0 2				
				41	A	Boston U.	0 0				
				44	A	Clemson	2 1				
				LAST 10 GAMES							
				73	H	Alabama	2 1	40	A	Georgia	0 2
				24	A	Tennessee	1 0	200	H	East Carolina	1 0
				31	A	Florida	2 1	68	H	South Fla.	1 0
				35	H	Arkansas	1 0	106	H	SMU	2 0
				92	H	Auburn	2 1	44	A	Clemson	2 1

Non-Div. I Games:

South Carolina



Average RPI Win:	116	WON-LOST	WINNING	LAST 10	STRENGTH OF	OPP. STRENGTH	TEAM	ADJ	CONF.	ADJ CONF.									
Average RPI Loss:	16	RECORD	PCT. RANK	GAMES	SCHEDULE	OF SCHEDULE	RPI	RPI	RPI	RPI									
DIV. I ONLY		11-2-2	.8	19	8-0-2	23	42	12	.65485	12	7	7							
DIV. I NON-CONF.		7-2-1	.75	51	4-0-1	20	38	16	.64811	15	6	6							
<hr/>																			
TOTALS	RPI 1-25	RPI 26-50		W-L RECORDS		RPI 51-100		RPI 101-150		RPI 150+									
11-2-2	0-2-1	3-0-0		OVERALL		3-0-0		1-0-1		4-0-0									
6-1-0	0-1-0	1-0-0		HOME		3-0-0		0-0-0		2-0-0									
2-1-2	0-1-1	1-0-0		AWAY		0-0-0		0-0-1		1-0-0									
3-0-0	0-0-0	1-0-0		NEUTRAL		0-0-0		1-0-0		1-0-0									
7-2-1	0-2-1	1-0-0		NON-CONFERENCE		2-0-0		1-0-0		3-0-0									
3-1-0	0-1-0	0-0-0		HOME		2-0-0		0-0-0		1-0-0									
1-1-1	0-1-1	0-0-		AWAY		0-0-0		0-0-0		1-0-0									
3-0-0	0-0-0	1-0-0		NEUTRAL		0-0-0		1-0-0		1-0-0									
4-0-1	0-0-0	2-0-0		CONFERENCE		1-0-0		0-0-1		1-0-0									
3-0-0	0-0-0	1-0-0		HOME		1-0-0		0-0-0		1-0-0									
1-0-1	0-0-0	1-0-0		AWAY		0-0-0		0-0-1		0-0-0									
0-0-0	0-0-0	0-0-0		NEUTRAL		0-0-0		0-0-0		0-0-0									
RPI	S	Opponent	Score		RPI	S	Opponent	Score		RPI	S	Opponent	Score						
6	A	Georgetown	1	1	29	A	Louisville	1	0	64	H	Brown	2	0					
8	A	Florida St.	0	1	45	N	Washington	3	0	68	H	South Fla.	2	1					
24	H	Tennessee	1	2	48	H	Connecticut	4	1	89	H	FGCU	4	0					
										110 A Cincinnati					1	1			
										135 N Middle Tenn.					2	1			
										158 A Hawaii					2	0			
										208 H Stetson					4	0			
										212 H Temple					4	1			
										222 N North Florida					5	0			



Average RPI Win:	102	WON-LOST	WINNING	LAST 10	STRENGTH OF	OPP. STRENGTH	TEAM	ADJ	CONF.	ADJ CONF.		
Average RPI Loss:	6	RECORD	PCT. RANK	GAMES	SCHEDULE	OF SCHEDULE	RPI	RPI	RPI	RPI		
DIV. I ONLY		8-3-1	.70833	52	8-1-1	8	25	13	.65329	13	8	8
DIV. I NON-CONF.		6-3-1	.65	88	6-1-1	9	13	19	.6375	19	8	8
<hr/>												
TOTALS	RPI 1-25	RPI 26-50		W-L RECORDS		RPI 51-100		RPI 101-150		RPI 150+		
8-3-1	0-3-1	2-0-0		OVERALL		2-0-0		2-0-0		2-0-0		
7-1-1	0-1-1	2-0-0		HOME		2-0-0		2-0-0		1-0-0		
1-1-0	0-1-0	0-0-0		AWAY		0-0-0		0-0-0		1-0-0		
0-1-0	0-1-0	0-0-0		NEUTRAL		0-0-0		0-0-0		0-0-0		
6-3-1	0-3-1	1-0-0		NON-CONFERENCE		1-0-0		2-0-0		2-0-0		
5-1-1	0-1-1	1-0-0		HOME		1-0-0		2-0-0		1-0-0		
1-1-0	0-1-0	0-0-		AWAY		0-0-0		0-0-0		1-0-0		
0-1-0	0-1-0	0-0-0		NEUTRAL		0-0-0		0-0-0		0-0-0		
2-0-0	0-0-0	1-0-0		CONFERENCE		1-0-0		0-0-0		0-0-0		
2-0-0	0-0-0	1-0-0		HOME		1-0-0		0-0-0		0-0-0		
0-0-0	0-0-0	0-0-0		AWAY		0-0-0		0-0-0		0-0-0		
0-0-0	0-0-0	0-0-0		NEUTRAL		0-0-0		0-0-0		0-0-0		
RPI	S	Opponent	Score	RPI	S	Opponent	Score	RPI	S	Opponent	Score	
1	A	Virginia	0 4	33	H	BYU	2 1	78	H	Long Beach St.	4 0	
2	N	North Carolina	0 2	34	H	Maryland	1 0	87	H	San Diego	1 0	
15	H	Stanford	2 3									
23	H	California	1 1									
			</									



Denver



Average RPI Win:	84	WON-LOST	WINNING	LAST 10	STRENGTH OF	OPP. STRENGTH	TEAM	ADJ	CONF.	ADJ CONF.	
Average RPI Loss:	46	RECORD	PCT. RANK	GAMES	SCHEDULE	OF SCHEDULE	RPI	RPI	RPI	RPI	
DIV. I ONLY	9-3-1	.73077	46	7-3-0	33	12	18	.64463	15	3	3
DIV. I NON-CONF.	7-0-1	.9375	7	5-0-0	55	4	6	.67956	6	2	2
<hr/>											
TOTALS	RPI 1-25	RPI 26-50		W-L RECORDS		RPI 51-100		RPI 101-150		RPI 150+	
9-3-1	1-1-1	4-1-0		OVERALL		1-1-0		1-0-0		2-0-0	
5-3-1	0-1-1	1-1-0		HOME		1-1-0		1-0-0		2-0-0	
4-0-0	1-0-0	3-0-0		AWAY		0-0-0		0-0-0		0-0-0	
0-0-0	0-0-0	0-0-0		NEUTRAL		0-0-0		0-0-0		0-0-0	
7-0-1	1-0-1	3-0-0		NON-CONFERENCE		0-0-0		1-0-0		2-0-0	
4-0-1	0-0-1	1-0-0		HOME		0-0-0		1-0-0		2-0-0	
3-0-0	1-0-0	2-0-		AWAY		0-0-0		0-0-0		0-0-0	
0-0-0	0-0-0	0-0-0		NEUTRAL		0-0-0		0-0-0		0-0-0	
2-3-0	0-1-0	1-1-0		CONFERENCE		1-1-0		0-0-0		0-0-0	
1-3-0	0-1-0	0-1-0		HOME		1-1-0		0-0-0		0-0-0	
1-0-0	0-0-0	1-0-0		AWAY		0-0-0		0-0-0		0-0-0	
0-0-0	0-0-0	0-0-0		NEUTRAL		0-0-0		0-0-0		0-0-0	
RPI	S	Opponent	Score	RPI	S	Opponent	Score	RPI	S	Opponent	Score
3	H	UCLA	1 2	26	A	Colorado	2 0	85	H	Southern California	0 1
13	A	Santa Clara	3 2	30	A	Boston College	2 1	100	H	Arizona	2 1
25	H	Portland	1 1	34	H	Maryland	3 0				
				48	A	Connecticut	1 0				
				49	H	Arizona St.	0 1				

Non-Div. I Games:

Stanford



Average RPI Win:	131	WON-LOST RECORD	WINNING PCT. RANK	LAST 10 GAMES	STRENGTH OF SCHEDULE	OPP. STRENGTH OF SCHEDULE	TEAM RPI	ADJ RPI	CONF. RPI	ADJ CONF. RPI		
DIV. I ONLY		10-3-0	.76923	28	9-1-0	25	72	15	.63933	16	12	12
DIV. I NON-CONF.		5-3-0	.625	96	4-1-0	8	43	26	.62794	27	12	12
<hr/>												
TOTALS	RPI 1-25	RPI 26-50		W-L RECORDS		RPI 51-100		RPI 101-150		RPI 150+		
10-3-0	0-2-0	0-1-0		OVERALL		2-0-0		5-0-0		3-0-0		
7-0-0	0-0-0	0-0-0		HOME		2-0-0		4-0-0		1-0-0		
2-3-0	0-2-0	0-1-0		AWAY		0-0-0		1-0-0		1-0-0		
1-0-0	0-0-0	0-0-0		NEUTRAL		0-0-0		0-0-0		1-0-0		
5-3-0	0-2-0	0-1-0		NON-CONFERENCE		1-0-0		2-0-0		2-0-0		
4-0-0	0-0-0	0-0-0		HOME		1-0-0		2-0-0		1-0-0		
0-3-0	0-2-0	0-0-		AWAY		0-0-0		0-0-0		0-0-0		
1-0-0	0-0-0	0-0-0		NEUTRAL		0-0-0		0-0-0		1-0-0		
5-0-0	0-0-0	0-0-0		CONFERENCE		1-0-0		3-0-0		1-0-0		
3-0-0	0-0-0	0-0-0		HOME		1-0-0		2-0-0		0-0-0		
2-0-0	0-0-0	0-0-0		AWAY		0-0-0		1-0-0		1-0-0		
0-0-0	0-0-0	0-0-0		NEUTRAL		0-0-0		0-0-0		0-0-0		
RPI	S	Opponent	Score	RPI	S	Opponent	Score	RPI	S	Opponent	Score	
4	A	Marquette	1 3	26	A	Colorado	0 1	54	H	Texas	2 0	
14	A	Denver	1 2					71	H	Tulsa	2 0	
										111	H North Texas 3 2	
										123	H Drexel 3 0	
										133	H FIU 3 0	
										135	A Middle Tenn. 2 0	
										138	H Appalachian St. 4 0	
										151	H Ball St. 2 0	
										193	N Loyola Chicago 2 0	
										200	A East Carolina 1 0	
				LAST 10 GAMES								
				71	H	Tulsa	2 0	123	H	Drexel	3 0	
				111	H	North Texas	3 2	54	H	Texas	2 0	
				133	H	FIU	3 0	151	H	Ball St.	2 0	
				135	A	Middle Tenn.	2 0	4	A	Marquette	1 3	
				200	A	East Carolina	1 0	193	N	Loyola Chicago	2 0	

Non-Div. I Games:

Colorado Col.



Average RPI Win: 100		WON-LOST	WINNING	LAST 10	STRENGTH OF		OPP. STRENGTH	TEAM	ADJ	CONF.	ADJ CONF.
Average RPI Loss: 26		RECORD	PCT. RANK	GAMES	SCHEDULE		OF SCHEDULE	RPI	RPI	RPI	RPI
DIV. I ONLY		10-3-1	.75	34	29		28	16	.63926	17	2
DIV. I NON-CONF.		5-2-1	.6875	69	40		44	36	.61261	37	3
TOTALS		RPI 1-25	RPI 26-50		W-L RECORDS		RPI 51-100		RPI 101-150		RPI 150+
10-3-1	1-1-0	0-2-0		OVERALL		5-0-1		2-0-0		2-0-0	
5-1-0	1-1-0	0-0-0		HOME		2-0-0		1-0-0		1-0-0	
3-2-1	0-0-0	0-2-0		AWAY		2-0-1		1-0-0		0-0-0	
2-0-0	0-0-0	0-0-0		NEUTRAL		1-0-0		0-0-0		1-0-0	
5-2-1	1-0-0	0-2-0		NON-CONFERENCE		1-0-1		1-0-0		2-0-0	
3-0-0	1-0-0	0-0-0		HOME		0-0-0		1-0-0		1-0-0	
0-2-1	0-0-0	0-0-		AWAY		0-0-1		0-0-0		0-0-0	
2-0-0	0-0-0	0-0-0		NEUTRAL		1-0-0		0-0-0		1-0-0	
5-1-0	0-1-0	0-0-0		CONFERENCE		4-0-0		1-0-0		0-0-0	
2-1-0	0-1-0	0-0-0		HOME		2-0-0		0-0-0		0-0-0	
3-0-0	0-0-0	0-0-0		AWAY		2-0-0		1-0-0		0-0-0	
0-0-0	0-0-0	0-0-0		NEUTRAL		0-0-0		0-0-0		0-0-0	
RPI S	Opponent	Score		RPI S	Opponent	Score		RPI S	Opponent	Score	
10 H	Michigan	1	2	33 A	BYU	0	3	52 A	Illinois	3	2
14 H	Denver	2	1	35 A	Arkansas	1	2	57 H	Iowa	2	1
								75 H	Michigan St.	1	0
								76 A	Purdue	4	0
								87 N	San Diego	2	1
								93 A	Utah St.	2	2
LAST 10 GAMES											
76 A	Purdue	4	0	14 H	Denver	2	1	75 H	Michigan St.	1	0
10 H	Michigan	1	2	57 H	Iowa	2	1	87 N	San Diego	2	1
52 A	Illinois	3	2	159 N	San Francisco	3	0	35 A	Arkansas	1	2
128 A	Northwestern	2	1								

Non-Div. I Games:

Nebraska



Average RPI Win:		112	WON-LOST RECORD		WINNING PCT. RANK		LAST 10 GAMES		STRENGTH OF SCHEDULE		OPP. STRENGTH OF SCHEDULE		TEAM RPI	ADJ RPI		CONF. RPI	ADJ CONF. RPI
DIV. I ONLY			7-1-4		.75	34	7-0-3		22	63	17	.63787	18	10	10		
DIV. I NON-CONF.			3-1-4		.625	96	3-0-3		13	55	33	.61877	34	9	9		
TOTALS		RPI 1-25		RPI 26-50		W-L RECORDS		RPI 51-100		RPI 101-150		RPI 150+					
7-1-4		0-1-1		1-0-0		OVERALL		2-0-1		3-0-1		1-0-1					
4-0-2		0-0-0		0-0-0		HOME		2-0-1		1-0-0		1-0-1					
2-1-1		0-1-0		1-0-0		AWAY		0-0-0		1-0-1		0-0-0					
1-0-1		0-0-1		0-0-0		NEUTRAL		0-0-0		1-0-0		0-0-0					
3-1-4		0-1-1		0-0-0		NON-CONFERENCE		1-0-1		2-0-1		0-0-1					
2-0-2		0-0-0		0-0-0		HOME		1-0-1		1-0-0		0-0-1					
0-1-1		0-1-0		0-0-		AWAY		0-0-0		0-0-1		0-0-0					
1-0-1		0-0-1		0-0-0		NEUTRAL		0-0-0		1-0-0		0-0-0					
4-0-0		0-0-0		1-0-0		CONFERENCE		1-0-0		1-0-0		1-0-0					
2-0-0		0-0-0		0-0-0		HOME		1-0-0		0-0-0		1-0-0					
2-0-0		0-0-0		1-0-0		AWAY		0-0-0		1-0-0		0-0-0					
0-0-0		0-0-0		0-0-0		NEUTRAL		0-0-0		0-0-0		0-0-0					
RPI	S	Opponent		Score		RPI	S	Opponent		Score		RPI	S	Opponent		Score	
6	A	Georgetown		1	2	36	A	James Madison		2	1	79	H	Delaware		2	1
22	N	Rutgers		1	1							81	H	Radford		2	1
												83	H	Penn		0	0
												104	A	Princeton		1	1
												114	N	Seton Hall		1	0
												123	A	Drexel		2	0
												144	H	High Point		3	0
												190	H	George Mason		1	1
												209	H	Towson		1	0
LAST 10 GAMES																	
						209	H	Towson		1	0	83	H	Penn		0	0
						79	H	Delaware		2	1	81	H	Radford		2	1
						123	A	Drexel		2	0	22	N	Rutgers		1	1
						36	A	James Madison		2	1	114	N	Seton Hall		1	0
						104	A	Princeton		1	1	144	H	High Point		3	0

Non-Div. I Games:

William &amp; Mary



Average RPI Win:		97	WON-LOST RECORD		WINNING PCT. RANK	LAST 10 GAMES	STRENGTH OF SCHEDULE		OPP. STRENGTH OF SCHEDULE	TEAM RPI	ADJ RPI	CONF. RPI	ADJ CONF. RPI
Average RPI Loss:		19											
DIV. I ONLY		9-4-1			.67857 60	6-3-1	31		5	19	.62858 19	1	1
DIV. I NON-CONF.		4-1-0			.8 37	1-0-0	69		19	30	.62308 30	1	1
TOTALS		RPI 1-25	RPI 26-50		W-L RECORDS		RPI 51-100		RPI 101-150		RPI 150+		
9-4-1		1-3-1	1-0-0		OVERALL		3-1-0		1-0-0		3-0-0		
7-1-1		0-1-1	1-0-0		HOME		2-0-0		1-0-0		3-0-0		
2-3-0		1-2-0	0-0-0		AWAY		1-1-0		0-0-0		0-0-0		
0-0-0		0-0-0	0-0-0		NEUTRAL		0-0-0		0-0-0		0-0-0		
4-1-0		0-1-0	0-0-0		NON-CONFERENCE		1-0-0		1-0-0		2-0-0		
4-1-0		0-1-0	0-0-0		HOME		1-0-0		1-0-0		2-0-0		
0-0-0		0-0-0	0-0-		AWAY		0-0-0		0-0-0		0-0-0		
0-0-0		0-0-0	0-0-0		NEUTRAL		0-0-0		0-0-0		0-0-0		
5-3-1		1-2-1	1-0-0		CONFERENCE		2-1-0		0-0-0		1-0-0		
3-0-1		0-0-1	1-0-0		HOME		1-0-0		0-0-0		1-0-0		
2-3-0		1-2-0	0-0-0		AWAY		1-1-0		0-0-0		0-0-0		
0-0-0		0-0-0	0-0-0		NEUTRAL		0-0-0		0-0-0		0-0-0		
RPI S	Opponent	Score	RPI S	Opponent	Score	RPI S	Opponent	Score	RPI S	Opponent	Score		
1 A	Virginia	2 3	34 H	Maryland	5 0	52 H	Illinois	4 1	128 H	Northwestern	4 1		
2 A	North Carolina	1 0				63 A	Miami (FL)	0 2	154 H	Pittsburgh	3 0		
3 H	UCLA	0 1				69 H	Syracuse	1 0	163 H	Oakland	4 0		
7 A	Virginia Tech	0 1				84 A	North Carolina St.	3 1	191 H	Detroit	4 0		
9 H	Wake Forest	1 1											
LAST 10 GAMES													
7 A	Virginia Tech	0 1	34 H	Maryland	5 0								
1 A	Virginia	2 3	69 H	Syracuse	1 0								
63 A	Miami (FL)	0 2	2 A	North Carolina	1 0								
9 H	Wake Forest	1 1	84 A	North Carolina St.	3 1								
154 H	Pittsburgh	3 0	191 H	Detroit	4 0								

Non-Div. I Games:

Notre Dame



Average RPI Win:		129	WON-LOST RECORD		WINNING PCT. RANK		LAST 10 GAMES		STRENGTH OF SCHEDULE		OPP. STRENGTH OF SCHEDULE		TEAM RPI		ADJ RPI		CONF. RPI		ADJ CONF. RPI					
DIV. I ONLY			11-2-2		.8		19		8-2-0		75		15		21		.62716		20		6		6	
DIV. I NON-CONF.			6-2-2		.7		64		3-2-0		121		5		52		.58813		51		7		7	
TOTALS		RPI 1-25		RPI 26-50		W-L RECORDS		RPI 51-100		RPI 101-150		RPI 150+												
11-2-2		0-1-1		1-1-1		OVERALL		3-0-0		3-0-0		4-0-0												
8-1-0		0-0-0		0-1-0		HOME		1-0-0		3-0-0		4-0-0												
2-0-2		0-0-1		1-0-1		AWAY		1-0-0		0-0-0		0-0-0												
1-1-0		0-1-0		0-0-0		NEUTRAL		1-0-0		0-0-0		0-0-0												
6-2-2		0-1-1		0-1-1		NON-CONFERENCE		1-0-0		1-0-0		4-0-0												
5-1-0		0-0-0		0-1-0		HOME		0-0-0		1-0-0		4-0-0												
0-0-2		0-0-1		0-1-		AWAY		0-0-0		0-0-0		0-0-0												
1-1-0		0-1-0		0-0-0		NEUTRAL		1-0-0		0-0-0		0-0-0												
5-0-0		0-0-0		1-0-0		CONFERENCE		2-0-0		2-0-0		0-0-0												
3-0-0		0-0-0		0-0-0		HOME		1-0-0		2-0-0		0-0-0												
2-0-0		0-0-0		1-0-0		AWAY		1-0-0		0-0-0		0-0-0												
0-0-0		0-0-0		0-0-0		NEUTRAL		0-0-0		0-0-0		0-0-0												
RPI	S	Opponent		Score		RPI	S	Opponent		Score		RPI	S	Opponent		Score								
2	N	North Carolina		2	4	27	H	Kentucky		2	4	51	A	Baylor		4	3	102	H	TCU		3	2	
5	A	Penn St.		2	2	32	A	Duke		1	1	54	H	Texas		2	1	115	H	Wright St.		4	1	
						45	A	Oklahoma St.		2	1	69	N	Syracuse		2	1	130	H	Iowa St.		2	0	
																		169	H	Central Mich.		4	0	
																		187	H	Richmond		2	0	
																		232	H	Morehead St.		2	0	
																		263	H	Eastern Ky.		4	0	

Non-Div. I Games:

West Virginia



Average RPI Win:	106	WON-LOST RECORD	WINNING PCT. RANK	LAST 10 GAMES	STRENGTH OF SCHEDULE	OPP. STRENGTH OF SCHEDULE	TEAM RPI	ADJ RPI	CONF. RPI	ADJ CONF. RPI					
DIV. I ONLY		9-4-1	.67857	60	5-4-1	17	62	20	.6267	21	2	2			
DIV. I NON-CONF.		7-1-0	.875	18	3-1-0	23	158	10	.66107	10	3	3			
<hr/>															
TOTALS	RPI 1-25	RPI 26-50		W-L RECORDS		RPI 51-100		RPI 101-150		RPI 150+					
9-4-1	2-0-0	1-2-1		OVERALL		1-1-0		3-1-0		2-0-0					
6-0-1	1-0-0	1-0-1		HOME		1-0-0		1-0-0		2-0-0					
3-4-0	1-0-0	0-2-0		AWAY		0-1-0		2-1-0		0-0-0					
0-0-0	0-0-0	0-0-0		NEUTRAL		0-0-0		0-0-0		0-0-0					
7-1-0	0-0-0	1-1-0		NON-CONFERENCE		1-0-0		3-0-0		2-0-0					
5-0-0	0-0-0	1-0-0		HOME		1-0-0		1-0-0		2-0-0					
2-1-0	0-0-0	0-0-		AWAY		0-0-0		2-0-0		0-0-0					
0-0-0	0-0-0	0-0-0		NEUTRAL		0-0-0		0-0-0		0-0-0					
2-3-1	2-0-0	0-1-1		CONFERENCE		0-1-0		0-1-0		0-0-0					
1-0-1	1-0-0	0-0-1		HOME		0-0-0		0-0-0		0-0-0					
1-3-0	1-0-0	0-1-0		AWAY		0-1-0		0-1-0		0-0-0					
0-0-0	0-0-0	0-0-0		NEUTRAL		0-0-0		0-0-0		0-0-0					
RPI	S	Opponent	Score	RPI	S	Opponent	Score	RPI	S	Opponent	Score				
5	H	Penn St.	1 0	31	A	Florida	0 2	59	H	LSU	2 1	103	H	Illinois St.	4 0
10	A	Michigan	1 0	37	H	Ole Miss	2 1	75	A	Michigan St.	0 3	108	A	Jacksonville	3 0
				42	A	Indiana	0 1					128	A	Northwestern	0 2
				50	H	Ohio St.	0 0					130	A	Iowa St.	1 0
												246	H	Toledo	2 1
												256	H	North Dakota St.	4 1
LAST 10 GAMES															
				128	A	Northwestern	0 2	42	A	Indiana	0 1				
				5	H	Penn St.	1 0	108	A	Jacksonville	3 0				
				50	H	Ohio St.	0 0	31	A	Florida	0 2				
				10	A	Michigan	1 0	37	H	Ole Miss	2 1				
				75	A	Michigan St.	0 3	59	H	LSU	2 1				

Non-Div. I Games:

Minnesota



Average RPI Win: 143		WON-LOST RECORD		WINNING PCT. RANK		LAST 10 GAMES		STRENGTH OF SCHEDULE		OPP. STRENGTH OF SCHEDULE		TEAM RPI		ADJ RPI		CONF. RPI		ADJ CONF. RPI	
DIV. I ONLY		11-2-1		.82143 15		7-2-1		84		36		22		.62386 22		7		7	
DIV. I NON-CONF.		7-1-1		.83333 26		3-1-1		64		30		22		.63392 23		6		6	
TOTALS		RPI 1-25		RPI 26-50		W-L RECORDS		RPI 51-100		RPI 101-150		RPI 150+							
11-2-1		0-1-1		0-1-0		OVERALL		3-0-0		4-0-0		4-0-0							
9-0-0		0-0-0		0-0-0		HOME		3-0-0		3-0-0		3-0-0							
2-2-0		0-1-0		0-1-0		AWAY		0-0-0		1-0-0		1-0-0							
0-0-1		0-0-1		0-0-0		NEUTRAL		0-0-0		0-0-0		0-0-0							
7-1-1		0-1-1		0-0-0		NON-CONFERENCE		2-0-0		2-0-0		3-0-0							
6-0-0		0-0-0		0-0-0		HOME		2-0-0		2-0-0		2-0-0							
1-1-0		0-1-0		0-0-		AWAY		0-0-0		0-0-0		1-0-0							
0-0-1		0-0-1		0-0-0		NEUTRAL		0-0-0		0-0-0		0-0-0							
4-1-0		0-0-0		0-1-0		CONFERENCE		1-0-0		2-0-0		1-0-0							
3-0-0		0-0-0		0-0-0		HOME		1-0-0		1-0-0		1-0-0							
1-1-0		0-0-0		0-1-0		AWAY		0-0-0		1-0-0		0-0-0							
0-0-0		0-0-0		0-0-0		NEUTRAL		0-0-0		0-0-0		0-0-0							
RPI S	Opponent		Score		RPI S	Opponent		Score		RPI S	Opponent		Score		RPI S	Opponent		Score	
1 A	Virginia		0	6	29 A	Louisville		1	4	60 H	Memphis		3	2	104 H	Princeton		5	1
18 N	William & Mary		1	1						70 H	Villanova		2	1	106 H	SMU		1	0
										79 H	Delaware		1	0	110 A	Cincinnati		1	0
															123 H	Drexel		1	0
															199 A	Army		3	2
															227 H	Fordham		3	0
															233 H	Houston		1	0
															257 H	Bryant		4	0
LAST 10 GAMES																			
					106 H	SMU		1	0	70 H	Villanova		2	1					
					233 H	Houston		1	0	104 H	Princeton		5	1					
					60 H	Memphis		3	2	257 H	Bryant		4	0					
					29 A	Louisville		1	4	18 N	William & Mary		1	1					
					110 A	Cincinnati		1	0	1 A	Virginia		0	6					

Non-Div. I Games:

Rutgers



Average RPI Win:		146	WON-LOST RECORD		WINNING PCT. RANK		LAST 10 GAMES		STRENGTH OF SCHEDULE		OPP. STRENGTH OF SCHEDULE		TEAM RPI		ADJ RPI		CONF. RPI		ADJ CONF. RPI		
DIV. I ONLY			9-1-4		.78571		23		61		47		24		.62371		23		3		
DIV. I NON-CONF.			7-0-2		.88889		14		126		49		34		.62036		33		2		
TOTALS		RPI 1-25		RPI 26-50		W-L RECORDS		RPI 51-100		RPI 101-150		RPI 150+									
9-1-4		0-1-1		1-0-2		OVERALL		2-0-1		1-0-0		5-0-0									
5-1-1		0-1-0		1-0-0		HOME		1-0-1		0-0-0		3-0-0									
2-0-3		0-0-1		0-0-2		AWAY		1-0-0		0-0-0		1-0-0									
2-0-0		0-0-0		0-0-0		NEUTRAL		0-0-0		1-0-0		1-0-0									
7-0-2		0-0-1		0-0-1		NON-CONFERENCE		1-0-0		1-0-0		5-0-0									
3-0-0		0-0-0		0-0-0		HOME		0-0-0		0-0-0		3-0-0									
2-0-2		0-0-1		0-1-		AWAY		1-0-0		0-0-0		1-0-0									
2-0-0		0-0-0		0-0-0		NEUTRAL		0-0-0		1-0-0		1-0-0									
2-1-2		0-1-0		1-0-1		CONFERENCE		1-0-1		0-0-0		0-0-0									
2-1-1		0-1-0		1-0-0		HOME		1-0-1		0-0-0		0-0-0									
0-0-1		0-0-0		0-0-1		AWAY		0-0-0		0-0-0		0-0-0									
0-0-0		0-0-0		0-0-0		NEUTRAL		0-0-0		0-0-0		0-0-0									
RPI	S	Opponent		Score		RPI	S	Opponent		Score		RPI	S	Opponent		Score					
3	H	UCLA		0 1		38	A	Pepperdine		1 1		72	A	UC Irvine		3 1		117	N	Harvard	2 1
13	A	Santa Clara		1 1		43	A	Utah		0 0		85	H	Southern California		1 1		159	A	San Francisco	3 0
						49	H	Arizona St.		2 1		100	H	Arizona		2 1		161	H	St. Mary's (CA)	4 2
																		174	N	UC Davis	4 0
																		191	H	Detroit	2 1
																		292	H	San Jose St.	3 0
LAST 10 GAMES																					
		3 H UCLA		0 1				43 A Utah		0 0											
		85 H Southern California		1 1				161 H St. Mary's (CA)		4 2											
		100 H Arizona		2 1				13 A Santa Clara		1 1											
		49 H Arizona St.		2 1				174 N UC Davis		4 0											
		159 A San Francisco		3 0				117 N Harvard		2 1											

Non-Div. I Games:

California



Average RPI Win:		78	WON-LOST RECORD		WINNING PCT. RANK		LAST 10 GAMES		STRENGTH OF SCHEDULE		OPP. STRENGTH OF SCHEDULE		TEAM RPI		ADJ RPI		CONF. RPI		ADJ CONF. RPI					
DIV. I ONLY			7-5-2		.57143		116		4-4-2		4		61		26		.62347		24		4		4	
DIV. I NON-CONF.			5-2-1		.6875		69		2-1-1		18		64		25		.63123		25		4		4	
TOTALS		RPI 1-25			RPI 26-50			W-L RECORDS			RPI 51-100			RPI 101-150			RPI 150+							
7-5-2		1-1-0			2-1-0			OVERALL			2-2-2			1-1-0			1-0-0							
5-1-1		0-1-0			2-0-0			HOME			2-0-1			1-0-0			0-0-0							
2-4-1		1-0-0			0-1-0			AWAY			0-2-1			0-1-0			1-0-0							
0-0-0		0-0-0			0-0-0			NEUTRAL			0-0-0			0-0-0			0-0-0							
5-2-1		1-0-0			1-0-0			NON-CONFERENCE			1-1-1			1-1-0			1-0-0							
3-0-1		0-0-0			1-0-0			HOME			1-0-1			1-0-0			0-0-0							
2-2-0		1-0-0			0-0-			AWAY			0-1-0			0-1-0			1-0-0							
0-0-0		0-0-0			0-0-0			NEUTRAL			0-0-0			0-0-0			0-0-0							
2-3-1		0-1-0			1-1-0			CONFERENCE			1-1-1			0-0-0			0-0-0							
2-1-0		0-1-0			1-0-0			HOME			1-0-0			0-0-0			0-0-0							
0-2-1		0-0-0			0-1-0			AWAY			0-1-1			0-0-0			0-0-0							
0-0-0		0-0-0			0-0-0			NEUTRAL			0-0-0			0-0-0			0-0-0							
RPI	S	Opponent			Score			RPI	S	Opponent			Score			RPI	S	Opponent			Score			
11	H	South Carolina			0 1			27	A	Kentucky			1 4			53	H	Texas A&M			1 0			
12	A	UCF			2 1			36	H	James Madison			2 0			59	A	LSU			1 1			
							37	H	Ole Miss			3 0			61	A	Samford			0 1				
														73	A	Alabama			2 4					
														77	H	Western Ky.			0 0					
														90	H	Dayton			2 0					
LAST 10 GAMES																								
							27	A	Kentucky			1 4			53	H	Texas A&M			1 0				
							11	H	South Carolina			0 1			77	H	Western Ky.			0 0				
							37	H	Ole Miss			3 0			135	A	Middle Tenn.			0 1				
							73	A	Alabama			2 4			194	A	Mercer			2 0				
							59	A	LSU			1 1			90	H	Dayton			2 0				

Non-Div. I Games:

Tennessee



Average RPI Win:		144	WON-LOST RECORD		WINNING PCT. RANK		LAST 10 GAMES		STRENGTH OF SCHEDULE		OPP. STRENGTH OF SCHEDULE		TEAM RPI		ADJ RPI		CONF. RPI		ADJ CONF. RPI				
Average RPI Loss:		9																					
DIV. I ONLY			11-1-1		.88462 6		9-1-0		133		24		28		.62327 25		8		8				
DIV. I NON-CONF.			8-1-1		.85 25		6-1-0		91		8		24		.63481 21		8		8				
TOTALS		RPI 1-25		RPI 26-50		W-L RECORDS		RPI 51-100		RPI 101-150		RPI 150+											
11-1-1		1-1-1		2-0-0		OVERALL		1-0-0		2-0-0		5-0-0											
5-1-0		1-1-0		0-0-0		HOME		0-0-0		1-0-0		3-0-0											
6-0-1		0-0-1		2-0-0		AWAY		1-0-0		1-0-0		2-0-0											
0-0-0		0-0-0		0-0-0		NEUTRAL		0-0-0		0-0-0		0-0-0											
8-1-1		1-1-1		1-0-0		NON-CONFERENCE		1-0-0		2-0-0		3-0-0											
5-1-0		1-1-0		0-0-0		HOME		0-0-0		1-0-0		3-0-0											
3-0-1		0-0-1		1-0-		AWAY		1-0-0		1-0-0		0-0-0											
0-0-0		0-0-0		0-0-0		NEUTRAL		0-0-0		0-0-0		0-0-0											
3-0-0		0-0-0		1-0-0		CONFERENCE		0-0-0		0-0-0		2-0-0											
0-0-0		0-0-0		0-0-0		HOME		0-0-0		0-0-0		0-0-0											
3-0-0		0-0-0		1-0-0		AWAY		0-0-0		0-0-0		2-0-0											
0-0-0		0-0-0		0-0-0		NEUTRAL		0-0-0		0-0-0		0-0-0											
RPI	S	Opponent		Score		RPI	S	Opponent		Score		RPI	S	Opponent		Score		RPI	S	Opponent		Score	
4	H	Marquette		1	0	38	A	Pepperdine		3	1	95	A	Oregon		2	1	119	H	Missouri		3	2
9	H	Wake Forest		2	3	45	A	Washington		3	0							142	A	San Diego St.		2	1
15	A	Stanford		1	1													169	H	Central Mich.		1	0
																		211	A	Loyola Marymount		2	0
																		225	H	Wyoming		4	2
																		252	H	Nevada		2	0
																		287	A	Pacific		1	0
LAST 10 GAMES																							
						38	A	Pepperdine		3	1	142	A	San Diego St.		2	1						
						211	A	Loyola Marymount		2	0	119	H	Missouri		3	2						
						287	A	Pacific		1	0	252	H	Nevada		2	0						
						45	A	Washington		3	0	9	H	Wake Forest		2	3						
						225	H	Wyoming		4	2	169	H	Central Mich.		1	0						

Non-Div. I Games:

Portland



Average RPI Win:		126	WON-LOST RECORD		WINNING PCT. RANK		LAST 10 GAMES		STRENGTH OF SCHEDULE		OPP. STRENGTH OF SCHEDULE		TEAM RPI		ADJ RPI		CONF. RPI		ADJ CONF. RPI	
DIV. I ONLY			11-3-0		.78571 23		7-3-0		65		27		23		.62318 26		3		3	
DIV. I NON-CONF.			8-1-0		.88889 14		4-1-0		50		69		13		.65027 14		2		2	
TOTALS		RPI 1-25		RPI 26-50		W-L RECORDS		RPI 51-100		RPI 101-150		RPI 150+								
11-3-0		1-2-0		1-1-0		OVERALL		2-0-0		4-0-0		3-0-0								
7-1-0		1-1-0		0-0-0		HOME		1-0-0		3-0-0		2-0-0								
1-2-0		0-1-0		1-1-0		AWAY		0-0-0		0-0-0		0-0-0								
3-0-0		0-0-0		0-0-0		NEUTRAL		1-0-0		1-0-0		1-0-0								
8-1-0		1-1-0		0-0-0		NON-CONFERENCE		1-0-0		3-0-0		3-0-0								
5-0-0		1-0-0		0-0-0		HOME		0-0-0		2-0-0		2-0-0								
0-1-0		0-1-0		0-0-		AWAY		0-0-0		0-0-0		0-0-0								
3-0-0		0-0-0		0-0-0		NEUTRAL		1-0-0		1-0-0		1-0-0								
3-2-0		0-1-0		1-1-0		CONFERENCE		1-0-0		1-0-0		0-0-0								
2-1-0		0-1-0		0-0-0		HOME		1-0-0		1-0-0		0-0-0								
1-1-0		0-0-0		1-1-0		AWAY		0-0-0		0-0-0		0-0-0								
0-0-0		0-0-0		0-0-0		NEUTRAL		0-0-0		0-0-0		0-0-0								
RPI	S	Opponent		Score		RPI	S	Opponent		Score		RPI	S	Opponent		Score				
14	A	Denver		0	3	28	A	Washington St.		0	3	73	N	Alabama		1	0			
15	H	Stanford		0	2	45	A	Washington		1	0	95	H	Oregon		1	0			
16	H	Colorado Col.		1	0															
											</									

Non-Div. I Games:

Colorado



Average RPI Win: 123		WON-LOST RECORD	WINNING PCT. RANK	LAST 10 GAMES	STRENGTH OF SCHEDULE	OPP. STRENGTH OF SCHEDULE	TEAM RPI	ADJ RPI	CONF. RPI	ADJ CONF. RPI							
Average RPI Loss: 22																	
DIV. I ONLY		11-2-1	.82143	15	9-1-0	96	18	29	.6224	27	4	4					
DIV. I NON-CONF.		6-1-1	.8125	29	4-0-0	62	47	27	.62923	26	4	4					
<hr/>																	
TOTALS		RPI 1-25		RPI 26-50		W-L RECORDS		RPI 51-100		RPI 101-150		RPI 150+					
11-2-1		2-1-0		2-1-1		OVERALL		2-0-0		1-0-0		4-0-0					
6-1-1		1-0-0		2-1-1		HOME		1-0-0		0-0-0		2-0-0					
5-1-0		1-1-0		0-0-0		AWAY		1-0-0		1-0-0		2-0-0					
0-0-0		0-0-0		0-0-0		NEUTRAL		0-0-0		0-0-0		0-0-0					
6-1-1		1-1-0		1-0-1		NON-CONFERENCE		1-0-0		0-0-0		3-0-0					
4-0-1		0-0-0		1-0-1		HOME		1-0-0		0-0-0		2-0-0					
2-1-0		1-1-0		0-0-		AWAY		0-0-0		0-0-0		1-0-0					
0-0-0		0-0-0		0-0-0		NEUTRAL		0-0-0		0-0-0		0-0-0					
5-1-0		1-0-0		1-1-0		CONFERENCE		1-0-0		1-0-0		1-0-0					
2-1-0		1-0-0		1-1-0		HOME		0-0-0		0-0-0		0-0-0					
3-0-0		0-0-0		0-0-0		AWAY		1-0-0		1-0-0		1-0-0					
0-0-0		0-0-0		0-0-0		NEUTRAL		0-0-0		0-0-0		0-0-0					
RPI	S	Opponent		Score		RPI	S	Opponent		Score		RPI	S	Opponent		Score	
9	A	Wake Forest		1	3	29	H	Louisville		2	0	90	H	Dayton		3	1
20	A	West Virginia		4	2	35	H	Arkansas		0	3	92	A	Auburn		1	0
24	H	Tennessee		4	1	40	H	Georgia		1	0						
						43	H	Utah		0	0						



Average RPI Win:	135	WON-LOST RECORD	WINNING PCT. RANK	LAST 10 GAMES	STRENGTH OF SCHEDULE	OPP. STRENGTH OF SCHEDULE	TEAM RPI	ADJ RPI	CONF. RPI	ADJ CONF. RPI		
DIV. I ONLY		9-2-3	.75	34	6-2-2	43	75	27	.62107	28	3	3
DIV. I NON-CONF.		7-0-2	.88889	14	4-0-1	71	134	23	.63228	24	2	2
<hr/>												
TOTALS	RPI 1-25	RPI 26-50		W-L RECORDS		RPI 51-100		RPI 101-150		RPI 150+		
9-2-3	0-1-0	1-1-1		OVERALL		4-0-2		2-0-0		2-0-0		
4-1-0	0-0-0	1-1-0		HOME		0-0-0		1-0-0		2-0-0		
4-1-3	0-1-0	0-0-1		AWAY		4-0-2		0-0-0		0-0-0		
1-0-0	0-0-0	0-0-0		NEUTRAL		0-0-0		1-0-0		0-0-0		
7-0-2	0-0-0	0-0-1		NON-CONFERENCE		3-0-1		2-0-0		2-0-0		
3-0-0	0-0-0	0-0-0		HOME		0-0-0		1-0-0		2-0-0		
3-0-2	0-0-0	0-1-		AWAY		3-0-1		0-0-0		0-0-0		
1-0-0	0-0-0	0-0-0		NEUTRAL		0-0-0		1-0-0		0-0-0		
2-2-1	0-1-0	1-1-0		CONFERENCE		1-0-1		0-0-0		0-0-0		
1-1-0	0-0-0	1-1-0		HOME		0-0-0		0-0-0		0-0-0		
1-1-1	0-1-0	0-0-0		AWAY		1-0-1		0-0-0		0-0-0		
0-0-0	0-0-0	0-0-0		NEUTRAL		0-0-0		0-0-0		0-0-0		
RPI S	Opponent	Score	RPI S	Opponent	Score	RPI S	Opponent	Score	RPI S	Opponent	Score	
3	A UCLA	0 2	26	H Colorado	3 0	72	A UC Irvine	4 0	109	N Weber St.	1 0	
			43	H Utah	3 4	85	A Southern California	2 0	148	H UNLV	2 0	
			45	A Oklahoma St.	2 2	91	A Seattle	3 1	282	H Eastern Wash.	1 0	
						95	A Oregon	0 0	306	H Idaho	5 0	
						96	A Cal St. Fullerton	1 0				
						99	A Boise St.	0 0				
<hr/>												
			LAST 10 GAMES									
			43	H Utah	3 4	72	A UC Irvine	4 0				
			26	H Colorado	3 0	96	A Cal St. Fullerton	1 0				
			85	A Southern California	2 0	45	A Oklahoma St.	2 2				
			3	A UCLA	0 2	148	H UNLV	2 0				
			95	A Oregon	0 0	109	N Weber St.	1 0				

Non-Div. I Games:

Washington St.



Average RPI Win: 130		WON-LOST	WINNING	LAST 10	STRENGTH OF	OPP. STRENGTH	TEAM	ADJ	CONF.	ADJ CONF.							
Average RPI Loss: 24		RECORD	PCT. RANK	GAMES	SCHEDULE	OF SCHEDULE	RPI	RPI	RPI	RPI							
DIV. I ONLY		9-4-1	.67857	60	8-2-0	28	30	25	.6203	29	7	7					
DIV. I NON-CONF.		4-3-1	.5625	130	3-1-0	35	27	51	.58663	52	6	6					
<hr/>																	
TOTALS		RPI 1-25		RPI 26-50		W-L RECORDS		RPI 51-100		RPI 101-150		RPI 150+					
9-4-1		1-2-1		0-1-0		OVERALL		3-1-0		2-0-0		3-0-0					
6-2-0		1-1-0		0-0-0		HOME		3-1-0		0-0-0		2-0-0					
3-2-0		0-1-0		0-1-0		AWAY		0-0-0		2-0-0		1-0-0					
0-0-1		0-0-1		0-0-0		NEUTRAL		0-0-0		0-0-0		0-0-0					
4-3-1		0-1-1		0-1-0		NON-CONFERENCE		1-1-0		1-0-0		2-0-0					
3-1-0		0-0-0		0-0-0		HOME		1-1-0		0-0-0		2-0-0					
1-2-0		0-1-0		0-0-		AWAY		0-0-0		1-0-0		0-0-0					
0-0-1		0-0-1		0-0-0		NEUTRAL		0-0-0		0-0-0		0-0-0					
5-1-0		1-1-0		0-0-0		CONFERENCE		2-0-0		1-0-0		1-0-0					
3-1-0		1-1-0		0-0-0		HOME		2-0-0		0-0-0		0-0-0					
2-0-0		0-0-0		0-0-0		AWAY		0-0-0		1-0-0		1-0-0					
0-0-0		0-0-0		0-0-0		NEUTRAL		0-0-0		0-0-0		0-0-0					
RPI	S	Opponent		Score		RPI	S	Opponent		Score		RPI	S	Opponent		Score	
4	A	Marquette		2	3	27	A	Kentucky		0	2	52	H	Illinois		4	5
7	N	Virginia Tech		1	1							60	H	Memphis		3	2
12	H	UCF		0	1							68	H	South Fla.		3	0
22	H	Rutgers		4	1							82	H	Butler		2	0

Non-Div. I Games:

Louisville



Average RPI Win:		71	WON-LOST RECORD		WINNING PCT. RANK	LAST 10 GAMES		STRENGTH OF SCHEDULE		OPP. STRENGTH OF SCHEDULE	TEAM RPI	ADJ RPI	CONF. RPI	ADJ CONF. RPI
Average RPI Loss:		18												
DIV. I ONLY			7-7-0		.5	142		5-5-0		3	8	30	.61941	30
DIV. I NON-CONF.			3-2-0		.6	111		1-0-0		6	32	20	.63475	22
TOTALS		RPI 1-25		RPI 26-50		W-L RECORDS		RPI 51-100		RPI 101-150		RPI 150+		
7-7-0		1-5-0		3-2-0		OVERALL		1-0-0		1-0-0		1-0-0		
4-5-0		1-4-0		3-1-0		HOME		0-0-0		0-0-0		0-0-0		
3-2-0		0-1-0		0-1-0		AWAY		1-0-0		1-0-0		1-0-0		
0-0-0		0-0-0		0-0-0		NEUTRAL		0-0-0		0-0-0		0-0-0		
3-2-0		0-1-0		2-1-0		NON-CONFERENCE		0-0-0		1-0-0		0-0-0		
2-2-0		0-1-0		2-1-0		HOME		0-0-0		0-0-0		0-0-0		
1-0-0		0-0-0		0-0-		AWAY		0-0-0		1-0-0		0-0-0		
0-0-0		0-0-0		0-0-0		NEUTRAL		0-0-0		0-0-0		0-0-0		
4-5-0		1-4-0		1-1-0		CONFERENCE		1-0-0		0-0-0		1-0-0		
2-3-0		1-3-0		1-0-0		HOME		0-0-0		0-0-0		0-0-0		
2-2-0		0-1-0		0-1-0		AWAY		1-0-0		0-0-0		1-0-0		
0-0-0		0-0-0		0-0-0		NEUTRAL		0-0-0		0-0-0		0-0-0		
RPI	S	Opponent	Score		RPI	S	Opponent	Score		RPI	S	Opponent	Score	
1	H	Virginia	1	2	32	H	Duke	4	1	84	A	North Carolina St.	3	2
2	H	North Carolina	0	1	41	H	Boston U.	1	0	127	A	Hofstra	6	5
7	H	Virginia Tech	0	1	44	A	Clemson	1	2	154	A	Pittsburgh	3	0
8	A	Florida St.	3	4	48	H	Connecticut	0	1					
9	H	Wake Forest	1	0	50	H	Ohio St.	1	0					
15	H	Stanford	1	2										
LAST 10 GAMES														
		2 H North Carolina	0	1			7 H Virginia Tech	0	1					
		32 H Duke	4	1			1 H Virginia	1	2					
		8 A Florida St.	3	4			44 A Clemson	1	2					
		84 A North Carolina St.	3	2			154 A Pittsburgh	3	0					
		9 H Wake Forest	1	0			50 H Ohio St.	1	0					

Non-Div. I Games:

Boston College







Average RPI Win: 114		WON-LOST	WINNING	LAST 10	STRENGTH OF	OPP. STRENGTH	TEAM	ADJ	CONF.	ADJ CONF.					
Average RPI Loss: 10		RECORD	PCT. RANK	GAMES	SCHEDULE	OF SCHEDULE	RPI	RPI	RPI	RPI					
DIV. I ONLY		5-6-3	.46429	175	2-5-3	1	17	31	.61702	32	1	1			
DIV. I NON-CONF.		3-2-1	.58333	125	0-1-1	1	92	17	.64325	17	1	1			
<hr/>															
TOTALS		RPI 1-25	RPI 26-50		W-L RECORDS		RPI 51-100		RPI 101-150		RPI 150+				
5-6-3		0-5-2	1-1-0		OVERALL		2-0-1		0-0-0		2-0-0				
1-3-2		0-3-2	0-0-0		HOME		1-0-0		0-0-0		0-0-0				
2-3-1		0-2-0	1-1-0		AWAY		1-0-1		0-0-0		0-0-0				
2-0-0		0-0-0	0-0-0		NEUTRAL		0-0-0		0-0-0		2-0-0				
3-2-1		0-2-1	0-0-0		NON-CONFERENCE		1-0-0		0-0-0		2-0-0				
0-1-1		0-1-1	0-0-0		HOME		0-0-0		0-0-0		0-0-0				
1-1-0		0-1-0	0-0-		AWAY		1-0-0		0-0-0		0-0-0				
2-0-0		0-0-0	0-0-0		NEUTRAL		0-0-0		0-0-0		2-0-0				
2-4-2		0-3-1	1-1-0		CONFERENCE		1-0-1		0-0-0		0-0-0				
1-2-1		0-2-1	0-0-0		HOME		1-0-0		0-0-0		0-0-0				
1-2-1		0-1-0	1-1-0		AWAY		0-0-1		0-0-0		0-0-0				
0-0-0		0-0-0	0-0-0		NEUTRAL		0-0-0		0-0-0		0-0-0				
RPI	S	Opponent	Score	RPI	S	Opponent	Score	RPI	S	Opponent	Score	RPI	S	Opponent	Score
1	H	Virginia	2 3	30	A	Boston College	1 4	53	A	Texas A&M	1 0	192	N	Kennesaw St.	1 0
3	H	UCLA	1 2	34	A	Maryland	2 1	63	H	Miami (FL)	3 0	226	N	New Mexico	1 0
7	H	Virginia Tech	1 1					69	A	Syracuse	2 2				
8	H	Florida St.	1 2												
9	A	Wake Forest	1 3												
11	A	South Carolina	0 1												
20	H	West Virginia	1 1												
<hr/>															
LAST 10 GAMES															
				34	A	Maryland	2 1	9	A	Wake Forest	1 3				
				30	A	Boston College	1 4	8	H	Florida St.	1 2				
				7	H	Virginia Tech	1 1	63	H	Miami (FL)	3 0				
				1	H	Virginia	2 3	3	H	UCLA	1 2				
				69	A	Syracuse	2 2	20	H	West Virginia	1 1				

Non-Div. I Games:

Duke



Average RPI Win: 79		WON-LOST RECORD		WINNING PCT. RANK		LAST 10 GAMES		STRENGTH OF SCHEDULE		OPP. STRENGTH OF SCHEDULE		TEAM RPI		ADJ RPI		CONF. RPI		ADJ CONF. RPI	
DIV. I ONLY		7-4-1		.625 89		5-4-1		30		22		33		.61544 33		8		8	
DIV. I NON-CONF.		6-3-1		.65 88		4-3-1		25		11		32		.62571 28		8		8	
TOTALS		RPI 1-25		RPI 26-50		W-L RECORDS		RPI 51-100		RPI 101-150		RPI 150+							
7-4-1		1-2-0		1-0-0		OVERALL		3-2-1		1-0-0		1-0-0							
4-2-0		1-1-0		1-0-0		HOME		1-1-0		1-0-0		0-0-0							
3-2-1		0-1-0		0-0-0		AWAY		2-1-1		0-0-0		1-0-0							
0-0-0		0-0-0		0-0-0		NEUTRAL		0-0-0		0-0-0		0-0-0							
6-3-1		1-1-0		1-0-0		NON-CONFERENCE		3-2-1		1-0-0		0-0-0							
4-2-0		1-1-0		1-0-0		HOME		1-1-0		1-0-0		0-0-0							
2-1-1		0-0-0		0-0-		AWAY		2-1-1		0-0-0		0-0-0							
0-0-0		0-0-0		0-0-0		NEUTRAL		0-0-0		0-0-0		0-0-0							
1-1-0		0-1-0		0-0-0		CONFERENCE		0-0-0		0-0-0		1-0-0							
0-0-0		0-0-0		0-0-0		HOME		0-0-0		0-0-0		0-0-0							
1-1-0		0-1-0		0-0-0		AWAY		0-0-0		0-0-0		1-0-0							
0-0-0		0-0-0		0-0-0		NEUTRAL		0-0-0		0-0-0		0-0-0							
RPI	S	Opponent		Score		RPI	S	Opponent		Score		RPI	S	Opponent		Score			
13	A	Santa Clara		1	2	43	H	Utah		1	0	51	A	Baylor		2	1		
14	H	Denver		0	1							59	A	LSU		4	2		
17	H	Nebraska		3	0							72	H	UC Irvine		0	1		
												78	A	Long Beach St.		0	1		
												95	A	Oregon		0	0		
												96	H	Cal St. Fullerton		3	1		
LAST 10 GAMES																			
						13	A	Santa Clara		1	2	126	H	Oklahoma		3	2		
						159	A	San Francisco		2	0	72	H	UC Irvine		0	1		
						51	A	Baylor		2	1	95	A	Oregon		0	0		
						14	H	Denver		0	1	43	H	Utah		1	0		
						78	A	Long Beach St.		0	1	59	A	LSU		4	2		

Non-Div. I Games:

BYU



Average RPI Win: 97		WON-LOST RECORD		WINNING PCT. RANK		LAST 10 GAMES		STRENGTH OF SCHEDULE		OPP. STRENGTH OF SCHEDULE		TEAM RPI		ADJ RPI		CONF. RPI		ADJ CONF. RPI	
DIV. I ONLY		7-7-0		.5 142		3-7-0		9		4		36		.60851 34		1		1	
DIV. I NON-CONF.		4-2-0		.66667 80		0-2-0		37		22		35		.61369 36		1		1	
TOTALS		RPI 1-25		RPI 26-50		W-L RECORDS		RPI 51-100		RPI 101-150		RPI 150+							
7-7-0		1-6-0		1-1-0		OVERALL		3-0-0		0-0-0		2-0-0							
6-2-0		1-1-0		0-1-0		HOME		3-0-0		0-0-0		2-0-0							
1-5-0		0-5-0		1-0-0		AWAY		0-0-0		0-0-0		0-0-0							
0-0-0		0-0-0		0-0-0		NEUTRAL		0-0-0		0-0-0		0-0-0							
4-2-0		0-2-0		0-0-0		NON-CONFERENCE		2-0-0		0-0-0		2-0-0							
4-0-0		0-0-0		0-0-0		HOME		2-0-0		0-0-0		2-0-0							
0-2-0		0-2-0		0-0-		AWAY		0-0-0		0-0-0		0-0-0							
0-0-0		0-0-0		0-0-0		NEUTRAL		0-0-0		0-0-0		0-0-0							
3-5-0		1-4-0		1-1-0		CONFERENCE		1-0-0		0-0-0		0-0-0							
2-2-0		1-1-0		0-1-0		HOME		1-0-0		0-0-0		0-0-0							
1-3-0		0-3-0		1-0-0		AWAY		0-0-0		0-0-0		0-0-0							
0-0-0		0-0-0		0-0-0		NEUTRAL		0-0-0		0-0-0		0-0-0							
RPI	S	Opponent		Score		RPI	S	Opponent		Score		RPI	S	Opponent		Score			
1	A	Virginia		0 1		32	H	Duke		1 2		57	H	Navy		2 0			
2	A	North Carolina		1 3		44	A	Clemson		2 1		70	H	Villanova		4 2			
7	H	Virginia Tech		0 2								84	H	North Carolina St.		3 0			
9	H	Wake Forest		1 0															
13	A	Santa Clara		0 1															
15	A	Stanford		0 3															
19	A	Notre Dame		0 5															
LAST 10 GAMES																			
		32 H Duke		1 2				9 H Wake Forest		1 0									
		2 A North Carolina		1 3				7 H Virginia Tech		0 2									
		84 H North Carolina St.		3 0				44 A Clemson		2 1									
		1 A Virginia		0 1				15 A Stanford		0 3									
		19 A Notre Dame		0 5				13 A Santa Clara		0 1									

Non-Div. I Games:

Maryland



Average RPI Win: 112		WON-LOST	WINNING	LAST 10	STRENGTH OF		OPP. STRENGTH	TEAM	ADJ	CONF.	ADJ CONF.				
Average RPI Loss: 52		RECORD	PCT. RANK	GAMES	SCHEDULE		OF SCHEDULE	RPI	RPI	RPI	RPI				
DIV. I ONLY		9-5-0	.64286	80	5-5-0		34	49	37	.60796	35	4	4		
DIV. I NON-CONF.		7-1-0	.875	18	3-1-0		92	26	21	.63483	20	4	4		
TOTALS		RPI 1-25	RPI 26-50		W-L RECORDS		RPI 51-100		RPI 101-150		RPI 150+				
9-5-0		1-1-0	1-1-0		OVERALL		2-2-0		2-1-0		3-0-0				
6-2-0		1-0-0	0-1-0		HOME		1-1-0		2-0-0		2-0-0				
3-3-0		0-1-0	1-0-0		AWAY		1-1-0		0-1-0		1-0-0				
0-0-0		0-0-0	0-0-0		NEUTRAL		0-0-0		0-0-0		0-0-0				
7-1-0		1-0-0	0-0-0		NON-CONFERENCE		2-0-0		2-1-0		2-0-0				
5-0-0		1-0-0	0-0-0		HOME		1-0-0		2-0-0		1-0-0				
2-1-0		0-0-0	0-0-		AWAY		1-0-0		0-1-0		1-0-0				
0-0-0		0-0-0	0-0-0		NEUTRAL		0-0-0		0-0-0		0-0-0				
2-4-0		0-1-0	1-1-0		CONFERENCE		0-2-0		0-0-0		1-0-0				
1-2-0		0-0-0	0-1-0		HOME		0-1-0		0-0-0		1-0-0				
1-2-0		0-1-0	1-0-0		AWAY		0-1-0		0-0-0		0-0-0				
0-0-0		0-0-0	0-0-0		NEUTRAL		0-0-0		0-0-0		0-0-0				
RPI S	Opponent	Score		RPI S	Opponent	Score		RPI S	Opponent	Score		RPI S	Opponent	Score	
11 A	South Carolina	0	1	27 A	Kentucky	3	0	53 A	Texas A&M	3	4	102 A	TCU	1	2
17 H	Nebraska	2	1	37 H	Ole Miss	1	2	59 H	LSU	3	5	106 H	SMU	3	2
								71 H	Tulsa	1	0	129 H	Kansas	1	0
								93 A	Utah St.	3	2	170 H	Saint Louis	2	0
												195 H	Mississippi St.	1	0
												203 A	Missouri St.	3	0
LAST 10 GAMES															
				53 A	Texas A&M	3	4	37 H	Ole Miss	1	2				
				195 H	Mississippi St.	1	0	102 A	TCU	1	2				
				59 H	LSU	3	5	93 A	Utah St.	3	2				
				11 A	South Carolina	0	1	17 H	Nebraska	2	1				
				27 A	Kentucky	3	0	71 H	Tulsa	1	0				

Non-Div. I Games:

Arkansas



Average RPI Win:	142	WON-LOST RECORD	WINNING PCT. RANK	LAST 10 GAMES	STRENGTH OF SCHEDULE	OPP. STRENGTH OF SCHEDULE	TEAM RPI	ADJ RPI	CONF. RPI	ADJ CONF. RPI		
Average RPI Loss:	31											
DIV. I ONLY		11-4-0	.73333	44	8-2-0	54	65	34	.60783	36	10	10
DIV. I NON-CONF.		8-3-0	.72727	57	5-1-0	51	67	39	.60763	39	9	9
<hr/>												
TOTALS	RPI 1-25	RPI 26-50		W-L RECORDS		RPI 51-100		RPI 101-150		RPI 150+		
11-4-0	0-3-0	0-0-0		OVERALL		2-1-0		4-0-0		5-0-0		
5-3-0	0-2-0	0-0-0		HOME		1-1-0		1-0-0		3-0-0		
6-1-0	0-1-0	0-0-0		AWAY		1-0-0		3-0-0		2-0-0		
0-0-0	0-0-0	0-0-0		NEUTRAL		0-0-0		0-0-0		0-0-0		
<hr/>												
8-3-0	0-2-0	0-0-0		NON-CONFERENCE		1-1-0		3-0-0		4-0-0		
4-2-0	0-1-0	0-0-0		HOME		1-1-0		1-0-0		2-0-0		
4-1-0	0-1-0	0-0-		AWAY		0-0-0		2-0-0		2-0-0		
0-0-0	0-0-0	0-0-0		NEUTRAL		0-0-0		0-0-0		0-0-0		
<hr/>												
3-1-0	0-1-0	0-0-0		CONFERENCE		1-0-0		1-0-0		1-0-0		
1-1-0	0-1-0	0-0-0		HOME		0-0-0		0-0-0		1-0-0		
2-0-0	0-0-0	0-0-0		AWAY		1-0-0		1-0-0		0-0-0		
0-0-0	0-0-0	0-0-0		NEUTRAL		0-0-0		0-0-0		0-0-0		
<hr/>												
RPI S	Opponent	Score	RPI S	Opponent	Score	RPI S	Opponent	Score	RPI S	Opponent	Score	
7 H	Virginia Tech	1 3				70 H	Villanova	3 2	105 A	Marshall	2 1	
18 H	William & Mary	1 2				74 H	La Salle	1 2	116 H	UNC Greensboro	2 0	
24 A	Tennessee	0 2				79 A	Delaware	2 1	122 A	Charlotte	3 2	
									123 A	Drexel	2 0	
									168 A	Longwood	2 0	
									187 H	Richmond	4 1	
									190 H	George Mason	2 1	
									197 A	Davidson	2 0	
									209 H	Towson	2 1	
			LAST 10 GAMES									
			209 H	Towson	2 1	168 A	Longwood	2 0				
			123 A	Drexel	2 0	116 H	UNC Greensboro	2 0				
			79 A	Delaware	2 1	197 A	Davidson	2 0				
			18 H	William & Mary	1 2	122 A	Charlotte	3 2				
			190 H	George Mason	2 1	7 H	Virginia Tech	1 3				

Non-Div. I Games:

James Madison



Average RPI Win:	135	WON-LOST RECORD	WINNING PCT. RANK	LAST 10 GAMES	STRENGTH OF SCHEDULE	OPP. STRENGTH OF SCHEDULE	TEAM RPI	ADJ RPI	CONF. RPI	ADJ CONF. RPI					
DIV. I ONLY		11-3-1	.76667	33	7-3-0	86	33	35	.60749	37	4	4			
DIV. I NON-CONF.		7-1-1	.83333	26	3-1-0	104	103	38	.60779	38	4	4			
<hr/>															
TOTALS	RPI 1-25	RPI 26-50			W-L RECORDS		RPI 51-100		RPI 101-150		RPI 150+				
11-3-1	0-2-0	2-1-0			OVERALL		2-0-1		2-0-0		5-0-0				
6-1-0	0-0-0	0-1-0			HOME		2-0-0		1-0-0		3-0-0				
5-2-0	0-2-0	2-0-0			AWAY		0-0-0		1-0-0		2-0-0				
0-0-1	0-0-0	0-0-0			NEUTRAL		0-0-1		0-0-0		0-0-0				
<hr/>															
7-1-1	0-1-0	0-0-0			NON-CONFERENCE		1-0-1		1-0-0		5-0-0				
4-0-0	0-0-0	0-0-0			HOME		1-0-0		0-0-0		3-0-0				
3-1-0	0-1-0	0-0-			AWAY		0-0-0		1-0-0		2-0-0				
0-0-1	0-0-0	0-0-0			NEUTRAL		0-0-1		0-0-0		0-0-0				
<hr/>															
4-2-0	0-1-0	2-1-0			CONFERENCE		1-0-0		1-0-0		0-0-0				
2-1-0	0-0-0	0-1-0			HOME		1-0-0		1-0-0		0-0-0				
2-1-0	0-1-0	2-0-0			AWAY		0-0-0		0-0-0		0-0-0				
0-0-0	0-0-0	0-0-0			NEUTRAL		0-0-0		0-0-0		0-0-0				
<hr/>															
RPI S	Opponent	Score		RPI S	Opponent	Score		RPI S	Opponent	Score		RPI S	Opponent	Score	
21 A	Minnesota	1	2	31 H	Florida	1	4	60 H	Memphis	3	0	112 A	UAB	5	2
24 A	Tennessee	0	3	35 A	Arkansas	2	1	85 N	Southern California	1	1	120 H	Vanderbilt	1	0
				40 A	Georgia	3	1	92 H	Auburn	7	0	166 H	La.-Lafayette	4	0
												170 A	Saint Louis	2	0
												192 A	Kennesaw St.	2	1
												228 H	Northwestern St.	5	0
												269 H	UALR	3	0
<hr/>															
				LAST 10 GAMES											
				120 H Vanderbilt				1	0	269 H UALR				3	0
				40 A Georgia				3	1	35 A Arkansas				2	1
				24 A Tennessee				0	3	60 H Memphis				3	0
				92 H Auburn				7	0	192 A Kennesaw St.				2	1
				31 H Florida				1	4	21 A Minnesota				1	2

**Non-Div. I Games:**

Ole Miss



Average RPI Win:		128	WON-LOST RECORD		WINNING PCT. RANK		LAST 10 GAMES		STRENGTH OF SCHEDULE		OPP. STRENGTH OF SCHEDULE		TEAM RPI		ADJ RPI		CONF. RPI		ADJ CONF. RPI	
DIV. I ONLY			6-4-2		.58333 111		5-4-1		13		91		38		.60077 38		8		8	
DIV. I NON-CONF.			5-3-2		.6 111		4-3-1		21		48		41		.60365 41		8		8	
TOTALS		RPI 1-25		RPI 26-50		W-L RECORDS		RPI 51-100		RPI 101-150		RPI 150+								
6-4-2		0-3-1		0-0-0		OVERALL		2-0-1		2-0-0		2-1-0								
4-2-2		0-2-1		0-0-0		HOME		0-0-1		2-0-0		2-0-0								
2-2-0		0-1-0		0-0-0		AWAY		2-0-0		0-0-0		0-1-0								
0-0-0		0-0-0		0-0-0		NEUTRAL		0-0-0		0-0-0		0-0-0								
5-3-2		0-2-1		0-0-0		NON-CONFERENCE		2-0-1		2-0-0		1-1-0								
3-1-2		0-1-1		0-0-0		HOME		0-0-1		2-0-0		1-0-0								
2-2-0		0-1-0		0-0-		AWAY		2-0-0		0-0-0		0-1-0								
0-0-0		0-0-0		0-0-0		NEUTRAL		0-0-0		0-0-0		0-0-0								
1-1-0		0-1-0		0-0-0		CONFERENCE		0-0-0		0-0-0		1-0-0								
1-1-0		0-1-0		0-0-0		HOME		0-0-0		0-0-0		1-0-0								
0-0-0		0-0-0		0-0-0		AWAY		0-0-0		0-0-0		0-0-0								
0-0-0		0-0-0		0-0-0		NEUTRAL		0-0-0		0-0-0		0-0-0								
RPI	S	Opponent		Score		RPI	S	Opponent		Score		RPI	S	Opponent		Score				
3	H	UCLA		0	2							53	A	Texas A&M		3	1			
10	A	Michigan		0	2							85	A	Southern California		1	0			
23	H	California		1	1							96	H	Cal St. Fullerton		1	1			
25	H	Portland		1	3									115 H Wright St.		1	0			
														142 H San Diego St.		2	0			
														156 H Fresno St.		3	1			
														217 H Gonzaga		1	0			
														246 A Toledo		2	3			
LAST 10 GAMES																				
						25	H	Portland		1	3	142	H	San Diego St.		2	0			
						217	H	Gonzaga		1	0	85	A	Southern California		1	0			
						96	H	Cal St. Fullerton		1	1	246	A	Toledo		2	3			
						156	H	Fresno St.		3	1	10	A	Michigan		0	2			
						3	H	UCLA		0	2	53	A	Texas A&M		3	1			

**Non-Div. I Games:**

## Pepperdine



Average RPI Win:	92	WON-LOST	WINNING	LAST 10	STRENGTH OF	OPP. STRENGTH	TEAM	ADJ	CONF.	ADJ CONF.	
Average RPI Loss:	59	RECORD	PCT. RANK	GAMES	SCHEDULE	OF SCHEDULE	RPI	RPI	RPI	RPI	
DIV. I ONLY	8-3-2	.69231	56	5-3-2	83	9	39	.59789	39	2	2
DIV. I NON-CONF.	5-1-1	.78571	40	2-1-1	249	7	79	.56207	78	3	3
<hr/>											
TOTALS	RPI 1-25	RPI 26-50		W-L RECORDS		RPI 51-100		RPI 101-150		RPI 150+	
8-3-2	0-1-1	2-0-0		OVERALL		4-1-0		1-1-1		1-0-0	
2-2-0	0-1-0	1-0-0		HOME		1-0-0		0-1-0		0-0-0	
6-1-2	0-0-1	1-0-0		AWAY		3-1-0		1-0-1		1-0-0	
0-0-0	0-0-0	0-0-0		NEUTRAL		0-0-0		0-0-0		0-0-0	
<hr/>											
5-1-1	0-0-0	1-0-0		NON-CONFERENCE		2-0-0		1-1-1		1-0-0	
1-1-0	0-0-0	0-0-0		HOME		1-0-0		0-1-0		0-0-0	
4-0-1	0-0-0	1-0-		AWAY		1-0-0		1-0-1		1-0-0	
0-0-0	0-0-0	0-0-0		NEUTRAL		0-0-0		0-0-0		0-0-0	
<hr/>											
3-2-1	0-1-1	1-0-0		CONFERENCE		2-1-0		0-0-0		0-0-0	
1-1-0	0-1-0	1-0-0		HOME		0-0-0		0-0-0		0-0-0	
2-1-1	0-0-1	0-0-0		AWAY		2-1-0		0-0-0		0-0-0	
0-0-0	0-0-0	0-0-0		NEUTRAL		0-0-0		0-0-0		0-0-0	
<hr/>											
RPI S	Opponent	Score	RPI S	Opponent	Score	RPI S	Opponent	Score	RPI S	Opponent	Score
5	H Penn St.	1 2	48	A Connecticut	3 2	52	A Illinois	2 3	103	A Illinois St.	4 1
10	A Michigan	0 0	50	H Ohio St.	1 0	75	A Michigan St.	2 0	120	H Vanderbilt	3 4
						76	A Purdue	3 1	139	A Oregon St.	1 1
						94	H Milwaukee	3 0	193	A Loyola Chicago	5 1
						95	A Oregon	2 1			
<hr/>											
			LAST 10 GAMES								
			52 A Illinois			2	3	76 A Purdue	3	1	
			50 H Ohio St.			1	0	94 H Milwaukee	3	0	
			5 H Penn St.			1	2	193 A Loyola Chicago	5	1	
			75 A Michigan St.			2	0	120 H Vanderbilt	3	4	
			10 A Michigan			0	0	139 A Oregon St.	1	1	

**Non-Div. I Games:**

Wisconsin



Average RPI Win: 135		WON-LOST RECORD	WINNING PCT. RANK		LAST 10 GAMES		STRENGTH OF SCHEDULE		OPP. STRENGTH OF SCHEDULE		TEAM RPI	ADJ RPI	CONF. RPI	ADJ CONF. RPI			
Average RPI Loss: 48																	
DIV. I ONLY		9-4-1	.67857	60	6-3-1		49		74		40	.59463	40	4	4		
DIV. I NON-CONF.		7-1-0	.875	18	4-0-0		79		153		31	.62098	32	4	4		
<hr/>																	
TOTALS		RPI 1-25		RPI 26-50		W-L RECORDS		RPI 51-100		RPI 101-150		RPI 150+					
9-4-1		1-0-0		0-2-0		OVERALL		2-2-1		3-0-0		3-0-0					
6-2-0		1-0-0		0-1-0		HOME		2-1-0		1-0-0		2-0-0					
3-2-1		0-0-0		0-1-0		AWAY		0-1-1		2-0-0		1-0-0					
0-0-0		0-0-0		0-0-0		NEUTRAL		0-0-0		0-0-0		0-0-0					
7-1-0		0-0-0		0-0-0		NON-CONFERENCE		2-1-0		2-0-0		3-0-0					
5-0-0		0-0-0		0-0-0		HOME		2-0-0		1-0-0		2-0-0					
2-1-0		0-0-0		0-0-		AWAY		0-1-0		1-0-0		1-0-0					
0-0-0		0-0-0		0-0-0		NEUTRAL		0-0-0		0-0-0		0-0-0					
2-3-1		1-0-0		0-2-0		CONFERENCE		0-1-1		1-0-0		0-0-0					
1-2-0		1-0-0		0-1-0		HOME		0-1-0		0-0-0		0-0-0					
1-1-1		0-0-0		0-1-0		AWAY		0-0-1		1-0-0		0-0-0					
0-0-0		0-0-0		0-0-0		NEUTRAL		0-0-0		0-0-0		0-0-0					
RPI	S	Opponent		Score		RPI	S	Opponent		Score		RPI	S	Opponent		Score	
11	H	South Carolina		2 0		27	A	Kentucky		0 1		54	A	Texas		0 2	
						37	H	Ole Miss		1 3		73	H	Alabama		2 3	
												78	H	Long Beach St.		1 0	
												86	H	Furman		2 0	
												92	A	Auburn		0 0	

Non-Div. I Games:

Georgia



Average RPI Win:	174	WON-LOST RECORD	WINNING PCT. RANK	LAST 10 GAMES	STRENGTH OF SCHEDULE	OPP. STRENGTH OF SCHEDULE	TEAM RPI	ADJ RPI	CONF. RPI	ADJ CONF. RPI					
DIV. I ONLY		9-3-2	.71429	47	7-2-1	68	78	41	.59457	41	14	14			
DIV. I NON-CONF.		5-2-2	.66667	80	3-1-1	44	12	40	.60718	40	13	13			
<hr/>															
TOTALS	RPI 1-25	RPI 26-50		W-L RECORDS		RPI 51-100		RPI 101-150		RPI 150+					
9-3-2	0-1-1	1-1-0		OVERALL		1-1-0		2-0-1		5-0-0					
6-0-2	0-0-1	1-0-0		HOME		1-0-0		2-0-1		2-0-0					
3-3-0	0-1-0	0-1-0		AWAY		0-1-0		0-0-0		3-0-0					
0-0-0	0-0-0	0-0-0		NEUTRAL		0-0-0		0-0-0		0-0-0					
5-2-2	0-1-1	1-1-0		NON-CONFERENCE		1-0-0		2-0-1		1-0-0					
4-0-2	0-0-1	1-0-0		HOME		1-0-0		2-0-1		0-0-0					
1-2-0	0-1-0	0-0-		AWAY		0-0-0		0-0-0		1-0-0					
0-0-0	0-0-0	0-0-0		NEUTRAL		0-0-0		0-0-0		0-0-0					
4-1-0	0-0-0	0-0-0		CONFERENCE		0-1-0		0-0-0		4-0-0					
2-0-0	0-0-0	0-0-0		HOME		0-0-0		0-0-0		2-0-0					
2-1-0	0-0-0	0-0-0		AWAY		0-1-0		0-0-0		2-0-0					
0-0-0	0-0-0	0-0-0		NEUTRAL		0-0-0		0-0-0		0-0-0					
RPI	S	Opponent	Score	RPI	S	Opponent	Score	RPI	S	Opponent	Score				
5	A	Penn St.	0 1	30	A	Boston College	0 1	57	A	Navy	0 1				
11	H	South Carolina	0 0	48	H	Connecticut	1 0	90	H	Dayton	1 0				
				LAST 10 GAMES											
				188 A Lafayette				2	0	57 A Navy				0	1
				117 H Harvard				1	1	150 H Providence				1	0
				236 H Lehigh				3	0	48 H Connecticut				1	0
				273 H Holy Cross				3	0	254 A Akron				3	2
				199 A Army				1	0	5 A Penn St.				0	1

**Non-Div. I Games:**

Boston U.







Average RPI Win: 108		WON-LOST RECORD	WINNING PCT. RANK		LAST 10 GAMES	STRENGTH OF SCHEDULE	OPP. STRENGTH OF SCHEDULE	TEAM RPI	ADJ RPI	CONF. RPI	ADJ CONF. RPI					
Average RPI Loss: 39																
DIV. I ONLY		7-2-5	.67857	60	6-1-3	80	21	43	.59231	43	3	3				
DIV. I NON-CONF.		4-1-4	.66667	80	3-0-2	82	34	55	.5844	55	2	2				
<hr/>																
TOTALS		RPI 1-25		RPI 26-50		W-L RECORDS		RPI 51-100		RPI 101-150		RPI 150+				
7-2-5		0-0-1		1-2-1		OVERALL		3-0-1		2-0-1		1-0-1				
5-0-3		0-0-1		0-0-0		HOME		2-0-0		2-0-1		1-0-1				
2-2-2		0-0-0		1-2-1		AWAY		1-0-1		0-0-0		0-0-0				
0-0-0		0-0-0		0-0-0		NEUTRAL		0-0-0		0-0-0		0-0-0				
4-1-4		0-0-0		0-1-1		NON-CONFERENCE		2-0-1		1-0-1		1-0-1				
3-0-2		0-0-0		0-0-0		HOME		1-0-0		1-0-1		1-0-1				
1-1-2		0-0-0		0-1-		AWAY		1-0-1		0-0-0		0-0-0				
0-0-0		0-0-0		0-0-0		NEUTRAL		0-0-0		0-0-0		0-0-0				
3-1-1		0-0-1		1-1-0		CONFERENCE		1-0-0		1-0-0		0-0-0				
2-0-1		0-0-1		0-0-0		HOME		1-0-0		1-0-0		0-0-0				
1-1-0		0-0-0		1-1-0		AWAY		0-0-0		0-0-0		0-0-0				
0-0-0		0-0-0		0-0-0		NEUTRAL		0-0-0		0-0-0		0-0-0				
RPI	S	Opponent	Score		RPI	S	Opponent	Score		RPI	S	Opponent	Score			
23	H	California	0	0	27	A	Kentucky	0	0	77	A	Western Ky.	2	0		
					28	A	Washington St.	4	3	93	H	Utah St.	3	0		
					33	A	BYU	0	1	95	H	Oregon	1	0		
					45	A	Washington	0	1	96	A	Cal St. Fullerton	0	0		
												174	H	UC Davis	2	2
												215	H	Southern Utah	6	2
						</										

Non-Div. I Games:

Utah



Average RPI Win: 135		WON-LOST RECORD	WINNING PCT. RANK	LAST 10 GAMES	STRENGTH OF SCHEDULE	OPP. STRENGTH OF SCHEDULE	TEAM RPI	ADJ RPI	CONF. RPI	ADJ CONF. RPI	
Average RPI Loss: 13											
DIV. I ONLY		7-4-3	.60714 100	6-3-1	46	19	44	.58888 44	1	1	
DIV. I NON-CONF.		3-1-2	.66667 80	2-0-0	111	89	75	.56453 74	1	1	
TOTALS		RPI 1-25	RPI 26-50		W-L RECORDS		RPI 51-100		RPI 101-150		RPI 150+
7-4-3		0-3-1	1-1-0		OVERALL		3-0-2		0-0-0		3-0-0
5-2-1		0-1-1	1-1-0		HOME		1-0-0		0-0-0		3-0-0
2-2-2		0-2-0	0-0-0		AWAY		2-0-2		0-0-0		0-0-0
0-0-0		0-0-0	0-0-0		NEUTRAL		0-0-0		0-0-0		0-0-0
3-1-2		0-1-0	0-0-0		NON-CONFERENCE		1-0-2		0-0-0		2-0-0
3-1-0		0-1-0	0-0-0		HOME		1-0-0		0-0-0		2-0-0
0-0-2		0-0-0	0-0-		AWAY		0-0-2		0-0-0		0-0-0
0-0-0		0-0-0	0-0-0		NEUTRAL		0-0-0		0-0-0		0-0-0
4-3-1		0-2-1	1-1-0		CONFERENCE		2-0-0		0-0-0		1-0-0
2-1-1		0-0-1	1-1-0		HOME		0-0-0		0-0-0		1-0-0
2-2-0		0-2-0	0-0-0		AWAY		2-0-0		0-0-0		0-0-0
0-0-0		0-0-0	0-0-0		NEUTRAL		0-0-0		0-0-0		0-0-0
RPI S	Opponent	Score	RPI S	Opponent	Score	RPI S	Opponent	Score	RPI S	Opponent	Score
1 A	Virginia	0 3	30 H	Boston College	2 1	68 A	South Fla.	1 1	154 H	Pittsburgh	2 0
7 A	Virginia Tech	0 1	34 H	Maryland	1 2	69 A	Syracuse	1 0	197 H	Davidson	2 0
8 H	Florida St.	1 1				84 A	North Carolina St.	1 0	323 H	Alabama A&M	14 0
11 H	South Carolina	1 2				86 H	Furman	1 0			
						92 A	Auburn	0 0			
LAST 10 GAMES											
84 A North Carolina St.			1 0	323 H Alabama A&M			14 0				
1 A Virginia			0 3	154 H Pittsburgh			2 0				
7 A Virginia Tech			0 1	30 H Boston College			2 1				
8 H Florida St.			1 1	34 H Maryland			1 2				
69 A Syracuse			1 0	197 H Davidson			2 0				

Non-Div. I Games:

Clemson



Average RPI Win:	152	WON-LOST RECORD	WINNING PCT. RANK	LAST 10 GAMES	STRENGTH OF SCHEDULE	OPP. STRENGTH OF SCHEDULE	TEAM RPI	ADJ RPI	CONF. RPI	ADJ CONF. RPI	
DIV. I ONLY		5-3-5	.57692 113	3-3-4	36	31	47	.58801 45	6	6	
DIV. I NON-CONF.		3-2-3	.5625 130	2-2-2	17	40	42	.60197 43	7	7	
<hr/>											
TOTALS	RPI 1-25	RPI 26-50		W-L RECORDS	RPI 51-100		RPI 101-150		RPI 150+		
5-3-5	0-2-1	0-1-2		OVERALL	0-0-0		3-0-2		2-0-0		
2-2-2	0-2-0	0-0-2		HOME	0-0-0		1-0-0		1-0-0		
3-1-3	0-0-1	0-1-0		AWAY	0-0-0		2-0-2		1-0-0		
0-0-0	0-0-0	0-0-0		NEUTRAL	0-0-0		0-0-0		0-0-0		
3-2-3	0-1-1	0-1-1		NON-CONFERENCE	0-0-0		1-0-1		2-0-0		
1-1-1	0-1-0	0-0-1		HOME	0-0-0		0-0-0		1-0-0		
2-1-2	0-0-1	0-0-		AWAY	0-0-0		1-0-1		1-0-0		
0-0-0	0-0-0	0-0-0		NEUTRAL	0-0-0		0-0-0		0-0-0		
2-1-2	0-1-0	0-0-1		CONFERENCE	0-0-0		2-0-1		0-0-0		
1-1-1	0-1-0	0-0-1		HOME	0-0-0		1-0-0		0-0-0		
1-0-1	0-0-0	0-0-0		AWAY	0-0-0		1-0-1		0-0-0		
0-0-0	0-0-0	0-0-0		NEUTRAL	0-0-0		0-0-0		0-0-0		
RPI S	Opponent	Score	RPI S	Opponent	Score	RPI S	Opponent	Score	RPI S	Opponent	Score
5 H	Penn St.	2 4	28 H	Washington St.	2 2				102 A	TCU	0 0
8 A	Florida St.	1 1	31 A	Florida	0 2				111 A	North Texas	2 1
20 H	West Virginia	1 2	47 H	Texas Tech	0 0				120 A	Vanderbilt	2 2
									126 A	Oklahoma	2 1
									126 H	Oklahoma	4 1
									180 A	UT Martin	1 0
									217 H	Gonzaga	2 1



Average RPI Win: 120		WON-LOST	WINNING	LAST 10	STRENGTH OF		OPP. STRENGTH	TEAM	ADJ	CONF.	ADJ CONF.
Average RPI Loss: 37		RECORD	PCT. RANK	GAMES	SCHEDULE		OF SCHEDULE	RPI	RPI	RPI	RPI
DIV. I ONLY		6-6-2	.5	142	5-3-2		12	39	45	.58801	45
DIV. I NON-CONF.		4-5-0	.44444	190	3-2-0		14	53	67	.5709	68
TOTALS		RPI 1-25	RPI 26-50		W-L RECORDS		RPI 51-100		RPI 101-150		RPI 150+
6-6-2		0-3-1	1-1-0		OVERALL		2-2-0		1-0-1		2-0-0
3-4-0		0-1-0	1-1-0		HOME		1-2-0		0-0-0		1-0-0
1-0-2		0-0-1	0-0-0		AWAY		1-0-0		0-0-1		0-0-0
2-2-0		0-2-0	0-0-0		NEUTRAL		0-0-0		1-0-0		1-0-0
4-5-0		0-3-0	0-0-0		NON-CONFERENCE		1-2-0		1-0-0		2-0-0
2-3-0		0-1-0	0-0-0		HOME		1-2-0		0-0-0		1-0-0
0-0-0		0-0-0	0-0-		AWAY		0-0-0		0-0-0		0-0-0
2-2-0		0-2-0	0-0-0		NEUTRAL		0-0-0		1-0-0		1-0-0
2-1-2		0-0-1	1-1-0		CONFERENCE		1-0-0		0-0-1		0-0-0
1-1-0		0-0-0	1-1-0		HOME		0-0-0		0-0-0		0-0-0
1-0-2		0-0-1	0-0-0		AWAY		1-0-0		0-0-1		0-0-0
0-0-0		0-0-0	0-0-0		NEUTRAL		0-0-0		0-0-0		0-0-0
RPI S	Opponent	Score		RPI S	Opponent	Score		RPI S	Opponent	Score	
3 A	UCLA	0	0	26 H	Colorado	0	1	51 H	Baylor	0	1
9 N	Wake Forest	0	1	43 H	Utah	1	0	85 A	Southern California	1	0
12 N	UCF	0	3					91 H	Seattle	5	0
25 H	Portland	0	3					99 H	Boise St.	0	1
				LAST 10 GAMES							
				26 H	Colorado	0	1	139 A	Oregon St.	1	1
				43 H	Utah	1	0	217 H	Gonzaga	1	0
				3 A	UCLA	0	0	91 H	Seattle	5	0
				85 A	Southern California	1	0	169 N	Central Mich.	2	0
				25 H	Portland	0	3	9 N	Wake Forest	0	1

Non-Div. I Games:

Washington



Average RPI Win:	165	WON-LOST	WINNING	LAST 10	STRENGTH OF	OPP. STRENGTH	TEAM	ADJ	CONF.	ADJ CONF.	
Average RPI Loss:	78	RECORD	PCT. RANK	GAMES	SCHEDULE	OF SCHEDULE	RPI	RPI	RPI	RPI	
DIV. I ONLY	13-1-2	.875	8	8-0-2	200	95	46	.58766	47	6	6
DIV. I NON-CONF.	10-1-0	.90909	13	5-0-0	228	159	57	.58141	56	7	7
<hr/>											
TOTALS	RPI 1-25	RPI 26-50		W-L RECORDS	RPI 51-100		RPI 101-150		RPI 150+		
13-1-2	0-0-0	1-0-1		OVERALL	2-1-1		4-0-0		6-0-0		
6-1-0	0-0-0	0-0-0		HOME	1-1-0		1-0-0		4-0-0		
4-0-2	0-0-0	0-0-1		AWAY	1-0-1		2-0-0		1-0-0		
3-0-0	0-0-0	1-0-0		NEUTRAL	0-0-0		1-0-0		1-0-0		
<hr/>											
10-1-0	0-0-0	1-0-0		NON-CONFERENCE	2-1-0		1-0-0		6-0-0		
5-1-0	0-0-0	0-0-0		HOME	1-1-0		0-0-0		4-0-0		
2-0-0	0-0-0	0-0-		AWAY	1-0-0		0-0-0		1-0-0		
3-0-0	0-0-0	1-0-0		NEUTRAL	0-0-0		1-0-0		1-0-0		
<hr/>											
3-0-2	0-0-0	0-0-1		CONFERENCE	0-0-1		3-0-0		0-0-0		
1-0-0	0-0-0	0-0-0		HOME	0-0-0		1-0-0		0-0-0		
2-0-2	0-0-0	0-0-1		AWAY	0-0-1		2-0-0		0-0-0		
0-0-0	0-0-0	0-0-0		NEUTRAL	0-0-0		0-0-0		0-0-0		
<hr/>											
RPI S	Opponent	Score	RPI S	Opponent	Score	RPI S	Opponent	Score	RPI S	Opponent	Score
			45 A	Oklahoma St.	0 0	51 A	Baylor	0 0	102 H	TCU	2 0
			49 N	Arizona St.	1 0	78 H	Long Beach St.	2 3	126 A	Oklahoma	2 1
						96 H	Cal St. Fullerton	1 0	130 A	Iowa St.	2 1
						100 A	Arizona	2 0	149 N	UC Santa Barbara	2 0
									174 N	UC Davis	3 0
									177 H	Cal St. Northridge	3 1
									184 H	Idaho St.	3 0
									226 A	New Mexico	1 0
									303 H	Colorado St.	6 0
									325 H	Ark.-Pine Bluff	8 0
<hr/>											
LAST 10 GAMES											
			51 A	Baylor	0 0	130 A	Iowa St.	2 1			
			126 A	Oklahoma	2 1	149 N	UC Santa Barbara	2 0			
			325 H	Ark.-Pine Bluff	8 0	174 N	UC Davis	3 0			
			102 H	TCU	2 0	100 A	Arizona	2 0			
			45 A	Oklahoma St.	0 0	49 N	Arizona St.	1 0			

Non-Div. I Games:

Texas Tech



[illegible]

**Non-Div. I Games:**

## Connecticut



Average RPI Win: 104		WON-LOST	WINNING	LAST 10	STRENGTH OF	OPP. STRENGTH	TEAM	ADJ	CONF.	ADJ CONF.							
Average RPI Loss: 72		RECORD	PCT. RANK	GAMES	SCHEDULE	OF SCHEDULE	RPI	RPI	RPI	RPI							
DIV. I ONLY		8-5-0	.61538	92	6-4-0	48	44	51	.58655	49	3	3					
DIV. I NON-CONF.		5-3-0	.625	96	3-2-0	38	91	47	.59453	45	2	2					
<hr/>																	
TOTALS		RPI 1-25		RPI 26-50		W-L RECORDS		RPI 51-100		RPI 101-150		RPI 150+					
8-5-0		1-1-0		0-1-0		OVERALL		4-2-0		1-1-0		2-0-0					
4-1-0		0-0-0		0-0-0		HOME		2-1-0		1-0-0		1-0-0					
3-3-0		1-1-0		0-0-0		AWAY		2-1-0		0-1-0		0-0-0					
1-1-0		0-0-0		0-1-0		NEUTRAL		0-0-0		0-0-0		1-0-0					
5-3-0		0-0-0		0-1-0		NON-CONFERENCE		2-2-0		1-0-0		2-0-0					
3-1-0		0-0-0		0-0-0		HOME		1-1-0		1-0-0		1-0-0					
1-1-0		0-0-0		0-0-		AWAY		1-1-0		0-0-0		0-0-0					
1-1-0		0-0-0		0-1-0		NEUTRAL		0-0-0		0-0-0		1-0-0					
3-2-0		1-1-0		0-0-0		CONFERENCE		2-0-0		0-1-0		0-0-0					
1-0-0		0-0-0		0-0-0		HOME		1-0-0		0-0-0		0-0-0					
2-2-0		1-1-0		0-0-0		AWAY		1-0-0		0-1-0		0-0-0					
0-0-0		0-0-0		0-0-0		NEUTRAL		0-0-0		0-0-0		0-0-0					
RPI	S	Opponent		Score		RPI	S	Opponent		Score		RPI	S	Opponent		Score	
15	A	Stanford		1 0		47	N	Texas Tech		0 1		52	H	Illinois		4 3	
23	A	California		1 2								53	A	Texas A&M		1 3	
												62	A	Stephen F. Austin		3 1	
												85	H	Southern California		1 0	
												95	A	Oregon		1 0	
												99	H	Boise St.		0 2	
						LAST 10 GAMES											
						139	A	Oregon St.		0 1		99	H	Boise St.		0 2	
						95	A	Oregon		1 0		215	N	Southern Utah		4 0	
						15	A	Stanford		1 0		47	N	Texas Tech		0 1	
						23	A	California		1 2		129	H	Kansas		4 0	
						85	H	Southern California		1 0		52	H	Illinois		4 3	

Non-Div. I Games:

Arizona St.



Average RPI Win: 129		WON-LOST RECORD		WINNING PCT. RANK		LAST 10 GAMES		STRENGTH OF SCHEDULE		OPP. STRENGTH OF SCHEDULE		TEAM RPI		ADJ RPI		CONF. RPI		ADJ CONF. RPI	
DIV. I ONLY		8-3-3		.67857 60		5-3-2		90		26		48		.58603 50		2		2	
DIV. I NON-CONF.		6-1-1		.8125 29		3-1-0		211		28		61		.57704 64		3		3	
TOTALS		RPI 1-25		RPI 26-50		W-L RECORDS		RPI 51-100		RPI 101-150		RPI 150+							
8-3-3		0-0-1		1-2-0		OVERALL		2-1-2		1-0-0		4-0-0							
5-1-2		0-0-0		1-0-0		HOME		1-1-2		1-0-0		2-0-0							
1-2-1		0-0-1		0-2-0		AWAY		0-0-0		0-0-0		1-0-0							
2-0-0		0-0-0		0-0-0		NEUTRAL		1-0-0		0-0-0		1-0-0							
6-1-1		0-0-0		0-1-0		NON-CONFERENCE		1-0-1		1-0-0		4-0-0							
3-0-1		0-0-0		0-0-0		HOME		0-0-1		1-0-0		2-0-0							
1-1-0		0-0-0		0-0-		AWAY		0-0-0		0-0-0		1-0-0							
2-0-0		0-0-0		0-0-0		NEUTRAL		1-0-0		0-0-0		1-0-0							
2-2-2		0-0-1		1-1-0		CONFERENCE		1-1-1		0-0-0		0-0-0							
2-1-1		0-0-0		1-0-0		HOME		1-1-1		0-0-0		0-0-0							
0-1-1		0-0-1		0-1-0		AWAY		0-0-0		0-0-0		0-0-0							
0-0-0		0-0-0		0-0-0		NEUTRAL		0-0-0		0-0-0		0-0-0							
RPI	S	Opponent		Score		RPI	S	Opponent		Score		RPI	S	Opponent		Score			
21	A	Minnesota		0 0		30	A	Boston College		0 1		52	H	Illinois		1 1			
						39	A	Wisconsin		0 1		55	N	St. John's (NY)		1 0			
						42	H	Indiana		3 1		75	H	Michigan St.		3 1			
												76	H	Purdue		0 1			
												100	H	Arizona		0 0			
												232	H	Morehead St.		3 2			
LAST 10 GAMES																			
						75	H	Michigan St.		3 1		52	H	Illinois		1 1			
						39	A	Wisconsin		0 1		55	N	St. John's (NY)		1 0			
						21	A	Minnesota		0 0		169	N	Central Mich.		2 0			
						76	H	Purdue		0 1		176	A	Northeastern		4 1			
						42	H	Indiana		3 1		30	A	Boston College		0 1			

Non-Div. I Games:

Ohio St.







Average RPI Win: 121		WON-LOST	WINNING	LAST 10	STRENGTH OF		OPP. STRENGTH	TEAM	ADJ	CONF.	ADJ CONF.
Average RPI Loss: 41		RECORD	PCT. RANK	GAMES	SCHEDULE		OF SCHEDULE	RPI	RPI	RPI	RPI
DIV. I ONLY		7-5-2	.57143	116	4-4-2		35	51	54	.58506	52
DIV. I NON-CONF.		5-2-1	.6875	69	2-1-1		130	35	70	.57035	69
TOTALS		RPI 1-25	RPI 26-50		W-L RECORDS		RPI 51-100		RPI 101-150		RPI 150+
7-5-2		0-2-0	2-2-1		OVERALL		1-1-1		2-0-0		2-0-0
6-1-0		0-1-0	1-0-0		HOME		1-0-0		2-0-0		2-0-0
1-4-1		0-1-0	1-2-1		AWAY		0-1-0		0-0-0		0-0-0
0-0-1		0-0-0	0-0-0		NEUTRAL		0-0-1		0-0-0		0-0-0
5-2-1		0-1-0	1-1-0		NON-CONFERENCE		0-0-1		2-0-0		2-0-0
4-0-0		0-0-0	0-0-0		HOME		0-0-0		2-0-0		2-0-0
1-2-0		0-1-0	1-0-		AWAY		0-0-0		0-0-0		0-0-0
0-0-1		0-0-0	0-0-0		NEUTRAL		0-0-1		0-0-0		0-0-0
2-3-1		0-1-0	1-1-1		CONFERENCE		1-1-0		0-0-0		0-0-0
2-1-0		0-1-0	1-0-0		HOME		1-0-0		0-0-0		0-0-0
0-2-1		0-0-0	0-1-1		AWAY		0-1-0		0-0-0		0-0-0
0-0-0		0-0-0	0-0-0		NEUTRAL		0-0-0		0-0-0		0-0-0
RPI S	Opponent	Score	RPI S	Opponent	Score	RPI S	Opponent	Score	RPI S	Opponent	Score
17 H	Nebraska	2 3	29 A	Louisville	5 4	57 H	Iowa	2 1	103 H	Illinois St.	5 1
19 A	Notre Dame	1 4	39 H	Wisconsin	3 2	76 A	Purdue	0 1	133 H	FIU	4 0
			42 A	Indiana	2 3	100 N	Arizona	1 1	219 H	Indiana St.	3 2
			49 A	Arizona St.	3 4				266 H	Col. of Charleston	6 2
			50 A	Ohio St.	1 1						
LAST 10 GAMES											
			39 H	Wisconsin	3 2	50 A	Ohio St.	1 1			
			42 A	Indiana	2 3	133 H	FIU	4 0			
			76 A	Purdue	0 1	219 H	Indiana St.	3 2			
			17 H	Nebraska	2 3	100 N	Arizona	1 1			
			57 H	Iowa	2 1	49 A	Arizona St.	3 4			

Non-Div. I Games:

Illinois



[illegible]

**Non-Div. I Games:**

Texas A&amp;M



Average RPI Win: 131		WON-LOST RECORD		WINNING PCT. RANK		LAST 10 GAMES		STRENGTH OF SCHEDULE		OPP. STRENGTH OF SCHEDULE		TEAM RPI		ADJ RPI		CONF. RPI		ADJ CONF. RPI	
Average RPI Loss: 68		10-4-1		.7 53		8-2-0		97		46		57		.58492 54		6		6	
DIV. I ONLY		6-3-1		.65 88		4-1-0		147		38		86		.55713 83		7		7	
DIV. I NON-CONF.																			
TOTALS		RPI 1-25		RPI 26-50		W-L RECORDS		RPI 51-100		RPI 101-150		RPI 150+							
10-4-1		0-2-0		1-0-0		OVERALL		2-1-1		4-1-0		3-0-0							
8-0-1		0-0-0		1-0-0		HOME		2-0-1		3-0-0		2-0-0							
2-4-0		0-2-0		0-0-0		AWAY		0-1-0		1-1-0		1-0-0							
0-0-0		0-0-0		0-0-0		NEUTRAL		0-0-0		0-0-0		0-0-0							
6-3-1		0-1-0		1-0-0		NON-CONFERENCE		1-1-1		1-1-0		3-0-0							
5-0-1		0-0-0		1-0-0		HOME		1-0-1		1-0-0		2-0-0							
1-3-0		0-1-0		0-0-		AWAY		0-1-0		0-1-0		1-0-0							
0-0-0		0-0-0		0-0-0		NEUTRAL		0-0-0		0-0-0		0-0-0							
4-1-0		0-1-0		0-0-0		CONFERENCE		1-0-0		3-0-0		0-0-0							
3-0-0		0-0-0		0-0-0		HOME		1-0-0		2-0-0		0-0-0							
1-1-0		0-1-0		0-0-0		AWAY		0-0-0		1-0-0		0-0-0							
0-0-0		0-0-0		0-0-0		NEUTRAL		0-0-0		0-0-0		0-0-0							
RPI	S	Opponent		Score		RPI	S	Opponent		Score		RPI	S	Opponent		Score			
16	A	Colorado Col.		0	2	40	H	Georgia		2	0	51	H	Baylor		2	1		
20	A	West Virginia		1	2							61	H	Samford		2	0		
												68	H	South Fla.		1	1		
												95	A	Oregon		1	2		
												102	H	TCU		2	0		
												103	H	Illinois St.		2	1		
												129	A	Kansas		1	0		
												130	H	Iowa St.		3	1		
												139	A	Oregon St.		0	1		
												182	H	Texas St.		3	0		
												235	H	UTSA		3	0		
												275	A	Air Force		3	1		
				LAST 10 GAMES															
				51	H	Baylor		2	1	235	H	UTSA		3	0				
				129	A	Kansas		1	0	182	H	Texas St.		3	0				
				20	A	West Virginia		1	2	16	A	Colorado Col.		0	2				
				130	H	Iowa St.		3	1	275	A	Air Force		3	1				
				102	H	TCU		2	0	103	H	Illinois St.		2	1				

Non-Div. I Games:

Texas



Average RPI Win:	166	WON-LOST RECORD	WINNING PCT. RANK	LAST 10 GAMES	STRENGTH OF SCHEDULE	OPP. STRENGTH OF SCHEDULE	TEAM RPI	ADJ RPI	CONF. RPI	ADJ CONF. RPI	
Average RPI Loss:	45										
DIV. I ONLY	7-3-3	.65385	76	4-3-3	57	94	59	.58402	55	5	5
DIV. I NON-CONF.	6-1-1	.8125	29	3-1-1	117	156	45	.59563	44	5	5
<hr/>											
TOTALS	RPI 1-25	RPI 26-50		W-L RECORDS	RPI 51-100		RPI 101-150		RPI 150+		
7-3-3	0-1-0	0-1-0		OVERALL	3-1-2		0-0-1		4-0-0		
4-0-3	0-0-0	0-0-0		HOME	2-0-2		0-0-1		2-0-0		
3-2-0	0-1-0	0-0-0		AWAY	1-1-0		0-0-0		2-0-0		
0-1-0	0-0-0	0-1-0		NEUTRAL	0-0-0		0-0-0		0-0-0		
<hr/>											
6-1-1	0-0-0	0-1-0		NON-CONFERENCE	2-0-0		0-0-1		4-0-0		
3-0-1	0-0-0	0-0-0		HOME	1-0-0		0-0-1		2-0-0		
3-0-0	0-0-0	0-0-		AWAY	1-0-0		0-0-0		2-0-0		
0-1-0	0-0-0	0-1-0		NEUTRAL	0-0-0		0-0-0		0-0-0		
<hr/>											
1-2-2	0-1-0	0-0-0		CONFERENCE	1-1-2		0-0-0		0-0-0		
1-0-2	0-0-0	0-0-0		HOME	1-0-2		0-0-0		0-0-0		
0-2-0	0-1-0	0-0-0		AWAY	0-1-0		0-0-0		0-0-0		
0-0-0	0-0-0	0-0-0		NEUTRAL	0-0-0		0-0-0		0-0-0		
<hr/>											
RPI	S	Opponent	Score	RPI	S	Opponent	Score	RPI	S	Opponent	Score
4	A	Marquette	1 3	50	N	Ohio St.	0 1	64	A	Brown	4 0
				70	H	Villanova	1 1	141	H	Dartmouth	0 0
				79	H	Delaware	2 1	171	A	Massachusetts	1 0
				82	A	Butler	1 2	227	H	Fordham	5 0
				97	H	Creighton	0 0	256	H	North Dakota St.	5 0
				98	H	Xavier	2 0	265	A	Central Conn. St.	4 0
				<hr/>							
				LAST 10 GAMES							
				70	H	Villanova	1 1	141	H	Dartmouth	0 0
				82	A	Butler	1 2	50	N	Ohio St.	0 1
				4	A	Marquette	1 3	64	A	Brown	4 0
				97	H	Creighton	0 0	265	A	Central Conn. St.	4 0
				98	H	Xavier	2 0	256	H	North Dakota St.	5 0

Non-Div. I Games:

St. John's (NY)



Average RPI Win: 143		WON-LOST RECORD	WINNING PCT. RANK		LAST 10 GAMES	STRENGTH OF SCHEDULE	OPP. STRENGTH OF SCHEDULE	TEAM RPI	ADJ RPI		CONF. RPI	ADJ CONF. RPI		
Average RPI Loss: 153														
DIV. I ONLY		9-2-2	.76923	28	7-1-2	128	76	55	.58344	56	5	5		
DIV. I NON-CONF.		6-1-1	.8125	29	4-0-1	197	137	71	.56819	71	5	5		
TOTALS		RPI 1-25		RPI 26-50		W-L RECORDS		RPI 51-100		RPI 101-150		RPI 150+		
9-2-2		0-0-1		0-0-0		OVERALL		4-0-0		1-1-0		4-1-1		
5-0-1		0-0-0		0-0-0		HOME		3-0-0		1-0-0		1-0-1		
4-2-1		0-0-1		0-0-0		AWAY		1-0-0		0-1-0		3-1-0		
0-0-0		0-0-0		0-0-0		NEUTRAL		0-0-0		0-0-0		0-0-0		
6-1-1		0-0-0		0-0-0		NON-CONFERENCE		2-0-0		0-0-0		4-1-1		
3-0-1		0-0-0		0-0-0		HOME		2-0-0		0-0-0		1-0-1		
3-1-0		0-0-0		0-0-		AWAY		0-0-0		0-0-0		3-1-0		
0-0-0		0-0-0		0-0-0		NEUTRAL		0-0-0		0-0-0		0-0-0		
3-1-1		0-0-1		0-0-0		CONFERENCE		2-0-0		1-1-0		0-0-0		
2-0-0		0-0-0		0-0-0		HOME		1-0-0		1-0-0		0-0-0		
1-1-1		0-0-1		0-0-0		AWAY		1-0-0		0-1-0		0-0-0		
0-0-0		0-0-0		0-0-0		NEUTRAL		0-0-0		0-0-0		0-0-0		
RPI	S	Opponent	Score		RPI	S	Opponent	Score		RPI	S	Opponent	Score	
6	A	Georgetown	1	1						70	H	Villanova	2	0
										80	H	Colgate	3	2
										94	H	Milwaukee	1	0
										97	A	Creighton	2	1
										114	H	Seton Hall	1	0
										150	A	Providence	0	1
										155	A	Valparaiso	0	1
										170	A	Saint Louis	4	0
										193	A	Loyola Chicago	1	0
										201	A	Ohio	3	1
										242	H	Green Bay	0	0
										266	H	Col. of Charleston	3	1
LAST 10 GAMES														
										97	A	Creighton	2	1
										193	A	Loyola Chicago	1	0
										80	H	Colgate	3	2
										242	H	Green Bay	0	0
										94	H	Milwaukee	1	0
										266	H	Col. of Charleston	3	1

Non-Div. I Games:

DePaul



Average RPI Win: 170		WON-LOST RECORD	WINNING PCT. RANK		LAST 10 GAMES	STRENGTH OF SCHEDULE	OPP. STRENGTH OF SCHEDULE	TEAM RPI	ADJ RPI		CONF. RPI	ADJ CONF. RPI					
Average RPI Loss: 26																	
DIV. I ONLY		11-3-0	.78571	23	7-3-0	147	71	52	.58302	57	2	2					
DIV. I NON-CONF.		8-0-0	1	1	4-0-0	281	168	60	.57744	62	3	3					
<hr/>																	
TOTALS		RPI 1-25		RPI 26-50		W-L RECORDS		RPI 51-100		RPI 101-150		RPI 150+					
11-3-0		0-2-0		1-0-0		OVERALL		1-1-0		4-0-0		5-0-0					
6-1-0		0-1-0		0-0-0		HOME		1-0-0		3-0-0		2-0-0					
4-2-0		0-1-0		1-0-0		AWAY		0-1-0		1-0-0		2-0-0					
1-0-0		0-0-0		0-0-0		NEUTRAL		0-0-0		0-0-0		1-0-0					
8-0-0		0-0-0		0-0-0		NON-CONFERENCE		0-0-0		3-0-0		5-0-0					
5-0-0		0-0-0		0-0-0		HOME		0-0-0		3-0-0		2-0-0					
2-0-0		0-0-0		0-0-		AWAY		0-0-0		0-0-0		2-0-0					
1-0-0		0-0-0		0-0-0		NEUTRAL		0-0-0		0-0-0		1-0-0					
3-3-0		0-2-0		1-0-0		CONFERENCE		1-1-0		1-0-0		0-0-0					
1-1-0		0-1-0		0-0-0		HOME		1-0-0		0-0-0		0-0-0					
2-2-0		0-1-0		1-0-0		AWAY		0-1-0		1-0-0		0-0-0					
0-0-0		0-0-0		0-0-0		NEUTRAL		0-0-0		0-0-0		0-0-0					
RPI	S	Opponent		Score		RPI	S	Opponent		Score		RPI	S	Opponent		Score	
10	H	Michigan		1 2		42	A	Indiana		2 1		52	A	Illinois		1 2	
17	A	Nebraska		1 2								75	H	Michigan St.		1 0	
												115	H	Wright St.		1 0	
												128	A	Northwestern		1 0	
												130	H	Iowa St.		3 0	
												145	H	Western Mich.		3 1	
												170	H	Saint Louis		3 2	
												174	N	UC Davis		1 0	
												287	A	Pacific		2 0	
												288	A	Drake		1 0	
												314	H	UNI		2 1	

Non-Div. I Games:

Iowa



Average RPI Win:	185	WON-LOST	WINNING	LAST 10	STRENGTH OF	OPP. STRENGTH	TEAM	ADJ	CONF.	ADJ CONF.	
Average RPI Loss:	59	RECORD	PCT. RANK	GAMES	SCHEDULE	OF SCHEDULE	RPI	RPI	RPI	RPI	
DIV. I ONLY	12-2-0	.85714	11	9-1-0	189	105	52	.58302	57	14	14
DIV. I NON-CONF.	7-2-0	.77778	44	5-1-0	263	93	101	.53862	103	13	13
<hr/>											
TOTALS	RPI 1-25	RPI 26-50		W-L RECORDS	RPI 51-100		RPI 101-150		RPI 150+		
12-2-0	0-0-0	1-1-0		OVERALL	1-1-0		2-0-0		8-0-0		
8-1-0	0-0-0	1-0-0		HOME	1-1-0		1-0-0		5-0-0		
4-1-0	0-0-0	0-1-0		AWAY	0-0-0		1-0-0		3-0-0		
0-0-0	0-0-0	0-0-0		NEUTRAL	0-0-0		0-0-0		0-0-0		
7-2-0	0-0-0	0-1-0		NON-CONFERENCE	0-1-0		2-0-0		5-0-0		
6-1-0	0-0-0	0-0-0		HOME	0-1-0		1-0-0		5-0-0		
1-1-0	0-0-0	0-0-		AWAY	0-0-0		1-0-0		0-0-0		
0-0-0	0-0-0	0-0-0		NEUTRAL	0-0-0		0-0-0		0-0-0		
5-0-0	0-0-0	1-0-0		CONFERENCE	1-0-0		0-0-0		3-0-0		
2-0-0	0-0-0	1-0-0		HOME	1-0-0		0-0-0		0-0-0		
3-0-0	0-0-0	0-0-0		AWAY	0-0-0		0-0-0		3-0-0		
0-0-0	0-0-0	0-0-0		NEUTRAL	0-0-0		0-0-0		0-0-0		
RPI	S	Opponent	Score	RPI	S	Opponent	Score	RPI	S	Opponent	Score
34	A	Maryland	0 2	80	H	Colgate	1 0	140	A	Saint Francis (PA)	5 0
41	H	Boston U.	1 0	84	H	North Carolina St.	2 3	144	H	High Point	4 1
								188	A	Lafayette	1 0
								204	A	American	1 0
								221	H	Duquesne	1 0
								222	H	North Florida	1 0
								224	H	Citadel	5 0
								230	A	Bucknell	2 0
								248	H	Iona	3 0
								277	H	St. Bonaventure	3 2
<hr/>											
LAST 10 GAMES											
230	A	Bucknell	2 0	248	H	Iona	3 0				
80	H	Colgate	1 0	144	H	High Point	4 1				
188	A	Lafayette	1 0	277	H	St. Bonaventure	3 2				
140	A	Saint Francis (PA)	5 0	221	H	Duquesne	1 0				
41	H	Boston U.	1 0	34	A	Maryland	0 2				

Non-Div. I Games:

Navy



Average RPI Win:		135	WON-LOST RECORD		WINNING PCT. RANK		LAST 10 GAMES		STRENGTH OF SCHEDULE		OPP. STRENGTH OF SCHEDULE		TEAM RPI		ADJ RPI		CONF. RPI		ADJ CONF. RPI				
DIV. I ONLY			9-3-2		.71429	47	7-2-1		119		20		58		.58127		59	4		4			
DIV. I NON-CONF.			4-3-1		.5625	130	2-2-0		75		45		83		.55568		85	4		4			
TOTALS		RPI 1-25		RPI 26-50		W-L RECORDS		RPI 51-100		RPI 101-150		RPI 150+											
9-3-2		0-1-1		1-1-0		OVERALL		2-1-0		3-0-1		3-0-0											
4-1-2		0-0-1		0-1-0		HOME		0-0-0		1-0-1		3-0-0											
4-2-0		0-1-0		1-0-0		AWAY		1-1-0		2-0-0		0-0-0											
1-0-0		0-0-0		0-0-0		NEUTRAL		1-0-0		0-0-0		0-0-0											
4-3-1		0-1-0		0-1-0		NON-CONFERENCE		1-1-0		1-0-1		2-0-0											
2-1-1		0-0-0		0-1-0		HOME		0-0-0		0-0-1		2-0-0											
1-2-0		0-1-0		0-0-		AWAY		0-1-0		1-0-0		0-0-0											
1-0-0		0-0-0		0-0-0		NEUTRAL		1-0-0		0-0-0		0-0-0											
5-0-1		0-0-1		1-0-0		CONFERENCE		1-0-0		2-0-0		1-0-0											
2-0-1		0-0-1		0-0-0		HOME		0-0-0		1-0-0		1-0-0											
3-0-0		0-0-0		1-0-0		AWAY		1-0-0		1-0-0		0-0-0											
0-0-0		0-0-0		0-0-0		NEUTRAL		0-0-0		0-0-0		0-0-0											
RPI	S	Opponent		Score		RPI	S	Opponent		Score		RPI	S	Opponent		Score							
21	A	Minnesota		1	2	33	H	BYU		2	4	62	A	Stephen F. Austin		0	4	102	H	TCU		0	0
24	H	Tennessee		1	1	35	A	Arkansas		5	3	73	A	Alabama		2	1	113	A	Rice		1	0
												85	N	Southern California		1	0	119	H	Missouri		1	0
																		120	A	Vanderbilt		2	1
																		195	H	Mississippi St.		3	2
																		206	H	Louisiana Tech		1	0
																		270	H	La.-Monroe		6	0
																		</					



[illegible]

**Non-Div. I Games:**

Memphis



Average RPI Win: 154		WON-LOST RECORD	WINNING PCT. RANK		LAST 10 GAMES	STRENGTH OF SCHEDULE	OPP. STRENGTH OF SCHEDULE	TEAM RPI	ADJ RPI		CONF. RPI	ADJ CONF. RPI
Average RPI Loss: 67												
DIV. I ONLY		10-3-1	.75	34	8-1-1	121	99	61	.57765	61	13	13
DIV. I NON-CONF.		6-2-0	.75	51	4-0-0	198	20	73	.56646	72	15	15
<hr/>												
TOTALS		RPI 1-25		RPI 26-50		W-L RECORDS		RPI 51-100		RPI 101-150		RPI 150+
10-3-1		1-0-0		0-0-0		OVERALL		1-3-0		3-0-0		5-0-1
6-0-1		1-0-0		0-0-0		HOME		1-0-0		1-0-0		3-0-1
4-3-0		0-0-0		0-0-0		AWAY		0-3-0		2-0-0		2-0-0
0-0-0		0-0-0		0-0-0		NEUTRAL		0-0-0		0-0-0		0-0-0
6-2-0		1-0-0		0-0-0		NON-CONFERENCE		1-2-0		1-0-0		3-0-0
4-0-0		1-0-0		0-0-0		HOME		1-0-0		1-0-0		1-0-0
2-2-0		0-0-0		0-0-		AWAY		0-2-0		0-0-0		2-0-0
0-0-0		0-0-0		0-0-0		NEUTRAL		0-0-0		0-0-0		0-0-0
4-1-1		0-0-0		0-0-0		CONFERENCE		0-1-0		2-0-0		2-0-1
2-0-1		0-0-0		0-0-0		HOME		0-0-0		0-0-0		2-0-1
2-1-0		0-0-0		0-0-0		AWAY		0-1-0		2-0-0		0-0-0
0-0-0		0-0-0		0-0-0		NEUTRAL		0-0-0		0-0-0		0-0-0
RPI S	Opponent	Score		RPI S	Opponent	Score		RPI S	Opponent	Score		
24 H	Tennessee	1	0					54 A	Texas	0	2	
								60 A	Memphis	0	2	
								86 A	Furman	1	2	
								92 H	Auburn	1	0	

Non-Div. I Games:

Samford



Average RPI Win:		193	WON-LOST RECORD		WINNING PCT. RANK		LAST 10 GAMES		STRENGTH OF SCHEDULE		OPP. STRENGTH OF SCHEDULE		TEAM RPI		ADJ RPI		CONF. RPI		ADJ CONF. RPI	
DIV. I ONLY			10-2-1		.80769 17		8-1-0		167		151		64		.57536 62		16		16	
DIV. I NON-CONF.			5-1-1		.78571 40		3-0-0		115		111		48		.59223 47		21		22	
TOTALS		RPI 1-25		RPI 26-50		W-L RECORDS		RPI 51-100		RPI 101-150		RPI 150+								
10-2-1		0-0-0		0-1-0		OVERALL		2-1-0		1-0-0		7-0-1								
5-2-0		0-0-0		0-1-0		HOME		1-1-0		0-0-0		4-0-0								
5-0-1		0-0-0		0-0-0		AWAY		1-0-0		1-0-0		3-0-1								
0-0-0		0-0-0		0-0-0		NEUTRAL		0-0-0		0-0-0		0-0-0								
5-1-1		0-0-0		0-1-0		NON-CONFERENCE		2-0-0		1-0-0		2-0-1								
2-1-0		0-0-0		0-1-0		HOME		1-0-0		0-0-0		1-0-0								
3-0-1		0-0-0		0-0-		AWAY		1-0-0		1-0-0		1-0-1								
0-0-0		0-0-0		0-0-0		NEUTRAL		0-0-0		0-0-0		0-0-0								
5-1-0		0-0-0		0-0-0		CONFERENCE		0-1-0		0-0-0		5-0-0								
3-1-0		0-0-0		0-0-0		HOME		0-1-0		0-0-0		3-0-0								
2-0-0		0-0-0		0-0-0		AWAY		0-0-0		0-0-0		2-0-0								
0-0-0		0-0-0		0-0-0		NEUTRAL		0-0-0		0-0-0		0-0-0								
RPI	S	Opponent		Score		RPI	S	Opponent		Score		RPI	S	Opponent		Score				
				49	H	Arizona St.	1	3	59	H	LSU	4	0	113	A	Rice	1	0		
									65	H	Oral Roberts	1	2	182	H	Texas St.	1	0		
									88	A	UTEP	2	1	223	A	Lamar	3	0		
														228	H	Northwestern St.	2	0		
														233	A	Houston	0	0		
														246	H	Houston Baptist	2	0		
														258	A	Sam Houston St.	1	0		
														261	H	McNeese St.	2	0		
														271	A	New Mexico St.	2	0		
LAST 10 GAMES																				
				261	H	McNeese St.	2	0	65	H	Oral Roberts	1	2							
				258	A	Sam Houston St.	1	0	59	H	LSU	4	0							
				246	H	Houston Baptist	2	0	88	A	UTEP	2	1							
				223	A	Lamar	3	0	271	A	New Mexico St.	2	0							
				228	H	Northwestern St.	2	0	49	H	Arizona St.	1	3							

<b>Non-Div. I Games:</b>	<b>Abilene Christian</b>	<b>2</b>	<b>0</b>
--------------------------	--------------------------	----------	----------

Stephen F. Austin



Average RPI Win: 137		WON-LOST RECORD		WINNING PCT. RANK		LAST 10 GAMES		STRENGTH OF SCHEDULE		OPP. STRENGTH OF SCHEDULE		TEAM RPI		ADJ RPI		CONF. RPI		ADJ CONF. RPI	
DIV. I ONLY		8-5-0		.61538 92		5-5-0		82		16		62		.57471 63		1		1	
DIV. I NON-CONF.		5-0-0		1 1		2-0-0		158		160		29		.62242 31		1		1	
TOTALS		RPI 1-25		RPI 26-50		W-L RECORDS		RPI 51-100		RPI 101-150		RPI 150+							
8-5-0		1-3-0		0-1-0		OVERALL		2-1-0		2-0-0		3-0-0							
5-1-0		1-1-0		0-0-0		HOME		1-0-0		1-0-0		2-0-0							
3-4-0		0-2-0		0-1-0		AWAY		1-1-0		1-0-0		1-0-0							
0-0-0		0-0-0		0-0-0		NEUTRAL		0-0-0		0-0-0		0-0-0							
5-0-0		0-0-0		0-0-0		NON-CONFERENCE		1-0-0		2-0-0		2-0-0							
2-0-0		0-0-0		0-0-0		HOME		0-0-0		1-0-0		1-0-0							
3-0-0		0-0-0		0-0-		AWAY		1-0-0		1-0-0		1-0-0							
0-0-0		0-0-0		0-0-0		NEUTRAL		0-0-0		0-0-0		0-0-0							
3-5-0		1-3-0		0-1-0		CONFERENCE		1-1-0		0-0-0		1-0-0							
3-1-0		1-1-0		0-0-0		HOME		1-0-0		0-0-0		1-0-0							
0-4-0		0-2-0		0-1-0		AWAY		0-1-0		0-0-0		0-0-0							
0-0-0		0-0-0		0-0-0		NEUTRAL		0-0-0		0-0-0		0-0-0							
RPI S	Opponent	Score		RPI S	Opponent	Score		RPI S	Opponent	Score		RPI S	Opponent	Score					
2	H North Carolina	0	4	32	A Duke	0	3	69	A Syracuse	0	3	108	A Jacksonville	3	2				
8	A Florida St.	0	4					84	H North Carolina St.	2	1	110	H Cincinnati	2	0				
9	A Wake Forest	0	4					94	A Milwaukee	2	1	154	H Pittsburgh	1	0				
19	H Notre Dame	2	0									238	H Cleveland St.	6	1				
												286	A Fla. Atlantic	2	1				
				LAST 10 GAMES															
				69	A Syracuse	0	3	84	H North Carolina St.	2	1								
				154	H Pittsburgh	1	0	9	A Wake Forest	0	4								
				19	H Notre Dame	2	0	32	A Duke	0	3								
				8	A Florida St.	0	4	286	A Fla. Atlantic	2	1								
				2	H North Carolina	0	4	238	H Cleveland St.	6	1								

Non-Div. I Games:

Miami (FL)



Average RPI Win: 196		WON-LOST RECORD	WINNING PCT. RANK		LAST 10 GAMES	STRENGTH OF SCHEDULE	OPP. STRENGTH OF SCHEDULE	TEAM RPI	ADJ RPI		CONF. RPI	ADJ CONF. RPI					
Average RPI Loss: 34																	
DIV. I ONLY		7-2-1	.75	34	7-2-1	115	128	63	.57427	64	9	9					
DIV. I NON-CONF.		5-2-0	.71429	63	5-2-0	161	123	88	.55324	90	11	11					
TOTALS		RPI 1-25		RPI 26-50		W-L RECORDS		RPI 51-100		RPI 101-150		RPI 150+					
7-2-1	0-1-0			0-0-0	OVERALL			0-1-0	2-0-0		5-0-1						
5-1-0	0-0-0			0-0-0	HOME			0-1-0	2-0-0		3-0-0						
2-1-1	0-1-0			0-0-0	AWAY			0-0-0	0-0-0		2-0-1						
0-0-0	0-0-0			0-0-0	NEUTRAL			0-0-0	0-0-0		0-0-0						
5-2-0	0-1-0			0-0-0	NON-CONFERENCE			0-1-0	0-0-0		5-0-0						
3-1-0	0-0-0			0-0-0	HOME			0-1-0	0-0-0		3-0-0						
2-1-0	0-1-0			0-0-	AWAY			0-0-0	0-0-0		2-0-0						
0-0-0	0-0-0			0-0-0	NEUTRAL			0-0-0	0-0-0		0-0-0						
2-0-1	0-0-0			0-0-0	CONFERENCE			0-0-0	2-0-0		0-0-1						
2-0-0	0-0-0			0-0-0	HOME			0-0-0	2-0-0		0-0-0						
0-0-1	0-0-0			0-0-0	AWAY			0-0-0	0-0-0		0-0-1						
0-0-0	0-0-0			0-0-0	NEUTRAL			0-0-0	0-0-0		0-0-0						
RPI	S	Opponent		Score		RPI	S	Opponent		Score		RPI	S	Opponent		Score	
12	A	UCF		0 2								55	H	St. John's (NY)		0 4	
												104	H	Princeton		2 0	
												141	H	Dartmouth		1 0	
												167	A	Columbia		0 0	
												171	A	Massachusetts		2 1	
												176	H	Northeastern		2 1	
												249	A	Quinnipiac		1 0	
												257	H	Bryant		1 0	
												276	H	Sacred Heart		2 0	
						LAST 10 GAMES											
						104	H	Princeton		2 0		171	A	Massachusetts		2 1	
						167	A	Columbia		0 0		12	A	UCF		0 2	
						257	H	Bryant		1 0		176	H	Northeastern		2 1	
						141	H	Dartmouth		1 0		55	H	St. John's (NY)		0 4	
						276	H	Sacred Heart		2 0		249	A	Quinnipiac		1 0	

Non-Div. I Games:

Brown



Average RPI Win:	192	WON-LOST RECORD	WINNING PCT. RANK	LAST 10 GAMES	STRENGTH OF SCHEDULE	OPP. STRENGTH OF SCHEDULE	TEAM RPI	ADJ RPI	CONF. RPI	ADJ CONF. RPI							
DIV. I ONLY		7-3-0	.7 53	5-2-0	66	197	60	.57373	65	16	16						
DIV. I NON-CONF.		3-2-0	.6 111	1-1-0	181	138	131	.51598	132	21	22						
<hr/>																	
TOTALS	RPI 1-25	RPI 26-50		W-L RECORDS		RPI 51-100		RPI 101-150		RPI 150+							
7-3-0	0-0-0	0-0-0		OVERALL		1-1-0		1-2-0		5-0-0							
4-2-0	0-0-0	0-0-0		HOME		0-1-0		1-1-0		3-0-0							
3-1-0	0-0-0	0-0-0		AWAY		1-0-0		0-1-0		2-0-0							
0-0-0	0-0-0	0-0-0		NEUTRAL		0-0-0		0-0-0		0-0-0							
<hr/>																	
3-2-0	0-0-0	0-0-0		NON-CONFERENCE		0-1-0		0-1-0		3-0-0							
2-1-0	0-0-0	0-0-0		HOME		0-1-0		0-0-0		2-0-0							
1-1-0	0-0-0	0-0-		AWAY		0-0-0		0-1-0		1-0-0							
0-0-0	0-0-0	0-0-0		NEUTRAL		0-0-0		0-0-0		0-0-0							
<hr/>																	
4-1-0	0-0-0	0-0-0		CONFERENCE		1-0-0		1-1-0		2-0-0							
2-1-0	0-0-0	0-0-0		HOME		0-0-0		1-1-0		1-0-0							
2-0-0	0-0-0	0-0-0		AWAY		1-0-0		0-0-0		1-0-0							
0-0-0	0-0-0	0-0-0		NEUTRAL		0-0-0		0-0-0		0-0-0							
<hr/>																	
RPI S	Opponent	Score	RPI S	Opponent	Score	RPI S	Opponent	Score	RPI S	Opponent	Score						
						62 A	Stephen F. Austin	2 1	121 H	Southeastern La.	0 1						
						71 H	Tulsa	0 2	124 H	Nicholls St.	3 1						
									126 A	Oklahoma	0 1						
									203 A	Missouri St.	2 1						
									216 H	UMKC	3 2						
									220 H	Arkansas St.	3 2						
									223 A	Lamar	3 0						
									293 H	A&M-Corpus Christi	2 1						
						<hr/>											
									LAST 10 GAMES								
			121 H	Southeastern La.	0 1	220 H	Arkansas St.	3 2									
			124 H	Nicholls St.	3 1	126 A	Oklahoma	0 1									
			293 H	A&M-Corpus Christi	2 1	71 H	Tulsa	0 2									
			223 A	Lamar	3 0	216 H	UMKC	3 2									
			62 A	Stephen F. Austin	2 1	203 A	Missouri St.	2 1									
<hr/>																	
Non-Div. I Games:	Southwestern Okla.	6 1	Abilene Christian	1 0	Rogers St.	8 0	Incarnate Word	0 1	Oral Roberts								



Average RPI Win: 211		WON-LOST RECORD	WINNING PCT. RANK		LAST 10 GAMES	STRENGTH OF SCHEDULE	OPP. STRENGTH OF SCHEDULE	TEAM RPI	ADJ RPI	CONF. RPI	ADJ CONF. RPI		
Average RPI Loss: 127													
DIV. I ONLY		11-1-1	.88462	6	4-0-1	219	220	67	.57294	66	29	29	
DIV. I NON-CONF.		6-1-0	.85714	23	0-0-0	155	136	49	.59199	49	30	30	
<hr/>													
TOTALS		RPI 1-25		RPI 26-50		W-L RECORDS		RPI 51-100		RPI 101-150		RPI 150+	
11-1-1		0-0-0		0-0-0		OVERALL		1-0-0		1-1-0		9-0-1	
7-0-0		0-0-0		0-0-0		HOME		1-0-0		1-0-0		5-0-0	
4-1-1		0-0-0		0-0-0		AWAY		0-0-0		0-1-0		4-0-1	
0-0-0		0-0-0		0-0-0		NEUTRAL		0-0-0		0-0-0		0-0-0	
6-1-0		0-0-0		0-0-0		NON-CONFERENCE		1-0-0		1-1-0		4-0-0	
4-0-0		0-0-0		0-0-0		HOME		1-0-0		1-0-0		2-0-0	
2-1-0		0-0-0		0-0-		AWAY		0-0-0		0-1-0		2-0-0	
0-0-0		0-0-0		0-0-0		NEUTRAL		0-0-0		0-0-0		0-0-0	
5-0-1		0-0-0		0-0-0		CONFERENCE		0-0-0		0-0-0		5-0-1	
3-0-0		0-0-0		0-0-0		HOME		0-0-0		0-0-0		3-0-0	
2-0-1		0-0-0		0-0-0		AWAY		0-0-0		0-0-0		2-0-1	
0-0-0		0-0-0		0-0-0		NEUTRAL		0-0-0		0-0-0		0-0-0	
RPI	S	Opponent	Score	RPI	S	Opponent	Score	RPI	S	Opponent	Score		
								79	H	Delaware	1 0		
										114	H	Seton Hall	3 2
										127	A	Hofstra	1 2
										167	A	Columbia	2 0
										175	H	Fairleigh Dickinson	1 0
										178	H	Fairfield	2 0
										218	A	Siena	2 0
										236	A	Lehigh	1 0
										248	A	Iona	1 1
										267	H	NJIT	3 0
										284	H	Manhattan	6 0
										285	A	Niagara	1 0
										318	H	Canisius	2 1
<hr/>													
				LAST 10 GAMES									
				178	H	Fairfield	2 0	285	A	Niagara	1 0		
				218	A	Siena	2 0	175	H	Fairleigh Dickinson	1 0		
				248	A	Iona	1 1	127	A	Hofstra	1 2		
				284	H	Manhattan	6 0	167	A	Columbia	2 0		
				318	H	Canisius	2 1	267	H	NJIT	3 0		

Non-Div. I Games:

Monmouth



Average RPI Win:		197	WON-LOST RECORD		WINNING PCT. RANK		LAST 10 GAMES		STRENGTH OF SCHEDULE		OPP. STRENGTH OF SCHEDULE		TEAM RPI		ADJ RPI		CONF. RPI		ADJ CONF. RPI								
DIV. I ONLY			7-4-2		.61538 92		6-2-2		47		120		65		.57238 67		15		15								
DIV. I NON-CONF.			4-4-1		.5 147		3-2-1		32		94		74		.56254 77		14		14								
TOTALS		RPI 1-25		RPI 26-50		W-L RECORDS		RPI 51-100		RPI 101-150		RPI 150+															
7-4-2		0-3-0		0-0-0		OVERALL		0-0-1		1-0-1		6-1-0															
3-0-2		0-0-0		0-0-0		HOME		0-0-1		0-0-1		3-0-0															
2-3-0		0-2-0		0-0-0		AWAY		0-0-0		0-0-0		2-1-0															
2-1-0		0-1-0		0-0-0		NEUTRAL		0-0-0		1-0-0		1-0-0															
4-4-1		0-3-0		0-0-0		NON-CONFERENCE		0-0-0		1-0-1		3-1-0															
2-0-1		0-0-0		0-0-0		HOME		0-0-0		0-0-1		2-0-0															
0-3-0		0-2-0		0-0-		AWAY		0-0-0		0-0-0		0-1-0															
2-1-0		0-1-0		0-0-0		NEUTRAL		0-0-0		1-0-0		1-0-0															
3-0-1		0-0-0		0-0-0		CONFERENCE		0-0-1		0-0-0		3-0-0															
1-0-1		0-0-0		0-0-0		HOME		0-0-1		0-0-0		1-0-0															
2-0-0		0-0-0		0-0-0		AWAY		0-0-0		0-0-0		2-0-0															
0-0-0		0-0-0		0-0-0		NEUTRAL		0-0-0		0-0-0		0-0-0															
RPI	S	Opponent		Score		RPI	S	Opponent		Score		RPI	S	Opponent		Score											
1	A	Virginia		2	4							74	H	La Salle		2	2	107	H	Elon		1	1				
2	N	North Carolina		0	4													140	N	Saint Francis (PA)		2	1				
6	A	Georgetown		0	4													171	A	Massachusetts		1	0				
																		173	H	Maine		2	0				
																		183	N	Coastal Caro.		2	1				
																		190	A	George Mason		5	1				
																		227	H	Fordham		1	0				
																		266	A	Col. of Charleston		1	2				
																		296	H	Campbell		4	0				
						LAST 10 GAMES																					
						74 H La Salle						2	2	296 H Campbell						4	0						
						227 H Fordham						1	0	173 H Maine						2	0						
						171 A Massachusetts						1	0	183 N Coastal Caro.						2	1						
						107 H Elon						1	1	266 A Col. of Charleston						1	2						
						190 A George Mason						5	1	6 A Georgetown						0	4						



Average RPI Win:		195	WON-LOST RECORD		WINNING PCT. RANK		LAST 10 GAMES		STRENGTH OF SCHEDULE		OPP. STRENGTH OF SCHEDULE		TEAM RPI		ADJ RPI		CONF. RPI		ADJ CONF. RPI				
DIV. I ONLY			7-4-3		.60714		100		58		98		68		.57054		68		7		7		
DIV. I NON-CONF.			5-1-3		.72222		58		78		157		54		.58444		54		6		6		
TOTALS		RPI 1-25		RPI 26-50		W-L RECORDS		RPI 51-100		RPI 101-150		RPI 150+											
7-4-3		0-2-0		1-1-2		OVERALL		0-0-1		2-1-0		4-0-0											
7-0-2		0-0-0		1-0-2		HOME		0-0-0		2-0-0		4-0-0											
0-4-1		0-2-0		0-1-0		AWAY		0-0-1		0-1-0		0-0-0											
0-0-0		0-0-0		0-0-0		NEUTRAL		0-0-0		0-0-0		0-0-0											
5-1-3		0-1-0		0-0-2		NON-CONFERENCE		0-0-1		2-0-0		3-0-0											
5-0-2		0-0-0		0-0-2		HOME		0-0-0		2-0-0		3-0-0											
0-1-1		0-1-0		0-0-		AWAY		0-0-1		0-0-0		0-0-0											
0-0-0		0-0-0		0-0-0		NEUTRAL		0-0-0		0-0-0		0-0-0											
2-3-0		0-1-0		1-1-0		CONFERENCE		0-0-0		0-1-0		1-0-0											
2-0-0		0-0-0		1-0-0		HOME		0-0-0		0-0-0		1-0-0											
0-3-0		0-1-0		0-1-0		AWAY		0-0-0		0-1-0		0-0-0											
0-0-0		0-0-0		0-0-0		NEUTRAL		0-0-0		0-0-0		0-0-0											
RPI	S	Opponent		Score		RPI	S	Opponent		Score		RPI	S	Opponent		Score							
11	A	South Carolina		0	1	29	A	Louisville		0	3	54	A	Texas		1	1	110	A	Cincinnati		2	3
12	A	UCF		1	2	31	H	Florida		1	1							135	H	Middle Tenn.		1	0
						44	H	Clemson		1	1							137	H	South Ala.		1	0
						48	H	Connecticut		3	2							212	H	Temple		1	0
																		222	H	North Florida		1	0
																		285	H	Niagara		3	0
																		325	H	Ark.-Pine Bluff		7	0
LAST 10 GAMES																							
						110	A	Cincinnati		2	3	137	H	South Ala.		1	0						
						29	A	Louisville		0	3	31	H	Florida		1	1						
						48	H	Connecticut		3	2	11	A	South Carolina		0	1						
						212	H	Temple		1	0	222	H	North Florida		1	0						
						12	A	UCF		1	2	135	H	Middle Tenn.		1	0						

Non-Div. I Games:

South Fla.



Average RPI Win: 151		WON-LOST	WINNING	LAST 10	STRENGTH OF		OPP. STRENGTH	TEAM	ADJ	CONF.	ADJ CONF.
Average RPI Loss: 20		RECORD	PCT. RANK	GAMES	SCHEDULE		OF SCHEDULE	RPI	RPI	RPI	RPI
DIV. I ONLY		6-8-1	.43333	194	2-7-1		18	23	69	.56878	69
DIV. I NON-CONF.		4-2-0	.66667	80	0-1-0		65	101	56	.58141	56
TOTALS		RPI 1-25	RPI 26-50		W-L RECORDS		RPI 51-100		RPI 101-150		RPI 150+
6-8-1	0-6-0	0-2-1		OVERALL		2-0-0		1-0-0		3-0-0	
4-3-1	0-2-0	0-1-1		HOME		2-0-0		0-0-0		2-0-0	
1-4-0	0-3-0	0-1-0		AWAY		0-0-0		0-0-0		1-0-0	
1-1-0	0-1-0	0-0-0		NEUTRAL		0-0-0		1-0-0		0-0-0	
4-2-0	0-1-0	0-1-0		NON-CONFERENCE		1-0-0		1-0-0		2-0-0	
3-0-0	0-0-0	0-0-0		HOME		1-0-0		0-0-0		2-0-0	
0-1-0	0-0-0	0-0-0		AWAY		0-0-0		0-0-0		0-0-0	
1-1-0	0-1-0	0-0-0		NEUTRAL		0-0-0		1-0-0		0-0-0	
2-6-1	0-5-0	0-1-1		CONFERENCE		1-0-0		0-0-0		1-0-0	
1-3-1	0-2-0	0-1-1		HOME		1-0-0		0-0-0		0-0-0	
1-3-0	0-3-0	0-0-0		AWAY		0-0-0		0-0-0		1-0-0	
0-0-0	0-0-0	0-0-0		NEUTRAL		0-0-0		0-0-0		0-0-0	
RPI S	Opponent	Score	RPI S	Opponent	Score	RPI S	Opponent	Score	RPI S	Opponent	Score
1 A	Virginia	0 3	32 H	Duke	2 2	63 H	Miami (FL)	3 0	127 N	Hofstra	3 2
7 A	Virginia Tech	0 3	44 H	Clemson	0 1	80 H	Colgate	1 0	154 A	Pittsburgh	4 0
8 H	Florida St.	0 1	48 A	Connecticut	0 1				175 H	Fairleigh Dickinson	2 1
9 H	Wake Forest	0 1							305 H	Albany (NY)	4 0
19 A	Notre Dame	0 1									
20 N	West Virginia	1 2									
			LAST 10 GAMES								
			63 H	Miami (FL)	3 0	32 H	Duke	2 2			
			8 H	Florida St.	0 1	19 A	Notre Dame	0 1			
			154 A	Pittsburgh	4 0	7 A	Virginia Tech	0 3			
			9 H	Wake Forest	0 1	1 A	Virginia	0 3			
			44 H	Clemson	0 1	48 A	Connecticut	0 1			

Non-Div. I Games:

Syracuse



Average RPI Win: 149		WON-LOST	WINNING	LAST 10	STRENGTH OF		OPP. STRENGTH	TEAM	ADJ	CONF.	ADJ CONF.
Average RPI Loss: 38		RECORD	PCT. RANK	GAMES	SCHEDULE		OF SCHEDULE	RPI	RPI	RPI	RPI
DIV. I ONLY		5-6-3	.46429	175	4-5-1		19	66	70	.56734	70
DIV. I NON-CONF.		3-4-2	.44444	190	2-3-0		46	70	101	.53882	102
TOTALS		RPI 1-25	RPI 26-50		W-L RECORDS		RPI 51-100		RPI 101-150		RPI 150+
5-6-3		0-2-0	0-2-0		OVERALL		2-2-2		1-0-1		2-0-0
4-2-1		0-1-0	0-0-0		HOME		1-1-1		1-0-0		2-0-0
1-4-2		0-1-0	0-2-0		AWAY		1-1-1		0-0-1		0-0-0
0-0-0		0-0-0	0-0-0		NEUTRAL		0-0-0		0-0-0		0-0-0
3-4-2		0-1-0	0-2-0		NON-CONFERENCE		0-1-1		1-0-1		2-0-0
3-1-1		0-0-0	0-0-0		HOME		0-1-1		1-0-0		2-0-0
0-3-1		0-1-0	0-0-		AWAY		0-0-0		0-0-1		0-0-0
0-0-0		0-0-0	0-0-0		NEUTRAL		0-0-0		0-0-0		0-0-0
2-2-1		0-1-0	0-0-0		CONFERENCE		2-1-1		0-0-0		0-0-0
1-1-0		0-1-0	0-0-0		HOME		1-0-0		0-0-0		0-0-0
1-1-1		0-0-0	0-0-0		AWAY		1-1-1		0-0-0		0-0-0
0-0-0		0-0-0	0-0-0		NEUTRAL		0-0-0		0-0-0		0-0-0
RPI S	Opponent	Score	RPI S	Opponent	Score	RPI S	Opponent	Score	RPI S	Opponent	Score
4 H	Marquette	0 1	34 A	Maryland	2 4	55 A	St. John's (NY)	1 1	123 A	Drexel	1 1
22 A	Rutgers	1 2	36 A	James Madison	2 3	56 A	DePaul	0 2	140 H	Saint Francis (PA)	2 1
						74 H	La Salle	0 1	187 H	Richmond	3 0
						81 H	Radford	1 1	236 H	Lehigh	2 0
						82 H	Butler	2 0			
						98 A	Xavier	2 1			
LAST 10 GAMES											
55 A	St. John's (NY)	1 1	22 A	Rutgers	1 2						
56 A	DePaul	0 2	140 H	Saint Francis (PA)	2 1						
98 A	Xavier	2 1	74 H	La Salle	0 1						
4 H	Marquette	0 1	187 H	Richmond	3 0						
82 H	Butler	2 0	36 A	James Madison	2 3						

Non-Div. I Games:

Villanova



Average RPI Win:	182	WON-LOST	WINNING	LAST 10	STRENGTH OF	OPP. STRENGTH	TEAM	ADJ	CONF.	ADJ CONF.			
Average RPI Loss:	58	RECORD	PCT. RANK	GAMES	SCHEDULE	OF SCHEDULE	RPI	RPI	RPI	RPI			
DIV. I ONLY	9-4-1	.67857	60	6-3-1	100	114	72	.56708	71	12	12		
DIV. I NON-CONF.	6-3-0	.66667	80	3-2-0	110	108	77	.56488	73	12	12		
<hr/>													
TOTALS	RPI 1-25	RPI 26-50		W-L RECORDS	RPI 51-100		RPI 101-150		RPI 150+				
9-4-1	0-2-0	0-1-0		OVERALL	1-0-0		1-0-0		7-1-1				
4-1-1	0-1-0	0-0-0		HOME	0-0-0		0-0-0		4-0-1				
5-3-0	0-1-0	0-1-0		AWAY	1-0-0		1-0-0		3-1-0				
0-0-0	0-0-0	0-0-0		NEUTRAL	0-0-0		0-0-0		0-0-0				
<hr/>													
6-3-0	0-1-0	0-1-0		NON-CONFERENCE	1-0-0		0-0-0		5-1-0				
3-1-0	0-1-0	0-0-0		HOME	0-0-0		0-0-0		3-0-0				
3-2-0	0-0-0	0-0-		AWAY	1-0-0		0-0-0		2-1-0				
0-0-0	0-0-0	0-0-0		NEUTRAL	0-0-0		0-0-0		0-0-0				
<hr/>													
3-1-1	0-1-0	0-0-0		CONFERENCE	0-0-0		1-0-0		2-0-1				
1-0-1	0-0-0	0-0-0		HOME	0-0-0		0-0-0		1-0-1				
2-1-0	0-1-0	0-0-0		AWAY	0-0-0		1-0-0		1-0-0				
0-0-0	0-0-0	0-0-0		NEUTRAL	0-0-0		0-0-0		0-0-0				
<hr/>													
RPI S	Opponent	Score		RPI S	Opponent	Score		RPI S	Opponent	Score			
5 H	Penn St.	2	3	35 A	Arkansas	0	1	65 A	Oral Roberts	2	0		
16 A	Colorado Col.	0	2					113 A	Rice	1	0		
								152 A	Southern Miss.	1	0		
								177 A	Cal St. Northridge	0	1		
								203 A	Missouri St.	1	0		
								206 H	Louisiana Tech	3	0		
								214 A	UC Riverside	1	0		
								217 H	Gonzaga	3	0		
								220 H	Arkansas St.	4	0		
								246 H	Houston Baptist	2	1		
								286 H	Fla. Atlantic	0	0		
<hr/>													
				LAST 10 GAMES									
				16 A Colorado Col.				0	2	214 A UC Riverside		1	0
				113 A Rice				1	0	177 A Cal St. Northridge		0	1
				152 A Southern Miss.				1	0	5 H Penn St.		2	3
				286 H Fla. Atlantic				0	0	220 H Arkansas St.		4	0
				206 H Louisiana Tech				3	0	65 A Oral Roberts		2	0

**Non-Div. I Games:**

Tulsa



Average RPI Win:	147	WON-LOST RECORD	WINNING PCT. RANK	LAST 10 GAMES	STRENGTH OF SCHEDULE	OPP. STRENGTH OF SCHEDULE	TEAM RPI	ADJ RPI	CONF. RPI	ADJ CONF. RPI																																																																																																	
Average RPI Loss:	60																																																																																																										
DIV. I ONLY		8-5-0	.61538 92	7-3-0	91	56	73	.56623 72	11	11																																																																																																	
DIV. I NON-CONF.		5-4-0	.55556 135	4-2-0	59	9	68	.57104 67	10	10																																																																																																	
<hr/>																																																																																																											
TOTALS	RPI 1-25		RPI 26-50	W-L RECORDS		RPI 51-100		RPI 101-150		RPI 150+																																																																																																	
8-5-0	0-2-0		1-1-0	OVERALL		1-1-0		2-1-0		4-0-0																																																																																																	
3-3-0	0-2-0		0-1-0	HOME		0-0-0		1-0-0		2-0-0																																																																																																	
5-2-0	0-0-0		1-0-0	AWAY		1-1-0		1-1-0		2-0-0																																																																																																	
0-0-0	0-0-0		0-0-0	NEUTRAL		0-0-0		0-0-0		0-0-0																																																																																																	
<hr/>																																																																																																											
5-4-0	0-2-0		1-1-0	NON-CONFERENCE		1-1-0		2-0-0		1-0-0																																																																																																	
1-3-0	0-2-0		0-1-0	HOME		0-0-0		1-0-0		0-0-0																																																																																																	
4-1-0	0-0-0		1-0-	AWAY		1-1-0		1-0-0		1-0-0																																																																																																	
0-0-0	0-0-0		0-0-0	NEUTRAL		0-0-0		0-0-0		0-0-0																																																																																																	
<hr/>																																																																																																											
3-1-0	0-0-0		0-0-0	CONFERENCE		0-0-0		0-1-0		3-0-0																																																																																																	
2-0-0	0-0-0		0-0-0	HOME		0-0-0		0-0-0		2-0-0																																																																																																	
1-1-0	0-0-0		0-0-0	AWAY		0-0-0		0-1-0		1-0-0																																																																																																	
0-0-0	0-0-0		0-0-0	NEUTRAL		0-0-0		0-0-0		0-0-0																																																																																																	
<hr/>																																																																																																											
RPI S	Opponent	Score	RPI S	Opponent	Score	RPI S	Opponent	Score	RPI S	Opponent	Score																																																																																																
14 H	Denver	2 3	28 H	Washington St.	0 4	87 A	San Diego	0 1	139 A	Oregon St.	2 0																																																																																																
23 H	California	1 3	33 A	BYU	1 0	95 A	Oregon	2 1	148 H	UNLV	2 0																																																																																																
									149 A	UC Santa Barbara	0 1																																																																																																
									165 A	Cal Poly	4 3																																																																																																
									174 H	UC Davis	3 1																																																																																																
									211 A	Loyola Marymount	3 0																																																																																																
									214 H	UC Riverside	2 0																																																																																																



Average RPI Win:	106	WON-LOST RECORD	WINNING PCT. RANK	LAST 10 GAMES	STRENGTH OF SCHEDULE	OPP. STRENGTH OF SCHEDULE	TEAM RPI	ADJ RPI	CONF. RPI	ADJ CONF. RPI	
DIV. I ONLY		5-8-0	.38462 225	4-6-0	7	41	71	.56601 73	4	4	
DIV. I NON-CONF.		2-5-0	.28571 264	1-3-0	10	81	112	.53296 112	4	4	
<hr/>											
TOTALS	RPI 1-25	RPI 26-50		W-L RECORDS	RPI 51-100		RPI 101-150		RPI 150+		
5-8-0	1-3-0	1-2-0		OVERALL	0-2-0		2-0-0		1-1-0		
4-2-0	1-0-0	0-0-0		HOME	0-1-0		2-0-0		1-1-0		
1-5-0	0-3-0	1-1-0		AWAY	0-1-0		0-0-0		0-0-0		
0-1-0	0-0-0	0-1-0		NEUTRAL	0-0-0		0-0-0		0-0-0		
<hr/>											
2-5-0	0-2-0	0-1-0		NON-CONFERENCE	0-1-0		1-0-0		1-1-0		
2-1-0	0-0-0	0-0-0		HOME	0-0-0		1-0-0		1-1-0		
0-3-0	0-2-0	0-0-		AWAY	0-1-0		0-0-0		0-0-0		
0-1-0	0-0-0	0-1-0		NEUTRAL	0-0-0		0-0-0		0-0-0		
<hr/>											
3-3-0	1-1-0	1-1-0		CONFERENCE	0-1-0		1-0-0		0-0-0		
2-1-0	1-0-0	0-0-0		HOME	0-1-0		1-0-0		0-0-0		
1-2-0	0-1-0	1-1-0		AWAY	0-0-0		0-0-0		0-0-0		
0-0-0	0-0-0	0-0-0		NEUTRAL	0-0-0		0-0-0		0-0-0		
<hr/>											
RPI S	Opponent	Score	RPI S	Opponent	Score	RPI S	Opponent	Score	RPI S	Opponent	Score
9 A	Wake Forest	0 3	26 N	Colorado	0 1	59 H	LSU	1 2	112 H	UAB	1 0
11 A	South Carolina	1 2	31 A	Florida	0 3	60 A	Memphis	0 6	120 H	Vanderbilt	5 2
14 A	Denver	0 2	40 A	Georgia	3 2				194 H	Mercer	1 2
24 H	Tennessee	4 2							234 H	Georgia St.	2 1
<hr/>											
			LAST 10 GAMES								
			11 A South Carolina 1 2			31 A Florida 0 3					
			59 H LSU 1 2			112 H UAB 1 0					
			40 A Georgia 3 2			60 A Memphis 0 6					
			24 H Tennessee 4 2			14 A Denver 0 2					
			120 H Vanderbilt 5 2			26 N Colorado 0 1					

**Non-Div. I Games:**

Alabama



Average RPI Win:	173	WON-LOST RECORD	WINNING PCT. RANK	LAST 10 GAMES	STRENGTH OF SCHEDULE	OPP. STRENGTH OF SCHEDULE	TEAM RPI	ADJ RPI	CONF. RPI	ADJ CONF. RPI					
Average RPI Loss:	75														
DIV. I ONLY		9-3-2	.71429	47	6-2-2	172	54	76	.56426	74	15	15			
DIV. I NON-CONF.		8-2-1	.77273	50	5-1-1	176	24	63	.57924	59	14	14			
<hr/>															
TOTALS	RPI 1-25	RPI 26-50		W-L RECORDS		RPI 51-100		RPI 101-150		RPI 150+					
9-3-2	0-1-0	1-1-0		OVERALL		1-0-1		2-0-1		5-1-0					
4-0-0	0-0-0	0-0-0		HOME		0-0-0		1-0-0		3-0-0					
4-3-2	0-1-0	1-1-0		AWAY		1-0-1		1-0-1		1-1-0					
1-0-0	0-0-0	0-0-0		NEUTRAL		0-0-0		0-0-0		1-0-0					
8-2-1	0-1-0	1-1-0		NON-CONFERENCE		1-0-0		2-0-1		4-0-0					
3-0-0	0-0-0	0-0-0		HOME		0-0-0		1-0-0		2-0-0					
4-2-1	0-1-0	1-0-		AWAY		1-0-0		1-0-1		1-0-0					
1-0-0	0-0-0	0-0-0		NEUTRAL		0-0-0		0-0-0		1-0-0					
1-1-1	0-0-0	0-0-0		CONFERENCE		0-0-1		0-0-0		1-1-0					
1-0-0	0-0-0	0-0-0		HOME		0-0-0		0-0-0		1-0-0					
0-1-1	0-0-0	0-0-0		AWAY		0-0-1		0-0-0		0-1-0					
0-0-0	0-0-0	0-0-0		NEUTRAL		0-0-0		0-0-0		0-0-0					
RPI	S	Opponent	Score	RPI	S	Opponent	Score	RPI	S	Opponent	Score				
5	A	Penn St.	1 5	36	A	James Madison	2 1	67	A	VCU	2 2	104	A	Princeton	0 0
				48	A	Connecticut	0 1	70	A	Villanova	1 0	105	H	Marshall	2 1
												123	A	Drexel	4 0
												172	A	George Washington	0 1
												204	H	American	3 2
												227	H	Fordham	1 0
												236	A	Lehigh	1 0
												272	N	Old Dominion	1 0
												281	H	Loyola Maryland	4 0
<hr/>															
LAST 10 GAMES															
				67	A	VCU	2 2	236	A	Lehigh	1 0				
				172	A	George Washington	0 1	48	A	Connecticut	0 1				
				227	H	Fordham	1 0	281	H	Loyola Maryland	4 0				
				104	A	Princeton	0 0	70	A	Villanova	1 0				
				123	A	Drexel	4 0	105	H	Marshall	2 1				

Non-Div. I Games:

La Salle



Average RPI Win: 159		WON-LOST RECORD		WINNING PCT. RANK		LAST 10 GAMES		STRENGTH OF SCHEDULE		OPP. STRENGTH OF SCHEDULE		TEAM RPI		ADJ RPI		CONF. RPI		ADJ CONF. RPI				
DIV. I ONLY		7-5-2		.57143 116		4-5-1		59		82		74		.56245 75		2		2				
DIV. I NON-CONF.		6-0-2		.875 18		3-0-1		226		152		65		.57247 66		3		3				
TOTALS		RPI 1-25		RPI 26-50		W-L RECORDS		RPI 51-100		RPI 101-150		RPI 150+										
7-5-2		1-2-0		0-2-0		OVERALL		2-1-0		1-0-1		3-0-1										
4-2-2		1-1-0		0-1-0		HOME		1-0-0		0-0-1		2-0-1										
3-3-0		0-1-0		0-1-0		AWAY		1-1-0		1-0-0		1-0-0										
0-0-0		0-0-0		0-0-0		NEUTRAL		0-0-0		0-0-0		0-0-0										
6-0-2		0-0-0		0-0-0		NON-CONFERENCE		2-0-0		1-0-1		3-0-1										
3-0-2		0-0-0		0-0-0		HOME		1-0-0		0-0-1		2-0-1										
3-0-0		0-0-0		0-0-		AWAY		1-0-0		1-0-0		1-0-0										
0-0-0		0-0-0		0-0-0		NEUTRAL		0-0-0		0-0-0		0-0-0										
1-5-0		1-2-0		0-2-0		CONFERENCE		0-1-0		0-0-0		0-0-0										
1-2-0		1-1-0		0-1-0		HOME		0-0-0		0-0-0		0-0-0										
0-3-0		0-1-0		0-1-0		AWAY		0-1-0		0-0-0		0-0-0										
0-0-0		0-0-0		0-0-0		NEUTRAL		0-0-0		0-0-0		0-0-0										
RPI	S	Opponent		Score		RPI	S	Opponent		Score		RPI	S	Opponent		Score						
10	H	Michigan		1	2	39	H	Wisconsin		0	2	57	A	Iowa		0	1	132	A	Eastern Mich.	3	2
17	A	Nebraska		0	1	50	A	Ohio St.		1	3	90	A	Dayton		2	1	142	H	San Diego St.	1	1
21	H	Minnesota		3	0							94	H	Milwaukee		5	2	163	H	Oakland	1	1
														226 A New Mexico		1	0					
														241 H Buffalo		2	0					
														309 H Bowling Green		3	1					
LAST 10 GAMES																						
						50	A	Ohio St.		1	3	17	A	Nebraska		0	1					
						57	A	Iowa		0	1	132	A	Eastern Mich.		3	2					
						10	H	Michigan		1	2	309	H	Bowling Green		3	1					
						39	H	Wisconsin		0	2	226	A	New Mexico		1	0					
						21	H	Minnesota		3	0	163	H	Oakland		1	1					

Non-Div. I Games:

Michigan St.



Average RPI Win: 161		WON-LOST RECORD	WINNING PCT. RANK		LAST 10 GAMES	STRENGTH OF SCHEDULE	OPP. STRENGTH OF SCHEDULE	TEAM RPI	ADJ RPI		CONF. RPI	ADJ CONF. RPI					
Average RPI Loss: 58																	
DIV. I ONLY		8-5-1	.60714	100	6-3-1	89	70	75	.5608	76	2	2					
DIV. I NON-CONF.		5-2-1	.6875	69	3-0-1	174	181	104	.53753	105	3	3					
<hr/>																	
TOTALS		RPI 1-25		RPI 26-50		W-L RECORDS		RPI 51-100		RPI 101-150		RPI 150+					
8-5-1		0-2-0		1-1-0		OVERALL		1-1-1		3-1-0		3-0-0					
6-3-1		0-1-0		0-1-0		HOME		1-1-1		2-0-0		3-0-0					
2-2-0		0-1-0		1-0-0		AWAY		0-0-0		1-1-0		0-0-0					
0-0-0		0-0-0		0-0-0		NEUTRAL		0-0-0		0-0-0		0-0-0					
5-2-1		0-0-0		0-0-0		NON-CONFERENCE		0-1-1		2-1-0		3-0-0					
4-1-1		0-0-0		0-0-0		HOME		0-1-1		1-0-0		3-0-0					
1-1-0		0-0-0		0-0-		AWAY		0-0-0		1-1-0		0-0-0					
0-0-0		0-0-0		0-0-0		NEUTRAL		0-0-0		0-0-0		0-0-0					
3-3-0		0-2-0		1-1-0		CONFERENCE		1-0-0		1-0-0		0-0-0					
2-2-0		0-1-0		0-1-0		HOME		1-0-0		1-0-0		0-0-0					
1-1-0		0-1-0		1-0-0		AWAY		0-0-0		0-0-0		0-0-0					
0-0-0		0-0-0		0-0-0		NEUTRAL		0-0-0		0-0-0		0-0-0					
RPI	S	Opponent		Score		RPI	S	Opponent		Score		RPI	S	Opponent		Score	
5	A	Penn St.		1	6	39	H	Wisconsin		1	3	52	H	Illinois		1	0
17	H	Nebraska		0	4	50	A	Ohio St.		1	0	91	H	Seattle		2	2
												98	H	Xavier		3	4
												128	H	Northwestern		1	0
												129	A	Kansas		1	4
												134	A	Miami (OH)		4	3
												141	H	Dartmouth		5	3
												240	H	IPFW		2	0
												254	H	Akron		5	0
												289	H	Northern Ill.		4	1
<hr/>																	
LAST 10 GAMES																	
17	H	Nebraska		0	4	39	H	Wisconsin		1	3						
128	H	Northwestern		1	0	134	A	Miami (OH)		4	3						
52	H	Illinois		1	0	240	H	IPFW		2	0						
50	A	Ohio St.		1	0	91	H	Seattle		2	2						
5	A	Penn St.		1	6	141	H	Dartmouth		5	3						

Non-Div. I Games:

Purdue



Average RPI Win:		203	WON-LOST RECORD		WINNING PCT. RANK	LAST 10 GAMES		STRENGTH OF SCHEDULE		OPP. STRENGTH OF SCHEDULE	TEAM RPI	ADJ RPI	CONF. RPI	ADJ CONF. RPI									
Average RPI Loss:		83																					
DIV. I ONLY			7-3-4		.64286	80		6-2-2		92	147	78	.55956	77	19	19							
DIV. I NON-CONF.			2-3-4		.44444	190		1-2-2		84	80	129	.5204	127	22	21							
TOTALS		RPI 1-25		RPI 26-50		W-L RECORDS		RPI 51-100		RPI 101-150		RPI 150+											
7-3-4		0-0-1		0-1-0		OVERALL		0-1-0		1-1-2		6-0-1											
5-2-2		0-0-0		0-1-0		HOME		0-1-0		0-0-2		5-0-0											
2-1-2		0-0-1		0-0-0		AWAY		0-0-0		1-1-0		1-0-1											
0-0-0		0-0-0		0-0-0		NEUTRAL		0-0-0		0-0-0		0-0-0											
2-3-4		0-0-1		0-1-0		NON-CONFERENCE		0-1-0		0-1-2		2-0-1											
2-2-2		0-0-0		0-1-0		HOME		0-1-0		0-0-2		2-0-0											
0-1-2		0-0-1		0-0-		AWAY		0-0-0		0-1-0		0-0-1											
0-0-0		0-0-0		0-0-0		NEUTRAL		0-0-0		0-0-0		0-0-0											
5-0-0		0-0-0		0-0-0		CONFERENCE		0-0-0		1-0-0		4-0-0											
3-0-0		0-0-0		0-0-0		HOME		0-0-0		0-0-0		3-0-0											
2-0-0		0-0-0		0-0-0		AWAY		0-0-0		1-0-0		1-0-0											
0-0-0		0-0-0		0-0-0		NEUTRAL		0-0-0		0-0-0		0-0-0											
RPI	S	Opponent		Score		RPI	S	Opponent		Score		RPI	S	Opponent		Score							
24	A	Tennessee		0	0	43	H	Utah		0	2	60	H	Memphis		0	1						
												113	H	Rice		0	0						
												118	H	Austin Peay		1	1						
												137	A	South Ala.		1	0						
												147	A	Western Caro.		0	2						
												166	H	La.-Lafayette		2	0						
												179	H	Lipscomb		2	1						
												182	A	Texas St.		1	0						
												213	A	Belmont		1	1						
												219	H	Indiana St.		2	1						
												268	H	Troy		1	0						
												270	H	La.-Monroe		2	0						
												LAST 10 GAMES											
												137	A	South Ala.		1	0	179	H	Lipscomb		2	1
												268	H	Troy		1	0	213	A	Belmont		1	1
												182	A	Texas St.		1	0	24	A	Tennessee		0	0
												147						A	Western Caro.		0	2	
												60						H	Memphis		0	1	

Non-Div. I Games:

Western Ky.



[illegible]

**Non-Div. I Games:**

Long Beach St.



Average RPI Win:		200	WON-LOST		WINNING		LAST 10		STRENGTH OF		OPP. STRENGTH		TEAM		ADJ		CONF.		ADJ CONF.					
Average RPI Loss:		34	RECORD		PCT. RANK		GAMES		SCHEDULE		OF SCHEDULE		RPI		RPI		RPI		RPI					
DIV. I ONLY			8-6-1		.56667		128		7-2-1		55		107		77		.55842		79		10		10	
DIV. I NON-CONF.			6-4-0		.6		111		5-0-0		69		114		80		.5601		82		9		9	
TOTALS		RPI 1-25		RPI 26-50		W-L RECORDS		RPI 51-100		RPI 101-150		RPI 150+												
8-6-1		0-3-0		0-1-0		OVERALL		0-2-0		2-0-1		6-0-0												
5-1-1		0-0-0		0-1-0		HOME		0-0-0		2-0-1		3-0-0												
3-5-0		0-3-0		0-0-0		AWAY		0-2-0		0-0-0		3-0-0												
0-0-0		0-0-0		0-0-0		NEUTRAL		0-0-0		0-0-0		0-0-0												
6-4-0		0-2-0		0-0-0		NON-CONFERENCE		0-2-0		2-0-0		4-0-0												
4-0-0		0-0-0		0-0-0		HOME		0-0-0		2-0-0		2-0-0												
2-4-0		0-2-0		0-0-		AWAY		0-2-0		0-0-0		2-0-0												
0-0-0		0-0-0		0-0-0		NEUTRAL		0-0-0		0-0-0		0-0-0												
2-2-1		0-1-0		0-1-0		CONFERENCE		0-0-0		0-0-1		2-0-0												
1-1-1		0-0-0		0-1-0		HOME		0-0-0		0-0-1		1-0-0												
1-1-0		0-1-0		0-0-0		AWAY		0-0-0		0-0-0		1-0-0												
0-0-0		0-0-0		0-0-0		NEUTRAL		0-0-0		0-0-0		0-0-0												
RPI	S	Opponent		Score		RPI	S	Opponent		Score		RPI	S	Opponent		Score		RPI	S	Opponent		Score		
6	A	Georgetown		0	3	36	H	James Madison		1	2	55	A	St. John's (NY)		1	2	114	H	Seton Hall		2	1	
18	A	William & Mary		1	2							66	A	Monmouth		0	1	127	H	Hofstra		1	1	
22	A	Rutgers		0	1													140	H	Saint Francis (PA)		2	0	
																		176	H	Northeastern		2	0	
																		190	A	George Mason		3	0	
																		209	A	Towson		1	0	
																		212	A	Temple		2	1	
																		279	H	LIU Brooklyn		2	0	
																		281	H	Loyola Maryland		2	1	

Non-Div. I Games:

Delaware



Average RPI Win: 227		WON-LOST	WINNING	LAST 10	STRENGTH OF		OPP. STRENGTH	TEAM	ADJ		CONF.	ADJ CONF.		
Average RPI Loss: 47		RECORD	PCT. RANK	GAMES	SCHEDULE		OF SCHEDULE	RPI	RPI		RPI	RPI		
DIV. I ONLY		8-4-0	.66667	73	6-4-0		98	160	79	.55822	80	14	14	
DIV. I NON-CONF.		4-3-0	.57143	126	2-3-0		49	132	78	.56105	81	13	13	
TOTALS		RPI 1-25	RPI 26-50		W-L RECORDS		RPI 51-100		RPI 101-150		RPI 150+			
8-4-0		0-1-0	0-0-0		OVERALL		0-3-0		1-0-0		7-0-0			
4-0-0		0-0-0	0-0-0		HOME		0-0-0		0-0-0		4-0-0			
3-4-0		0-1-0	0-0-0		AWAY		0-3-0		1-0-0		2-0-0			
1-0-0		0-0-0	0-0-0		NEUTRAL		0-0-0		0-0-0		1-0-0			
4-3-0		0-1-0	0-0-0		NON-CONFERENCE		0-2-0		1-0-0		3-0-0			
1-0-0		0-0-0	0-0-0		HOME		0-0-0		0-0-0		1-0-0			
2-3-0		0-1-0	0-0-		AWAY		0-2-0		1-0-0		1-0-0			
1-0-0		0-0-0	0-0-0		NEUTRAL		0-0-0		0-0-0		1-0-0			
4-1-0		0-0-0	0-0-0		CONFERENCE		0-1-0		0-0-0		4-0-0			
3-0-0		0-0-0	0-0-0		HOME		0-0-0		0-0-0		3-0-0			
1-1-0		0-0-0	0-0-0		AWAY		0-1-0		0-0-0		1-0-0			
0-0-0		0-0-0	0-0-0		NEUTRAL		0-0-0		0-0-0		0-0-0			
RPI	S	Opponent	Score		RPI	S	Opponent	Score		RPI	S	Opponent	Score	
4	A	Marquette	0 1							146	A	Cornell	3 0	
										188	H	Lafayette	4 1	
										199	A	Army	2 1	
										218	H	Siena	3 0	
										250	N	New Hampshire	2 0	
										259	A	Vermont	1 0	
										273	H	Holy Cross	1 0	
										281	H	Loyola Maryland	3 0	
LAST 10 GAMES														
					273	H	Holy Cross	1 0		56	A	DePaul	2 3	
					199	A	Army	2 1		4	A	Marquette	0 1	
					57	A	Navy	0 1		146	A	Cornell	3 0	
					281	H	Loyola Maryland	3 0		69	A	Syracuse	0 1	
					188	H	Lafayette	4 1		218	H	Siena	3 0	

Non-Div. I Games:

Colgate



Average RPI Win: 234		WON-LOST RECORD		WINNING PCT. RANK		LAST 10 GAMES		STRENGTH OF SCHEDULE		OPP. STRENGTH OF SCHEDULE		TEAM RPI		ADJ RPI		CONF. RPI		ADJ CONF. RPI	
DIV. I ONLY		9-1-1		.86364 10		8-1-0		254		185		80		.558 81		25		25	
DIV. I NON-CONF.		3-1-1		.7 64		2-1-0		306		104		158		.49316 157		27		27	
TOTALS		RPI 1-25		RPI 26-50		W-L RECORDS		RPI 51-100		RPI 101-150		RPI 150+							
9-1-1		0-1-0		0-0-0		OVERALL		0-0-1		1-0-0		8-0-0							
5-0-0		0-0-0		0-0-0		HOME		0-0-0		1-0-0		4-0-0							
4-1-1		0-1-0		0-0-0		AWAY		0-0-1		0-0-0		4-0-0							
0-0-0		0-0-0		0-0-0		NEUTRAL		0-0-0		0-0-0		0-0-0							
3-1-1		0-1-0		0-0-0		NON-CONFERENCE		0-0-1		0-0-0		3-0-0							
2-0-0		0-0-0		0-0-0		HOME		0-0-0		0-0-0		2-0-0							
1-1-1		0-1-0		0-0-		AWAY		0-0-1		0-0-0		1-0-0							
0-0-0		0-0-0		0-0-0		NEUTRAL		0-0-0		0-0-0		0-0-0							
6-0-0		0-0-0		0-0-0		CONFERENCE		0-0-0		1-0-0		5-0-0							
3-0-0		0-0-0		0-0-0		HOME		0-0-0		1-0-0		2-0-0							
3-0-0		0-0-0		0-0-0		AWAY		0-0-0		0-0-0		3-0-0							
0-0-0		0-0-0		0-0-0		NEUTRAL		0-0-0		0-0-0		0-0-0							
RPI	S	Opponent		Score		RPI	S	Opponent		Score		RPI	S	Opponent		Score			
18	A	William & Mary		1	2							70	A	Villanova		1	1		
														101 H Liberty		3	0		
														168 A Longwood		1	0		
														181 H Presbyterian		1	0		
														209 H Towson		2	1		
														253 H UNC Asheville		4	0		
														272 A Old Dominion		1	0		
														296 A Campbell		2	0		
														302 A Charleston So.		2	1		
														324 H Delaware St.		6	0		
						LAST 10 GAMES													
						253 H UNC Asheville	4	0				181 H Presbyterian	1	0					
						101 H Liberty	3	0				18 A William & Mary	1	2					
						168 A Longwood	1	0				324 H Delaware St.	6	0					
						296 A Campbell	2	0				272 A Old Dominion	1	0					
						302 A Charleston So.	2	1				209 H Towson	2	1					

Non-Div. I Games: Southern Va. 6 0

Radford







Average RPI Win: 192		WON-LOST RECORD	WINNING PCT. RANK	LAST 10 GAMES	STRENGTH OF SCHEDULE	OPP. STRENGTH OF SCHEDULE	TEAM RPI	ADJ RPI	CONF. RPI	ADJ CONF. RPI	
Average RPI Loss: 117											
DIV. I ONLY		7-1-3	.77273 26	6-1-3	192	157	81	.55638 83	9	9	
DIV. I NON-CONF.		5-0-3	.8125 29	4-0-3	278	131	111	.53628 108	11	11	
TOTALS		RPI 1-25	RPI 26-50		W-L RECORDS		RPI 51-100		RPI 101-150		RPI 150+
7-1-3	0-0-1	0-0-0		OVERALL		0-0-0		2-1-0		5-0-2	
5-0-1	0-0-0	0-0-0		HOME		0-0-0		2-0-0		3-0-1	
2-1-2	0-0-1	0-0-0		AWAY		0-0-0		0-1-0		2-0-1	
0-0-0	0-0-0	0-0-0		NEUTRAL		0-0-0		0-0-0		0-0-0	
5-0-3	0-0-1	0-0-0		NON-CONFERENCE		0-0-0		1-0-0		4-0-2	
4-0-1	0-0-0	0-0-0		HOME		0-0-0		1-0-0		3-0-1	
1-0-2	0-0-1	0-0-		AWAY		0-0-0		0-0-0		1-0-1	
0-0-0	0-0-0	0-0-0		NEUTRAL		0-0-0		0-0-0		0-0-0	
2-1-0	0-0-0	0-0-0		CONFERENCE		0-0-0		1-1-0		1-0-0	
1-0-0	0-0-0	0-0-0		HOME		0-0-0		1-0-0		0-0-0	
1-1-0	0-0-0	0-0-0		AWAY		0-0-0		0-1-0		1-0-0	
0-0-0	0-0-0	0-0-0		NEUTRAL		0-0-0		0-0-0		0-0-0	
RPI S	Opponent	Score		RPI S	Opponent	Score		RPI S	Opponent	Score	
18 A	William & Mary	0 0						117 A	Harvard	1	2
								123 H	Drexel	1	0
								146 H	Cornell	1	0
								164 A	Saint Joseph's	1	0
								167 A	Columbia	1	0
								175 H	Fairleigh Dickinson	4	0
								236 H	Lehigh	1	1
								251 H	Mt. St. Mary's	4	0
								272 A	Old Dominion	2	2
								320 H	Saint Peter's	4	0
LAST 10 GAMES											
	167 A	Columbia	1	0		272 A	Old Dominion	2	2		
	175 H	Fairleigh Dickinson	4	0		18 A	William & Mary	0	0		
	146 H	Cornell	1	0		164 A	Saint Joseph's	1	0		
	236 H	Lehigh	1	1		123 H	Drexel	1	0		
	117 A	Harvard	1	2		251 H	Mt. St. Mary's	4	0		

Non-Div. I Games:

Penn



Average RPI Win: 178		WON-LOST	WINNING	LAST 10	STRENGTH OF		OPP. STRENGTH	TEAM	ADJ	CONF.	ADJ CONF.
Average RPI Loss: 24		RECORD	PCT. RANK	GAMES	SCHEDULE		OF SCHEDULE	RPI	RPI	RPI	RPI
DIV. I ONLY		6-9-0	.4	213	21		32	84	.55546	84	1
DIV. I NON-CONF.		5-1-0	.83333	26	24		188	15	.64573	16	1
TOTALS		RPI 1-25	RPI 26-50		W-L RECORDS		RPI 51-100		RPI 101-150		RPI 150+
6-9-0		0-5-0	0-3-0		OVERALL		1-1-0		0-0-0		5-0-0
4-5-0		0-3-0	0-2-0		HOME		0-0-0		0-0-0		4-0-0
2-4-0		0-2-0	0-1-0		AWAY		1-1-0		0-0-0		1-0-0
0-0-0		0-0-0	0-0-0		NEUTRAL		0-0-0		0-0-0		0-0-0
5-1-0		0-1-0	0-0-0		NON-CONFERENCE		1-0-0		0-0-0		4-0-0
4-1-0		0-1-0	0-0-0		HOME		0-0-0		0-0-0		4-0-0
1-0-0		0-0-0	0-0-0		AWAY		1-0-0		0-0-0		0-0-0
0-0-0		0-0-0	0-0-0		NEUTRAL		0-0-0		0-0-0		0-0-0
1-8-0		0-4-0	0-3-0		CONFERENCE		0-1-0		0-0-0		1-0-0
0-4-0		0-2-0	0-2-0		HOME		0-0-0		0-0-0		0-0-0
1-4-0		0-2-0	0-1-0		AWAY		0-1-0		0-0-0		1-0-0
0-0-0		0-0-0	0-0-0		NEUTRAL		0-0-0		0-0-0		0-0-0
RPI S	Opponent	Score	RPI S	Opponent	Score	RPI S	Opponent	Score	RPI S	Opponent	Score
2 A	North Carolina	0 3	30 H	Boston College	2 3	57 A	Navy	3 2	154 A	Pittsburgh	1 0
6 H	Georgetown	0 2	34 A	Maryland	0 3	63 A	Miami (FL)	1 2	168 H	Longwood	3 2
7 H	Virginia Tech	1 4	44 H	Clemson	0 1				210 H	UNC Wilmington	2 1
8 A	Florida St.	0 1							231 H	East Tenn. St.	3 0
19 H	Notre Dame	1 3							245 H	Ga. Southern	4 0
LAST 10 GAMES											
44 H	Clemson	0 1	8 A	Florida St.	0 1						
2 A	North Carolina	0 3	63 A	Miami (FL)	1 2						
34 A	Maryland	0 3	154 A	Pittsburgh	1 0						
30 H	Boston College	2 3	19 H	Notre Dame	1 3						
7 H	Virginia Tech	1 4	210 H	UNC Wilmington	2 1						

Non-Div. I Games:

North Carolina St.



Average RPI Win:	153	WON-LOST RECORD		WINNING PCT. RANK		LAST 10 GAMES		STRENGTH OF SCHEDULE		OPP. STRENGTH OF SCHEDULE		TEAM RPI		ADJ RPI		CONF. RPI		ADJ CONF. RPI					
DIV. I ONLY		6-6-2		.5	142	3-6-1		51		45		87		.55354	85	3		3					
DIV. I NON-CONF.		5-3-1		.61111	105	2-3-0		120		82		95		.54785	93	2		2					
<hr/>																							
TOTALS		RPI 1-25		RPI 26-50		W-L RECORDS		RPI 51-100		RPI 101-150		RPI 150+											
6-6-2		1-0-1		0-4-1		OVERALL		1-2-0		1-0-0		3-0-0											
3-4-0		0-0-0		0-3-0		HOME		0-1-0		0-0-0		3-0-0											
2-1-1		1-0-1		0-1-0		AWAY		1-0-0		0-0-0		0-0-0											
1-1-1		0-0-0		0-0-1		NEUTRAL		0-1-0		1-0-0		0-0-0											
5-3-1		0-0-0		0-1-1		NON-CONFERENCE		1-2-0		1-0-0		3-0-0											
3-2-0		0-0-0		0-1-0		HOME		0-1-0		0-0-0		3-0-0											
1-0-0		0-0-0		0-0-		AWAY		1-0-0		0-0-0		0-0-0											
1-1-1		0-0-0		0-0-1		NEUTRAL		0-1-0		1-0-0		0-0-0											
1-3-1		1-0-1		0-3-0		CONFERENCE		0-0-0		0-0-0		0-0-0											
0-2-0		0-0-0		0-2-0		HOME		0-0-0		0-0-0		0-0-0											
1-1-1		1-0-1		0-1-0		AWAY		0-0-0		0-0-0		0-0-0											
0-0-0		0-0-0		0-0-0		NEUTRAL		0-0-0		0-0-0		0-0-0											
RPI	S	Opponent		Score		RPI	S	Opponent		Score		RPI	S	Opponent		Score		RPI	S	Opponent		Score	
15	A	Stanford		1 0		28	H	Washington St.		0 2		59	N	LSU		0 1		142	N	San Diego St.		4 1	
23	A	California		1 1		37	N	Ole Miss		1 1		87	A	San Diego		4 2		177	H	Cal St. Northridge		4 1	
						38	H	Pepperdine		0 1		96	H	Cal St. Fullerton		1 2		211	H	Loyola Marymount		5 1	
						45	H	Washington		0 1								286	H	Fla. Atlantic		2 0	
						49	A	Arizona St.		0 1													
						LAST 10 GAMES																	
						15	A	Stanford		1 0		96	H	Cal St. Fullerton		1 2							
						23	A	California		1 1		286	H	Fla. Atlantic		2 0							
						28	H	Washington St.		0 2		211	H	Loyola Marymount		5 1							
						45	H	Washington		0 1		38	H	Pepperdine		0 1							
						49	A	Arizona St.		0 1		59	N	LSU		0 1							

Non-Div. I Games:

Southern California







Average RPI Win:		150	WON-LOST RECORD		WINNING PCT. RANK		LAST 10 GAMES		STRENGTH OF SCHEDULE		OPP. STRENGTH OF SCHEDULE		TEAM RPI		ADJ RPI		CONF. RPI		ADJ CONF. RPI	
DIV. I ONLY			8-5-0		.61538 92		6-4-0		113		58		88		.55257 87		8		8	
DIV. I NON-CONF.			7-4-0		.63636 95		5-3-0		136		56		92		.55148 92		8		8	
TOTALS		RPI 1-25		RPI 26-50		W-L RECORDS		RPI 51-100		RPI 101-150		RPI 150+								
8-5-0		0-2-0		0-0-0		OVERALL		2-2-0		2-1-0		4-0-0								
4-1-0		0-0-0		0-0-0		HOME		2-1-0		0-0-0		2-0-0								
3-3-0		0-1-0		0-0-0		AWAY		0-1-0		1-1-0		2-0-0								
1-1-0		0-1-0		0-0-0		NEUTRAL		0-0-0		1-0-0		0-0-0								
7-4-0		0-1-0		0-0-0		NON-CONFERENCE		2-2-0		2-1-0		3-0-0								
4-1-0		0-0-0		0-0-0		HOME		2-1-0		0-0-0		2-0-0								
2-2-0		0-0-0		0-0-		AWAY		0-1-0		1-1-0		1-0-0								
1-1-0		0-1-0		0-0-0		NEUTRAL		0-0-0		1-0-0		0-0-0								
1-1-0		0-1-0		0-0-0		CONFERENCE		0-0-0		0-0-0		1-0-0								
0-0-0		0-0-0		0-0-0		HOME		0-0-0		0-0-0		0-0-0								
1-1-0		0-1-0		0-0-0		AWAY		0-0-0		0-0-0		1-0-0								
0-0-0		0-0-0		0-0-0		NEUTRAL		0-0-0		0-0-0		0-0-0								
RPI	S	Opponent		Score		RPI	S	Opponent		Score		RPI	S	Opponent		Score				
13	A	Santa Clara		0 1				53 A Texas A&M		1 6		119	N	Missouri		2 1				
17	N	Nebraska		1 2				72 H UC Irvine		1 0		129	A	Kansas		2 0				
								78 H Long Beach St.		1 0		142	A	San Diego St.		0 3				
								85 H Southern California		2 4		159	A	San Francisco		1 0				
												177	A	Cal St. Northridge		2 0				
												177	H	Cal St. Northridge		3 1				
												292	H	San Jose St.		5 1				
LAST 10 GAMES																				
159	A	San Francisco		1 0		17	N	Nebraska		1 2										
13	A	Santa Clara		0 1		129	A	Kansas		2 0										
78	H	Long Beach St.		1 0		119	N	Missouri		2 1										
177	A	Cal St. Northridge		2 0		53	A	Texas A&M		1 6										
142	A	San Diego St.		0 3		177	H	Cal St. Northridge		3 1										

**Non-Div. I Games:**

San Diego



Average RPI Win: 218		WON-LOST RECORD	WINNING PCT. RANK	LAST 10 GAMES	STRENGTH OF SCHEDULE	OPP. STRENGTH OF SCHEDULE	TEAM RPI	ADJ RPI	CONF. RPI	ADJ CONF. RPI	
Average RPI Loss: 89											
DIV. I ONLY		9-3-2	.71429 47	6-2-2	136	190	85	.55222 88	12	12	
DIV. I NON-CONF.		7-2-0	.77778 44	4-1-0	153	198	72	.56447 75	12	12	
<hr/>											
TOTALS		RPI 1-25	RPI 26-50		W-L RECORDS		RPI 51-100		RPI 101-150		RPI 150+
9-3-2	0-0-0		0-0-0		OVERALL		0-2-0		0-1-2		9-0-0
4-3-1	0-0-0		0-0-0		HOME		0-2-0		0-1-1		4-0-0
5-0-1	0-0-0		0-0-0		AWAY		0-0-0		0-0-1		5-0-0
0-0-0	0-0-0		0-0-0		NEUTRAL		0-0-0		0-0-0		0-0-0
7-2-0	0-0-0		0-0-0		NON-CONFERENCE		0-2-0		0-0-0		7-0-0
3-2-0	0-0-0		0-0-0		HOME		0-2-0		0-0-0		3-0-0
4-0-0	0-0-0		0-0-		AWAY		0-0-0		0-0-0		4-0-0
0-0-0	0-0-0		0-0-0		NEUTRAL		0-0-0		0-0-0		0-0-0
2-1-2	0-0-0		0-0-0		CONFERENCE		0-0-0		0-1-2		2-0-0
1-1-1	0-0-0		0-0-0		HOME		0-0-0		0-1-1		1-0-0
1-0-1	0-0-0		0-0-0		AWAY		0-0-0		0-0-1		1-0-0
0-0-0	0-0-0		0-0-0		NEUTRAL		0-0-0		0-0-0		0-0-0
RPI S	Opponent	Score	RPI S	Opponent	Score	RPI S	Opponent	Score	RPI S	Opponent	Score
						62 H	Stephen F. Austin	1 2	112 A	UAB	1 1
						93 H	Utah St.	0 1	113 H	Rice	1 2
									122 H	Charlotte	2 2
									152 H	Southern Miss.	1 0
									157 A	Northern Ariz.	4 3
									182 A	Texas St.	1 0
									214 H	UC Riverside	2 0
									215 A	Southern Utah	2 1
									237 H	Utah Valley	3 2
									246 A	Houston Baptist	1 0
									274 H	Neb. Omaha	2 0
									286 A	Fla. Atlantic	2 1
<hr/>											
LAST 10 GAMES											
			122 H	Charlotte	2 2	215 A	Southern Utah	2 1			
			286 A	Fla. Atlantic	2 1	157 A	Northern Ariz.	4 3			
			112 A	UAB	1 1	182 A	Texas St.	1 0			
			152 H	Southern Miss.	1 0	246 A	Houston Baptist	1 0			
			113 H	Rice	1 2	62 H	Stephen F. Austin	1 2			

Non-Div. I Games: Abilene Christian 1 1

UTEP



Average RPI Win:		207	WON-LOST RECORD		WINNING PCT. RANK		LAST 10 GAMES		STRENGTH OF SCHEDULE		OPP. STRENGTH OF SCHEDULE		TEAM RPI		ADJ RPI		CONF. RPI		ADJ CONF. RPI	
DIV. I ONLY			10-3-2		.73333 44		7-2-1		183		124		89		.55113 89		18		18	
DIV. I NON-CONF.			5-3-1		.61111 105		2-2-0		151		65		100		.53883 101		18		18	
TOTALS		RPI 1-25		RPI 26-50		W-L RECORDS		RPI 51-100		RPI 101-150		RPI 150+								
10-3-2		0-1-0		0-1-0		OVERALL		0-1-0		3-0-0		7-0-2								
6-1-1		0-0-0		0-0-0		HOME		0-1-0		1-0-0		5-0-1								
2-2-1		0-1-0		0-1-0		AWAY		0-0-0		1-0-0		1-0-1								
2-0-0		0-0-0		0-0-0		NEUTRAL		0-0-0		1-0-0		1-0-0								
5-3-1		0-1-0		0-1-0		NON-CONFERENCE		0-1-0		2-0-0		3-0-1								
2-1-1		0-0-0		0-0-0		HOME		0-1-0		0-0-0		2-0-1								
1-2-0		0-1-0		0-0-		AWAY		0-0-0		1-0-0		0-0-0								
2-0-0		0-0-0		0-0-0		NEUTRAL		0-0-0		1-0-0		1-0-0								
5-0-1		0-0-0		0-0-0		CONFERENCE		0-0-0		1-0-0		4-0-1								
4-0-0		0-0-0		0-0-0		HOME		0-0-0		1-0-0		3-0-0								
1-0-1		0-0-0		0-0-0		AWAY		0-0-0		0-0-0		1-0-1								
0-0-0		0-0-0		0-0-0		NEUTRAL		0-0-0		0-0-0		0-0-0								
RPI	S	Opponent		Score		RPI	S	Opponent		Score		RPI	S	Opponent		Score				
12	A	UCF		0 4		31	A	Florida		1 3		60	H	Memphis		1 2				
												108	H	Jacksonville		2 1				
												133	A	FIU		2 1				
												136	N	Portland St.		1 0				
												179	A	Lipscomb		1 1				
												184	N	Idaho St.		5 1				
												195	H	Mississippi St.		2 1				
												197	H	Davidson		0 0				
												222	H	North Florida		3 0				
												231	H	East Tenn. St.		2 1				
												264	H	USC Upstate		7 0				
290	A	Northern Ky.		2 0																
305	H	Albany (NY)		5 0																
						LAST 10 GAMES														







Average RPI Win: 243		WON-LOST	WINNING	LAST 10	STRENGTH OF	OPP. STRENGTH	TEAM	ADJ	CONF.	ADJ CONF.		
Average RPI Loss: 37		RECORD	PCT. RANK	GAMES	SCHEDULE	OF SCHEDULE	RPI	RPI	RPI	RPI		
DIV. I ONLY		9-2-2	.76923	28	7-1-2	202	182	91	.54992	91	30	30
DIV. I NON-CONF.		3-2-2	.57143	126	1-1-2	77	52	85	.55571	84	29	29
<hr/>												
TOTALS		RPI 1-25		RPI 26-50		W-L RECORDS		RPI 51-100		RPI 101-150		RPI 150+
9-2-2		0-0-0		0-2-0		OVERALL		1-0-2		0-0-0		8-0-0
5-1-0		0-0-0		0-1-0		HOME		1-0-0		0-0-0		4-0-0
4-1-2		0-0-0		0-1-0		AWAY		0-0-2		0-0-0		4-0-0
0-0-0		0-0-0		0-0-0		NEUTRAL		0-0-0		0-0-0		0-0-0
3-2-2		0-0-0		0-2-0		NON-CONFERENCE		1-0-2		0-0-0		2-0-0
2-1-0		0-0-0		0-1-0		HOME		1-0-0		0-0-0		1-0-0
1-1-2		0-0-0		0-0-		AWAY		0-0-2		0-0-0		1-0-0
0-0-0		0-0-0		0-0-0		NEUTRAL		0-0-0		0-0-0		0-0-0
6-0-0		0-0-0		0-0-0		CONFERENCE		0-0-0		0-0-0		6-0-0
3-0-0		0-0-0		0-0-0		HOME		0-0-0		0-0-0		3-0-0
3-0-0		0-0-0		0-0-0		AWAY		0-0-0		0-0-0		3-0-0
0-0-0		0-0-0		0-0-0		NEUTRAL		0-0-0		0-0-0		0-0-0
RPI	S	Opponent	Score	RPI	S	Opponent	Score	RPI	S	Opponent	Score	
				28	H	Washington St.	1 3	76	A	Purdue	2 2	
				45	A	Washington	0 5	82	A	Butler	1 1	
								99	H	Boise St.	2 1	
										165	H Cal Poly	4 0
										216	H UMKC	3 0
										237	A Utah Valley	2 0
										271	H New Mexico St.	3 0
										282	A Eastern Wash.	2 0
										295	A Bakersfield	2 0
										311	A Grand Canyon	5 0
										311	H Grand Canyon	3 1
<hr/>												
LAST 10 GAMES												
				311	A	Grand Canyon	5 0	165	H	Cal Poly	4 0	
				237	A	Utah Valley	2 0	311	H	Grand Canyon	3 1	
				295	A	Bakersfield	2 0	45	A	Washington	0 5	
				271	H	New Mexico St.	3 0	76	A	Purdue	2 2	
				216	H	UMKC	3 0	82	A	Butler	1 1	

Non-Div. I Games:

Seattle



Average RPI Win:	220	WON-LOST RECORD	WINNING PCT. RANK	LAST 10 GAMES	STRENGTH OF SCHEDULE	OPP. STRENGTH OF SCHEDULE	TEAM RPI	ADJ RPI	CONF. RPI	ADJ CONF. RPI				
DIV. I ONLY		4-8-2	.35714	242	3-6-1	10	101	92	.54839	92	4	4		
DIV. I NON-CONF.		4-3-1	.5625	130	3-1-0	57	145	87	.55369	89	4	4		
<hr/>														
TOTALS	RPI 1-25	RPI 26-50		W-L RECORDS		RPI 51-100		RPI 101-150		RPI 150+				
4-8-2	0-2-0	0-3-2		OVERALL		0-3-0		0-0-0		4-0-0				
4-3-2	0-0-0	0-1-2		HOME		0-2-0		0-0-0		4-0-0				
0-5-0	0-2-0	0-2-0		AWAY		0-1-0		0-0-0		0-0-0				
0-0-0	0-0-0	0-0-0		NEUTRAL		0-0-0		0-0-0		0-0-0				
4-3-1	0-1-0	0-0-1		NON-CONFERENCE		0-2-0		0-0-0		4-0-0				
4-1-1	0-0-0	0-0-1		HOME		0-1-0		0-0-0		4-0-0				
0-2-0	0-1-0	0-0-		AWAY		0-1-0		0-0-0		0-0-0				
0-0-0	0-0-0	0-0-0		NEUTRAL		0-0-0		0-0-0		0-0-0				
0-5-1	0-1-0	0-3-1		CONFERENCE		0-1-0		0-0-0		0-0-0				
0-2-1	0-0-0	0-1-1		HOME		0-1-0		0-0-0		0-0-0				
0-3-0	0-1-0	0-2-0		AWAY		0-0-0		0-0-0		0-0-0				
0-0-0	0-0-0	0-0-0		NEUTRAL		0-0-0		0-0-0		0-0-0				
RPI	S	Opponent	Score		RPI	S	Opponent	Score		RPI	S	Opponent	Score	
8	A	Florida St.	1	4	27	H	Kentucky	0	1	53	H	Texas A&M	1	3
11	A	South Carolina	1	2	31	A	Florida	0	3	61	A	Samford	0	1
					37	A	Ole Miss	0	7	78	H	Long Beach St.	1	2
					40	H	Georgia	0	0					
					44	H	Clemson	0	0					

Non-Div. I Games:

Auburn



[illegible]

**Non-Div. I Games:**

Utah St.



Average RPI Win: 164		WON-LOST RECORD		WINNING PCT. RANK		LAST 10 GAMES		STRENGTH OF SCHEDULE		OPP. STRENGTH OF SCHEDULE		TEAM RPI		ADJ RPI		CONF. RPI		ADJ CONF. RPI					
DIV. I ONLY		5-7-1		.42308		206		5-4-1		32		73		93		.54702		94		17		17	
DIV. I NON-CONF.		2-7-1		.25		276		2-4-1		22		15		128		.51955		129		17		17	
TOTALS		RPI 1-25		RPI 26-50		W-L RECORDS		RPI 51-100		RPI 101-150		RPI 150+											
5-7-1		0-2-0		0-2-0		OVERALL		0-3-0		2-0-1		3-0-0											
2-3-0		0-1-0		0-1-0		HOME		0-1-0		0-0-0		2-0-0											
3-4-0		0-1-0		0-1-0		AWAY		0-2-0		2-0-0		1-0-0											
0-0-1		0-0-0		0-0-0		NEUTRAL		0-0-0		0-0-1		0-0-0											
2-7-1		0-2-0		0-2-0		NON-CONFERENCE		0-3-0		2-0-1		0-0-0											
0-3-0		0-1-0		0-1-0		HOME		0-1-0		0-0-0		2-0-0											
2-4-0		0-1-0		0-0-		AWAY		0-2-0		2-0-0		0-0-0											
0-0-1		0-0-0		0-0-0		NEUTRAL		0-0-0		0-0-1		0-0-0											
3-0-0		0-0-0		0-0-0		CONFERENCE		0-0-0		0-0-0		3-0-0											
2-0-0		0-0-0		0-0-0		HOME		0-0-0		0-0-0		2-0-0											
1-0-0		0-0-0		0-0-0		AWAY		0-0-0		0-0-0		1-0-0											
0-0-0		0-0-0		0-0-0		NEUTRAL		0-0-0		0-0-0		0-0-0											
RPI	S	Opponent		Score		RPI	S	Opponent		Score		RPI	S	Opponent		Score							
4	H	Marquette		0	5	39	A	Wisconsin		0	3	56	A	DePaul		0	1						
10	A	Michigan		0	3	42	H	Indiana		1	3	63	H	Miami (FL)		1	2						
												75	A	Michigan St.		2	5						
														103 A Illinois St.		2	1						
														120 N Vanderbilt		4	4						
														134 A Miami (OH)		4	3						
														155 H Valparaiso		3	2						
														191 H Detroit		2	1						
														238 A Cleveland St.		2	0						
LAST 10 GAMES																							
						238	A	Cleveland St.		2	0	39	A	Wisconsin		0	3						
						191	H	Detroit		2	1	134	A	Miami (OH)		4	3						
						155	H	Valparaiso		3	2	120	N	Vanderbilt		4	4						
						4	H	Marquette		0	5	56	A	DePaul		0	1						
						103	A	Illinois St.		2	1	63	H	Miami (FL)		1	2						

Non-Div. I Games:

Milwaukee



Average RPI Win: 97		WON-LOST RECORD		WINNING PCT. RANK		LAST 10 GAMES		STRENGTH OF SCHEDULE		OPP. STRENGTH OF SCHEDULE		TEAM RPI		ADJ RPI		CONF. RPI		ADJ CONF. RPI	
DIV. I ONLY		3-7-3		.34615 249		2-5-3		14		64		97		.54547 95		3		3	
DIV. I NON-CONF.		2-4-2		.375 230		1-2-2		26		79		103		.54023 100		2		2	
TOTALS		RPI 1-25		RPI 26-50		W-L RECORDS		RPI 51-100		RPI 101-150		RPI 150+							
3-7-3		0-1-0		0-4-2		OVERALL		2-1-0		1-0-0		0-1-1							
3-5-3		0-1-0		0-2-2		HOME		2-1-0		1-0-0		0-1-1							
0-2-0		0-0-0		0-2-0		AWAY		0-0-0		0-0-0		0-0-0							
0-0-0		0-0-0		0-0-0		NEUTRAL		0-0-0		0-0-0		0-0-0							
2-4-2		0-1-0		0-1-1		NON-CONFERENCE		1-1-0		1-0-0		0-1-1							
2-4-2		0-1-0		0-1-1		HOME		1-1-0		1-0-0		0-1-1							
0-0-0		0-0-0		0-0-		AWAY		0-0-0		0-0-0		0-0-0							
0-0-0		0-0-0		0-0-0		NEUTRAL		0-0-0		0-0-0		0-0-0							
1-3-1		0-0-0		0-3-1		CONFERENCE		1-0-0		0-0-0		0-0-0							
1-1-1		0-0-0		0-1-1		HOME		1-0-0		0-0-0		0-0-0							
0-2-0		0-0-0		0-2-0		AWAY		0-0-0		0-0-0		0-0-0							
0-0-0		0-0-0		0-0-0		NEUTRAL		0-0-0		0-0-0		0-0-0							
RPI	S	Opponent		Score		RPI	S	Opponent		Score		RPI	S	Opponent		Score			
25	H	Portland		1	2	26	A	Colorado		0	1	54	H	Texas		2	1		
						28	H	Washington St.		0	0	72	H	UC Irvine		1	2		
						33	H	BYU		0	0	100	H	Arizona		1	0		
						39	H	Wisconsin		1	2								
						43	A	Utah		0	1								
						49	H	Arizona St.		0	1								
						LAST 10 GAMES													
						100	H	Arizona		1	0	159	H	San Francisco		1	1		
						49	H	Arizona St.		0	1	33	H	BYU		0	0		
						26	A	Colorado		0	1	72	H	UC Irvine		1	2		
						43	A	Utah		0	1	158	H	Hawaii		0	1		
						28	H	Washington St.		0	0	54	H	Texas		2	1		

Non-Div. I Games:

Oregon



Average RPI Win:		180	WON-LOST RECORD		WINNING PCT. RANK		LAST 10 GAMES		STRENGTH OF SCHEDULE		OPP. STRENGTH OF SCHEDULE		TEAM RPI		ADJ RPI		CONF. RPI		ADJ CONF. RPI			
Average RPI Loss:		81																				
DIV. I ONLY			6-4-4		.57143	116	4-3-3		95		88		96		.54496		96		11		11	
DIV. I NON-CONF.			5-3-3		.59091	122	3-2-2		58		61		69		.56999		70		10		10	
TOTALS		RPI 1-25		RPI 26-50		W-L RECORDS		RPI 51-100		RPI 101-150		RPI 150+										
6-4-4		0-0-0		0-3-2		OVERALL		1-0-1		0-0-0		5-1-1										
5-1-3		0-0-0		0-1-1		HOME		0-0-1		0-0-0		5-0-1										
1-3-1		0-0-0		0-2-1		AWAY		1-0-0		0-0-0		0-1-0										
0-0-0		0-0-0		0-0-0		NEUTRAL		0-0-0		0-0-0		0-0-0										
5-3-3		0-0-0		0-3-2		NON-CONFERENCE		1-0-1		0-0-0		4-0-0										
4-1-2		0-0-0		0-1-1		HOME		0-0-1		0-0-0		4-0-0										
1-2-1		0-0-0		0-1-		AWAY		1-0-0		0-0-0		0-0-0										
0-0-0		0-0-0		0-0-0		NEUTRAL		0-0-0		0-0-0		0-0-0										
1-1-1		0-0-0		0-0-0		CONFERENCE		0-0-0		0-0-0		1-1-1										
1-0-1		0-0-0		0-0-0		HOME		0-0-0		0-0-0		1-0-1										
0-1-0		0-0-0		0-0-0		AWAY		0-0-0		0-0-0		0-1-0										
0-0-0		0-0-0		0-0-0		NEUTRAL		0-0-0		0-0-0		0-0-0										
RPI	S	Opponent		Score		RPI	S	Opponent		Score		RPI	S	Opponent		Score						
				28	H	Washington St.	0	1	85	A	Southern California	2	1	156	H	Fresno St.	1	0				
				33	A	BYU	1	3	93	H	Utah St.	0	0	158	H	Hawaii	2	1				
				38	A	Pepperdine	1	1						177	H	Cal St. Northridge	1	1				
				43	H	Utah	0	0						211	H	Loyola Marymount	1	0				
				47	A	Texas Tech	0	1						214	A	UC Riverside	0	1				
														217	H	Gonzaga	2	1				
														255	H	Montana	2	0				
LAST 10 GAMES																						
				214	A	UC Riverside	0	1	85	A	Southern California	2	1									
				177	H	Cal St. Northridge	1	1	28	H	Washington St.	0	1									
				158	H	Hawaii	2	1	93	H	Utah St.	0	0									
				217	H	Gonzaga	2	1	211	H	Loyola Marymount	1	0									
				38	A	Pepperdine	1	1	47	A	Texas Tech	0	1									

Non-Div. I Games:

Cal St. Fullerton



Average RPI Win: 227		WON-LOST RECORD		WINNING PCT. RANK		LAST 10 GAMES		STRENGTH OF SCHEDULE		OPP. STRENGTH OF SCHEDULE		TEAM RPI		ADJ RPI		CONF. RPI		ADJ CONF. RPI	
DIV. I ONLY		9-4-1		.67857 60		3-2-1		162		137		95		.54405 97		5 5			
DIV. I NON-CONF.		7-2-0		.77778 44		1-0-0		251		254		117		.52823 119		5 5			
TOTALS		RPI 1-25		RPI 26-50		W-L RECORDS		RPI 51-100		RPI 101-150		RPI 150+							
9-4-1		0-1-0		0-0-0		OVERALL		0-3-1		3-0-0		6-0-0							
6-2-0		0-1-0		0-0-0		HOME		0-1-0		1-0-0		5-0-0							
3-2-1		0-0-0		0-0-0		AWAY		0-2-1		2-0-0		1-0-0							
0-0-0		0-0-0		0-0-0		NEUTRAL		0-0-0		0-0-0		0-0-0							
7-2-0		0-0-0		0-0-0		NON-CONFERENCE		0-2-0		1-0-0		6-0-0							
6-0-0		0-0-0		0-0-0		HOME		0-0-0		1-0-0		5-0-0							
1-2-0		0-0-0		0-0-		AWAY		0-2-0		0-0-0		1-0-0							
0-0-0		0-0-0		0-0-0		NEUTRAL		0-0-0		0-0-0		0-0-0							
2-2-1		0-1-0		0-0-0		CONFERENCE		0-1-1		2-0-0		0-0-0							
0-2-0		0-1-0		0-0-0		HOME		0-1-0		0-0-0		0-0-0							
2-0-1		0-0-0		0-0-0		AWAY		0-0-1		2-0-0		0-0-0							
0-0-0		0-0-0		0-0-0		NEUTRAL		0-0-0		0-0-0		0-0-0							
RPI	S	Opponent		Score		RPI	S	Opponent		Score		RPI	S	Opponent		Score			
4	H	Marquette		1 2								55	A	St. John's (NY)		0 0			
												56	H	DePaul		1 2			
												93	A	Utah St.		0 3			
												99	A	Boise St.		1 2			
												114	A	Seton Hall		1 0			
												131	H	Northern Colo.		4 1			
												150	A	Providence		3 2			
												216	A	UMKC		1 0			
												255	H	Montana		2 1			
												274	H	Neb. Omaha		3 2			
												294	H	South Dakota		4 0			
												301	H	North Dakota		6 0			
												306	H	Idaho		6 1			
						LAST 10 GAMES													
						114	A	Seton Hall		1 0		274	H	Neb. Omaha		3 2			
						56	H	DePaul		1 2		255	H	Montana		2 1			
						150	A	Providence		3 2		294	H	South Dakota		4 0			
						55	A	St. John's (NY)		0 0		216	A	UMKC		1 0			
						4	H	Marquette		1 2		306	H	Idaho		6 1			

Non-Div. I Games:

Creighton



Average RPI Win: 187		WON-LOST RECORD		WINNING PCT. RANK		LAST 10 GAMES		STRENGTH OF SCHEDULE		OPP. STRENGTH OF SCHEDULE		TEAM RPI		ADJ RPI		CONF. RPI		ADJ CONF. RPI	
DIV. I ONLY		7-5-1		.57692 113		3-3-0		109		67		98		.54364 98		5		5	
DIV. I NON-CONF.		6-1-1		.8125 29		2-0-0		206		187		81		.56163 79		5		5	
TOTALS		RPI 1-25		RPI 26-50		W-L RECORDS		RPI 51-100		RPI 101-150		RPI 150+							
7-5-1		0-2-0		0-1-0		OVERALL		1-2-0		2-0-0		4-0-1							
4-2-0		0-1-0		0-0-0		HOME		0-1-0		2-0-0		2-0-0							
2-3-1		0-1-0		0-1-0		AWAY		1-1-0		0-0-0		1-0-1							
1-0-0		0-0-0		0-0-0		NEUTRAL		0-0-0		0-0-0		1-0-0							
6-1-1		0-0-0		0-1-0		NON-CONFERENCE		1-0-0		1-0-0		4-0-1							
3-0-0		0-0-0		0-0-0		HOME		0-0-0		1-0-0		2-0-0							
2-1-1		0-0-0		0-0-		AWAY		1-0-0		0-0-0		1-0-1							
1-0-0		0-0-0		0-0-0		NEUTRAL		0-0-0		0-0-0		1-0-0							
1-4-0		0-2-0		0-0-0		CONFERENCE		0-2-0		1-0-0		0-0-0							
1-2-0		0-1-0		0-0-0		HOME		0-1-0		1-0-0		0-0-0							
0-2-0		0-1-0		0-0-0		AWAY		0-1-0		0-0-0		0-0-0							
0-0-0		0-0-0		0-0-0		NEUTRAL		0-0-0		0-0-0		0-0-0							
RPI	S	Opponent		Score		RPI	S	Opponent		Score		RPI	S	Opponent		Score			
4	H	Marquette		0 3		42	A	Indiana		0 3		55	A	St. John's (NY)		0 2			
6	A	Georgetown		1 7								70	H	Villanova		1 2			
												76	A	Purdue		4 3			
														110 H Cincinnati		3 0			
														114 H Seton Hall		2 1			
														189 H Evansville		1 0			
														232 A Morehead St.		1 0			
														263 A Eastern Ky.		0 0			
														290 H Northern Ky.		1 0			
														301 N North Dakota		3 0			
LAST 10 GAMES																			
		76 A Purdue		4 3				6 A Georgetown		1 7									
		301 N North Dakota		3 0				55 A St. John's (NY)		0 2									
		114 H Seton Hall		2 1				290 H Northern Ky.		1 0									
		4 H Marquette		0 3				42 A Indiana		0 3									
		70 H Villanova		1 2				232 A Morehead St.		1 0									

Non-Div. I Games: Northwestern Ohio 2 0

Xavier



Average RPI Win:	190	WON-LOST RECORD	WINNING PCT. RANK	LAST 10 GAMES	STRENGTH OF SCHEDULE	OPP. STRENGTH OF SCHEDULE	TEAM RPI	ADJ RPI	CONF. RPI	ADJ CONF. RPI	
Average RPI Loss:	126										
DIV. I ONLY	8-5-2	.6	107	6-3-1	107	141	100	.54338	99	20	20
DIV. I NON-CONF.	5-3-2	.6	111	3-1-1	47	107	64	.57811	61	16	16
<hr/>											
TOTALS	RPI 1-25	RPI 26-50		W-L RECORDS	RPI 51-100		RPI 101-150		RPI 150+		
8-5-2	0-0-0	2-0-1		OVERALL	1-2-0		0-1-1		5-2-0		
3-0-2	0-0-0	0-0-1		HOME	1-0-0		0-0-1		2-0-0		
5-5-0	0-0-0	2-0-0		AWAY	0-2-0		0-1-0		3-2-0		
0-0-0	0-0-0	0-0-0		NEUTRAL	0-0-0		0-0-0		0-0-0		
<hr/>											
5-3-2	0-0-0	2-0-1		NON-CONFERENCE	1-2-0		0-0-1		2-1-0		
1-0-2	0-0-0	0-0-1		HOME	1-0-0		0-0-1		0-0-0		
4-3-0	0-0-0	2-0-		AWAY	0-2-0		0-0-0		2-1-0		
0-0-0	0-0-0	0-0-0		NEUTRAL	0-0-0		0-0-0		0-0-0		
<hr/>											
3-2-0	0-0-0	0-0-0		CONFERENCE	0-0-0		0-1-0		3-1-0		
2-0-0	0-0-0	0-0-0		HOME	0-0-0		0-0-0		2-0-0		
1-2-0	0-0-0	0-0-0		AWAY	0-0-0		0-1-0		1-1-0		
0-0-0	0-0-0	0-0-0		NEUTRAL	0-0-0		0-0-0		0-0-0		
<hr/>											
RPI S	Opponent	Score	RPI S	Opponent	Score	RPI S	Opponent	Score	RPI S	Opponent	Score
			28 H	Washington St.	0 0	51 A	Baylor	0 2	109 H	Weber St.	0 0
			45 A	Washington	1 0	91 A	Seattle	1 2	148 A	UNLV	1 2
			49 A	Arizona St.	2 0	97 H	Creighton	2 1	156 A	Fresno St.	1 2
									184 A	Idaho St.	1 2
									225 H	Wyoming	2 1
									252 A	Nevada	1 0
									256 A	North Dakota St.	1 0
									292 H	San Jose St.	3 0
									301 A	North Dakota	3 1
<hr/>											
LAST 10 GAMES											
			156 A	Fresno St.	1 2	51 A	Baylor	0 2			
			292 H	San Jose St.	3 0	49 A	Arizona St.	2 0			
			225 H	Wyoming	2 1	301 A	North Dakota	3 1			
			252 A	Nevada	1 0	256 A	North Dakota St.	1 0			
			148 A	UNLV	1 2	109 H	Weber St.	0 0			

Non-Div. I Games:

Boise St.



Average RPI Win: 191		WON-LOST	WINNING	LAST 10	STRENGTH OF		OPP. STRENGTH	TEAM	ADJ	CONF.	ADJ CONF.			
Average RPI Loss: 37		RECORD	PCT. RANK	GAMES	SCHEDULE		OF SCHEDULE	RPI	RPI	RPI	RPI			
DIV. I ONLY		6-5-3	.53571	133	3-5-2		94	52	99	.54102	100	3	3	
DIV. I NON-CONF.		5-1-3	.72222	58	2-1-2		149	110	76	.56417	76	2	2	
<hr/>														
TOTALS		RPI 1-25		RPI 26-50		W-L RECORDS		RPI 51-100		RPI 101-150		RPI 150+		
6-5-3		0-3-0		0-1-1		OVERALL		0-1-1		2-0-1		4-0-0		
3-2-0		0-1-0		0-1-0		HOME		0-0-0		0-0-0		3-0-0		
3-3-1		0-2-0		0-0-1		AWAY		0-1-0		2-0-0		1-0-0		
0-0-2		0-0-0		0-0-0		NEUTRAL		0-0-1		0-0-1		0-0-0		
5-1-3		0-0-0		0-1-1		NON-CONFERENCE		0-0-1		1-0-1		4-0-0		
3-1-0		0-0-0		0-1-0		HOME		0-0-0		0-0-0		3-0-0		
2-0-1		0-0-0		0-1-		AWAY		0-0-0		1-0-0		1-0-0		
0-0-2		0-0-0		0-0-0		NEUTRAL		0-0-1		0-0-1		0-0-0		
1-4-0		0-3-0		0-0-0		CONFERENCE		0-1-0		1-0-0		0-0-0		
0-1-0		0-1-0		0-0-0		HOME		0-0-0		0-0-0		0-0-0		
1-3-0		0-2-0		0-0-0		AWAY		0-1-0		1-0-0		0-0-0		
0-0-0		0-0-0		0-0-0		NEUTRAL		0-0-0		0-0-0		0-0-0		
RPI	S	Opponent		Score	RPI	S	Opponent		Score	RPI	S	Opponent		Score
3	H	UCLA		1 2	47	H	Texas Tech		0 2	52	N	Illinois		1 1
15	A	Stanford		1 2	50	A	Ohio St.		0 0	95	A	Oregon		0 1
23	A	California		1 2										
							</							

Non-Div. I Games:

Arizona



Average RPI Win:	200	WON-LOST	WINNING	LAST 10	STRENGTH OF	OPP. STRENGTH	TEAM	ADJ	CONF.	ADJ CONF.	
Average RPI Loss:	104	RECORD	PCT. RANK	GAMES	SCHEDULE	OF SCHEDULE	RPI	RPI	RPI	RPI	
DIV. I ONLY	9-4-1	.67857	60	6-3-1	171	165	101	.53821	101	25	25
DIV. I NON-CONF.	5-3-0	.625	96	2-2-0	162	115	113	.53198	113	27	27
<hr/>											
TOTALS	RPI 1-25	RPI 26-50		W-L RECORDS		RPI 51-100		RPI 101-150		RPI 150+	
9-4-1	0-0-0	0-0-0		OVERALL		0-1-0		3-3-0		6-0-1	
5-1-0	0-0-0	0-0-0		HOME		0-0-0		1-1-0		4-0-0	
4-3-1	0-0-0	0-0-0		AWAY		0-1-0		2-2-0		2-0-1	
0-0-0	0-0-0	0-0-0		NEUTRAL		0-0-0		0-0-0		0-0-0	
<hr/>											
5-3-0	0-0-0	0-0-0		NON-CONFERENCE		0-0-0		2-3-0		3-0-0	
2-1-0	0-0-0	0-0-0		HOME		0-0-0		0-1-0		2-0-0	
3-2-0	0-0-0	0-0-		AWAY		0-0-0		2-2-0		1-0-0	
0-0-0	0-0-0	0-0-0		NEUTRAL		0-0-0		0-0-0		0-0-0	
<hr/>											
4-1-1	0-0-0	0-0-0		CONFERENCE		0-1-0		1-0-0		3-0-1	
3-0-0	0-0-0	0-0-0		HOME		0-0-0		1-0-0		2-0-0	
1-1-1	0-0-0	0-0-0		AWAY		0-1-0		0-0-0		1-0-1	
0-0-0	0-0-0	0-0-0		NEUTRAL		0-0-0		0-0-0		0-0-0	
<hr/>											
RPI	S	Opponent	Score	RPI	S	Opponent	Score	RPI	S	Opponent	Score
								81	A	Radford	0 3
								105	H	Marshall	0 1
								107	A	Elon	0 2
								116	A	UNC Greensboro	1 0
								122	A	Charlotte	0 1
								123	A	Drexel	3 0
								144	H	High Point	2 0
								164	A	Saint Joseph's	3 0
								181	A	Presbyterian	2 1
								204	H	American	2 0
								253	A	UNC Asheville	0 0
								272	H	Old Dominion	2 0
								296	H	Campbell	7 0
								302	H	Charleston So.	1 0
								<hr/>			
LAST 10 GAMES											
144 H High Point				2	0	302 H Charleston So.				1	0
81 A Radford				0	3	107 A Elon				0	2
181 A Presbyterian				2	1	105 H Marshall				0	1
253 A UNC Asheville				0	0	116 A UNC Greensboro				1	0
296 H Campbell				7	0	164 A Saint Joseph's				3	0

Non-Div. I Games:

Liberty



Average RPI Win: 176		WON-LOST RECORD		WINNING PCT. RANK		LAST 10 GAMES		STRENGTH OF SCHEDULE		OPP. STRENGTH OF SCHEDULE		TEAM RPI		ADJ RPI		CONF. RPI		ADJ CONF. RPI	
DIV. I ONLY		5-7-3		.43333 194		3-5-2		44		106		106		.53783 102		6		6	
DIV. I NON-CONF.		4-4-2		.5 147		2-2-1		87		126		118		.53078 116		7		7	
TOTALS		RPI 1-25		RPI 26-50		W-L RECORDS		RPI 51-100		RPI 101-150		RPI 150+							
5-7-3		0-1-1		1-1-1		OVERALL		0-1-1		1-3-0		3-1-0							
2-2-2		0-0-1		1-0-1		HOME		0-0-0		0-2-0		1-0-0							
2-4-1		0-1-0		0-1-0		AWAY		0-1-1		1-1-0		1-0-0							
1-1-0		0-0-0		0-0-0		NEUTRAL		0-0-0		0-0-0		1-1-0							
4-4-2		0-0-1		1-0-0		NON-CONFERENCE		0-0-1		0-3-0		3-1-0							
2-2-1		0-0-1		1-0-0		HOME		0-0-0		0-2-0		1-0-0							
1-1-1		0-0-0		0-0-		AWAY		0-0-1		0-1-0		1-0-0							
1-1-0		0-0-0		0-0-0		NEUTRAL		0-0-0		0-0-0		1-1-0							
1-3-1		0-1-0		0-1-1		CONFERENCE		0-1-0		1-0-0		0-0-0							
0-0-1		0-0-0		0-0-1		HOME		0-0-0		0-0-0		0-0-0							
1-3-0		0-1-0		0-1-0		AWAY		0-1-0		1-0-0		0-0-0							
0-0-0		0-0-0		0-0-0		NEUTRAL		0-0-0		0-0-0		0-0-0							
RPI S	Opponent		Score		RPI S	Opponent		Score		RPI S	Opponent		Score		RPI S	Opponent		Score	
14 H	Denver		1	1	35 H	Arkansas		2	1	54 A	Texas		0	2	103 H	Illinois St.		1	2
20 A	West Virginia		2	3	45 H	Oklahoma St.		0	0	59 A	LSU		0	0	106 A	SMU		0	2
					47 A	Texas Tech		0	2						111 H	North Texas		0	2
															129 A	Kansas		1	0
															196 H	Central Ark.		3	0
															225 N	Wyoming		3	4
															246 A	Houston Baptist		2	1
															275 N	Air Force		2	1
LAST 10 GAMES																			
	20 A	West Virginia		2	3		196 H	Central Ark.		3	0								
	129 A	Kansas		1	0		14 H	Denver		1	1								
	45 H	Oklahoma St.		0	0		35 H	Arkansas		2	1								
	47 A	Texas Tech		0	2		106 A	SMU		0	2								
	54 A	Texas		0	2		111 H	North Texas		0	2								

Non-Div. I Games:

TCU



Average RPI Win:		163	WON-LOST RECORD		WINNING PCT. RANK		LAST 10 GAMES		STRENGTH OF SCHEDULE		OPP. STRENGTH OF SCHEDULE		TEAM RPI		ADJ RPI		CONF. RPI		ADJ CONF. RPI				
Average RPI Loss:		65																					
DIV. I ONLY			8-6-0		.57143 116		7-3-0		140		34		103		.53756 103		24		24				
DIV. I NON-CONF.			6-6-0		.5 147		5-3-0		124		14		119		.52898 118		23		23				
TOTALS		RPI 1-25		RPI 26-50		W-L RECORDS		RPI 51-100		RPI 101-150		RPI 150+											
8-6-0		1-1-0		0-1-0		OVERALL		0-3-0		2-1-0		5-0-0											
6-2-0		1-0-0		0-1-0		HOME		0-1-0		1-0-0		4-0-0											
2-4-0		0-1-0		0-0-0		AWAY		0-2-0		1-1-0		1-0-0											
0-0-0		0-0-0		0-0-0		NEUTRAL		0-0-0		0-0-0		0-0-0											
6-6-0		1-1-0		0-1-0		NON-CONFERENCE		0-3-0		2-1-0		3-0-0											
5-2-0		1-0-0		0-1-0		HOME		0-1-0		1-0-0		3-0-0											
1-4-0		0-1-0		0-0-		AWAY		0-2-0		1-1-0		0-0-0											
0-0-0		0-0-0		0-0-0		NEUTRAL		0-0-0		0-0-0		0-0-0											
2-0-0		0-0-0		0-0-0		CONFERENCE		0-0-0		0-0-0		2-0-0											
1-0-0		0-0-0		0-0-0		HOME		0-0-0		0-0-0		1-0-0											
1-0-0		0-0-0		0-0-0		AWAY		0-0-0		0-0-0		1-0-0											
0-0-0		0-0-0		0-0-0		NEUTRAL		0-0-0		0-0-0		0-0-0											
RPI	S	Opponent		Score		RPI	S	Opponent		Score		RPI	S	Opponent		Score		RPI	S	Opponent		Score	
4	H	Marquette		3	2	39	H	Wisconsin		1	4	52	A	Illinois		1	5	102	A	TCU		2	1
21	A	Minnesota		0	4							54	A	Texas		1	2	129	A	Kansas		0	2
												94	H	Milwaukee		1	2	134	H	Miami (OH)		3	2
																		170	H	Saint Louis		4	1
																		193	H	Loyola Chicago		1	0
																		219	A	Indiana St.		2	1
																		239	H	Southeast Mo. St.		4	0
																		240	H	IPFW		4	0
						LAST 10 GAMES																	
						193	H	Loyola Chicago		1	0	170	H	Saint Louis		4	1						
						219	A	Indiana St.		2	1	4	H	Marquette		3	2						
						240	H	IPFW		4	0	239	H	Southeast Mo. St.		4	0						
						129	A	Kansas		0	2	54	A	Texas		1	2						
						94	H	Milwaukee		1	2	102	A	TCU		2	1						

Non-Div. I Games:

Illinois St.



Average RPI Win:		194	WON-LOST RECORD		WINNING PCT. RANK		LAST 10 GAMES		STRENGTH OF SCHEDULE		OPP. STRENGTH OF SCHEDULE		TEAM RPI	ADJ RPI		CONF. RPI	ADJ CONF. RPI		
Average RPI Loss:		93																	
DIV. I ONLY			4-4-3		.5	142	3-4-3		72		97		104	.536	104	9	9		
DIV. I NON-CONF.			4-1-3		.6875	69	3-1-3		73		74		53	.5849	53	11	11		
TOTALS		RPI 1-25		RPI 26-50		W-L RECORDS		RPI 51-100		RPI 101-150		RPI 150+							
4-4-3		0-1-1		0-0-0		OVERALL		0-1-1		0-2-1		4-0-0							
2-1-2		0-0-1		0-0-0		HOME		0-0-1		0-1-0		2-0-0							
2-3-1		0-1-0		0-0-0		AWAY		0-1-0		0-1-1		2-0-0							
0-0-0		0-0-0		0-0-0		NEUTRAL		0-0-0		0-0-0		0-0-0							
4-1-3		0-1-1		0-0-0		NON-CONFERENCE		0-0-1		0-0-1		4-0-0							
2-0-2		0-0-1		0-0-0		HOME		0-0-1		0-0-0		2-0-0							
2-1-1		0-1-0		0-0-		AWAY		0-0-0		0-0-1		2-0-0							
0-0-0		0-0-0		0-0-0		NEUTRAL		0-0-0		0-0-0		0-0-0							
0-3-0		0-0-0		0-0-0		CONFERENCE		0-1-0		0-2-0		0-0-0							
0-1-0		0-0-0		0-0-0		HOME		0-0-0		0-1-0		0-0-0							
0-2-0		0-0-0		0-0-0		AWAY		0-1-0		0-1-0		0-0-0							
0-0-0		0-0-0		0-0-0		NEUTRAL		0-0-0		0-0-0		0-0-0							
RPI	S	Opponent		Score		RPI	S	Opponent		Score		RPI	S	Opponent		Score			
18	H	William & Mary		1	1					64	A	Brown	0	2	114	A	Seton Hall	0	0
22	A	Rutgers		1	5					74	H	La Salle	0	0	141	A	Dartmouth	0	2
															143	H	Yale	2	3
															164	A	Saint Joseph's	1	0
															187	H	Richmond	2	0
															199	H	Army	3	0
															227	A	Fordham	3	1
LAST 10 GAMES																			
						64	A	Brown	0	2	18	H	William & Mary	1	1				
						141	A	Dartmouth	0	2	164	A	Saint Joseph's	1	0				
						74	H	La Salle	0	0	22	A	Rutgers	1	5				
						143	H	Yale	2	3	114	A	Seton Hall	0	0				
						227	A	Fordham	3	1	199	H	Army	3	0				

Non-Div. I Games:

Princeton



Average RPI Win: 200		WON-LOST	WINNING	LAST 10	STRENGTH OF		OPP. STRENGTH	TEAM	ADJ	CONF.	ADJ CONF.
Average RPI Loss: 107		RECORD	PCT. RANK	GAMES	SCHEDULE		OF SCHEDULE	RPI	RPI	RPI	RPI
DIV. I ONLY		7-4-2	.61538	92	5-3-2		106	203	102	.5357	105
DIV. I NON-CONF.		5-2-1	.6875	69	3-1-1		54	234	59	.57733	63
TOTALS		RPI 1-25	RPI 26-50		W-L RECORDS		RPI 51-100		RPI 101-150		RPI 150+
7-4-2	0-0-0	0-1-0		OVERALL		0-1-0		2-1-0		5-1-2	
4-2-1	0-0-0	0-1-0		HOME		0-0-0		1-1-0		3-0-1	
3-2-1	0-0-0	0-0-0		AWAY		0-1-0		1-0-0		2-1-1	
0-0-0	0-0-0	0-0-0		NEUTRAL		0-0-0		0-0-0		0-0-0	
5-2-1	0-0-0	0-1-0		NON-CONFERENCE		0-1-0		2-0-0		3-0-1	
3-1-1	0-0-0	0-1-0		HOME		0-0-0		1-0-0		2-0-1	
2-1-0	0-0-0	0-0-		AWAY		0-1-0		1-0-0		1-0-0	
0-0-0	0-0-0	0-0-0		NEUTRAL		0-0-0		0-0-0		0-0-0	
2-2-1	0-0-0	0-0-0		CONFERENCE		0-0-0		0-1-0		2-1-1	
1-1-0	0-0-0	0-0-0		HOME		0-0-0		0-1-0		1-0-0	
1-1-1	0-0-0	0-0-0		AWAY		0-0-0		0-0-0		1-1-1	
0-0-0	0-0-0	0-0-0		NEUTRAL		0-0-0		0-0-0		0-0-0	
RPI S	Opponent	Score	RPI S	Opponent	Score	RPI S	Opponent	Score	RPI S	Opponent	Score
			36 H	James Madison	1 2	74 A	La Salle	1 2	101 A	Liberty	1 0
									112 H	UAB	0 1
									134 H	Miami (OH)	1 0
									152 A	Southern Miss.	0 0
									186 H	Kent St.	3 0
									200 A	East Carolina	2 0
									206 A	Louisiana Tech	0 2
									212 A	Temple	1 0
									254 H	Akron	1 1
									272 H	Old Dominion	1 0
									296 H	Campbell	3 0
LAST 10 GAMES											
			200 A	East Carolina	2 0	134 H	Miami (OH)	1 0			
			152 A	Southern Miss.	0 0	101 A	Liberty	1 0			
			206 A	Louisiana Tech	0 2	74 A	La Salle	1 2			
			112 H	UAB	0 1	212 A	Temple	1 0			
			272 H	Old Dominion	1 0	254 H	Akron	1 1			

Non-Div. I Games:

Marshall



**Non-Div. I Games:**

SMU



Average RPI Win:	182	WON-LOST RECORD	WINNING PCT. RANK	LAST 10 GAMES	STRENGTH OF SCHEDULE	OPP. STRENGTH OF SCHEDULE	TEAM RPI	ADJ RPI	CONF. RPI	ADJ CONF. RPI		
DIV. I ONLY		7-2-4	.69231	56	5-2-3	209	149	109	.53384	107	13	13
DIV. I NON-CONF.		5-1-2	.75	51	3-1-1	277	121	126	.52139	125	15	15
<hr/>												
TOTALS	RPI 1-25	RPI 26-50		W-L RECORDS		RPI 51-100		RPI 101-150		RPI 150+		
7-2-4	0-0-0	0-0-0		OVERALL		1-0-1		3-0-1		3-2-2		
4-0-2	0-0-0	0-0-0		HOME		1-0-0		3-0-0		0-0-2		
2-1-2	0-0-0	0-0-0		AWAY		0-0-1		0-0-1		2-1-0		
1-1-0	0-0-0	0-0-0		NEUTRAL		0-0-0		0-0-0		1-1-0		
<hr/>												
5-1-2	0-0-0	0-0-0		NON-CONFERENCE		0-0-1		2-0-0		3-1-1		
2-0-1	0-0-0	0-0-0		HOME		0-0-0		2-0-0		0-0-1		
2-0-1	0-0-0	0-0-		AWAY		0-0-1		0-0-0		2-0-0		
1-1-0	0-0-0	0-0-0		NEUTRAL		0-0-0		0-0-0		1-1-0		
<hr/>												
2-1-2	0-0-0	0-0-0		CONFERENCE		1-0-0		1-0-1		0-1-1		
2-0-1	0-0-0	0-0-0		HOME		1-0-0		1-0-0		0-0-1		
0-1-1	0-0-0	0-0-0		AWAY		0-0-0		0-0-1		0-1-0		
0-0-0	0-0-0	0-0-0		NEUTRAL		0-0-0		0-0-0		0-0-0		
<hr/>												
RPI	S	Opponent	Score	RPI	S	Opponent	Score	RPI	S	Opponent	Score	
								67	A	VCU	1 1	
								86	H	Furman	4 3	
								101	H	Liberty	2 0	
								138	A	Appalachian St.	3 3	
								144	H	High Point	5 0	
								147	H	Western Caro.	3 1	
								160	H	Wofford	1 1	
								168	N	Longwood	3 4	
								183	A	Coastal Caro.	2 0	
								200	H	East Carolina	1 1	
224	A	Citadel	1 2									
293	N	A&M-Corpus Christi	3 0									
321	A	Francis Marion	6 1									
				LAST 10 GAMES								
				86	H	Furman	4 3	147	H	Western Caro.	3 1	
				160	H	Wofford	1 1	67	A	VCU	1 1	
				321	A	Francis Marion	6 1	101	H	Liberty	2 0	
				224	A	Citadel	1 2	293	N	A&M-Corpus Christi	3 0	
				138	A	Appalachian St.	3 3	168	N	Longwood	3 4	

Non-Div. I Games: Greensboro 3 0

Elon



Average RPI Win:		225	WON-LOST		WINNING		LAST 10		STRENGTH OF		OPP. STRENGTH		TEAM		ADJ		CONF.		ADJ CONF.	
Average RPI Loss:		60	RECORD		PCT. RANK		GAMES		SCHEDULE		OF SCHEDULE		RPI		RPI		RPI		RPI	
DIV. I ONLY			8-5-0		.61538		92	7-3-0		139		143		107		.53352		108	18	
DIV. I NON-CONF.			4-4-0		.5		147	3-2-0		125		97		134		.51553		133	18	
TOTALS		RPI 1-25		RPI 26-50		W-L RECORDS		RPI 51-100		RPI 101-150		RPI 150+								
8-5-0		0-1-0		0-1-0		OVERALL		0-3-0		1-0-0		7-0-0								
4-3-0		0-1-0		0-0-0		HOME		0-2-0		1-0-0		3-0-0								
3-2-0		0-0-0		0-1-0		AWAY		0-1-0		0-0-0		3-0-0								
1-0-0		0-0-0		0-0-0		NEUTRAL		0-0-0		0-0-0		1-0-0								
4-4-0		0-1-0		0-1-0		NON-CONFERENCE		0-2-0		1-0-0		3-0-0								
1-3-0		0-1-0		0-0-0		HOME		0-2-0		1-0-0		0-0-0								
2-1-0		0-0-0		0-0-		AWAY		0-0-0		0-0-0		2-0-0								
1-0-0		0-0-0		0-0-0		NEUTRAL		0-0-0		0-0-0		1-0-0								
4-1-0		0-0-0		0-0-0		CONFERENCE		0-1-0		0-0-0		4-0-0								
3-0-0		0-0-0		0-0-0		HOME		0-0-0		0-0-0		3-0-0								
1-1-0		0-0-0		0-0-0		AWAY		0-1-0		0-0-0		1-0-0								
0-0-0		0-0-0		0-0-0		NEUTRAL		0-0-0		0-0-0		0-0-0								
RPI	S	Opponent		Score		RPI	S	Opponent		Score		RPI	S	Opponent		Score				
21	H	Minnesota		0	3	40	A	Georgia		0	1	63	H	Miami (FL)		2	3			
												86	H	Furman		1	2			
												89	A	FGCU		1	2			
														133 H FIU		2	1			
														179 H Lipscomb		2	0			
														208 A Stetson		2	1			
														222 H North Florida		3	1			
														234 A Georgia St.		1	0			
														245 A Ga. Southern		2	1			
														285 N Niagara		3	2			
														290 H Northern Ky.		3	2			
						LAST 10 GAMES														
														86 H Furman		1	2			
														133 H FIU		2	1			
														21 H Minnesota		0	3			
														245 A Ga. Southern		2	1			
														234 A Georgia St.		1	0			



Average RPI Win:	222	WON-LOST	WINNING	LAST 10	STRENGTH OF	OPP. STRENGTH	TEAM	ADJ	CONF.	ADJ CONF.	
Average RPI Loss:	95	RECORD	PCT. RANK	GAMES	SCHEDULE	OF SCHEDULE	RPI	RPI	RPI	RPI	
DIV. I ONLY	7-3-3	.65385	76	5-3-2	166	166	108	.53326	109	21	21
DIV. I NON-CONF.	4-2-2	.625	96	2-2-1	88	162	84	.55564	86	20	20
<hr/>											
TOTALS	RPI 1-25	RPI 26-50		W-L RECORDS	RPI 51-100		RPI 101-150		RPI 150+		
7-3-3	0-0-0	0-2-0		OVERALL	1-0-1		0-0-1		6-1-1		
3-0-1	0-0-0	0-0-0		HOME	0-0-0		0-0-1		3-0-0		
4-2-2	0-0-0	0-1-0		AWAY	1-0-1		0-0-0		3-1-1		
0-1-0	0-0-0	0-1-0		NEUTRAL	0-0-0		0-0-0		0-0-0		
<hr/>											
4-2-2	0-0-0	0-2-0		NON-CONFERENCE	1-0-1		0-0-1		3-0-0		
1-0-1	0-0-0	0-0-0		HOME	0-0-0		0-0-1		1-0-0		
3-1-1	0-0-0	0-0-		AWAY	1-0-1		0-0-0		2-0-0		
0-1-0	0-0-0	0-1-0		NEUTRAL	0-0-0		0-0-0		0-0-0		
<hr/>											
3-1-1	0-0-0	0-0-0		CONFERENCE	0-0-0		0-0-0		3-1-1		
2-0-0	0-0-0	0-0-0		HOME	0-0-0		0-0-0		2-0-0		
1-1-1	0-0-0	0-0-0		AWAY	0-0-0		0-0-0		1-1-1		
0-0-0	0-0-0	0-0-0		NEUTRAL	0-0-0		0-0-0		0-0-0		
<hr/>											
RPI S	Opponent	Score	RPI S	Opponent	Score	RPI S	Opponent	Score	RPI S	Opponent	Score
			28 N	Washington St.	0 1	93 A	Utah St.	1 0	149 H	UC Santa Barbara	1 1
			43 A	Utah	0 4	99 A	Boise St.	0 0	157 A	Northern Ariz.	2 1
									184 A	Idaho St.	1 1
									215 A	Southern Utah	1 2
									225 A	Wyoming	3 2
									237 A	Utah Valley	2 1
									255 H	Montana	2 0
									282 H	Eastern Wash.	3 0
									306 H	Idaho	3 0
<hr/>											
LAST 10 GAMES											
			184 A	Idaho St.	1 1	93 A	Utah St.	1 0			
			157 A	Northern Ariz.	2 1	43 A	Utah	0 4			
			215 A	Southern Utah	1 2	225 A	Wyoming	3 2			
			282 H	Eastern Wash.	3 0	28 N	Washington St.	0 1			
			255 H	Montana	2 0	99 A	Boise St.	0 0			

Non-Div. I Games:

Weber St.



Average RPI Win:		166	WON-LOST RECORD		WINNING PCT. RANK		LAST 10 GAMES		STRENGTH OF SCHEDULE		OPP. STRENGTH OF SCHEDULE		TEAM RPI		ADJ RPI		CONF. RPI		ADJ CONF. RPI	
DIV. I ONLY			7-8-1		.46875	172	6-3-1		64		93		110		.53225	110	7		7	
DIV. I NON-CONF.			4-6-0		.4	216	3-1-0		102		133		152		.49648	152	6		6	
TOTALS		RPI 1-25		RPI 26-50		W-L RECORDS		RPI 51-100		RPI 101-150		RPI 150+								
7-8-1		0-2-1		0-0-0		OVERALL		2-4-0		2-2-0		3-0-0								
4-1-1		0-1-1		0-0-0		HOME		2-0-0		0-0-0		2-0-0								
2-7-0		0-1-0		0-0-0		AWAY		0-4-0		1-2-0		1-0-0								
1-0-0		0-0-0		0-0-0		NEUTRAL		0-0-0		1-0-0		0-0-0								
4-6-0		0-1-0		0-0-0		NON-CONFERENCE		0-4-0		2-1-0		2-0-0								
2-0-0		0-0-0		0-0-0		HOME		0-0-0		0-0-0		2-0-0								
1-6-0		0-1-0		0-0-		AWAY		0-4-0		1-1-0		0-0-0								
1-0-0		0-0-0		0-0-0		NEUTRAL		0-0-0		1-0-0		0-0-0								
3-2-1		0-1-1		0-0-0		CONFERENCE		2-0-0		0-1-0		1-0-0								
2-1-1		0-1-1		0-0-0		HOME		2-0-0		0-0-0		0-0-0								
1-1-0		0-0-0		0-0-0		AWAY		0-0-0		0-1-0		1-0-0								
0-0-0		0-0-0		0-0-0		NEUTRAL		0-0-0		0-0-0		0-0-0								
RPI	S	Opponent		Score		RPI	S	Opponent		Score		RPI	S	Opponent		Score				
12	H	UCF		1	1				60	H	Memphis	3	2	106	A	SMU	1	2		
17	A	Nebraska		1	4				63	A	Miami (FL)	0	2	146	N	Cornell	1	0		
22	H	Rutgers		0	1				68	H	South Fla.	3	2	149	A	UC Santa Barbara	0	1		
									78	A	Long Beach St.	1	4	150	A	Providence	3	0		
									90	A	Dayton	1	3	186	H	Kent St.	2	1		
									98	A	Xavier	0	3	233	A	Houston	2	1		
														319	H	UMass Lowell	4	1		
LAST 10 GAMES																				
						68	H	South Fla.	3	2	22	H	Rutgers	0	1					
						12	H	UCF	1	1	150	A	Providence	3	0					
						106	A	SMU	1	2	146	N	Cornell	1	0					
						233	A	Houston	2	1	186	H	Kent St.	2	1					
						60	H	Memphis	3	2	98	A	Xavier	0	3					

Non-Div. I Games:

Cincinnati



Average RPI Win:		209	WON-LOST RECORD		WINNING PCT. RANK		LAST 10 GAMES		STRENGTH OF SCHEDULE		OPP. STRENGTH OF SCHEDULE		TEAM RPI		ADJ RPI		CONF. RPI		ADJ CONF. RPI				
DIV. I ONLY			9-5-1		.63333 87		6-3-1		190		86		111		.52958 111		12		12				
DIV. I NON-CONF.			6-3-0		.66667 80		3-1-0		242		63		123		.52209 123		12		12				
TOTALS		RPI 1-25		RPI 26-50		W-L RECORDS		RPI 51-100		RPI 101-150		RPI 150+											
9-5-1		0-3-0		0-1-0		OVERALL		0-0-0		3-1-0		6-0-1											
6-1-1		0-0-0		0-1-0		HOME		0-0-0		1-0-0		5-0-1											
3-3-0		0-2-0		0-0-0		AWAY		0-0-0		2-1-0		1-0-0											
0-1-0		0-1-0		0-0-0		NEUTRAL		0-0-0		0-0-0		0-0-0											
6-3-0		0-2-0		0-1-0		NON-CONFERENCE		0-0-0		2-0-0		4-0-0											
3-1-0		0-0-0		0-1-0		HOME		0-0-0		0-0-0		3-0-0											
3-1-0		0-1-0		0-0-		AWAY		0-0-0		2-0-0		1-0-0											
0-1-0		0-1-0		0-0-0		NEUTRAL		0-0-0		0-0-0		0-0-0											
3-2-1		0-1-0		0-0-0		CONFERENCE		0-0-0		1-1-0		2-0-1											
3-0-1		0-0-0		0-0-0		HOME		0-0-0		1-0-0		2-0-1											
0-2-0		0-1-0		0-0-0		AWAY		0-0-0		0-1-0		0-0-0											
0-0-0		0-0-0		0-0-0		NEUTRAL		0-0-0		0-0-0		0-0-0											
RPI	S	Opponent		Score		RPI	S	Opponent		Score		RPI	S	Opponent		Score							
7	N	Virginia Tech		2	4	45	H	Oklahoma St.		1	2			102	A	TCU		2	0				
9	A	Wake Forest		1	2									113	A	Rice		0	4				
16	A	Colorado Col.		2	3									122	H	Charlotte		3	0				
														126	A	Oklahoma		5	0				
														152	H	Southern Miss.		1	1				
														206	H	Louisiana Tech		1	0				
														235	H	UTSA		4	2				
														246	H	Houston Baptist		1	0				
														258	H	Sam Houston St.		3	0				
														261	H	McNeese St.		2	0				
														327	A	Texas Southern		9	1				



Average RPI Win: 211		WON-LOST	WINNING	LAST 10	STRENGTH OF		OPP. STRENGTH	TEAM	ADJ		CONF.	ADJ CONF.
Average RPI Loss: 95		RECORD	PCT. RANK	GAMES	SCHEDULE		OF SCHEDULE	RPI	RPI		RPI	RPI
DIV. I ONLY		9-4-1	.67857	60	218		142	112	.52869		112	12
DIV. I NON-CONF.		7-2-0	.77778	44	245		178	106	.53659		107	12
TOTALS		RPI 1-25	RPI 26-50		W-L RECORDS		RPI 51-100		RPI 101-150		RPI 150+	
9-4-1		0-0-0	0-1-0		OVERALL		0-1-1		3-2-0		6-0-0	
3-2-1		0-0-0	0-1-0		HOME		0-0-1		1-1-0		2-0-0	
5-2-0		0-0-0	0-0-0		AWAY		0-1-0		2-1-0		3-0-0	
1-0-0		0-0-0	0-0-0		NEUTRAL		0-0-0		0-0-0		1-0-0	
7-2-0		0-0-0	0-1-0		NON-CONFERENCE		0-1-0		2-0-0		5-0-0	
2-1-0		0-0-0	0-1-0		HOME		0-0-0		1-0-0		1-0-0	
4-1-0		0-0-0	0-0-		AWAY		0-1-0		1-0-0		3-0-0	
1-0-0		0-0-0	0-0-0		NEUTRAL		0-0-0		0-0-0		1-0-0	
2-2-1		0-0-0	0-0-0		CONFERENCE		0-0-1		1-2-0		1-0-0	
1-1-1		0-0-0	0-0-0		HOME		0-0-1		0-1-0		1-0-0	
1-1-0		0-0-0	0-0-0		AWAY		0-0-0		1-1-0		0-0-0	
0-0-0		0-0-0	0-0-0		NEUTRAL		0-0-0		0-0-0		0-0-0	
RPI S	Opponent	Score	RPI S	Opponent	Score	RPI S	Opponent	Score	RPI S	Opponent	Score	
			37 H	Ole Miss	2 5	73 A	Alabama	0 1	105 A	Marshall	1 0	
						88 H	UTEP	1 1	120 A	Vanderbilt	3 1	
									133 H	FIU	2 3	
									135 A	Middle Tenn.	0 2	
									137 H	South Ala.	3 2	
									183 A	Coastal Caro.	3 1	
									200 H	East Carolina	3 2	
									268 H	Troy	6 2	
									269 A	UALR	3 1	
									299 A	South Carolina St.	3 2	
									321 N	Francis Marion	2 0	
LAST 10 GAMES												
			133 H	FIU	2 3	269 A	UALR	3 1				
			200 H	East Carolina	3 2	73 A	Alabama	0 1				
			88 H	UTEP	1 1	183 A	Coastal Caro.	3 1				
			105 A	Marshall	1 0	137 H	South Ala.	3 2				
			135 A	Middle Tenn.	0 2	268 H	Troy	6 2				

Non-Div. I Games:

UAB



Average RPI Win: 139		WON-LOST RECORD	WINNING PCT. RANK		LAST 10 GAMES	STRENGTH OF SCHEDULE	OPP. STRENGTH OF SCHEDULE	TEAM RPI	ADJ RPI	CONF. RPI	ADJ CONF. RPI	
Average RPI Loss: 131												
DIV. I ONLY		5-5-2	.5	142	5-4-1	85	126	113	.52788	113	12	12
DIV. I NON-CONF.		2-3-2	.42857	204	2-2-1	109	122	145	.50226	144	12	12
<hr/>												
TOTALS		RPI 1-25		RPI 26-50		W-L RECORDS		RPI 51-100		RPI 101-150		RPI 150+
5-5-2		0-0-0		0-0-0		OVERALL		1-3-1		2-0-0		2-2-1
2-3-0		0-0-0		0-0-0		HOME		0-3-0		1-0-0		1-0-0
3-2-2		0-0-0		0-0-0		AWAY		1-0-1		1-0-0		1-2-1
0-0-0		0-0-0		0-0-0		NEUTRAL		0-0-0		0-0-0		0-0-0
2-3-2		0-0-0		0-0-0		NON-CONFERENCE		0-2-1		1-0-0		1-1-1
1-2-0		0-0-0		0-0-0		HOME		0-2-0		0-0-0		1-0-0
1-1-2		0-0-0		0-0-		AWAY		0-0-1		1-0-0		0-1-1
0-0-0		0-0-0		0-0-0		NEUTRAL		0-0-0		0-0-0		0-0-0
3-2-0		0-0-0		0-0-0		CONFERENCE		1-1-0		1-0-0		1-1-0
1-1-0		0-0-0		0-0-0		HOME		0-1-0		1-0-0		0-0-0
2-1-0		0-0-0		0-0-0		AWAY		1-0-0		0-0-0		1-1-0
0-0-0		0-0-0		0-0-0		NEUTRAL		0-0-0		0-0-0		0-0-0
RPI	S	Opponent	Score	RPI	S	Opponent	Score	RPI	S	Opponent	Score	
						59 H	LSU	0	1	111 H	North Texas	4 0
						62 H	Stephen F. Austin	0	1	120 A	Vanderbilt	3 2
						71 H	Tulsa	0	1	152 A	Southern Miss.	3 0
						77 A	Western Ky.	0	0	182 A	Texas St.	0 0
						88 A	UTEP	2	1	223 H	Lamar	5 3
										226 A	New Mexico	0 3
										235 A	UTSA	0 2
<hr/>												
LAST 10 GAMES												
						152 A	Southern Miss.	3	0	59 H	LSU	0 1
						71 H	Tulsa	0	1	223 H	Lamar	5 3
						111 H	North Texas	4	0	182 A	Texas St.	0 0
						235 A	UTSA	0	2	226 A	New Mexico	0 3
						88 A	UTEP	2	1	120 A	Vanderbilt	3 2

Non-Div. I Games:

Rice



Average RPI Win: 169		WON-LOST RECORD		WINNING PCT. RANK		LAST 10 GAMES		STRENGTH OF SCHEDULE		OPP. STRENGTH OF SCHEDULE		TEAM RPI		ADJ RPI		CONF. RPI		ADJ CONF. RPI	
DIV. I ONLY		4-8-2		.35714 242		3-6-1		27		123		114		.52566 114		5		5	
DIV. I NON-CONF.		2-5-2		.33333 246		1-3-1		28		129		124		.51977 128		5		5	
TOTALS		RPI 1-25		RPI 26-50		W-L RECORDS		RPI 51-100		RPI 101-150		RPI 150+							
4-8-2		0-2-0		0-0-0		OVERALL		1-5-0		1-0-2		2-1-0							
4-1-2		0-0-0		0-0-0		HOME		1-1-0		1-0-2		2-0-0							
0-6-0		0-1-0		0-0-0		AWAY		0-4-0		0-0-0		0-1-0							
0-1-0		0-1-0		0-0-0		NEUTRAL		0-0-0		0-0-0		0-0-0							
2-5-2		0-2-0		0-0-0		NON-CONFERENCE		0-2-0		0-0-2		2-1-0							
2-0-2		0-0-0		0-0-0		HOME		0-0-0		0-0-2		2-0-0							
0-4-0		0-1-0		0-0-		AWAY		0-2-0		0-0-0		0-1-0							
0-1-0		0-1-0		0-0-0		NEUTRAL		0-0-0		0-0-0		0-0-0							
2-3-0		0-0-0		0-0-0		CONFERENCE		1-3-0		1-0-0		0-0-0							
2-1-0		0-0-0		0-0-0		HOME		1-1-0		1-0-0		0-0-0							
0-2-0		0-0-0		0-0-0		AWAY		0-2-0		0-0-0		0-0-0							
0-0-0		0-0-0		0-0-0		NEUTRAL		0-0-0		0-0-0		0-0-0							
RPI	S	Opponent		Score		RPI	S	Opponent		Score		RPI	S	Opponent		Score			
1	A	Virginia		0	3			56	A	DePaul	0	1	104	H	Princeton	0	0		
18	N	William & Mary		0	1			66	A	Monmouth	2	3	125	H	Stony Brook	2	2		
								79	A	Delaware	1	2	150	H	Providence	1	0		
								82	H	Butler	3	1	199	H	Army	2	0		
								97	H	Creighton	0	1	243	H	Marist	2	1		
								98	A	Xavier	1	2	279	A	LIU Brooklyn	0	1		
LAST 10 GAMES																			
				98	A	Xavier	1	2	243	H	Marist	2	1						
				97	H	Creighton	0	1	79	A	Delaware	1	2						
				56	A	DePaul	0	1	104	H	Princeton	0	0						
				82	H	Butler	3	1	1	A	Virginia	0	3						
				150	H	Providence	1	0	18	N	William & Mary	0	1						

Non-Div. I Games:

Seton Hall



Average RPI Win:	243	WON-LOST	WINNING	LAST 10	STRENGTH OF	OPP. STRENGTH	TEAM	ADJ	CONF.	ADJ CONF.	
Average RPI Loss:	49	RECORD	PCT. RANK	GAMES	SCHEDULE	OF SCHEDULE	RPI	RPI	RPI	RPI	
DIV. I ONLY	4-4-4	.5	142	3-3-3	73	173	116	.52557	115	17	17
DIV. I NON-CONF.	2-4-3	.38889	222	1-3-2	43	151	124	.52117	126	17	17
<hr/>											
TOTALS	RPI 1-25	RPI 26-50		W-L RECORDS		RPI 51-100		RPI 101-150		RPI 150+	
4-4-4	0-1-0	0-1-0		OVERALL		0-2-1		0-0-1		4-0-2	
2-1-2	0-0-0	0-0-0		HOME		0-1-1		0-0-1		2-0-0	
2-3-2	0-1-0	0-1-0		AWAY		0-1-0		0-0-0		2-0-2	
0-0-0	0-0-0	0-0-0		NEUTRAL		0-0-0		0-0-0		0-0-0	
<hr/>											
2-4-3	0-1-0	0-1-0		NON-CONFERENCE		0-2-1		0-0-1		2-0-1	
0-1-2	0-0-0	0-0-0		HOME		0-1-1		0-0-1		0-0-0	
2-3-1	0-1-0	0-0-		AWAY		0-1-0		0-0-0		2-0-1	
0-0-0	0-0-0	0-0-0		NEUTRAL		0-0-0		0-0-0		0-0-0	
<hr/>											
2-0-1	0-0-0	0-0-0		CONFERENCE		0-0-0		0-0-0		2-0-1	
2-0-0	0-0-0	0-0-0		HOME		0-0-0		0-0-0		2-0-0	
0-0-1	0-0-0	0-0-0		AWAY		0-0-0		0-0-0		0-0-1	
0-0-0	0-0-0	0-0-0		NEUTRAL		0-0-0		0-0-0		0-0-0	
<hr/>											
RPI S	Opponent	Score		RPI S	Opponent	Score		RPI S	Opponent	Score	
20 A	West Virginia	1	4	38 A	Pepperdine	0	1	57 A	Iowa	0	1
								82 H	Butler	3	4
								90 H	Dayton	2	2
								145 H	Western Mich.	0	0
								155 A	Valparaiso	0	0
								163 H	Oakland	2	1
								201 A	Ohio	1	1
								240 A	IPFW	2	1
								252 A	Nevada	1	0
								316 H	Youngstown St.	1	0
								<hr/>			
LAST 10 GAMES											
155 A Valparaiso				0	0	90 H Dayton				2	2
163 H Oakland				2	1	57 A Iowa				0	1
316 H Youngstown St.				1	0	145 H Western Mich.				0	0
20 A West Virginia				1	4	252 A Nevada				1	0
82 H Butler				3	4	38 A Pepperdine				0	1

Non-Div. I Games: Findlay 4 0

Wright St.



Average RPI Win:		201	WON-LOST		WINNING		LAST 10		STRENGTH OF		OPP. STRENGTH		TEAM		ADJ		CONF.		ADJ CONF.															
Average RPI Loss:		62	RECORD		PCT. RANK		GAMES		SCHEDULE		OF SCHEDULE		RPI		RPI		RPI		RPI															
DIV. I ONLY			7-5-2		.57143 116		4-4-2		138		112		117		.52552 116		13		13															
DIV. I NON-CONF.			5-4-0		.55556 135		2-3-0		191		73		137		.5098 137		15		15															
TOTALS		RPI 1-25		RPI 26-50		W-L RECORDS		RPI 51-100		RPI 101-150		RPI 150+																						
7-5-2		0-0-0		0-3-0		OVERALL		0-1-0		2-1-1		5-0-1																						
0-3-1		0-0-0		0-1-0		HOME		0-1-0		0-1-1		0-0-0																						
6-1-1		0-0-0		0-1-0		AWAY		0-0-0		2-0-0		4-0-1																						
1-1-0		0-0-0		0-1-0		NEUTRAL		0-0-0		0-0-0		1-0-0																						
5-4-0		0-0-0		0-3-0		NON-CONFERENCE		0-0-0		1-1-0		4-0-0																						
0-2-0		0-0-0		0-1-0		HOME		0-0-0		0-1-0		0-0-0																						
4-1-0		0-0-0		0-0-		AWAY		0-0-0		1-0-0		3-0-0																						
1-1-0		0-0-0		0-1-0		NEUTRAL		0-0-0		0-0-0		1-0-0																						
2-1-2		0-0-0		0-0-0		CONFERENCE		0-1-0		1-0-1		1-0-1																						
0-1-1		0-0-0		0-0-0		HOME		0-1-0		0-0-1		0-0-0																						
2-0-1		0-0-0		0-0-0		AWAY		0-0-0		1-0-0		1-0-1																						
0-0-0		0-0-0		0-0-0		NEUTRAL		0-0-0		0-0-0		0-0-0																						
RPI	S	Opponent			Score		RPI	S	Opponent			Score		RPI	S	Opponent			Score		RPI	S	Opponent			Score		RPI	S	Opponent			Score	
					36	A	James Madison		0	2			86	H	Furman		0	3			101	H	Liberty		0	1			138	H	Appalachian St.		1	1
					40	H	Georgia		0	1											144	A	High Point		3	1			147	A	Western Caro.		2	0
					45	N	Washington		0	1											158	A	Hawaii		1	0			160	A	Wofford		0	0
																					200	A	East Carolina		1	0			210	N	UNC Wilmington		2	0
																					224	A	Citadel		5	3			321	A	Francis Marion		2	0
LAST 10 GAMES																																		
					160	A	Wofford		0	0			138	H	Appalachian St.		1	1																
					86	H	Furman		0	3			36	A	James Madison		0	2																
					224	A	Citadel		5	3			101	H	Liberty		0	1																
					321	A	Francis Marion		2	0			40	H	Georgia		0	1																
					147	A	Western Caro.		2	0			144	A	High Point		3	1																

Non-Div. I Games:

UNC Greensboro



Average RPI Win: 216		WON-LOST RECORD		WINNING PCT. RANK		LAST 10 GAMES		STRENGTH OF SCHEDULE		OPP. STRENGTH OF SCHEDULE		TEAM RPI		ADJ RPI		CONF. RPI		ADJ CONF. RPI	
DIV. I ONLY		7-3-2		.66667 73		7-1-2		195		170		115		.52522 117		9		9	
DIV. I NON-CONF.		4-3-2		.55556 135		4-1-2		290		180		216		.46079 217		11		11	
TOTALS		RPI 1-25		RPI 26-50		W-L RECORDS		RPI 51-100		RPI 101-150		RPI 150+							
7-3-2		0-1-0		0-0-1		OVERALL		1-0-0		2-0-1		4-2-0							
3-1-1		0-0-0		0-0-0		HOME		1-0-0		0-0-1		2-1-0							
4-1-1		0-0-0		0-0-1		AWAY		0-0-0		2-0-0		2-1-0							
0-1-0		0-1-0		0-0-0		NEUTRAL		0-0-0		0-0-0		0-0-0							
4-3-2		0-1-0		0-0-1		NON-CONFERENCE		0-0-0		0-0-1		4-2-0							
2-1-1		0-0-0		0-0-0		HOME		0-0-0		0-0-1		2-1-0							
2-1-1		0-0-0		0-1-		AWAY		0-0-0		0-0-0		2-1-0							
0-1-0		0-1-0		0-0-0		NEUTRAL		0-0-0		0-0-0		0-0-0							
3-0-0		0-0-0		0-0-0		CONFERENCE		1-0-0		2-0-0		0-0-0							
1-0-0		0-0-0		0-0-0		HOME		1-0-0		0-0-0		0-0-0							
2-0-0		0-0-0		0-0-0		AWAY		0-0-0		2-0-0		0-0-0							
0-0-0		0-0-0		0-0-0		NEUTRAL		0-0-0		0-0-0		0-0-0							
RPI S	Opponent	Score		RPI S	Opponent	Score		RPI S	Opponent	Score		RPI S	Opponent	Score					
23 N	California	1	2	41 A	Boston U.	1	1	83 H	Penn	2	1	143 A	Yale	3	1				
												146 A	Cornell	7	2				
												150 H	Providence	1	1				
												159 A	San Francisco	0	1				
												250 H	New Hampshire	1	2				
												265 A	Central Conn. St.	2	0				
												278 H	Rhode Island	2	0				
												279 H	LIU Brooklyn	1	0				
												319 A	UMass Lowell	5	0				
				LAST 10 GAMES															
				146 A	Cornell	7	2	319 A	UMass Lowell	5	0								
				41 A	Boston U.	1	1	278 H	Rhode Island	2	0								
				143 A	Yale	3	1	279 H	LIU Brooklyn	1	0								
				265 A	Central Conn. St.	2	0	150 H	Providence	1	1								
				83 H	Penn	2	1	250 H	New Hampshire	1	2								

Non-Div. I Games:

Harvard



Average RPI Win: 238		WON-LOST	WINNING	LAST 10	STRENGTH OF		OPP. STRENGTH	TEAM	ADJ		CONF.	ADJ CONF.				
Average RPI Loss: 223		RECORD	PCT. RANK	GAMES	SCHEDULE		OF SCHEDULE	RPI	RPI		RPI	RPI				
DIV. I ONLY		9-2-2	.76923	28	6-2-1		271	228	119	.52416	118	28	28			
DIV. I NON-CONF.		5-1-1	.78571	40	2-1-0		265	186	115	.53124	115	28	28			
<hr/>																
TOTALS		RPI 1-25		RPI 26-50		W-L RECORDS		RPI 51-100		RPI 101-150		RPI 150+				
9-2-2		0-0-0		0-0-0		OVERALL		0-0-1		1-0-0		8-2-1				
3-1-1		0-0-0		0-0-0		HOME		0-0-0		0-0-0		3-1-1				
6-1-1		0-0-0		0-0-0		AWAY		0-0-1		1-0-0		5-1-0				
0-0-0		0-0-0		0-0-0		NEUTRAL		0-0-0		0-0-0		0-0-0				
5-1-1		0-0-0		0-0-0		NON-CONFERENCE		0-0-1		1-0-0		4-1-0				
1-0-0		0-0-0		0-0-0		HOME		0-0-0		0-0-0		1-0-0				
4-1-1		0-0-0		0-0-		AWAY		0-0-1		1-0-0		3-1-0				
0-0-0		0-0-0		0-0-0		NEUTRAL		0-0-0		0-0-0		0-0-0				
4-1-1		0-0-0		0-0-0		CONFERENCE		0-0-0		0-0-0		4-1-1				
2-1-1		0-0-0		0-0-0		HOME		0-0-0		0-0-0		2-1-1				
2-0-0		0-0-0		0-0-0		AWAY		0-0-0		0-0-0		2-0-0				
0-0-0		0-0-0		0-0-0		NEUTRAL		0-0-0		0-0-0		0-0-0				
RPI	S	Opponent		Score	RPI	S	Opponent		Score	RPI	S	Opponent		Score		
							77	A	Western Ky.	1	1	138	A	Appalachian St.	2	1
												179	A	Lipscomb	2	1
												180	H	UT Martin	2	1
												205	H	SIU Edwardsville	0	1
												213	A	Belmont	3	1
												239	H	Southeast Mo. St.	1	1
												241	A	Buffalo	0	1
												269	H	UALR	3	0
												277	A	St. Bonaventure	3	2
												283	A	Chattanooga	4	0
												300	H	Eastern Ill.	3	0
												304	A	Tennessee Tech	5	0
<hr/>																
LAST 10 GAMES																
							205	H	SIU Edwardsville	0	1	180	H	UT Martin	2	1
							300	H	Eastern Ill.	3	0	241	A	Buffalo	0	1
							213	A	Belmont	3	1	277	A	St. Bonaventure	3	2
							304	A	Tennessee Tech	5	0	179	A	Lipscomb	2	1
							239	H	Southeast Mo. St.	1	1	77	A	Western Ky.	1	1

Non-Div. I Games:

Austin Peay



Average RPI Win: 211		WON-LOST RECORD	WINNING PCT. RANK	LAST 10 GAMES	STRENGTH OF SCHEDULE	OPP. STRENGTH OF SCHEDULE	TEAM RPI	ADJ RPI	CONF. RPI	ADJ CONF. RPI	
Average RPI Loss: 54											
DIV. I ONLY		6-7-1	.46429 175	3-6-1	74	116	121	.52291 119	4	4	
DIV. I NON-CONF.		4-4-0	.5 147	1-3-0	96	200	132	.51712 131	4	4	
TOTALS		RPI 1-25	RPI 26-50		W-L RECORDS		RPI 51-100		RPI 101-150		RPI 150+
6-7-1	0-1-0		1-1-0		OVERALL		0-5-0		0-0-1		5-0-0
4-2-0	0-0-0		1-1-0		HOME		0-1-0		0-0-0		3-0-0
2-3-1	0-1-0		0-0-0		AWAY		0-2-0		0-0-1		2-0-0
0-2-0	0-0-0		0-0-0		NEUTRAL		0-2-0		0-0-0		0-0-0
4-4-0	0-1-0		0-0-0		NON-CONFERENCE		0-3-0		0-0-0		4-0-0
3-0-0	0-0-0		0-0-0		HOME		0-0-0		0-0-0		3-0-0
1-2-0	0-1-0		0-0-		AWAY		0-1-0		0-0-0		1-0-0
0-2-0	0-0-0		0-0-0		NEUTRAL		0-2-0		0-0-0		0-0-0
2-3-1	0-0-0		1-1-0		CONFERENCE		0-2-0		0-0-1		1-0-0
1-2-0	0-0-0		1-1-0		HOME		0-1-0		0-0-0		0-0-0
1-1-1	0-0-0		0-0-0		AWAY		0-1-0		0-0-1		1-0-0
0-0-0	0-0-0		0-0-0		NEUTRAL		0-0-0		0-0-0		0-0-0
RPI S	Opponent	Score	RPI S	Opponent	Score	RPI S	Opponent	Score	RPI S	Opponent	Score
25 A	Portland	2 3	31 H	Florida	1 0	51 N	Baylor	1 2	120 A	Vanderbilt	1 1
			40 H	Georgia	0 1	53 H	Texas A&M	1 2	195 A	Mississippi St.	3 1
						59 A	LSU	0 1	216 A	UMKC	3 0
						60 A	Memphis	1 2	239 H	Southeast Mo. St.	4 0
						87 N	San Diego	1 2	287 H	Pacific	5 1
									300 H	Eastern Ill.	3 0
LAST 10 GAMES											
59 A	LSU	0 1	195 A	Mississippi St.	3 1						
53 H	Texas A&M	1 2	25 A	Portland	2 3						
120 A	Vanderbilt	1 1	300 H	Eastern Ill.	3 0						
31 H	Florida	1 0	87 N	San Diego	1 2						
40 H	Georgia	0 1	51 N	Baylor	1 2						

Non-Div. I Games:

Missouri



Average RPI Win:	111	WON-LOST RECORD	WINNING PCT. RANK	LAST 10 GAMES	STRENGTH OF SCHEDULE	OPP. STRENGTH OF SCHEDULE	TEAM RPI	ADJ RPI	CONF. RPI	ADJ CONF. RPI		
DIV. I ONLY		3-8-3	.32143	263	2-6-2	38	57	125	.52243	120	4	4
DIV. I NON-CONF.		3-3-2	.5	147	2-1-1	48	51	91	.55562	87	4	4
<hr/>												
TOTALS	RPI 1-25	RPI 26-50		W-L RECORDS		RPI 51-100		RPI 101-150		RPI 150+		
3-8-3	0-0-0	1-2-1		OVERALL		1-4-1		0-2-1		1-0-0		
1-4-2	0-0-0	0-1-1		HOME		0-1-0		0-2-1		1-0-0		
2-4-0	0-0-0	1-1-0		AWAY		1-3-0		0-0-0		0-0-0		
0-0-1	0-0-0	0-0-0		NEUTRAL		0-0-1		0-0-0		0-0-0		
<hr/>												
3-3-2	0-0-0	1-0-1		NON-CONFERENCE		1-1-1		0-2-0		1-0-0		
1-2-1	0-0-0	0-0-1		HOME		0-0-0		0-2-0		1-0-0		
2-1-0	0-0-0	1-0-		AWAY		1-1-0		0-0-0		0-0-0		
0-0-1	0-0-0	0-0-0		NEUTRAL		0-0-1		0-0-0		0-0-0		
<hr/>												
0-5-1	0-0-0	0-2-0		CONFERENCE		0-3-0		0-0-1		0-0-0		
0-2-1	0-0-0	0-1-0		HOME		0-1-0		0-0-1		0-0-0		
0-3-0	0-0-0	0-1-0		AWAY		0-2-0		0-0-0		0-0-0		
0-0-0	0-0-0	0-0-0		NEUTRAL		0-0-0		0-0-0		0-0-0		
<hr/>												
RPI S	Opponent	Score	RPI S	Opponent	Score	RPI S	Opponent	Score	RPI S	Opponent	Score	
			27 H	Kentucky	1 2	53 A	Texas A&M	0 3	112 H	UAB	1 3	
			37 A	Ole Miss	0 1	59 H	LSU	1 2	113 H	Rice	2 3	
			39 A	Wisconsin	4 3	60 A	Memphis	2 1	119 H	Missouri	1 1	
			45 H	Oklahoma St.	2 2	61 A	Samford	2 3	234 H	Georgia St.	4 0	
						73 A	Alabama	2 5				
						94 N	Milwaukee	4 4				
<hr/>												
			LAST 10 GAMES									
			37 A	Ole Miss	0 1	59 H	LSU	1 2				
			27 H	Kentucky	1 2	234 H	Georgia St.	4 0				
			119 H	Missouri	1 1	61 A	Samford	2 3				
			53 A	Texas A&M	0 3	94 N	Milwaukee	4 4				
			73 A	Alabama	2 5	39 A	Wisconsin	4 3				

Non-Div. I Games:

Vanderbilt



Average RPI Win:	247	WON-LOST	WINNING	LAST 10	STRENGTH OF	OPP. STRENGTH	TEAM	ADJ	CONF.	ADJ CONF.	
Average RPI Loss:	152	RECORD	PCT. RANK	GAMES	SCHEDULE	OF SCHEDULE	RPI	RPI	RPI	RPI	
DIV. I ONLY	10-1-1	.875	8	7-0-1	307	264	118	.52179	121	16	16
DIV. I NON-CONF.	5-1-1	.78571	40	2-0-1	322	311	206	.4649	209	21	22
<hr/>											
TOTALS	RPI 1-25	RPI 26-50		W-L RECORDS		RPI 51-100		RPI 101-150		RPI 150+	
10-1-1	0-0-0	0-0-0		OVERALL		1-0-0		0-0-0		9-1-1	
4-0-0	0-0-0	0-0-0		HOME		0-0-0		0-0-0		4-0-0	
6-1-1	0-0-0	0-0-0		AWAY		1-0-0		0-0-0		5-1-1	
0-0-0	0-0-0	0-0-0		NEUTRAL		0-0-0		0-0-0		0-0-0	
<hr/>											
5-1-1	0-0-0	0-0-0		NON-CONFERENCE		0-0-0		0-0-0		5-1-1	
3-0-0	0-0-0	0-0-0		HOME		0-0-0		0-0-0		3-0-0	
2-1-1	0-0-0	0-0-		AWAY		0-0-0		0-0-0		2-1-1	
0-0-0	0-0-0	0-0-0		NEUTRAL		0-0-0		0-0-0		0-0-0	
<hr/>											
5-0-0	0-0-0	0-0-0		CONFERENCE		1-0-0		0-0-0		4-0-0	
1-0-0	0-0-0	0-0-0		HOME		0-0-0		0-0-0		1-0-0	
4-0-0	0-0-0	0-0-0		AWAY		1-0-0		0-0-0		3-0-0	
0-0-0	0-0-0	0-0-0		NEUTRAL		0-0-0		0-0-0		0-0-0	
<hr/>											
RPI	S	Opponent	Score	RPI	S	Opponent	Score	RPI	S	Opponent	Score
								65	A	Oral Roberts	1 0
								152	A	Southern Miss.	0 1
								166	A	La.-Lafayette	2 1
								196	A	Central Ark.	2 1
								223	H	Lamar	3 1
								261	A	McNeese St.	1 0
								270	A	La.-Monroe	0 0
								293	A	A&M-Corpus Christi	1 0
								308	A	Mississippi Val.	7 0
								312	H	Alcorn	9 0
								317	H	Jackson St.	3 1
								327	H	Texas Southern	4 0
<hr/>											
				LAST 10 GAMES							
65				A	Oral Roberts	1 0	327	H	Texas Southern	4 0	
196				A	Central Ark.	2 1	270	A	La.-Monroe	0 0	
223				H	Lamar	3 1	312	H	Alcorn	9 0	
261				A	McNeese St.	1 0	152	A	Southern Miss.	0 1	
293				A	A&M-Corpus Christi	1 0	308	A	Mississippi Val.	7 0	

Non-Div. I Games: Incarnate Word 2 0 Abilene Christian 0 1

Southeastern La.



Average RPI Win:	201	WON-LOST	WINNING	LAST 10	STRENGTH OF	OPP. STRENGTH	TEAM	ADJ	CONF.	ADJ CONF.	
Average RPI Loss:	110	RECORD	PCT. RANK	GAMES	SCHEDULE	OF SCHEDULE	RPI	RPI	RPI	RPI	
DIV. I ONLY	7-5-2	.57143	116	4-4-2	143	144	122	.52159	122	12	12
DIV. I NON-CONF.	5-3-0	.625	96	2-2-0	115	172	97	.54481	97	12	12
<hr/>											
TOTALS	RPI 1-25	RPI 26-50		W-L RECORDS		RPI 51-100		RPI 101-150		RPI 150+	
7-5-2	0-1-0	0-1-0		OVERALL		0-0-1		3-1-1		4-2-0	
5-1-1	0-0-0	0-1-0		HOME		0-0-0		1-0-1		4-0-0	
2-4-1	0-1-0	0-0-0		AWAY		0-0-1		2-1-0		0-2-0	
0-0-0	0-0-0	0-0-0		NEUTRAL		0-0-0		0-0-0		0-0-0	
<hr/>											
5-3-0	0-1-0	0-1-0		NON-CONFERENCE		0-0-0		2-0-0		3-1-0	
4-1-0	0-0-0	0-1-0		HOME		0-0-0		1-0-0		3-0-0	
1-2-0	0-1-0	0-0-		AWAY		0-0-0		1-0-0		0-1-0	
0-0-0	0-0-0	0-0-0		NEUTRAL		0-0-0		0-0-0		0-0-0	
<hr/>											
2-2-2	0-0-0	0-0-0		CONFERENCE		0-0-1		1-1-1		1-1-0	
1-0-1	0-0-0	0-0-0		HOME		0-0-0		0-0-1		1-0-0	
1-2-1	0-0-0	0-0-0		AWAY		0-0-1		1-1-0		0-1-0	
0-0-0	0-0-0	0-0-0		NEUTRAL		0-0-0		0-0-0		0-0-0	
<hr/>											
RPI S	Opponent	Score		RPI S	Opponent	Score		RPI S	Opponent	Score	
7 A	Virginia Tech	0	2	36 H	James Madison	2	3	88 A	UTEP	2	2
								101 H	Liberty	1	0
								111 A	North Texas	0	3
								133 A	FIU	2	0
								135 H	Middle Tenn.	2	2
								147 A	Western Caro.	1	0
								197 A	Davidson	0	1
								200 A	East Carolina	0	2
								210 H	UNC Wilmington	1	0
								235 H	UTSA	2	0
								266 H	Col. of Charleston	6	0
315 H	Gardner-Webb	2	1								
<hr/>											
LAST 10 GAMES											
111 A North Texas				0	3	133 A FIU				2	0
88 A UTEP				2	2	197 A Davidson				0	1
135 H Middle Tenn.				2	2	266 H Col. of Charleston				6	0
235 H UTSA				2	0	36 H James Madison				2	3
200 A East Carolina				0	2	147 A Western Caro.				1	0

Non-Div. I Games:

Charlotte

Charlotte



Average RPI Win: 200		WON-LOST RECORD	WINNING PCT. RANK		LAST 10 GAMES	STRENGTH OF SCHEDULE	OPP. STRENGTH OF SCHEDULE	TEAM RPI	ADJ RPI	CONF. RPI	ADJ CONF. RPI	
Average RPI Loss: 82												
DIV. I ONLY		5-9-1	.36667	237	3-7-0	37	125	123	.52106	123	10	10
DIV. I NON-CONF.		4-5-1	.45	184	2-3-0	30	148	96	.54672	96	9	9
TOTALS		RPI 1-25	RPI 26-50		W-L RECORDS	RPI 51-100		RPI 101-150		RPI 150+		
5-9-1	0-3-0	0-1-0		OVERALL	0-2-1		1-1-0		4-2-0			
3-5-1	0-1-0	0-1-0		HOME	0-1-1		1-1-0		2-1-0			
2-4-0	0-2-0	0-0-0		AWAY	0-1-0		0-0-0		2-1-0			
0-0-0	0-0-0	0-0-0		NEUTRAL	0-0-0		0-0-0		0-0-0			
4-5-1	0-2-0	0-0-0		NON-CONFERENCE	0-2-1		0-1-0		4-0-0			
2-2-1	0-0-0	0-0-0		HOME	0-1-1		0-1-0		2-0-0			
2-3-0	0-2-0	0-0-		AWAY	0-1-0		0-0-0		2-0-0			
0-0-0	0-0-0	0-0-0		NEUTRAL	0-0-0		0-0-0		0-0-0			
1-4-0	0-1-0	0-1-0		CONFERENCE	0-0-0		1-0-0		0-2-0			
1-3-0	0-1-0	0-1-0		HOME	0-0-0		1-0-0		0-1-0			
0-1-0	0-0-0	0-0-0		AWAY	0-0-0		0-0-0		0-1-0			
0-0-0	0-0-0	0-0-0		NEUTRAL	0-0-0		0-0-0		0-0-0			
RPI S	Opponent	Score		RPI S	Opponent	Score		RPI S	Opponent	Score		
16 A	Colorado Col.	0	3	36 H	James Madison	0	2	70 H	Villanova	1	1	
18 H	William & Mary	0	2					74 H	La Salle	0	4	
22 A	Rutgers	0	1					83 A	Penn	0	1	
								101 H	Liberty	0	3	
								127 H	Hofstra	2	1	
								168 H	Longwood	1	0	
								176 H	Northeastern	0	1	
								185 A	UMBC	3	0	
								209 A	Towson	0	3	
								243 H	Marist	2	1	
								275 A	Air Force	1	0	
LAST 10 GAMES												
127 H	Hofstra	2	1	74 H	La Salle	0	4					
176 H	Northeastern	0	1	275 A	Air Force	1	0					
36 H	James Madison	0	2	16 A	Colorado Col.	0	3					
18 H	William & Mary	0	2	83 A	Penn	0	1					
209 A	Towson	0	3	168 H	Longwood	1	0					

Non-Div. I Games:

Drexel



Average RPI Win:	270	WON-LOST RECORD	WINNING PCT. RANK	LAST 10 GAMES	STRENGTH OF SCHEDULE	OPP. STRENGTH OF SCHEDULE	TEAM RPI	ADJ RPI	CONF. RPI	ADJ CONF. RPI			
Average RPI Loss:	144												
DIV. I ONLY		9-2-1	.79167	22	6-2-0	274	276	120	.52078	124	16	16	
DIV. I NON-CONF.		6-0-1	.92857	10	3-0-0	264	320	93	.54748	94	21	22	
<hr/>													
TOTALS	RPI 1-25	RPI 26-50		W-L RECORDS		RPI 51-100		RPI 101-150		RPI 150+			
9-2-1	0-0-0	0-0-0		OVERALL		0-1-0		0-0-1		9-1-0			
4-1-1	0-0-0	0-0-0		HOME		0-0-0		0-0-1		4-1-0			
5-1-0	0-0-0	0-0-0		AWAY		0-1-0		0-0-0		5-0-0			
0-0-0	0-0-0	0-0-0		NEUTRAL		0-0-0		0-0-0		0-0-0			
6-0-1	0-0-0	0-0-0		NON-CONFERENCE		0-0-0		0-0-1		6-0-0			
3-0-1	0-0-0	0-0-0		HOME		0-0-0		0-0-1		3-0-0			
3-0-0	0-0-0	0-0-		AWAY		0-0-0		0-0-0		3-0-0			
0-0-0	0-0-0	0-0-0		NEUTRAL		0-0-0		0-0-0		0-0-0			
3-2-0	0-0-0	0-0-0		CONFERENCE		0-1-0		0-0-0		3-1-0			
1-1-0	0-0-0	0-0-0		HOME		0-0-0		0-0-0		1-1-0			
2-1-0	0-0-0	0-0-0		AWAY		0-1-0		0-0-0		2-0-0			
0-0-0	0-0-0	0-0-0		NEUTRAL		0-0-0		0-0-0		0-0-0			
RPI	S	Opponent	Score	RPI	S	Opponent	Score	RPI	S	Opponent	Score		
						65	A Oral Roberts	1	3	137	H South Ala.	1	1
										166	A La.-Lafayette	2	1
										196	A Central Ark.	2	1
										223	H Lamar	1	2
										261	H McNeese St.	3	0
										270	A La.-Monroe	3	2
										293	A A&M-Corpus Christi	2	1
										307	H Southern U.	8	1
										308	H Mississippi Val.	5	1
										312	H Alcorn	6	0
										313	A Prairie View	2	1
<hr/>													
LAST 10 GAMES													
						196	A Central Ark.	2	1	312	H Alcorn	6	0
						65	A Oral Roberts	1	3	166	A La.-Lafayette	2	1
						223	H Lamar	1	2	308	H Mississippi Val.	5	1
						293	A A&M-Corpus Christi	2	1	313	A Prairie View	2	1
						261	H McNeese St.	3	0	270	A La.-Monroe	3	2

Non-Div. I Games: Incarnate Word 2 4 Abilene Christian 3 1

Nicholls St.



Average RPI Win: 240		WON-LOST RECORD		WINNING PCT. RANK		LAST 10 GAMES		STRENGTH OF SCHEDULE		OPP. STRENGTH OF SCHEDULE		TEAM RPI		ADJ RPI		CONF. RPI		ADJ CONF. RPI	
DIV. I ONLY		8-4-1		.65385 76		6-4-0		201		202		124		.5188 125		26		26	
DIV. I NON-CONF.		5-3-1		.61111 105		3-3-0		80		174		89		.55314 91		25		25	
TOTALS		RPI 1-25		RPI 26-50		W-L RECORDS		RPI 51-100		RPI 101-150		RPI 150+							
8-4-1		0-0-0		0-1-0		OVERALL		0-0-0		0-2-1		8-1-0							
7-0-0		0-0-0		0-0-0		HOME		0-0-0		0-0-0		7-0-0							
1-3-1		0-0-0		0-1-0		AWAY		0-0-0		0-1-1		1-1-0							
0-1-0		0-0-0		0-0-0		NEUTRAL		0-0-0		0-1-0		0-0-0							
5-3-1		0-0-0		0-1-0		NON-CONFERENCE		0-0-0		0-2-1		5-0-0							
5-0-0		0-0-0		0-0-0		HOME		0-0-0		0-0-0		5-0-0							
0-2-1		0-0-0		0-0-		AWAY		0-0-0		0-1-1		0-0-0							
0-1-0		0-0-0		0-0-0		NEUTRAL		0-0-0		0-1-0		0-0-0							
3-1-0		0-0-0		0-0-0		CONFERENCE		0-0-0		0-0-0		3-1-0							
2-0-0		0-0-0		0-0-0		HOME		0-0-0		0-0-0		2-0-0							
1-1-0		0-0-0		0-0-0		AWAY		0-0-0		0-0-0		1-1-0							
0-0-0		0-0-0		0-0-0		NEUTRAL		0-0-0		0-0-0		0-0-0							
RPI	S	Opponent		Score		RPI	S	Opponent		Score		RPI	S	Opponent		Score			
						26	A	Colorado	0	4			114	A	Seton Hall	2	2		
													131	N	Northern Colo.	0	1		
													143	A	Yale	0	1		
													175	H	Fairleigh Dickinson	6	0		
													178	H	Fairfield	2	0		
													198	H	Wagner	2	1		
													202	A	Hartford	2	3		
													218	H	Siena	3	1		
													259	A	Vermont	2	1		
													267	H	NJIT	2	1		
													305	H	Albany (NY)	4	0		
													319	H	UMass Lowell	1	0		
LAST 10 GAMES																			
						305	H	Albany (NY)	4	0	26	A	Colorado	0	4				
						202	A	Hartford	2	3	198	H	Wagner	2	1				
						319	H	UMass Lowell	1	0	218	H	Siena	3	1				
						259	A	Vermont	2	1	143	A	Yale	0	1				
						131	N	Northern Colo.	0	1	267	H	NJIT	2	1				

Non-Div. I Games:

Stony Brook



Average RPI Win: 146		WON-LOST RECORD		WINNING PCT. RANK		LAST 10 GAMES		STRENGTH OF SCHEDULE		OPP. STRENGTH OF SCHEDULE		TEAM RPI		ADJ RPI		CONF. RPI		ADJ CONF. RPI	
DIV. I ONLY		3-10-1		.25 287		1-4-1		20		48		130		.51767 126		6		6	
DIV. I NON-CONF.		3-5-1		.38889 222		1-0-1		16		36		82		.56138 80		7		7	
TOTALS		RPI 1-25		RPI 26-50		W-L RECORDS		RPI 51-100		RPI 101-150		RPI 150+							
3-10-1		0-2-0		0-5-1		OVERALL		1-1-0		0-2-0		2-0-0							
2-4-0		0-0-0		0-2-0		HOME		1-0-0		0-2-0		1-0-0							
0-6-1		0-2-0		0-3-1		AWAY		0-1-0		0-0-0		0-0-0							
1-0-0		0-0-0		0-0-0		NEUTRAL		0-0-0		0-0-0		1-0-0							
3-5-1		0-2-0		0-2-1		NON-CONFERENCE		1-0-0		0-1-0		2-0-0							
2-1-0		0-0-0		0-0-0		HOME		1-0-0		0-1-0		1-0-0							
0-4-1		0-2-0		0-1-		AWAY		0-0-0		0-0-0		0-0-0							
1-0-0		0-0-0		0-0-0		NEUTRAL		0-0-0		0-0-0		1-0-0							
0-5-0		0-0-0		0-3-0		CONFERENCE		0-1-0		0-1-0		0-0-0							
0-3-0		0-0-0		0-2-0		HOME		0-0-0		0-1-0		0-0-0							
0-2-0		0-0-0		0-1-0		AWAY		0-1-0		0-0-0		0-0-0							
0-0-0		0-0-0		0-0-0		NEUTRAL		0-0-0		0-0-0		0-0-0							
RPI	S	Opponent		Score		RPI	S	Opponent		Score		RPI	S	Opponent		Score			
8	A	Florida St.		0	1	31	A	Florida		0	3	51	A	Baylor		0	1		
24	A	Tennessee		1	3	33	A	BYU		2	3	65	H	Oral Roberts		1	0		
						43	A	Utah		1	1								
						45	A	Oklahoma St.		1	4								
						45	H	Oklahoma St.		1	2								
						47	H	Texas Tech		1	2								
						LAST 10 GAMES													
						130	H	Iowa St.		1	4	43	A	Utah		1	1		
						182	H	Texas St.		4	0	33	A	BYU		2	3		
						47	H	Texas Tech		1	2	111	H	North Texas		0	5		
						45	H	Oklahoma St.		1	2	65	H	Oral Roberts		1	0		
						51	A	Baylor		0	1	8	A	Florida St.		0	1		

Non-Div. I Games:

Oklahoma



Average RPI Win: 223		WON-LOST	WINNING	LAST 10	STRENGTH OF		OPP. STRENGTH	TEAM	ADJ	CONF.	ADJ CONF.
Average RPI Loss: 81		RECORD	PCT. RANK	GAMES	SCHEDULE		OF SCHEDULE	RPI	RPI	RPI	RPI
DIV. I ONLY		8-5-1	.60714	100	7-2-1		214	100	128	.51755	127
DIV. I NON-CONF.		6-3-0	.66667	80	5-0-0		140	102	90	.55372	88
TOTALS		RPI 1-25	RPI 26-50		W-L RECORDS		RPI 51-100		RPI 101-150		RPI 150+
8-5-1	0-1-0	0-1-0		OVERALL		1-1-1		0-1-0		7-1-0	
5-1-0	0-0-0	0-1-0		HOME		1-0-0		0-0-0		4-0-0	
3-3-1	0-1-0	0-0-0		AWAY		0-0-1		0-1-0		3-1-0	
0-1-0	0-0-0	0-0-0		NEUTRAL		0-1-0		0-0-0		0-0-0	
6-3-0	0-1-0	0-1-0		NON-CONFERENCE		1-1-0		0-0-0		5-0-0	
3-1-0	0-0-0	0-1-0		HOME		1-0-0		0-0-0		2-0-0	
3-1-0	0-1-0	0-0-		AWAY		0-0-0		0-0-0		3-0-0	
0-1-0	0-0-0	0-0-0		NEUTRAL		0-1-0		0-0-0		0-0-0	
2-2-1	0-0-0	0-0-0		CONFERENCE		0-0-1		0-1-0		2-1-0	
2-0-0	0-0-0	0-0-0		HOME		0-0-0		0-0-0		2-0-0	
0-2-1	0-0-0	0-0-0		AWAY		0-0-1		0-1-0		0-1-0	
0-0-0	0-0-0	0-0-0		NEUTRAL		0-0-0		0-0-0		0-0-0	
RPI S	Opponent	Score		RPI S	Opponent	Score		RPI S	Opponent	Score	
5 A	Penn St.	1	2	30 H	Boston College	5	6	66 H	Monmouth	2	1
								69 N	Syracuse	2	3
								79 A	Delaware	1	1
								123 A	Drexel	1	2
								164 A	Saint Joseph's	2	0
								176 A	Northeastern	0	2
								210 H	UNC Wilmington	2	1
								243 H	Marist	3	0
								256 H	North Dakota St.	3	1
								266 H	Col. of Charleston	3	2
								277 A	St. Bonaventure	1	0
								305 A	Albany (NY)	6	0
LAST 10 GAMES											
				123 A	Drexel	1	2	164 A	Saint Joseph's	2	0
				79 A	Delaware	1	1	277 A	St. Bonaventure	1	0
				176 A	Northeastern	0	2	66 H	Monmouth	2	1
				266 H	Col. of Charleston	3	2	305 A	Albany (NY)	6	0
				210 H	UNC Wilmington	2	1	243 H	Marist	3	0

Non-Div. I Games:

Hofstra



Average RPI Win:	108	WON-LOST RECORD	WINNING PCT. RANK	LAST 10 GAMES	STRENGTH OF SCHEDULE	OPP. STRENGTH OF SCHEDULE	TEAM RPI	ADJ RPI	CONF. RPI	ADJ CONF. RPI				
DIV. I ONLY		3-9-2	.28571	280	3-6-1	24	77	127	.51754	128	2	2		
DIV. I NON-CONF.		2-4-2	.375	230	2-1-1	74	164	150	.49716	151	3	3		
<hr/>														
TOTALS	RPI 1-25	RPI 26-50		W-L RECORDS		RPI 51-100		RPI 101-150		RPI 150+				
3-9-2	1-3-0	0-2-0		OVERALL		0-2-0		1-0-1		1-2-1				
3-3-1	1-1-0	0-0-0		HOME		0-1-0		1-0-1		1-1-0				
0-6-1	0-2-0	0-2-0		AWAY		0-1-0		0-0-0		0-1-1				
0-0-0	0-0-0	0-0-0		NEUTRAL		0-0-0		0-0-0		0-0-0				
<hr/>														
2-4-2	0-1-0	0-1-0		NON-CONFERENCE		0-0-0		1-0-1		1-2-1				
2-1-1	0-0-0	0-0-0		HOME		0-0-0		1-0-1		1-1-0				
0-3-1	0-1-0	0-0-		AWAY		0-0-0		0-0-0		0-1-1				
0-0-0	0-0-0	0-0-0		NEUTRAL		0-0-0		0-0-0		0-0-0				
<hr/>														
1-5-0	1-2-0	0-1-0		CONFERENCE		0-2-0		0-0-0		0-0-0				
1-2-0	1-1-0	0-0-0		HOME		0-1-0		0-0-0		0-0-0				
0-3-0	0-1-0	0-1-0		AWAY		0-1-0		0-0-0		0-0-0				
0-0-0	0-0-0	0-0-0		NEUTRAL		0-0-0		0-0-0		0-0-0				
<hr/>														
RPI	S	Opponent	Score		RPI	S	Opponent	Score		RPI	S	Opponent	Score	
5	A	Penn St.	2	3	41	A	Boston U.	0	2	57	H	Iowa	0	1
17	H	Nebraska	1	2	42	A	Indiana	1	2	76	A	Purdue	0	1
19	A	Notre Dame	1	4										
21	H	Minnesota	2	0										
<hr/>														
LAST 10 GAMES														
21	H	Minnesota	2	0	5	A	Penn St.	2	3					
76	A	Purdue	0	1	163	H	Oakland	2	0					
42	A	Indiana	1	2	145	H	Western Mich.	0	0					
57	H	Iowa	0	1	141	H	Dartmouth	2	0					
17	H	Nebraska	1	2	155	A	Valparaiso	0	1					



Average RPI Win: 175		WON-LOST	WINNING	LAST 10	STRENGTH OF	OPP. STRENGTH	TEAM	ADJ	CONF.	ADJ CONF.							
Average RPI Loss: 71		RECORD	PCT. RANK	GAMES	SCHEDULE	OF SCHEDULE	RPI	RPI	RPI	RPI							
DIV. I ONLY		5-7-2	.42857	200	2-6-2	79	89	129	.51722	129	6	6					
DIV. I NON-CONF.		5-5-1	.5	147	2-4-1	72	96	108	.53752	106	7	7					
<hr/>																	
TOTALS		RPI 1-25		RPI 26-50		W-L RECORDS		RPI 51-100		RPI 101-150		RPI 150+					
5-7-2		0-1-0		0-2-0		OVERALL		1-2-1		1-1-1		3-1-0					
3-4-0		0-0-0		0-0-0		HOME		1-2-0		1-1-0		1-1-0					
2-3-1		0-1-0		0-2-0		AWAY		0-0-0		0-0-1		2-0-0					
0-0-1		0-0-0		0-0-0		NEUTRAL		0-0-1		0-0-0		0-0-0					
5-5-1		0-1-0		0-2-0		NON-CONFERENCE		1-1-1		1-0-0		3-1-0					
3-2-0		0-0-0		0-0-0		HOME		1-1-0		1-0-0		1-1-0					
2-3-0		0-1-0		0-0-		AWAY		0-0-0		0-0-0		2-0-0					
0-0-1		0-0-0		0-0-0		NEUTRAL		0-0-1		0-0-0		0-0-0					
0-2-1		0-0-0		0-0-0		CONFERENCE		0-1-0		0-1-1		0-0-0					
0-2-0		0-0-0		0-0-0		HOME		0-1-0		0-1-0		0-0-0					
0-0-1		0-0-0		0-0-0		AWAY		0-0-0		0-0-1		0-0-0					
0-0-0		0-0-0		0-0-0		NEUTRAL		0-0-0		0-0-0		0-0-0					
RPI	S	Opponent		Score		RPI	S	Opponent		Score		RPI	S	Opponent		Score	
13	A	Santa Clara		2	3	35	A	Arkansas		0	1	54	H	Texas		0	1
						49	A	Arizona St.		0	4	76	H	Purdue		4	1
												87	H	San Diego		0	2
												100	N	Arizona		1	1

Non-Div. I Games:

Kansas



Average RPI Win:		237	WON-LOST RECORD		WINNING PCT. RANK		LAST 10 GAMES		STRENGTH OF SCHEDULE		OPP. STRENGTH OF SCHEDULE		TEAM RPI		ADJ RPI		CONF. RPI		ADJ CONF. RPI					
DIV. I ONLY			7-7-2		.5		142		3-5-2		103		113		126		.5169		130		6		6	
DIV. I NON-CONF.			6-4-1		.59091		122		2-2-1		163		150		130		.51831		130		7		7	
TOTALS		RPI 1-25		RPI 26-50		W-L RECORDS		RPI 51-100		RPI 101-150		RPI 150+												
7-7-2		0-4-0		0-1-0		OVERALL		0-2-0		1-0-1		6-0-1												
2-2-1		0-1-0		0-1-0		HOME		0-0-0		0-0-1		2-0-0												
5-5-1		0-3-0		0-0-0		AWAY		0-2-0		1-0-0		4-0-1												
0-0-0		0-0-0		0-0-0		NEUTRAL		0-0-0		0-0-0		0-0-0												
6-4-1		0-3-0		0-0-0		NON-CONFERENCE		0-1-0		0-0-0		6-0-1												
2-1-0		0-1-0		0-0-0		HOME		0-0-0		0-0-0		2-0-0												
4-3-1		0-2-0		0-0-		AWAY		0-1-0		0-0-0		4-0-1												
0-0-0		0-0-0		0-0-0		NEUTRAL		0-0-0		0-0-0		0-0-0												
1-3-1		0-1-0		0-1-0		CONFERENCE		0-1-0		1-0-1		0-0-0												
0-1-1		0-0-0		0-1-0		HOME		0-0-0		0-0-1		0-0-0												
1-2-0		0-1-0		0-0-0		AWAY		0-1-0		1-0-0		0-0-0												
0-0-0		0-0-0		0-0-0		NEUTRAL		0-0-0		0-0-0		0-0-0												
RPI	S	Opponent		Score		RPI	S	Opponent		Score		RPI	S	Opponent		Score								
13	A	Santa Clara		1	5	47	H	Texas Tech		1	2	54	A	Texas		1	3							
15	A	Stanford		1	3							57	A	Iowa		0	3							
20	A	West Virginia		0	2																			
21	H	Minnesota		0	1																			

Non-Div. I Games:

Iowa St.



Average RPI Win: 248		WON-LOST	WINNING	LAST 10	STRENGTH OF		OPP. STRENGTH	TEAM	ADJ	CONF.	ADJ CONF.
Average RPI Loss: 68		RECORD	PCT. RANK	GAMES	SCHEDULE		OF SCHEDULE	RPI	RPI	RPI	RPI
DIV. I ONLY		7-4-3	.60714	100	6-1-3		170	219	130	.51507	131
DIV. I NON-CONF.		4-3-2	.55556	135	3-0-2		86	185	107	.53559	109
TOTALS		RPI 1-25	RPI 26-50		W-L RECORDS		RPI 51-100		RPI 101-150		RPI 150+
7-4-3		0-1-0	0-1-0		OVERALL		0-1-0		1-1-1		6-0-2
3-0-1		0-0-0	0-0-0		HOME		0-0-0		0-0-0		3-0-1
3-2-1		0-0-0	0-0-0		AWAY		0-1-0		0-1-0		3-0-1
1-2-1		0-1-0	0-1-0		NEUTRAL		0-0-0		1-0-1		0-0-0
4-3-2		0-1-0	0-1-0		NON-CONFERENCE		0-1-0		1-0-1		3-0-1
1-0-1		0-0-0	0-0-0		HOME		0-0-0		0-0-0		1-0-1
2-1-0		0-0-0	0-0-		AWAY		0-1-0		0-0-0		2-0-0
1-2-1		0-1-0	0-1-0		NEUTRAL		0-0-0		1-0-1		0-0-0
3-1-1		0-0-0	0-0-0		CONFERENCE		0-0-0		0-1-0		3-0-1
2-0-0		0-0-0	0-0-0		HOME		0-0-0		0-0-0		2-0-0
1-1-1		0-0-0	0-0-0		AWAY		0-0-0		0-1-0		1-0-1
0-0-0		0-0-0	0-0-0		NEUTRAL		0-0-0		0-0-0		0-0-0
RPI S	Opponent	Score		RPI S	Opponent	Score		RPI S	Opponent	Score	
14 N	Denver	0	3	26 N	Colorado	0	3	97 A	Creighton	1	4
									125 N	Stony Brook	1 0
									136 A	Portland St.	1 3
									148 N	UNLV	1 1
									225 A	Wyoming	1 0
									255 H	Montana	4 0
									262 A	Sacramento St.	0 0
									271 H	New Mexico St.	0 0
									274 A	Neb. Omaha	4 0
									275 H	Air Force	1 0
									282 H	Eastern Wash.	2 1
									301 A	North Dakota	2 1
				LAST 10 GAMES							
				255 H	Montana	4	0	125 N	Stony Brook	1	0
				282 H	Eastern Wash.	2	1	148 N	UNLV	1	1
				301 A	North Dakota	2	1	225 A	Wyoming	1	0
				262 A	Sacramento St.	0	0	271 H	New Mexico St.	0	0
				136 A	Portland St.	1	3	275 H	Air Force	1	0

Non-Div. I Games:

Northern Colo.



Average RPI Win: 233		WON-LOST	WINNING	LAST 10	STRENGTH OF		OPP. STRENGTH	TEAM	ADJ	CONF.	ADJ CONF.
Average RPI Loss: 77		RECORD	PCT. RANK	GAMES	SCHEDULE		OF SCHEDULE	RPI	RPI	RPI	RPI
DIV. I ONLY		7-6-1	.53571	133	6-3-1		141	136	132	.51334	132
DIV. I NON-CONF.		3-4-1	.4375	197	2-1-1		39	90	98	.544	98
TOTALS		RPI 1-25	RPI 26-50		W-L RECORDS		RPI 51-100		RPI 101-150		RPI 150+
7-6-1	0-1-0	0-2-0		OVERALL		0-1-1		0-1-0		7-1-0	
5-3-0	0-0-0	0-0-0		HOME		0-1-0		0-1-0		5-1-0	
2-3-1	0-1-0	0-2-0		AWAY		0-0-1		0-0-0		2-0-0	
0-0-0	0-0-0	0-0-0		NEUTRAL		0-0-0		0-0-0		0-0-0	
3-4-1	0-1-0	0-2-0		NON-CONFERENCE		0-1-1		0-0-0		3-0-0	
3-1-0	0-0-0	0-0-0		HOME		0-1-0		0-0-0		3-0-0	
0-3-1	0-1-0	0-0-		AWAY		0-0-1		0-0-0		0-0-0	
0-0-0	0-0-0	0-0-0		NEUTRAL		0-0-0		0-0-0		0-0-0	
4-2-0	0-0-0	0-0-0		CONFERENCE		0-0-0		0-1-0		4-1-0	
2-2-0	0-0-0	0-0-0		HOME		0-0-0		0-1-0		2-1-0	
2-0-0	0-0-0	0-0-0		AWAY		0-0-0		0-0-0		2-0-0	
0-0-0	0-0-0	0-0-0		NEUTRAL		0-0-0		0-0-0		0-0-0	
RPI S	Opponent	Score		RPI S	Opponent	Score		RPI S	Opponent	Score	
10 A	Michigan	1	2	42 A	Indiana	0	1	75 H	Michigan St.	2	3
				50 A	Ohio St.	1	2	82 A	Butler	1	1
				LAST 10 GAMES							
				134 H	Miami (OH)	0	1	289 H	Northern Ill.	4	1
				151 H	Ball St.	0	1	219 H	Indiana St.	4	0
				169 A	Central Mich.	3	0	208 H	Stetson	5	1
				309 A	Bowling Green	2	1	75 H	Michigan St.	2	3
				246 H	Toledo	4	3	82 A	Butler	1	1

Non-Div. I Games:

Eastern Mich.



Average RPI Win:		207	WON-LOST		WINNING		LAST 10		STRENGTH OF		OPP. STRENGTH		TEAM	ADJ		CONF.	ADJ CONF.
Average RPI Loss:		76	RECORD		PCT. RANK		GAMES		SCHEDULE		OF SCHEDULE		RPI	RPI		RPI	RPI
DIV. I ONLY			5-8-0		.38462 225		4-6-0		50		131		133	.51323 133		12	12
DIV. I NON-CONF.			2-6-0		.25 276		1-4-0		41		140		165	.48904 164		12	12
TOTALS		RPI 1-25		RPI 26-50		W-L RECORDS		RPI 51-100		RPI 101-150		RPI 150+					
5-8-0		0-1-0		0-1-0		OVERALL		0-4-0		1-2-0		4-0-0					
2-4-0		0-0-0		0-1-0		HOME		0-2-0		0-1-0		2-0-0					
3-4-0		0-1-0		0-0-0		AWAY		0-2-0		1-1-0		2-0-0					
0-0-0		0-0-0		0-0-0		NEUTRAL		0-0-0		0-0-0		0-0-0					
2-6-0		0-0-0		0-1-0		NON-CONFERENCE		0-4-0		0-1-0		2-0-0					
1-3-0		0-0-0		0-1-0		HOME		0-2-0		0-0-0		1-0-0					
1-3-0		0-0-0		0-0-		AWAY		0-2-0		0-1-0		1-0-0					
0-0-0		0-0-0		0-0-0		NEUTRAL		0-0-0		0-0-0		0-0-0					
3-2-0		0-1-0		0-0-0		CONFERENCE		0-0-0		1-1-0		2-0-0					
1-1-0		0-0-0		0-0-0		HOME		0-0-0		0-1-0		1-0-0					
2-1-0		0-1-0		0-0-0		AWAY		0-0-0		1-0-0		1-0-0					
0-0-0		0-0-0		0-0-0		NEUTRAL		0-0-0		0-0-0		0-0-0					
RPI	S	Opponent		Score		RPI	S	Opponent		Score		RPI	S	Opponent		Score	
16	A	Colorado Col.		0 3		31	H	Florida		0 4		52	A	Illinois		0 4	
												89	H	FGCU		1 2	
												90	A	Dayton		0 4	
												100	H	Arizona		2 4	



Average RPI Win: 195		WON-LOST	WINNING	LAST 10	STRENGTH OF		OPP. STRENGTH	TEAM	ADJ	CONF.	ADJ CONF.
Average RPI Loss: 110		RECORD	PCT. RANK	GAMES	SCHEDULE		OF SCHEDULE	RPI	RPI	RPI	RPI
DIV. I ONLY		6-6-2	.5	142	3-5-2		108	152	134	.51219	134
DIV. I NON-CONF.		3-5-0	.375	230	0-4-0		141	57	177	.48268	176
TOTALS		RPI 1-25	RPI 26-50		W-L RECORDS		RPI 51-100		RPI 101-150		RPI 150+
6-6-2	0-0-0	0-1-0		OVERALL		0-2-0		1-2-1		5-1-1	
2-3-1	0-0-0	0-1-0		HOME		0-2-0		0-0-0		2-0-1	
4-3-1	0-0-0	0-0-0		AWAY		0-0-0		1-2-1		3-1-0	
0-0-0	0-0-0	0-0-0		NEUTRAL		0-0-0		0-0-0		0-0-0	
3-5-0	0-0-0	0-1-0		NON-CONFERENCE		0-2-0		0-2-0		3-0-0	
1-3-0	0-0-0	0-1-0		HOME		0-2-0		0-0-0		1-0-0	
2-2-0	0-0-0	0-0-		AWAY		0-0-0		0-2-0		2-0-0	
0-0-0	0-0-0	0-0-0		NEUTRAL		0-0-0		0-0-0		0-0-0	
3-1-2	0-0-0	0-0-0		CONFERENCE		0-0-0		1-0-1		2-1-1	
1-0-1	0-0-0	0-0-0		HOME		0-0-0		0-0-0		1-0-1	
2-1-1	0-0-0	0-0-0		AWAY		0-0-0		1-0-1		1-1-0	
0-0-0	0-0-0	0-0-0		NEUTRAL		0-0-0		0-0-0		0-0-0	
RPI S	Opponent	Score	RPI S	Opponent	Score	RPI S	Opponent	Score	RPI S	Opponent	Score
			29 H	Louisville	2 3	76 H	Purdue	3 4	103 A	Illinois St.	2 3
						94 H	Milwaukee	3 4	105 A	Marshall	0 1
									132 A	Eastern Mich.	1 0
									145 A	Western Mich.	0 0
									155 A	Valparaiso	1 0
									186 H	Kent St.	1 0
									201 H	Ohio	1 1
									213 H	Belmont	5 0
									240 A	IPFW	3 0
									241 A	Buffalo	1 0
									254 A	Akron	1 2
LAST 10 GAMES											
			132 A	Eastern Mich.	1 0	254 A	Akron	1 2			
			145 A	Western Mich.	0 0	105 A	Marshall	0 1			
			186 H	Kent St.	1 0	76 H	Purdue	3 4			
			201 H	Ohio	1 1	94 H	Milwaukee	3 4			
			241 A	Buffalo	1 0	29 H	Louisville	2 3			

Non-Div. I Games:

Miami (OH)



Average RPI Win:		210	WON-LOST RECORD		WINNING PCT. RANK		LAST 10 GAMES		STRENGTH OF SCHEDULE		OPP. STRENGTH OF SCHEDULE		TEAM RPI		ADJ RPI		CONF. RPI		ADJ CONF. RPI	
DIV. I ONLY			5-5-3		.5 142		5-4-1		130		108		135		.51209 135		12		12	
DIV. I NON-CONF.			3-3-2		.5 147		3-2-0		192		62		151		.49885 148		12		12	
TOTALS		RPI 1-25		RPI 26-50		W-L RECORDS		RPI 51-100		RPI 101-150		RPI 150+								
5-5-3		1-2-0		0-0-0		OVERALL		0-2-0		1-0-1		3-1-2								
4-3-1		1-1-0		0-0-0		HOME		0-1-0		1-0-0		2-1-1								
1-1-2		0-0-0		0-0-0		AWAY		0-1-0		0-0-1		1-0-1								
0-1-0		0-1-0		0-0-0		NEUTRAL		0-0-0		0-0-0		0-0-0								
3-3-2		1-1-0		0-0-0		NON-CONFERENCE		0-2-0		0-0-0		2-0-2								
3-1-1		1-0-0		0-0-0		HOME		0-1-0		0-0-0		2-0-1								
0-1-1		0-0-0		0-0-		AWAY		0-1-0		0-0-0		0-0-1								
0-1-0		0-1-0		0-0-0		NEUTRAL		0-0-0		0-0-0		0-0-0								
2-2-1		0-1-0		0-0-0		CONFERENCE		0-0-0		1-0-1		1-1-0								
1-2-0		0-1-0		0-0-0		HOME		0-0-0		1-0-0		0-1-0								
1-0-1		0-0-0		0-0-0		AWAY		0-0-0		0-0-1		1-0-0								
0-0-0		0-0-0		0-0-0		NEUTRAL		0-0-0		0-0-0		0-0-0								
RPI	S	Opponent		Score		RPI	S	Opponent		Score		RPI	S	Opponent		Score				
12	N	UCF		1	2			60	H	Memphis	1	3	112	H	UAB		2	0		
16	H	Colorado Col.		0	2			68	A	South Fla.	0	1	122	A	Charlotte		2	2		
24	H	Tennessee		1	0								179	H	Lipscomb		0	0		
													180	A	UT Martin		0	0		
													206	H	Louisiana Tech		0	1		
													286	A	Fla. Atlantic		1	0		
													304	H	Tennessee Tech		3	0		
													323	H	Alabama A&M		8	0		
LAST 10 GAMES																				
206 H Louisiana Tech						0	1	323 H Alabama A&M						8	0					
122 A Charlotte						2	2	304 H Tennessee Tech						3	0					
286 A Fla. Atlantic						1	0	24 H Tennessee						1	0					
16 H Colorado Col.						0	2	12 N UCF						1	2					
112 H UAB						2	0	68 A South Fla.						0	1					

**Non-Div. I Games:**

Middle Tenn.



Average RPI Win: 231		WON-LOST	WINNING	LAST 10	STRENGTH OF		OPP. STRENGTH	TEAM	ADJ	CONF.	ADJ CONF.
Average RPI Loss: 84		RECORD	PCT. RANK	GAMES	SCHEDULE		OF SCHEDULE	RPI	RPI	RPI	RPI
DIV. I ONLY		8-4-2	.64286	80	7-1-2		247	140	136	.50974	136
DIV. I NON-CONF.		3-4-1	.4375	197	2-1-1		195	86	184	.47831	183
TOTALS		RPI 1-25	RPI 26-50		W-L RECORDS		RPI 51-100		RPI 101-150		RPI 150+
8-4-2	0-1-0	0-0-0		OVERALL		0-2-0		1-1-0		7-0-2	
4-1-2	0-1-0	0-0-0		HOME		0-0-0		1-0-0		3-0-2	
3-2-0	0-0-0	0-0-0		AWAY		0-1-0		0-1-0		3-0-0	
1-1-0	0-0-0	0-0-0		NEUTRAL		0-1-0		0-0-0		1-0-0	
3-4-1	0-1-0	0-0-0		NON-CONFERENCE		0-2-0		0-1-0		3-0-1	
1-1-1	0-1-0	0-0-0		HOME		0-0-0		0-0-0		1-0-1	
1-2-0	0-0-0	0-0-0		AWAY		0-1-0		0-1-0		1-0-0	
1-1-0	0-0-0	0-0-0		NEUTRAL		0-1-0		0-0-0		1-0-0	
5-0-1	0-0-0	0-0-0		CONFERENCE		0-0-0		1-0-0		4-0-1	
3-0-1	0-0-0	0-0-0		HOME		0-0-0		1-0-0		2-0-1	
2-0-0	0-0-0	0-0-0		AWAY		0-0-0		0-0-0		2-0-0	
0-0-0	0-0-0	0-0-0		NEUTRAL		0-0-0		0-0-0		0-0-0	
RPI S	Opponent	Score		RPI S	Opponent	Score		RPI S	Opponent	Score	
4 H	Marquette	2	3					89 N	FGCU	0	1
								95 A	Oregon	0	3
								131 H	Northern Colo.	3	1
								148 A	UNLV	0	5
								157 H	Northern Ariz.	2	1
								158 A	Hawaii	2	0
								159 H	San Francisco	0	0
								215 H	Southern Utah	0	0
								255 A	Montana	1	0
								271 N	New Mexico St.	7	0
								282 A	Eastern Wash.	2	0
								295 H	Bakersfield	4	0
								301 H	North Dakota	1	0
LAST 10 GAMES											
				157 H	Northern Ariz.	2	1	131 H	Northern Colo.	3	1
				215 H	Southern Utah	0	0	159 H	San Francisco	0	0
				255 A	Montana	1	0	89 N	FGCU	0	1
				282 A	Eastern Wash.	2	0	158 A	Hawaii	2	0
				301 H	North Dakota	1	0	295 H	Bakersfield	4	0

Non-Div. I Games:

Portland St.



Average RPI Win:	251	WON-LOST	WINNING	LAST 10	STRENGTH OF	OPP. STRENGTH	TEAM	ADJ	CONF.	ADJ CONF.					
Average RPI Loss:	120	RECORD	PCT. RANK	GAMES	SCHEDULE	OF SCHEDULE	RPI	RPI	RPI	RPI					
DIV. I ONLY	10-4-2	.6875	59	6-3-1	255	225	137	.50945	137	19	19				
DIV. I NON-CONF.	7-3-1	.68182	79	3-2-0	258	251	146	.50067	146	22	21				
<hr/>															
TOTALS	RPI 1-25	RPI 26-50		W-L RECORDS		RPI 51-100		RPI 101-150		RPI 150+					
10-4-2	0-0-0	0-0-0		OVERALL		0-2-0		0-1-1		10-1-1					
4-1-1	0-0-0	0-0-0		HOME		0-1-0		0-0-0		4-0-1					
4-3-1	0-0-0	0-0-0		AWAY		0-1-0		0-1-1		4-1-0					
2-0-0	0-0-0	0-0-0		NEUTRAL		0-0-0		0-0-0		2-0-0					
<hr/>															
7-3-1	0-0-0	0-0-0		NON-CONFERENCE		0-1-0		0-1-1		7-1-0					
4-0-0	0-0-0	0-0-0		HOME		0-0-0		0-0-0		4-0-0					
1-3-1	0-0-0	0-0-		AWAY		0-1-0		0-1-1		1-1-0					
2-0-0	0-0-0	0-0-0		NEUTRAL		0-0-0		0-0-0		2-0-0					
<hr/>															
3-1-1	0-0-0	0-0-0		CONFERENCE		0-1-0		0-0-0		3-0-1					
0-1-1	0-0-0	0-0-0		HOME		0-1-0		0-0-0		0-0-1					
3-0-0	0-0-0	0-0-0		AWAY		0-0-0		0-0-0		3-0-0					
0-0-0	0-0-0	0-0-0		NEUTRAL		0-0-0		0-0-0		0-0-0					
<hr/>															
RPI	S	Opponent	Score	RPI	S	Opponent	Score	RPI	S	Opponent	Score				
				68 A South Fla.				0	1	112 A UAB		2	3		
				77 H Western Ky.				0	1	124 A Nicholls St.		1	1		
												152 A Southern Miss.		3	2
												182 H Texas St.		2	2
												195 H Mississippi St.		3	2
												206 N Louisiana Tech		1	0
												220 A Arkansas St.		2	0
												222 A North Florida		0	1
												234 A Georgia St.		2	1
												269 A UALR		1	0
												291 H Murray St.		2	0
												307 H Southern U.		8	0
												317 N Jackson St.		5	0
												323 H Alabama A&M		11	0
				<hr/>											
				LAST 10 GAMES											
77 H Western Ky.				0	1	222 A North Florida				0	1				
234 A Georgia St.				2	1	68 A South Fla.				0	1				
220 A Arkansas St.				2	0	323 H Alabama A&M				11	0				
269 A UALR				1	0	291 H Murray St.				2	0				
182 H Texas St.				2	2	307 H Southern U.				8	0				

Non-Div. I Games:

South Ala.



Average RPI Win: 237		WON-LOST	WINNING	LAST 10	STRENGTH OF		OPP. STRENGTH	TEAM	ADJ	CONF.	ADJ CONF.
Average RPI Loss: 114		RECORD	PCT. RANK	GAMES	SCHEDULE		OF SCHEDULE	RPI	RPI	RPI	RPI
DIV. I ONLY		6-5-2	.53846	131	4-4-2		152	153	138	.50919	138
DIV. I NON-CONF.		3-4-0	.42857	204	1-3-0		193	120	191	.47287	191
TOTALS		RPI 1-25	RPI 26-50		W-L RECORDS		RPI 51-100		RPI 101-150		RPI 150+
6-5-2		0-1-0	0-0-0		OVERALL		0-1-0		0-2-2		6-1-0
3-3-1		0-0-0	0-0-0		HOME		0-1-0		0-1-1		3-1-0
2-2-1		0-1-0	0-0-0		AWAY		0-0-0		0-1-1		2-0-0
1-0-0		0-0-0	0-0-0		NEUTRAL		0-0-0		0-0-0		1-0-0
3-4-0		0-1-0	0-0-0		NON-CONFERENCE		0-0-0		0-2-0		3-1-0
2-2-0		0-0-0	0-0-0		HOME		0-0-0		0-1-0		2-1-0
0-2-0		0-1-0	0-0-		AWAY		0-0-0		0-1-0		0-0-0
1-0-0		0-0-0	0-0-0		NEUTRAL		0-0-0		0-0-0		1-0-0
3-1-2		0-0-0	0-0-0		CONFERENCE		0-1-0		0-0-2		3-0-0
1-1-1		0-0-0	0-0-0		HOME		0-1-0		0-0-1		1-0-0
2-0-1		0-0-0	0-0-0		AWAY		0-0-0		0-0-1		2-0-0
0-0-0		0-0-0	0-0-0		NEUTRAL		0-0-0		0-0-0		0-0-0
RPI S	Opponent	Score		RPI S	Opponent	Score		RPI S	Opponent	Score	
16 A	Colorado Col.	0	4					61 H	Samford	1	2
								107 H	Elon	3	3
								116 A	UNC Greensboro	1	1
								118 H	Austin Peay	1	2
								144 A	High Point	1	2
								197 A	Davidson	2	1
								215 N	Southern Utah	2	1
								231 H	East Tenn. St.	2	1
								232 H	Morehead St.	1	2
								245 A	Ga. Southern	3	1
								253 H	UNC Asheville	2	0
								283 H	Chattanooga	5	0
LAST 10 GAMES											
	61 H	Samford	1	2		116 A	UNC Greensboro	1	1		
	283 H	Chattanooga	5	0		232 H	Morehead St.	1	2		
	197 A	Davidson	2	1		144 A	High Point	1	2		
	245 A	Ga. Southern	3	1		253 H	UNC Asheville	2	0		
	107 H	Elon	3	3		16 A	Colorado Col.	0	4		

Non-Div. I Games:

Appalachian St.



Average RPI Win:		89	WON-LOST RECORD		WINNING PCT. RANK		LAST 10 GAMES		STRENGTH OF SCHEDULE		OPP. STRENGTH OF SCHEDULE		TEAM RPI		ADJ RPI		CONF. RPI		ADJ CONF. RPI				
Average RPI Loss:		92																					
DIV. I ONLY			3-9-2		.28571 280		2-7-1		40		68		142		.50856 139		3		3				
DIV. I NON-CONF.			2-6-1		.27778 270		1-4-0		45		106		155		.49648 152		2		2				
TOTALS		RPI 1-25		RPI 26-50		W-L RECORDS		RPI 51-100		RPI 101-150		RPI 150+											
3-9-2		0-1-0		1-3-2		OVERALL		1-2-0		0-0-0		1-3-0											
3-3-2		0-0-0		1-0-2		HOME		1-2-0		0-0-0		1-1-0											
0-6-0		0-1-0		0-3-0		AWAY		0-0-0		0-0-0		0-2-0											
0-0-0		0-0-0		0-0-0		NEUTRAL		0-0-0		0-0-0		0-0-0											
2-6-1		0-1-0		0-1-1		NON-CONFERENCE		1-1-0		0-0-0		1-3-0											
2-2-1		0-0-0		0-0-1		HOME		1-1-0		0-0-0		1-1-0											
0-4-0		0-1-0		0-0-		AWAY		0-0-0		0-0-0		0-2-0											
0-0-0		0-0-0		0-0-0		NEUTRAL		0-0-0		0-0-0		0-0-0											
1-3-1		0-0-0		1-2-1		CONFERENCE		0-1-0		0-0-0		0-0-0											
1-1-1		0-0-0		1-0-1		HOME		0-1-0		0-0-0		0-0-0											
0-2-0		0-0-0		0-2-0		AWAY		0-0-0		0-0-0		0-0-0											
0-0-0		0-0-0		0-0-0		NEUTRAL		0-0-0		0-0-0		0-0-0											
RPI	S	Opponent		Score		RPI	S	Opponent		Score		RPI	S	Opponent		Score		RPI	S	Opponent		Score	
8	A	Florida St.		0	1	26	A	Colorado		1	2	54	H	Texas		1	0	158	H	Hawaii		0	1
						31	A	Florida		1	3	72	H	UC Irvine		0	2	165	H	Cal Poly		3	0
						39	H	Wisconsin		1	1	100	H	Arizona		0	2	177	A	Cal St. Northridge		1	3
						43	A	Utah		0	1							217	A	Gonzaga		0	1
						45	H	Washington		1	1												
						49	H	Arizona St.		1	0												
LAST 10 GAMES																							
						49	H	Arizona St.		1	0	165	H	Cal Poly		3	0						
						100	H	Arizona		0	2	217	A	Gonzaga		0	1						
						43	A	Utah		0	1	177	A	Cal St. Northridge		1	3						
						26	A	Colorado		1	2	158	H	Hawaii		0	1						
						45	H	Washington		1	1	72	H	UC Irvine		0	2						

Non-Div. I Games:

Oregon St.



Average RPI Win: 213		WON-LOST	WINNING	LAST 10	STRENGTH OF		OPP. STRENGTH	TEAM	ADJ	CONF.	ADJ CONF.		
Average RPI Loss: 117		RECORD	PCT. RANK	GAMES	SCHEDULE		OF SCHEDULE	RPI	RPI	RPI	RPI		
DIV. I ONLY		7-6-1	.53571	133	6-4-0		144	177	140	.50761	140	27	27
DIV. I NON-CONF.		4-6-1	.40909	214	3-4-0		134	149	172	.48451	171	26	26
TOTALS		RPI 1-25	RPI 26-50		W-L RECORDS		RPI 51-100		RPI 101-150		RPI 150+		
7-6-1		0-0-0	0-0-0		OVERALL		0-4-0		0-0-0		7-2-1		
2-2-1		0-0-0	0-0-0		HOME		0-1-0		0-0-0		2-1-1		
5-3-0		0-0-0	0-0-0		AWAY		0-2-0		0-0-0		5-1-0		
0-1-0		0-0-0	0-0-0		NEUTRAL		0-1-0		0-0-0		0-0-0		
4-6-1		0-0-0	0-0-0		NON-CONFERENCE		0-4-0		0-0-0		4-2-1		
1-2-1		0-0-0	0-0-0		HOME		0-1-0		0-0-0		1-1-1		
3-3-0		0-0-0	0-0-		AWAY		0-2-0		0-0-0		3-1-0		
0-1-0		0-0-0	0-0-0		NEUTRAL		0-1-0		0-0-0		0-0-0		
3-0-0		0-0-0	0-0-0		CONFERENCE		0-0-0		0-0-0		3-0-0		
1-0-0		0-0-0	0-0-0		HOME		0-0-0		0-0-0		1-0-0		
2-0-0		0-0-0	0-0-0		AWAY		0-0-0		0-0-0		2-0-0		
0-0-0		0-0-0	0-0-0		NEUTRAL		0-0-0		0-0-0		0-0-0		
RPI S	Opponent	Score	RPI S	Opponent	Score	RPI S	Opponent	Score	RPI S	Opponent	Score		
						57 H Navy		0 5	163 A Oakland		3 1		
						67 N VCU		1 2	172 A George Washington		3 1		
						70 A Villanova		1 2	190 H George Mason		3 0		
						79 A Delaware		0 2	198 A Wagner		2 1		
									209 H Towson		1 2		
									221 A Duquesne		0 1		
									230 A Bucknell		2 1		
									232 H Morehead St.		1 1		
									257 H Bryant		5 0		
									279 A LIU Brooklyn		2 0		
LAST 10 GAMES													
						257 H Bryant		5 0	209 H Towson		1 2		
						198 A Wagner		2 1	70 A Villanova		1 2		
						279 A LIU Brooklyn		2 0	79 A Delaware		0 2		
						163 A Oakland		3 1	230 A Bucknell		2 1		
						57 H Navy		0 5	190 H George Mason		3 0		

Non-Div. I Games:

Saint Francis (PA)



Average RPI Win:	193	WON-LOST RECORD	WINNING PCT. RANK	LAST 10 GAMES	STRENGTH OF SCHEDULE	OPP. STRENGTH OF SCHEDULE	TEAM RPI	ADJ RPI	CONF. RPI	ADJ CONF. RPI	
Average RPI Loss:	79										
DIV. I ONLY	5-4-2	.54545	130	5-3-2	185	96	141	.5072	141	9	9
DIV. I NON-CONF.	3-3-2	.5	147	3-2-2	257	100	199	.47048	195	11	11
<hr/>											
TOTALS	RPI 1-25	RPI 26-50		W-L RECORDS	RPI 51-100		RPI 101-150		RPI 150+		
5-4-2	0-0-0	0-1-0		OVERALL	0-2-1		2-1-0		3-0-1		
4-0-0	0-0-0	0-0-0		HOME	0-0-0		1-0-0		3-0-0		
1-4-2	0-0-0	0-1-0		AWAY	0-2-1		1-1-0		0-0-1		
0-0-0	0-0-0	0-0-0		NEUTRAL	0-0-0		0-0-0		0-0-0		
<hr/>											
3-3-2	0-0-0	0-1-0		NON-CONFERENCE	0-1-1		0-1-0		3-0-1		
3-0-0	0-0-0	0-0-0		HOME	0-0-0		0-0-0		3-0-0		
0-3-2	0-0-0	0-0-		AWAY	0-1-1		0-1-0		0-0-1		
0-0-0	0-0-0	0-0-0		NEUTRAL	0-0-0		0-0-0		0-0-0		
<hr/>											
2-1-0	0-0-0	0-0-0		CONFERENCE	0-1-0		2-0-0		0-0-0		
1-0-0	0-0-0	0-0-0		HOME	0-0-0		1-0-0		0-0-0		
1-1-0	0-0-0	0-0-0		AWAY	0-1-0		1-0-0		0-0-0		
0-0-0	0-0-0	0-0-0		NEUTRAL	0-0-0		0-0-0		0-0-0		
<hr/>											
RPI S	Opponent	Score	RPI S	Opponent	Score	RPI S	Opponent	Score	RPI S	Opponent	Score
			48 A	Connecticut	0 2	55 A	St. John's (NY)	0 0	104 H	Princeton	2 0
						64 A	Brown	0 1	128 A	Northwestern	0 2
						76 A	Purdue	3 5	143 A	Yale	1 0
									173 H	Maine	1 0
									227 H	Fordham	4 0
									250 A	New Hampshire	0 0
									319 H	UMass Lowell	3 0
<hr/>											
LAST 10 GAMES											
			143 A	Yale	1 0	173 H	Maine	1 0			
			250 A	New Hampshire	0 0	55 A	St. John's (NY)	0 0			
			104 H	Princeton	2 0	48 A	Connecticut	0 2			
			64 A	Brown	0 1	227 H	Fordham	4 0			
			319 H	UMass Lowell	3 0	128 A	Northwestern	0 2			

Non-Div. I Games:

Dartmouth



Average RPI Win:		212	WON-LOST RECORD		WINNING PCT. RANK		LAST 10 GAMES		STRENGTH OF SCHEDULE		OPP. STRENGTH OF SCHEDULE		TEAM RPI		ADJ RPI		CONF. RPI		ADJ CONF. RPI	
DIV. I ONLY			6-6-2		.5 142		5-4-1		165		81		143		.50663 142		20		20	
DIV. I NON-CONF.			2-5-2		.33333 246		1-3-1		42		10		121		.52689 120		16		16	
TOTALS		RPI 1-25		RPI 26-50		W-L RECORDS		RPI 51-100		RPI 101-150		RPI 150+								
6-6-2		0-3-0		0-1-0		OVERALL		1-1-1		0-0-0		5-1-1								
5-1-1		0-1-0		0-0-0		HOME		1-0-0		0-0-0		4-0-1								
1-4-1		0-2-0		0-1-0		AWAY		0-0-1		0-0-0		1-1-0								
0-1-0		0-0-0		0-0-0		NEUTRAL		0-1-0		0-0-0		0-0-0								
2-5-2		0-3-0		0-1-0		NON-CONFERENCE		1-1-1		0-0-0		1-0-1								
2-1-1		0-1-0		0-0-0		HOME		1-0-0		0-0-0		1-0-1								
0-3-1		0-2-0		0-0-		AWAY		0-0-1		0-0-0		0-0-0								
0-1-0		0-0-0		0-0-0		NEUTRAL		0-1-0		0-0-0		0-0-0								
4-1-0		0-0-0		0-0-0		CONFERENCE		0-0-0		0-0-0		4-1-0								
3-0-0		0-0-0		0-0-0		HOME		0-0-0		0-0-0		3-0-0								
1-1-0		0-0-0		0-0-0		AWAY		0-0-0		0-0-0		1-1-0								
0-0-0		0-0-0		0-0-0		NEUTRAL		0-0-0		0-0-0		0-0-0								
RPI	S	Opponent		Score		RPI	S	Opponent		Score		RPI	S	Opponent		Score				
3	A	UCLA		0 2		38	A	Pepperdine		0 2		75	A	Michigan St.		1 1				
10	A	Michigan		1 3								85	N	Southern California		1 4				
25	H	Portland		1 2								87	H	San Diego		3 0				
														156 H Fresno St.		2 1				
														161 H St. Mary's (CA)		1 0				
														225 A Wyoming		1 2				
														233 H Houston		0 0				
														275 A Air Force		2 0				
														292 H San Jose St.		2 0				
														303 H Colorado St.		3 0				
						LAST 10 GAMES														
						225	A	Wyoming		1 2		25	H	Portland		1 2				
						275	A	Air Force		2 0		87	H	San Diego		3 0				
						303	H	Colorado St.		3 0		38	A	Pepperdine		0 2				
						292	H	San Jose St.		2 0		3	A	UCLA		0 2				
						156	H	Fresno St.		2 1		233	H	Houston		0 0				

Non-Div. I Games:

San Diego St.



Average RPI Win: 192		WON-LOST	WINNING		LAST 10	STRENGTH OF		OPP. STRENGTH	TEAM	ADJ	CONF.	ADJ CONF.					
Average RPI Loss: 144		RECORD	PCT. RANK		GAMES	SCHEDULE		OF SCHEDULE	RPI	RPI	RPI	RPI					
DIV. I ONLY		5-5-0	.5	142	5-5-0	110		191	139	.5064	143	9	9				
DIV. I NON-CONF.		4-3-0	.57143	126	4-3-0	143		219	133	.51413	135	11	11				
TOTALS		RPI 1-25		RPI 26-50		W-L RECORDS		RPI 51-100		RPI 101-150		RPI 150+					
5-5-0		0-1-0		0-0-0		OVERALL		0-0-0		2-2-0		3-2-0					
2-3-0		0-0-0		0-0-0		HOME		0-0-0		1-2-0		1-1-0					
3-2-0		0-1-0		0-0-0		AWAY		0-0-0		1-0-0		2-1-0					
0-0-0		0-0-0		0-0-0		NEUTRAL		0-0-0		0-0-0		0-0-0					
4-3-0		0-1-0		0-0-0		NON-CONFERENCE		0-0-0		1-0-0		3-2-0					
2-1-0		0-0-0		0-0-0		HOME		0-0-0		1-0-0		1-1-0					
2-2-0		0-1-0		0-0-		AWAY		0-0-0		0-0-0		2-1-0					
0-0-0		0-0-0		0-0-0		NEUTRAL		0-0-0		0-0-0		0-0-0					
1-2-0		0-0-0		0-0-0		CONFERENCE		0-0-0		1-2-0		0-0-0					
0-2-0		0-0-0		0-0-0		HOME		0-0-0		0-2-0		0-0-0					
1-0-0		0-0-0		0-0-0		AWAY		0-0-0		1-0-0		0-0-0					
0-0-0		0-0-0		0-0-0		NEUTRAL		0-0-0		0-0-0		0-0-0					
RPI	S	Opponent		Score		RPI	S	Opponent		Score		RPI	S	Opponent		Score	
6	A	Georgetown		0 8								104	A	Princeton		3 2	
												117	H	Harvard		1 3	
												125	H	Stony Brook		1 0	
												141	H	Dartmouth		0 1	
												178	A	Fairfield		0 1	
												202	H	Hartford		2 0	
												209	A	Towson		4 3	
												276	H	Sacred Heart		1 2	
												319	A	UMass Lowell		3 1	
LAST 10 GAMES																	
		141 H Dartmouth		0 1				202 H Hartford		2 0							
		117 H Harvard		1 3				209 A Towson		4 3							
		104 A Princeton		3 2				6 A Georgetown		0 8							
		178 A Fairfield		0 1				319 A UMass Lowell		3 1							
		276 H Sacred Heart		1 2				125 H Stony Brook		1 0							

Non-Div. I Games:

Yale



Average RPI Win:		232	WON-LOST RECORD		WINNING PCT. RANK	LAST 10 GAMES		STRENGTH OF SCHEDULE	OPP. STRENGTH OF SCHEDULE	TEAM RPI	ADJ RPI	CONF. RPI	ADJ CONF. RPI
Average RPI Loss:		91											
DIV. I ONLY			5-8-0		.38462	225		52	188	144	.50472	144	25
DIV. I NON-CONF.			2-5-0		.28571	264		11	85	114	.5313	114	27
TOTALS		RPI 1-25	RPI 26-50		W-L RECORDS		RPI 51-100		RPI 101-150		RPI 150+		
5-8-0		0-2-0	0-0-0		OVERALL		0-1-0		1-3-0		4-2-0		
4-2-0		0-0-0	0-0-0		HOME		0-0-0		1-1-0		3-1-0		
1-6-0		0-2-0	0-0-0		AWAY		0-1-0		0-2-0		1-1-0		
0-0-0		0-0-0	0-0-0		NEUTRAL		0-0-0		0-0-0		0-0-0		
2-5-0		0-2-0	0-0-0		NON-CONFERENCE		0-1-0		1-2-0		1-0-0		
2-1-0		0-0-0	0-0-0		HOME		0-0-0		1-1-0		1-0-0		
0-4-0		0-2-0	0-0-		AWAY		0-1-0		0-1-0		0-0-0		
0-0-0		0-0-0	0-0-0		NEUTRAL		0-0-0		0-0-0		0-0-0		
3-3-0		0-0-0	0-0-0		CONFERENCE		0-0-0		0-1-0		3-2-0		
2-1-0		0-0-0	0-0-0		HOME		0-0-0		0-0-0		2-1-0		
1-2-0		0-0-0	0-0-0		AWAY		0-0-0		0-1-0		1-1-0		
0-0-0		0-0-0	0-0-0		NEUTRAL		0-0-0		0-0-0		0-0-0		
RPI S	Opponent	Score	RPI S	Opponent	Score	RPI S	Opponent	Score	RPI S	Opponent	Score		
7 A	Virginia Tech	1 7				57 A	Navy	1 4	101 A	Liberty	0 2		
18 A	William & Mary	0 3							107 A	Elon	0 5		
									116 H	UNC Greensboro	1 3		
									138 H	Appalachian St.	2 1		
									153 H	Winthrop	1 2		
									168 A	Longwood	2 4		
									183 H	Coastal Caro.	3 2		
									200 H	East Carolina	1 0		
									315 A	Gardner-Webb	1 0		
									322 H	VMI	6 0		
LAST 10 GAMES													
	101 A	Liberty	0	2		322 H	VMI	6	0				
	168 A	Longwood	2	4		200 H	East Carolina	1	0				
	183 H	Coastal Caro.	3	2		138 H	Appalachian St.	2	1				
	153 H	Winthrop	1	2		57 A	Navy	1	4				
	315 A	Gardner-Webb	1	0		107 A	Elon	0	5				

Non-Div. I Games:

High Point



Average RPI Win: 235		WON-LOST	WINNING	LAST 10	STRENGTH OF		OPP. STRENGTH	TEAM	ADJ	CONF.	ADJ CONF.
Average RPI Loss: 130		RECORD	PCT. RANK	GAMES	SCHEDULE		OF SCHEDULE	RPI	RPI	RPI	RPI
DIV. I ONLY		7-3-3	.65385	76	6-1-3		263	155	145	.5045	145
DIV. I NON-CONF.		2-3-2	.42857	204	1-1-2		205	124	198	.47013	198
TOTALS		RPI 1-25	RPI 26-50		W-L RECORDS		RPI 51-100		RPI 101-150		RPI 150+
7-3-3	0-0-0	0-0-0		OVERALL		0-1-0		0-0-3		7-2-0	
4-0-1	0-0-0	0-0-0		HOME		0-0-0		0-0-1		4-0-0	
3-3-2	0-0-0	0-0-0		AWAY		0-1-0		0-0-2		3-2-0	
0-0-0	0-0-0	0-0-0		NEUTRAL		0-0-0		0-0-0		0-0-0	
2-3-2	0-0-0	0-0-0		NON-CONFERENCE		0-1-0		0-0-2		2-2-0	
2-0-0	0-0-0	0-0-0		HOME		0-0-0		0-0-0		2-0-0	
0-3-2	0-0-0	0-0-		AWAY		0-1-0		0-0-2		0-2-0	
0-0-0	0-0-0	0-0-0		NEUTRAL		0-0-0		0-0-0		0-0-0	
5-0-1	0-0-0	0-0-0		CONFERENCE		0-0-0		0-0-1		5-0-0	
2-0-1	0-0-0	0-0-0		HOME		0-0-0		0-0-1		2-0-0	
3-0-0	0-0-0	0-0-0		AWAY		0-0-0		0-0-0		3-0-0	
0-0-0	0-0-0	0-0-0		NEUTRAL		0-0-0		0-0-0		0-0-0	
RPI S	Opponent	Score	RPI S	Opponent	Score	RPI S	Opponent	Score	RPI S	Opponent	Score
						57 A	Iowa	1 3	115 A	Wright St.	0 0
									128 A	Northwestern	0 0
									134 H	Miami (OH)	0 0
									151 H	Ball St.	2 1
									163 A	Oakland	0 2
									169 A	Central Mich.	1 0
									170 A	Saint Louis	2 3
									238 H	Cleveland St.	1 0
									244 H	Western Ill.	4 0
									246 A	Toledo	5 1
									289 H	Northern Ill.	4 2
									309 A	Bowling Green	5 0
LAST 10 GAMES											
						151 H	Ball St.	2 1	246 A	Toledo	5 1
						134 H	Miami (OH)	0 0	244 H	Western Ill.	4 0
						309 A	Bowling Green	5 0	128 A	Northwestern	0 0
						169 A	Central Mich.	1 0	163 A	Oakland	0 2
						289 H	Northern Ill.	4 2	115 A	Wright St.	0 0

Non-Div. I Games:

Western Mich.



Average RPI Win: 249		WON-LOST	WINNING	LAST 10	STRENGTH OF		OPP. STRENGTH	TEAM	ADJ	CONF.	ADJ CONF.
Average RPI Loss: 98		RECORD	PCT. RANK	GAMES	SCHEDULE		OF SCHEDULE	RPI	RPI	RPI	RPI
DIV. I ONLY		7-4-1	.625	89	224		228	146	.50415	146	9
DIV. I NON-CONF.		6-2-1	.72222	58	296		242	157	.49281	158	11
TOTALS		RPI 1-25	RPI 26-50		W-L RECORDS		RPI 51-100		RPI 101-150		RPI 150+
7-4-1		0-0-0	0-0-0		OVERALL		0-2-0		0-2-0		7-0-1
5-2-0		0-0-0	0-0-0		HOME		0-1-0		0-1-0		5-0-0
2-1-1		0-0-0	0-0-0		AWAY		0-1-0		0-0-0		2-0-1
0-1-0		0-0-0	0-0-0		NEUTRAL		0-0-0		0-1-0		0-0-0
6-2-1		0-0-0	0-0-0		NON-CONFERENCE		0-1-0		0-1-0		6-0-1
4-1-0		0-0-0	0-0-0		HOME		0-1-0		0-0-0		4-0-0
2-0-1		0-0-0	0-0-		AWAY		0-0-0		0-0-0		2-0-1
0-1-0		0-0-0	0-0-0		NEUTRAL		0-0-0		0-1-0		0-0-0
1-2-0		0-0-0	0-0-0		CONFERENCE		0-1-0		0-1-0		1-0-0
1-1-0		0-0-0	0-0-0		HOME		0-0-0		0-1-0		1-0-0
0-1-0		0-0-0	0-0-0		AWAY		0-1-0		0-0-0		0-0-0
0-0-0		0-0-0	0-0-0		NEUTRAL		0-0-0		0-0-0		0-0-0
RPI S	Opponent	Score	RPI S	Opponent	Score	RPI S	Opponent	Score	RPI S	Opponent	Score
						80 H	Colgate	0 3	110 N	Cincinnati	0 1
						83 A	Penn	0 1	117 H	Harvard	2 7
									162 H	Binghamton	2 0
									167 H	Columbia	2 0
									241 A	Buffalo	0 0
									243 H	Marist	2 1
									267 H	NJIT	4 0
									276 A	Sacred Heart	1 0
									305 H	Albany (NY)	5 4
									324 A	Delaware St.	1 0
LAST 10 GAMES											
						117 H	Harvard	2 7	110 N	Cincinnati	0 1
						324 A	Delaware St.	1 0	162 H	Binghamton	2 0
						83 A	Penn	0 1	305 H	Albany (NY)	5 4
						167 H	Columbia	2 0	243 H	Marist	2 1
						267 H	NJIT	4 0	241 A	Buffalo	0 0

Non-Div. I Games:

Cornell



Average RPI Win: 207		WON-LOST	WINNING	LAST 10	STRENGTH OF		OPP. STRENGTH	TEAM	ADJ	CONF.	ADJ CONF.
Average RPI Loss: 134		RECORD	PCT. RANK	GAMES	SCHEDULE		OF SCHEDULE	RPI	RPI	RPI	RPI
DIV. I ONLY		7-6-1	.53571	133	4-5-1		163	192	150	.50361	147
DIV. I NON-CONF.		5-2-1	.6875	69	2-1-1		170	197	105	.53858	104
TOTALS		RPI 1-25	RPI 26-50		W-L RECORDS		RPI 51-100		RPI 101-150		RPI 150+
7-6-1	0-0-0	0-0-0		OVERALL		1-1-0		0-3-0		6-2-1	
2-3-1	0-0-0	0-0-0		HOME		1-1-0		0-2-0		1-0-1	
4-3-0	0-0-0	0-0-0		AWAY		0-0-0		0-1-0		4-2-0	
1-0-0	0-0-0	0-0-0		NEUTRAL		0-0-0		0-0-0		1-0-0	
5-2-1	0-0-0	0-0-0		NON-CONFERENCE		1-0-0		0-1-0		4-1-1	
2-1-1	0-0-0	0-0-0		HOME		1-0-0		0-1-0		1-0-1	
2-1-0	0-0-0	0-0-		AWAY		0-0-0		0-0-0		2-1-0	
1-0-0	0-0-0	0-0-0		NEUTRAL		0-0-0		0-0-0		1-0-0	
2-4-0	0-0-0	0-0-0		CONFERENCE		0-1-0		0-2-0		2-1-0	
0-2-0	0-0-0	0-0-0		HOME		0-1-0		0-1-0		0-0-0	
2-2-0	0-0-0	0-0-0		AWAY		0-0-0		0-1-0		2-1-0	
0-0-0	0-0-0	0-0-0		NEUTRAL		0-0-0		0-0-0		0-0-0	
RPI S	Opponent	Score	RPI S	Opponent	Score	RPI S	Opponent	Score	RPI S	Opponent	Score
						61 H	Samford	1 2	107 A	Elon	1 3
						77 H	Western Ky.	2 0	116 H	UNC Greensboro	0 2
									122 H	Charlotte	0 1
									179 H	Lipscomb	2 0
									194 A	Mercer	2 0
									197 A	Davidson	1 2
									200 A	East Carolina	1 2
									210 N	UNC Wilmington	2 1
									231 H	East Tenn. St.	1 1
									245 A	Ga. Southern	2 1
									263 A	Eastern Ky.	2 0
									283 A	Chattanooga	1 0
LAST 10 GAMES											
						283 A	Chattanooga	1 0	107 A	Elon	1 3
						61 H	Samford	1 2	194 A	Mercer	2 0
						245 A	Ga. Southern	2 1	231 H	East Tenn. St.	1 1
						197 A	Davidson	1 2	77 H	Western Ky.	2 0
						116 H	UNC Greensboro	0 2	122 H	Charlotte	0 1

Non-Div. I Games:

Western Caro.



Average RPI Win: 228		WON-LOST RECORD	WINNING PCT. RANK		LAST 10 GAMES	STRENGTH OF SCHEDULE	OPP. STRENGTH OF SCHEDULE	TEAM RPI	ADJ RPI	CONF. RPI	ADJ CONF. RPI					
Average RPI Loss: 111																
DIV. I ONLY		7-6-2	.53333	138	3-5-2	158	180	147	.50344	148	20	20				
DIV. I NON-CONF.		5-3-2	.6	111	1-2-2	76	213	94	.54697	95	16	16				
<hr/>																
TOTALS		RPI 1-25		RPI 26-50		W-L RECORDS		RPI 51-100		RPI 101-150		RPI 150+				
7-6-2		0-0-0		0-2-0		OVERALL		1-2-0		1-0-1		5-2-1				
4-1-0		0-0-0		0-0-0		HOME		1-1-0		1-0-0		2-0-0				
3-5-1		0-0-0		0-2-0		AWAY		0-1-0		0-0-0		3-2-1				
0-0-1		0-0-0		0-0-0		NEUTRAL		0-0-0		0-0-1		0-0-0				
5-3-2		0-0-0		0-2-0		NON-CONFERENCE		0-1-0		1-0-1		4-0-1				
2-0-0		0-0-0		0-0-0		HOME		0-0-0		1-0-0		1-0-0				
3-3-1		0-0-0		0-0-		AWAY		0-1-0		0-0-0		3-0-1				
0-0-1		0-0-0		0-0-0		NEUTRAL		0-0-0		0-0-1		0-0-0				
2-3-0		0-0-0		0-0-0		CONFERENCE		1-1-0		0-0-0		1-2-0				
2-1-0		0-0-0		0-0-0		HOME		1-1-0		0-0-0		1-0-0				
0-2-0		0-0-0		0-0-0		AWAY		0-0-0		0-0-0		0-2-0				
0-0-0		0-0-0		0-0-0		NEUTRAL		0-0-0		0-0-0		0-0-0				
RPI	S	Opponent	Score	RPI	S	Opponent	Score	RPI	S	Opponent	Score					
				26	A	Colorado	1 3	72	A	UC Irvine	0 2	131	N	Northern Colo.	1 1	
				28	A	Washington St.	0 2	93	H	Utah St.	1 2	136	H	Portland St.	5 0	
								99	H	Boise St.	2 1	156	A	Fresno St.	0 1	
												157	A	Northern Ariz.	0 0	
												214	A	UC Riverside	3 2	
												262	A	Sacramento St.	1 0	
												279	H	LIU Brooklyn	3 2	
												292	A	San Jose St.	0 1	
												303	H	Colorado St.	1 0	
												306	A	Idaho	1 0	
<hr/>																
LAST 10 GAMES																
				303	H	Colorado St.	1 0	26	A	Colorado	1 3					
				156	A	Fresno St.	0 1	131	N	Northern Colo.	1 1					
				292	A	San Jose St.	0 1	306	A	Idaho	1 0					
				93	H	Utah St.	1 2	28	A	Washington St.	0 2					
				99	H	Boise St.	2 1	157	A	Northern Ariz.	0 0					

Non-Div. I Games:

UNLV



Average RPI Win:		202	WON-LOST		WINNING	LAST 10		STRENGTH OF		OPP. STRENGTH	TEAM	ADJ		CONF.	ADJ CONF.
Average RPI Loss:		121	RECORD		PCT. RANK	GAMES		SCHEDULE		OF SCHEDULE	RPI	RPI		RPI	RPI
DIV. I ONLY			8-6-1		.56667	128		6-4-0		212	130	148		.50253	149
DIV. I NON-CONF.			6-4-1		.59091	122		4-2-0		222	167	144		.50173	145
TOTALS		RPI 1-25	RPI 26-50		W-L RECORDS		RPI 51-100		RPI 101-150		RPI 150+				
8-6-1		0-1-0	0-1-0		OVERALL		1-1-0		1-0-1		6-3-0				
5-2-0		0-1-0	0-0-0		HOME		1-1-0		1-0-0		3-0-0				
3-3-1		0-0-0	0-0-0		AWAY		0-0-0		0-0-1		3-3-0				
0-1-0		0-0-0	0-1-0		NEUTRAL		0-0-0		0-0-0		0-0-0				
6-4-1		0-1-0	0-1-0		NON-CONFERENCE		0-0-0		1-0-1		5-2-0				
4-1-0		0-1-0	0-0-0		HOME		0-0-0		1-0-0		3-0-0				
2-2-1		0-0-0	0-0-		AWAY		0-0-0		0-0-1		2-2-0				
0-1-0		0-0-0	0-1-0		NEUTRAL		0-0-0		0-0-0		0-0-0				
2-2-0		0-0-0	0-0-0		CONFERENCE		1-1-0		0-0-0		1-1-0				
1-1-0		0-0-0	0-0-0		HOME		1-1-0		0-0-0		0-0-0				
1-1-0		0-0-0	0-0-0		AWAY		0-0-0		0-0-0		1-1-0				
0-0-0		0-0-0	0-0-0		NEUTRAL		0-0-0		0-0-0		0-0-0				
RPI S	Opponent	Score	RPI S	Opponent	Score	RPI S	Opponent	Score	RPI S	Opponent	Score	RPI S	Opponent	Score	
14 H	Denver	1 2	47 N	Texas Tech	0 2	72 H	UC Irvine	1 0	109 A	Weber St.	1 1	110 H	Cincinnati	1 0	
						78 H	Long Beach St.	1 2	156 H	Fresno St.	2 0	158 A	Hawaii	0 1	
									177 A	Cal St. Northridge	1 0	211 A	Loyola Marymount	0 1	
									215 A	Southern Utah	3 4	226 A	New Mexico	2 0	
									287 H	Pacific	1 0	292 A	San Jose St.	2 0	
									295 H	Bakersfield	3 0	110 H	Cincinnati	1 0	
LAST 10 GAMES															
			177 A	Cal St. Northridge	1 0	47 N	Texas Tech	0 2	226 A	New Mexico	2 0				
			158 A	Hawaii	0 1	292 A	San Jose St.	2 0	295 H	Bakersfield	3 0				
			78 H	Long Beach St.	1 2	110 H	Cincinnati	1 0							
			72 H	UC Irvine	1 0										
			14 H	Denver	1 2										

Non-Div. I Games:

UC Santa Barbara



Average RPI Win: 211		WON-LOST	WINNING	LAST 10	STRENGTH OF		OPP. STRENGTH	TEAM	ADJ	CONF.	ADJ CONF.
Average RPI Loss: 77		RECORD	PCT. RANK	GAMES	SCHEDULE		OF SCHEDULE	RPI	RPI	RPI	RPI
DIV. I ONLY		4-7-3	.39286	217	2-6-2		76	127	149	.50226	150
DIV. I NON-CONF.		3-3-3	.5	147	1-2-2		157	191	156	.49423	156
TOTALS		RPI 1-25	RPI 26-50		W-L RECORDS		RPI 51-100		RPI 101-150		RPI 150+
4-7-3		0-1-0	0-1-0		OVERALL		1-3-0		0-2-1		3-0-2
2-4-2		0-1-0	0-0-0		HOME		1-2-0		0-1-0		1-0-2
2-3-1		0-0-0	0-1-0		AWAY		0-0-0		0-1-1		2-0-0
0-0-0		0-0-0	0-0-0		NEUTRAL		0-0-0		0-0-0		0-0-0
3-3-3		0-0-0	0-1-0		NON-CONFERENCE		0-1-0		0-1-1		3-0-2
1-2-2		0-0-0	0-0-0		HOME		0-1-0		0-1-0		1-0-2
2-1-1		0-0-0	0-0-		AWAY		0-0-0		0-0-1		2-0-0
0-0-0		0-0-0	0-0-0		NEUTRAL		0-0-0		0-0-0		0-0-0
1-4-0		0-1-0	0-0-0		CONFERENCE		1-2-0		0-1-0		0-0-0
1-2-0		0-1-0	0-0-0		HOME		1-1-0		0-0-0		0-0-0
0-2-0		0-0-0	0-0-0		AWAY		0-1-0		0-1-0		0-0-0
0-0-0		0-0-0	0-0-0		NEUTRAL		0-0-0		0-0-0		0-0-0
RPI S	Opponent	Score	RPI S	Opponent	Score	RPI S	Opponent	Score	RPI S	Opponent	Score
6 H	Georgetown	1 <b>2</b>	41 A	Boston U.	0 <b>1</b>	56 H	DePaul	1 0	110 H	Cincinnati	0 <b>3</b>
						82 A	Butler	1 <b>2</b>	114 A	Seton Hall	0 <b>1</b>
						90 H	Dayton	0 <b>3</b>	117 A	Harvard	1 <b>1</b>
						97 H	Creighton	2 <b>3</b>	171 H	Massachusetts	1 <b>1</b>
									227 H	Fordham	2 <b>2</b>
									250 A	New Hampshire	4 1
									259 H	Vermont	3 0
									278 A	Rhode Island	3 0
LAST 10 GAMES											
	82 A	Butler	1 <b>2</b>		110 H	Cincinnati	0 <b>3</b>				
	6 H	Georgetown	1 <b>2</b>		227 H	Fordham	2 <b>2</b>				
	97 H	Creighton	2 <b>3</b>		41 A	Boston U.	0 <b>1</b>				
	56 H	DePaul	1 0		117 A	Harvard	1 <b>1</b>				
	114 A	Seton Hall	0 <b>1</b>		259 H	Vermont	3 0				

Non-Div. I Games:

Providence



Average RPI Win: 251		WON-LOST	WINNING	LAST 10	STRENGTH OF		OPP. STRENGTH	TEAM	ADJ		CONF.	ADJ CONF.									
Average RPI Loss: 147		RECORD	PCT. RANK	GAMES	SCHEDULE		OF SCHEDULE	RPI	RPI		RPI	RPI									
DIV. I ONLY		9-4-1	.67857	60	6-3-1		265	243	151	.50187	151	22	22								
DIV. I NON-CONF.		5-2-1	.6875	69	2-1-1		318	214	211	.46484	210	19	19								
<hr/>																					
TOTALS		RPI 1-25		RPI 26-50		W-L RECORDS		RPI 51-100		RPI 101-150		RPI 150+									
9-4-1		0-1-0		0-0-0		OVERALL		0-0-0		1-1-0		8-2-1									
5-1-0		0-0-0		0-0-0		HOME		0-0-0		0-0-0		5-1-0									
4-3-1		0-1-0		0-0-0		AWAY		0-0-0		1-1-0		3-1-1									
0-0-0		0-0-0		0-0-0		NEUTRAL		0-0-0		0-0-0		0-0-0									
<hr/>																					
5-2-1		0-1-0		0-0-0		NON-CONFERENCE		0-0-0		0-0-0		5-1-1									
4-0-0		0-0-0		0-0-0		HOME		0-0-0		0-0-0		4-0-0									
1-2-1		0-1-0		0-0-		AWAY		0-0-0		0-0-0		1-1-1									
0-0-0		0-0-0		0-0-0		NEUTRAL		0-0-0		0-0-0		0-0-0									
<hr/>																					
4-2-0		0-0-0		0-0-0		CONFERENCE		0-0-0		1-1-0		3-1-0									
1-1-0		0-0-0		0-0-0		HOME		0-0-0		0-0-0		1-1-0									
3-1-0		0-0-0		0-0-0		AWAY		0-0-0		1-1-0		2-0-0									
0-0-0		0-0-0		0-0-0		NEUTRAL		0-0-0		0-0-0		0-0-0									
<hr/>																					
RPI	S	Opponent		Score		RPI	S	Opponent		Score		RPI	S	Opponent		Score					
16	A	Colorado Col.		0 2								132	A	Eastern Mich.		1 0					
												145	A	Western Mich.		1 2					
												186	H	Kent St.		0 1					
												201	H	Ohio		2 1					
												229	A	IUPUI		1 1					
												240	A	IPFW		0 1					
												241	A	Buffalo		1 0					
												242	H	Green Bay		3 0					
												254	A	Akron		2 0					
												275	A	Air Force		1 0					
												300	H	Eastern Ill.		3 0					
												304	H	Tennessee Tech		2 0					
												314	H	UNI		2 1					
<hr/>																					
LAST 10 GAMES																					
145 A Western Mich.						1 2		241 A Buffalo						1 0							
132 A Eastern Mich.						1 0		229 A IUPUI						1 1							
201 H Ohio						2 1		275 A Air Force						1 0							
186 H Kent St.						0 1		16 A Colorado Col.						0 2							
254 A Akron						2 0		304 H Tennessee Tech						2 0							

Non-Div. I Games:

Ball St.



Average RPI Win: 263		WON-LOST	WINNING	LAST 10	STRENGTH OF		OPP. STRENGTH	TEAM	ADJ	CONF.	ADJ CONF.
Average RPI Loss: 100		RECORD	PCT. RANK	GAMES	SCHEDULE		OF SCHEDULE	RPI	RPI	RPI	RPI
DIV. I ONLY		6-5-4	.53333	138	3-4-3		161	212	152	.5	152
DIV. I NON-CONF.		6-2-2	.7	64	3-1-1		248	270	140	.50676	140
TOTALS		RPI 1-25	RPI 26-50		W-L RECORDS		RPI 51-100		RPI 101-150		RPI 150+
6-5-4	0-0-0	0-0-0		OVERALL		0-3-1		1-2-2		5-0-1	
4-3-1	0-0-0	0-0-0		HOME		0-1-0		1-2-1		3-0-0	
1-2-2	0-0-0	0-0-0		AWAY		0-2-0		0-0-1		1-0-1	
1-0-1	0-0-0	0-0-0		NEUTRAL		0-0-1		0-0-0		1-0-0	
6-2-2	0-0-0	0-0-0		NON-CONFERENCE		0-1-1		1-1-0		5-0-1	
4-1-0	0-0-0	0-0-0		HOME		0-0-0		1-1-0		3-0-0	
1-1-1	0-0-0	0-0-		AWAY		0-1-0		0-0-0		1-0-1	
1-0-1	0-0-0	0-0-0		NEUTRAL		0-0-1		0-0-0		1-0-0	
0-3-2	0-0-0	0-0-0		CONFERENCE		0-2-0		0-1-2		0-0-0	
0-2-1	0-0-0	0-0-0		HOME		0-1-0		0-1-1		0-0-0	
0-1-1	0-0-0	0-0-0		AWAY		0-1-0		0-0-1		0-0-0	
0-0-0	0-0-0	0-0-0		NEUTRAL		0-0-0		0-0-0		0-0-0	
RPI S	Opponent	Score	RPI S	Opponent	Score	RPI S	Opponent	Score	RPI S	Opponent	Score
						71 H	Tulsa	0 1	105 H	Marshall	0 0
						86 N	Furman	1 1	111 A	North Texas	1 1
						88 A	UTEP	0 1	113 H	Rice	0 3
						92 A	Auburn	0 6	121 H	Southeastern La.	1 0
									137 H	South Ala.	2 3
									195 H	Mississippi St.	3 0
									220 A	Arkansas St.	2 2
									308 A	Mississippi Val.	6 0
									312 H	Alcorn	10 1
									317 N	Jackson St.	4 0
									325 H	Ark.-Pine Bluff	8 0
LAST 10 GAMES											
						113 H	Rice	0 3	92 A	Auburn	0 6
						105 H	Marshall	0 0	312 H	Alcorn	10 1
						71 H	Tulsa	0 1	86 N	Furman	1 1
						88 A	UTEP	0 1	317 N	Jackson St.	4 0
						111 A	North Texas	1 1	195 H	Mississippi St.	3 0

Non-Div. I Games:

Southern Miss.



Average RPI Win:	237	WON-LOST	WINNING	LAST 10	STRENGTH OF	OPP. STRENGTH	TEAM	ADJ	CONF.	ADJ CONF.	
Average RPI Loss:	200	RECORD	PCT. RANK	GAMES	SCHEDULE	OF SCHEDULE	RPI	RPI	RPI	RPI	
DIV. I ONLY	8-2-1	.77273	26	7-2-1	309	247	153	.49978	153	25	25
DIV. I NON-CONF.	3-1-1	.7	64	2-1-1	302	262	176	.48277	175	27	27
<hr/>											
TOTALS	RPI 1-25	RPI 26-50		W-L RECORDS		RPI 51-100		RPI 101-150		RPI 150+	
8-2-1	0-0-0	0-0-0		OVERALL		0-0-0		1-0-0		7-2-1	
3-1-0	0-0-0	0-0-0		HOME		0-0-0		0-0-0		3-1-0	
5-1-1	0-0-0	0-0-0		AWAY		0-0-0		1-0-0		4-1-1	
0-0-0	0-0-0	0-0-0		NEUTRAL		0-0-0		0-0-0		0-0-0	
<hr/>											
3-1-1	0-0-0	0-0-0		NON-CONFERENCE		0-0-0		0-0-0		3-1-1	
2-0-0	0-0-0	0-0-0		HOME		0-0-0		0-0-0		2-0-0	
1-1-1	0-0-0	0-0-		AWAY		0-0-0		0-0-0		1-1-1	
0-0-0	0-0-0	0-0-0		NEUTRAL		0-0-0		0-0-0		0-0-0	
<hr/>											
5-1-0	0-0-0	0-0-0		CONFERENCE		0-0-0		1-0-0		4-1-0	
1-1-0	0-0-0	0-0-0		HOME		0-0-0		0-0-0		1-1-0	
4-0-0	0-0-0	0-0-0		AWAY		0-0-0		1-0-0		3-0-0	
0-0-0	0-0-0	0-0-0		NEUTRAL		0-0-0		0-0-0		0-0-0	
<hr/>											
RPI S	Opponent	Score	RPI S	Opponent	Score	RPI S	Opponent	Score	RPI S	Opponent	Score
									144 A	High Point	2 1
									160 H	Wofford	1 0
									168 H	Longwood	0 3
									183 A	Coastal Caro.	1 0
									197 H	Davidson	2 1
									224 A	Citadel	2 2
									231 A	East Tenn. St.	0 2
									253 H	UNC Asheville	1 0
									315 A	Gardner-Webb	4 1
									322 A	VMI	4 0
									323 A	Alabama A&M	11 1

Non-Div. I Games: Anderson (SC) 5 1

Winthrop



Average RPI Win: 217		WON-LOST	WINNING	LAST 10	STRENGTH OF	OPP. STRENGTH	TEAM	ADJ	CONF.	ADJ CONF.				
Average RPI Loss: 37		RECORD	PCT. RANK	GAMES	SCHEDULE	OF SCHEDULE	RPI	RPI	RPI	RPI				
DIV. I ONLY		4-10-1	.3	275	1-9-0	62	40	154	.4974	154	1	1		
DIV. I NON-CONF.		4-1-1	.75	51	1-0-0	216	237	109	.5346	111	1	1		
<hr/>														
TOTALS		RPI 1-25		RPI 26-50		W-L RECORDS		RPI 51-100		RPI 101-150		RPI 150+		
4-10-1		0-4-0		0-3-0		OVERALL		0-3-0		0-0-0		4-0-1		
3-5-0		0-2-0		0-1-0		HOME		0-2-0		0-0-0		3-0-0		
1-5-1		0-2-0		0-2-0		AWAY		0-1-0		0-0-0		1-0-1		
0-0-0		0-0-0		0-0-0		NEUTRAL		0-0-0		0-0-0		0-0-0		
4-1-1		0-0-0		0-1-0		NON-CONFERENCE		0-0-0		0-0-0		4-0-1		
3-0-0		0-0-0		0-0-0		HOME		0-0-0		0-0-0		3-0-0		
1-1-1		0-0-0		0-0-		AWAY		0-0-0		0-0-0		1-0-1		
0-0-0		0-0-0		0-0-0		NEUTRAL		0-0-0		0-0-0		0-0-0		
0-9-0		0-4-0		0-2-0		CONFERENCE		0-3-0		0-0-0		0-0-0		
0-5-0		0-2-0		0-1-0		HOME		0-2-0		0-0-0		0-0-0		
0-4-0		0-2-0		0-1-0		AWAY		0-1-0		0-0-0		0-0-0		
0-0-0		0-0-0		0-0-0		NEUTRAL		0-0-0		0-0-0		0-0-0		
RPI	S	Opponent		Score	RPI	S	Opponent		Score	RPI	S	Opponent		Score
1	H	Virginia		1 3	30	H	Boston College		0 3	63	A	Miami (FL)		0 1
2	H	North Carolina		0 1	44	A	Clemson		0 2	69	H	Syracuse		0 4
8	A	Florida St.		0 4	50	A	Ohio St.		0 2	84	H	North Carolina St.		0 1
19	A	Notre Dame		0 3										
						</								

Non-Div. I Games:

Pittsburgh



Average RPI Win:	217	WON-LOST RECORD	WINNING PCT. RANK	LAST 10 GAMES	STRENGTH OF SCHEDULE	OPP. STRENGTH OF SCHEDULE	TEAM RPI	ADJ RPI	CONF. RPI	ADJ CONF. RPI		
DIV. I ONLY		7-5-2	.57143	116	5-3-2	213	205	157	.49731	155	17	17
DIV. I NON-CONF.		6-3-1	.65	88	4-1-1	203	255	135	.51433	134	17	17
<hr/>												
TOTALS	RPI 1-25		RPI 26-50		W-L RECORDS		RPI 51-100		RPI 101-150		RPI 150+	
7-5-2	0-0-0		0-0-0		OVERALL		1-1-0		1-1-1		5-3-1	
7-1-1	0-0-0		0-0-0		HOME		1-0-0		1-1-1		5-0-0	
0-4-1	0-0-0		0-0-0		AWAY		0-1-0		0-0-0		0-3-1	
0-0-0	0-0-0		0-0-0		NEUTRAL		0-0-0		0-0-0		0-0-0	
6-3-1	0-0-0		0-0-0		NON-CONFERENCE		1-0-0		1-1-0		4-2-1	
6-1-0	0-0-0		0-0-0		HOME		1-0-0		1-1-0		4-0-0	
0-2-1	0-0-0		0-0-		AWAY		0-0-0		0-0-0		0-2-1	
0-0-0	0-0-0		0-0-0		NEUTRAL		0-0-0		0-0-0		0-0-0	
1-2-1	0-0-0		0-0-0		CONFERENCE		0-1-0		0-0-1		1-1-0	
1-0-1	0-0-0		0-0-0		HOME		0-0-0		0-0-1		1-0-0	
0-2-0	0-0-0		0-0-0		AWAY		0-1-0		0-0-0		0-1-0	
0-0-0	0-0-0		0-0-0		NEUTRAL		0-0-0		0-0-0		0-0-0	
RPI	S	Opponent	Score	RPI	S	Opponent	Score	RPI	S	Opponent	Score	
						56 H DePaul	1 0			115 H Wright St.	0 0	
						94 A Milwaukee	2 3			128 H Northwestern	1 0	
										134 H Miami (OH)	0 1	
										163 A Oakland	0 2	
										186 A Kent St.	0 1	
										189 A Evansville	1 2	
										229 A IUPUI	0 0	
										238 H Cleveland St.	2 1	
										240 H IPFW	1 0	
										244 H Western Ill.	2 0	
										300 H Eastern Ill.	2 1	
										311 H Grand Canyon	1 0	

Non-Div. I Games:

Valparaiso



Average RPI Win: 186		WON-LOST	WINNING	LAST 10	STRENGTH OF		OPP. STRENGTH	TEAM	ADJ	CONF.	ADJ CONF.
Average RPI Loss: 120		RECORD	PCT. RANK	GAMES	SCHEDULE		OF SCHEDULE	RPI	RPI	RPI	RPI
DIV. I ONLY		7-7-1	.5	142	5-4-1		164	150	155	.49713	156
DIV. I NON-CONF.		3-5-1	.38889	222	1-2-1		187	135	214	.46298	212
TOTALS		RPI 1-25	RPI 26-50		W-L RECORDS		RPI 51-100		RPI 101-150		RPI 150+
7-7-1	0-1-0	0-1-0		OVERALL		2-1-0		1-2-0		4-2-1	
4-2-0	0-1-0	0-0-0		HOME		2-0-0		1-0-0		1-1-0	
3-5-1	0-0-0	0-1-0		AWAY		0-1-0		0-2-0		3-1-1	
0-0-0	0-0-0	0-0-0		NEUTRAL		0-0-0		0-0-0		0-0-0	
3-5-1	0-1-0	0-1-0		NON-CONFERENCE		0-1-0		0-1-0		3-1-1	
0-2-0	0-1-0	0-0-0		HOME		0-0-0		0-0-0		0-1-0	
3-3-1	0-0-0	0-0-		AWAY		0-1-0		0-1-0		3-0-1	
0-0-0	0-0-0	0-0-0		NEUTRAL		0-0-0		0-0-0		0-0-0	
4-2-0	0-0-0	0-0-0		CONFERENCE		2-0-0		1-1-0		1-1-0	
4-0-0	0-0-0	0-0-0		HOME		2-0-0		1-0-0		1-0-0	
0-2-0	0-0-0	0-0-0		AWAY		0-0-0		0-1-0		0-1-0	
0-0-0	0-0-0	0-0-0		NEUTRAL		0-0-0		0-0-0		0-0-0	
RPI S	Opponent	Score		RPI S	Opponent	Score		RPI S	Opponent	Score	
13 H	Santa Clara	0	1	38 A	Pepperdine	1	3	93 H	Utah St.	1	0
								96 A	Cal St. Fullerton	0	1
								99 H	Boise St.	2	1
								142 A	San Diego St.	1	2
								148 H	UNLV	1	0
								149 A	UC Santa Barbara	0	2
								177 H	Cal St. Northridge	1	2
								214 A	UC Riverside	1	0
								217 A	Gonzaga	1	0
								226 A	New Mexico	0	1
								252 H	Nevada	3	1
								262 A	Sacramento St.	2	2
								282 A	Eastern Wash.	3	2
LAST 10 GAMES											
				99 H	Boise St.	2	1	142 A	San Diego St.	1	2
				93 H	Utah St.	1	0	38 A	Pepperdine	1	3
				148 H	UNLV	1	0	262 A	Sacramento St.	2	2
				252 H	Nevada	3	1	177 H	Cal St. Northridge	1	2
				226 A	New Mexico	0	1	214 A	UC Riverside	1	0

Non-Div. I Games:

Fresno St.



Average RPI Win: 224		WON-LOST	WINNING	LAST 10	STRENGTH OF		OPP. STRENGTH	TEAM	ADJ	CONF.	ADJ CONF.
Average RPI Loss: 123		RECORD	PCT. RANK	GAMES	SCHEDULE		OF SCHEDULE	RPI	RPI	RPI	RPI
DIV. I ONLY		7-4-3	.60714	100	4-4-2		234	207	156	.49587	157
DIV. I NON-CONF.		4-2-3	.61111	105	1-2-2		273	206	181	.47807	184
TOTALS		RPI 1-25	RPI 26-50		W-L RECORDS		RPI 51-100		RPI 101-150		RPI 150+
7-4-3	0-0-0	0-0-0		OVERALL		1-1-0		0-2-1		6-1-2	
3-3-2	0-0-0	0-0-0		HOME		0-1-0		0-1-1		3-1-1	
4-1-1	0-0-0	0-0-0		AWAY		1-0-0		0-1-0		3-0-1	
0-0-0	0-0-0	0-0-0		NEUTRAL		0-0-0		0-0-0		0-0-0	
4-2-3	0-0-0	0-0-0		NON-CONFERENCE		1-1-0		0-0-1		3-1-2	
2-2-2	0-0-0	0-0-0		HOME		0-1-0		0-0-1		2-1-1	
2-0-1	0-0-0	0-0-		AWAY		1-0-0		0-0-0		1-0-1	
0-0-0	0-0-0	0-0-0		NEUTRAL		0-0-0		0-0-0		0-0-0	
3-2-0	0-0-0	0-0-0		CONFERENCE		0-0-0		0-2-0		3-0-0	
1-1-0	0-0-0	0-0-0		HOME		0-0-0		0-1-0		1-0-0	
2-1-0	0-0-0	0-0-0		AWAY		0-0-0		0-1-0		2-0-0	
0-0-0	0-0-0	0-0-0		NEUTRAL		0-0-0		0-0-0		0-0-0	
RPI S	Opponent	Score	RPI S	Opponent	Score	RPI S	Opponent	Score	RPI S	Opponent	Score
						78 A	Long Beach St.	1 0	109 H	Weber St.	1 2
						88 H	UTEP	3 4	136 A	Portland St.	1 2
									148 H	UNLV	0 0
									158 H	Hawaii	0 1
									184 H	Idaho St.	2 1
									214 A	UC Riverside	1 1
									215 A	Southern Utah	3 2
									223 H	Lamar	3 2
									262 A	Sacramento St.	3 0
									295 A	Bakersfield	1 0
									303 H	Colorado St.	1 1
									311 H	Grand Canyon	1 0
LAST 10 GAMES											
						136 A	Portland St.	1 2	158 H	Hawaii	0 1
						262 A	Sacramento St.	3 0	88 H	UTEP	3 4
						109 H	Weber St.	1 2	303 H	Colorado St.	1 1
						184 H	Idaho St.	2 1	311 H	Grand Canyon	1 0
						215 A	Southern Utah	3 2	148 H	UNLV	0 0

Non-Div. I Games:

Northern Ariz.



Average RPI Win: 145		WON-LOST	WINNING	LAST 10	STRENGTH OF	OPP. STRENGTH	TEAM	ADJ	CONF.	ADJ CONF.									
Average RPI Loss: 120		RECORD	PCT. RANK	GAMES	SCHEDULE	OF SCHEDULE	RPI	RPI	RPI	RPI									
DIV. I ONLY		5-7-0	.41667	209	2-3-0	111	109	158	.49576	158	11	11							
DIV. I NON-CONF.		4-4-0	.5	147	1-0-0	106	59	120	.52674	121	10	10							
<hr/>																			
TOTALS		RPI 1-25		RPI 26-50		W-L RECORDS		RPI 51-100		RPI 101-150		RPI 150+							
5-7-0		0-1-0		0-0-0		OVERALL		1-2-0		2-2-0		2-2-0							
2-4-0		0-1-0		0-0-0		HOME		0-0-0		1-2-0		1-1-0							
3-3-0		0-0-0		0-0-0		AWAY		1-2-0		1-0-0		1-1-0							
0-0-0		0-0-0		0-0-0		NEUTRAL		0-0-0		0-0-0		0-0-0							
4-4-0		0-1-0		0-0-0		NON-CONFERENCE		1-1-0		1-2-0		2-0-0							
1-3-0		0-1-0		0-0-0		HOME		0-0-0		0-2-0		1-0-0							
3-1-0		0-0-0		0-0-		AWAY		1-1-0		1-0-0		1-0-0							
0-0-0		0-0-0		0-0-0		NEUTRAL		0-0-0		0-0-0		0-0-0							
1-3-0		0-0-0		0-0-0		CONFERENCE		0-1-0		1-0-0		0-2-0							
1-1-0		0-0-0		0-0-0		HOME		0-0-0		1-0-0		0-1-0							
0-2-0		0-0-0		0-0-0		AWAY		0-1-0		0-0-0		0-1-0							
0-0-0		0-0-0		0-0-0		NEUTRAL		0-0-0		0-0-0		0-0-0							
RPI	S	Opponent		Score		RPI	S	Opponent		Score		RPI	S	Opponent		Score			
12	H	UCF		0 2								95	A	Oregon		1 0			
												96	A	Cal St. Fullerton		1 2			
												100	A	Arizona		1 4			
												116	H	UNC Greensboro		0 1			
												136	H	Portland St.		0 2			
												139	A	Oregon St.		1 0			
												149	H	UC Santa Barbara		1 0			
												157	A	Northern Ariz.		1 0			
												165	H	Cal Poly		2 3			
												184	H	Idaho St.		4 1			
												214	A	UC Riverside		0 2			
<hr/>																			
LAST 10 GAMES																			
165 H Cal Poly						2		3		100 A Arizona						1		4	
149 H UC Santa Barbara						1		0		136 H Portland St.						0		2	
214 A UC Riverside						0		2		184 H Idaho St.						4		1	
96 A Cal St. Fullerton						1		2		139 A Oregon St.						1		0	
157 A Northern Ariz.						1		0		95 A Oregon						1		0	

Non-Div. I Games: Hawaii Pacific 1 0

Hawaii



Average RPI Win:		193	WON-LOST	WINNING	LAST 10	STRENGTH OF		OPP. STRENGTH	TEAM	ADJ	CONF.	ADJ CONF.
Average RPI Loss:		84	RECORD	PCT. RANK	GAMES	SCHEDULE		OF SCHEDULE	RPI	RPI	RPI	RPI
DIV. I ONLY		5-7-2		.42857	200	2-6-2		135	85	161	.49499	159
DIV. I NON-CONF.		5-4-2		.54545	146	2-3-2		138	84	122	.52334	122
TOTALS		RPI 1-25		RPI 26-50		W-L RECORDS		RPI 51-100		RPI 101-150		RPI 150+
5-7-2		0-2-0		0-1-0		OVERALL		0-2-1		2-0-1		3-2-0
4-4-0		0-1-0		0-1-0		HOME		0-1-0		1-0-0		3-1-0
1-2-2		0-0-0		0-0-0		AWAY		0-1-1		1-0-1		0-1-0
0-1-0		0-1-0		0-0-0		NEUTRAL		0-0-0		0-0-0		0-0-0
5-4-2		0-2-0		0-0-0		NON-CONFERENCE		0-1-1		2-0-1		3-1-0
4-2-0		0-1-0		0-0-0		HOME		0-0-0		1-0-0		3-1-0
1-1-2		0-0-0		0-0-		AWAY		0-1-1		1-0-1		0-0-0
0-1-0		0-1-0		0-0-0		NEUTRAL		0-0-0		0-0-0		0-0-0
0-3-0		0-0-0		0-1-0		CONFERENCE		0-1-0		0-0-0		0-1-0
0-2-0		0-0-0		0-1-0		HOME		0-1-0		0-0-0		0-0-0
0-1-0		0-0-0		0-0-0		AWAY		0-0-0		0-0-0		0-1-0
0-0-0		0-0-0		0-0-0		NEUTRAL		0-0-0		0-0-0		0-0-0
RPI S	Opponent	Score	RPI S	Opponent	Score	RPI S	Opponent	Score	RPI S	Opponent	Score	
17 N	Nebraska	0 3	33 H	BYU	0 2	78 A	Long Beach St.	0 1	117 H	Harvard	1 0	
23 H	California	0 3				87 H	San Diego	0 1	129 A	Kansas	1 0	
						95 A	Oregon	1 1	136 A	Portland St.	0 0	
									161 A	St. Mary's (CA)	0 1	
									174 H	UC Davis	1 0	
									191 H	Detroit	0 1	
									252 H	Nevada	2 0	
									292 H	San Jose St.	2 1	
LAST 10 GAMES												
	87 H San Diego	0 1		136 A Portland St.	0 0							
	33 H BYU	0 2		95 A Oregon	1 1							
	161 A St. Mary's (CA)	0 1		129 A Kansas	1 0							
	23 H California	0 3		17 N Nebraska	0 3							
	78 A Long Beach St.	0 1		117 H Harvard	1 0							

Non-Div. I Games:

San Francisco



Average RPI Win: 263		WON-LOST	WINNING	LAST 10	STRENGTH OF		OPP. STRENGTH	TEAM	ADJ	CONF.	ADJ CONF.
Average RPI Loss: 132		RECORD	PCT. RANK	GAMES	SCHEDULE		OF SCHEDULE	RPI	RPI	RPI	RPI
DIV. I ONLY		6-3-3	.625	89	6-2-2		253	214	159	.49495	160
DIV. I NON-CONF.		4-2-1	.64286	93	4-1-0		304	267	209	.46539	208
TOTALS		RPI 1-25	RPI 26-50		W-L RECORDS		RPI 51-100		RPI 101-150		RPI 150+
6-3-3		0-0-0	0-0-0		OVERALL		0-1-0		0-0-2		6-2-1
4-1-1		0-0-0	0-0-0		HOME		0-0-0		0-0-1		4-1-0
2-2-2		0-0-0	0-0-0		AWAY		0-1-0		0-0-1		2-1-1
0-0-0		0-0-0	0-0-0		NEUTRAL		0-0-0		0-0-0		0-0-0
4-2-1		0-0-0	0-0-0		NON-CONFERENCE		0-0-0		0-0-0		4-2-1
2-1-0		0-0-0	0-0-0		HOME		0-0-0		0-0-0		2-1-0
2-1-1		0-0-0	0-0-		AWAY		0-0-0		0-0-0		2-1-1
0-0-0		0-0-0	0-0-0		NEUTRAL		0-0-0		0-0-0		0-0-0
2-1-2		0-0-0	0-0-0		CONFERENCE		0-1-0		0-0-2		2-0-0
2-0-1		0-0-0	0-0-0		HOME		0-0-0		0-0-1		2-0-0
0-1-1		0-0-0	0-0-0		AWAY		0-1-0		0-0-1		0-0-0
0-0-0		0-0-0	0-0-0		NEUTRAL		0-0-0		0-0-0		0-0-0
RPI S	Opponent	Score	RPI S	Opponent	Score	RPI S	Opponent	Score	RPI S	Opponent	Score
						61 A	Samford	1 2	107 A	Elon	1 1
									116 H	UNC Greensboro	0 0
									153 A	Winthrop	0 1
									181 A	Presbyterian	2 1
									183 H	Coastal Caro.	0 2
									224 H	Citadel	2 0
									253 H	UNC Asheville	1 0
									264 A	USC Upstate	0 0
									283 H	Chattanooga	5 1
									315 A	Gardner-Webb	2 1
									321 H	Francis Marion	3 0
LAST 10 GAMES											
						116 H	UNC Greensboro	0 0	321 H	Francis Marion	3 0
						107 A	Elon	1 1	315 A	Gardner-Webb	2 1
						283 H	Chattanooga	5 1	181 A	Presbyterian	2 1
						61 A	Samford	1 2	253 H	UNC Asheville	1 0
						224 H	Citadel	2 0	183 H	Coastal Caro.	0 2

Non-Div. I Games:

Wofford



Average RPI Win:		211	WON-LOST RECORD		WINNING PCT. RANK		LAST 10 GAMES		STRENGTH OF SCHEDULE		OPP. STRENGTH OF SCHEDULE		TEAM RPI		ADJ RPI		CONF. RPI		ADJ CONF. RPI						
DIV. I ONLY			5-8-0		.38462 225		4-6-0		93		111		162		.49441 161		8		8						
DIV. I NON-CONF.			4-7-0		.36364 239		3-5-0		53		95		136		.51079 136		8		8						
TOTALS		RPI 1-25		RPI 26-50		W-L RECORDS		RPI 51-100		RPI 101-150		RPI 150+													
5-8-0		0-4-0		0-1-0		OVERALL		0-0-0		0-1-0		5-2-0													
4-2-0		0-0-0		0-0-0		HOME		0-0-0		0-0-0		4-2-0													
0-6-0		0-4-0		0-1-0		AWAY		0-0-0		0-1-0		0-0-0													
1-0-0		0-0-0		0-0-0		NEUTRAL		0-0-0		0-0-0		1-0-0													
4-7-0		0-4-0		0-1-0		NON-CONFERENCE		0-0-0		0-1-0		4-1-0													
3-1-0		0-0-0		0-0-0		HOME		0-0-0		0-0-0		3-1-0													
0-6-0		0-4-0		0-0-		AWAY		0-0-0		0-1-0		0-0-0													
1-0-0		0-0-0		0-0-0		NEUTRAL		0-0-0		0-0-0		1-0-0													
1-1-0		0-0-0		0-0-0		CONFERENCE		0-0-0		0-0-0		1-1-0													
1-1-0		0-0-0		0-0-0		HOME		0-0-0		0-0-0		1-1-0													
0-0-0		0-0-0		0-0-0		AWAY		0-0-0		0-0-0		0-0-0													
0-0-0		0-0-0		0-0-0		NEUTRAL		0-0-0		0-0-0		0-0-0													
RPI	S	Opponent		Score		RPI	S	Opponent		Score		RPI	S	Opponent		Score									
4	A	Marquette		0	3	26	A	Colorado		0	2			142	A	San Diego St.		0	1						
14	A	Denver		0	2									159	H	San Francisco		1	0						
15	A	Stanford		0	5									165	H	Cal Poly		2	1						
23	A	California		2	4									193	N	Loyola Chicago		3	0						
														226	H	New Mexico		1	0						
														236	H	Lehigh		0	2						
														287	H	Pacific		0	1						
														311	H	Grand Canyon		3	0						
						LAST 10 GAMES																			
						287 H Pacific						0	1	236 H Lehigh						0	2				
						159 H San Francisco						1	0	226 H New Mexico						1	0				
						165 H Cal Poly						2	1	193 N Loyola Chicago						3	0				
						23 A California						2	4	4 A Marquette						0	3				
						15 A Stanford						0	5	26 A Colorado						0	2				

Non-Div. I Games:

St. Mary's (CA)



Average RPI Win: 240		WON-LOST	WINNING	LAST 10	STRENGTH OF		OPP. STRENGTH	TEAM	ADJ	CONF.	ADJ CONF.				
Average RPI Loss: 190		RECORD	PCT. RANK	GAMES	SCHEDULE		OF SCHEDULE	RPI	RPI	RPI	RPI				
DIV. I ONLY		7-4-2	.61538	92	5-3-2		227	286	163	.49434	162	26	26		
DIV. I NON-CONF.		5-3-1	.61111	105	3-2-1		213	285	152	.49648	152	25	25		
TOTALS		RPI 1-25	RPI 26-50		W-L RECORDS		RPI 51-100		RPI 101-150		RPI 150+				
7-4-2		0-0-0	0-0-0		OVERALL		0-0-0		0-1-0		7-3-2				
2-1-1		0-0-0	0-0-0		HOME		0-0-0		0-0-0		2-1-1				
5-3-1		0-0-0	0-0-0		AWAY		0-0-0		0-1-0		5-2-1				
0-0-0		0-0-0	0-0-0		NEUTRAL		0-0-0		0-0-0		0-0-0				
5-3-1		0-0-0	0-0-0		NON-CONFERENCE		0-0-0		0-1-0		5-2-1				
2-0-1		0-0-0	0-0-0		HOME		0-0-0		0-0-0		2-0-1				
3-3-0		0-0-0	0-0-		AWAY		0-0-0		0-1-0		3-2-0				
0-0-0		0-0-0	0-0-0		NEUTRAL		0-0-0		0-0-0		0-0-0				
2-1-1		0-0-0	0-0-0		CONFERENCE		0-0-0		0-0-0		2-1-1				
0-1-0		0-0-0	0-0-0		HOME		0-0-0		0-0-0		0-1-0				
2-0-1		0-0-0	0-0-0		AWAY		0-0-0		0-0-0		2-0-1				
0-0-0		0-0-0	0-0-0		NEUTRAL		0-0-0		0-0-0		0-0-0				
RPI	S	Opponent	Score	RPI	S	Opponent	Score	RPI	S	Opponent	Score				
								146	A	Cornell	0 2				
								173	A	Maine	3 2				
								185	H	UMBC	0 1				
								188	H	Lafayette	2 0				
								199	A	Army	1 0				
								212	A	Temple	0 2				
								218	A	Siena	1 2				
								243	H	Marist	1 1				
								248	A	Iona	1 0				
								250	A	New Hampshire	0 0				
								284	A	Manhattan	1 0				
								285	H	Niagara	3 1				
								305	A	Albany (NY)	2 0				
LAST 10 GAMES															
						173	A	Maine	3	2	146	A	Cornell	0	2
						305	A	Albany (NY)	2	0	243	H	Marist	1	1
						185	H	UMBC	0	1	212	A	Temple	0	2
						250	A	New Hampshire	0	0	285	H	Niagara	3	1
						199	A	Army	1	0	188	H	Lafayette	2	0

Non-Div. I Games:

Binghamton



Average RPI Win: 241		WON-LOST RECORD		WINNING PCT. RANK		LAST 10 GAMES		STRENGTH OF SCHEDULE		OPP. STRENGTH OF SCHEDULE		TEAM RPI		ADJ RPI		CONF. RPI		ADJ CONF. RPI	
Average RPI Loss: 94																			
DIV. I ONLY		6-7-1		.46429 175		5-4-1		160		115		167		.49369 163		17		17	
DIV. I NON-CONF.		4-5-1		.45 184		3-2-1		123		58		139		.50756 139		17		17	
TOTALS		RPI 1-25		RPI 26-50		W-L RECORDS		RPI 51-100		RPI 101-150		RPI 150+							
6-7-1		0-3-0		0-0-0		OVERALL		0-0-1		1-3-0		5-1-0							
5-1-0		0-0-0		0-0-0		HOME		0-0-0		1-1-0		4-0-0							
1-5-1		0-2-0		0-0-0		AWAY		0-0-1		0-2-0		1-1-0							
0-1-0		0-1-0		0-0-0		NEUTRAL		0-0-0		0-0-0		0-0-0							
4-5-1		0-3-0		0-0-0		NON-CONFERENCE		0-0-1		1-2-0		3-0-0							
3-1-0		0-0-0		0-0-0		HOME		0-0-0		1-1-0		2-0-0							
1-3-1		0-2-0		0-0-		AWAY		0-0-1		0-1-0		1-0-0							
0-1-0		0-1-0		0-0-0		NEUTRAL		0-0-0		0-0-0		0-0-0							
2-2-0		0-0-0		0-0-0		CONFERENCE		0-0-0		0-1-0		2-1-0							
2-0-0		0-0-0		0-0-0		HOME		0-0-0		0-0-0		2-0-0							
0-2-0		0-0-0		0-0-0		AWAY		0-0-0		0-1-0		0-1-0							
0-0-0		0-0-0		0-0-0		NEUTRAL		0-0-0		0-0-0		0-0-0							
RPI	S	Opponent		Score		RPI	S	Opponent		Score		RPI	S	Opponent		Score			
4	N	Marquette		1	4							115	A	Wright St.		1	2		
10	A	Michigan		1	6							128	A	Northwestern		0	2		
19	A	Notre Dame		0	4							140	H	Saint Francis (PA)		1	3		
												145	H	Western Mich.		2	0		
												155	H	Valparaiso		2	0		
												240	H	IPFW		3	0		
												242	A	Green Bay		0	2		
												290	H	Northern Ky.		2	1		
												300	A	Eastern Ill.		5	1		
												316	H	Youngstown St.		2	0		
LAST 10 GAMES																			
						316	H	Youngstown St.		2	0	240	H	IPFW		3	0		
						155	H	Valparaiso		2	0	128	A	Northwestern		0	2		
						115	A	Wright St.		1	2	290	H	Northern Ky.		2	1		
						140	H	Saint Francis (PA)		1	3	145	H	Western Mich.		2	0		
						242	A	Green Bay		0	2	75	A	Michigan St.		1	1		

Non-Div. I Games:

Oakland



Average RPI Win:	230	WON-LOST RECORD	WINNING PCT. RANK	LAST 10 GAMES	STRENGTH OF SCHEDULE	OPP. STRENGTH OF SCHEDULE	TEAM RPI	ADJ RPI	CONF. RPI	ADJ CONF. RPI							
DIV. I ONLY		5-5-3	.5	142	4-5-1	150	217	165	.49324	164	15	15					
DIV. I NON-CONF.		4-4-2	.5	147	3-4-0	129	239	147	.50035	147	14	14					
<hr/>																	
TOTALS	RPI 1-25	RPI 26-50		W-L RECORDS		RPI 51-100		RPI 101-150		RPI 150+							
5-5-3	0-0-0	0-0-0		OVERALL		0-1-0		0-3-0		5-1-3							
2-5-2	0-0-0	0-0-0		HOME		0-1-0		0-3-0		2-1-2							
3-0-1	0-0-0	0-0-0		AWAY		0-0-0		0-0-0		3-0-1							
0-0-0	0-0-0	0-0-0		NEUTRAL		0-0-0		0-0-0		0-0-0							
<hr/>																	
4-4-2	0-0-0	0-0-0		NON-CONFERENCE		0-1-0		0-3-0		4-0-2							
2-4-2	0-0-0	0-0-0		HOME		0-1-0		0-3-0		2-0-2							
2-0-0	0-0-0	0-0-		AWAY		0-0-0		0-0-0		2-0-0							
0-0-0	0-0-0	0-0-0		NEUTRAL		0-0-0		0-0-0		0-0-0							
<hr/>																	
1-1-1	0-0-0	0-0-0		CONFERENCE		0-0-0		0-0-0		1-1-1							
0-1-0	0-0-0	0-0-0		HOME		0-0-0		0-0-0		0-1-0							
1-0-1	0-0-0	0-0-0		AWAY		0-0-0		0-0-0		1-0-1							
0-0-0	0-0-0	0-0-0		NEUTRAL		0-0-0		0-0-0		0-0-0							
<hr/>																	
RPI	S	Opponent	Score	RPI	S	Opponent	Score	RPI	S	Opponent	Score						
								83	H	Penn	0	1					
								101	H	Liberty	0	3					
								104	H	Princeton	0	1					
								127	H	Hofstra	0	2					
								168	H	Longwood	5	1					
								171	H	Massachusetts	1	2					
								172	A	George Washington	2	0					
								185	H	UMBC	0	0					
								202	H	Hartford	0	0					
								227	A	Fordham	1	1					
								249	A	Quinnipiac	3	2					
								279	A	LIU Brooklyn	1	0					
								281	H	Loyola Maryland	1	0					
								LAST 10 GAMES									
								172	A	George Washington	2	0	83	H	Penn	0	1
								227	A	Fordham	1	1	281	H	Loyola Maryland	1	0
								171	H	Massachusetts	1	2	101	H	Liberty	0	3
								127	H	Hofstra	0	2	168	H	Longwood	5	1
								104	H	Princeton	0	1	249	A	Quinnipiac	3	2

Non-Div. I Games:

Saint Joseph's



Average RPI Win:	210	WON-LOST	WINNING	LAST 10	STRENGTH OF	OPP. STRENGTH	TEAM	ADJ	CONF.	ADJ CONF.			
Average RPI Loss:	83	RECORD	PCT. RANK	GAMES	SCHEDULE	OF SCHEDULE	RPI	RPI	RPI	RPI			
DIV. I ONLY	7-7-0	.5	142	3-7-0	193	102	166	.49314	165	11	11		
DIV. I NON-CONF.	4-6-0	.4	216	0-6-0	221	113	219	.45897	218	10	10		
<hr/>													
TOTALS	RPI 1-25	RPI 26-50		W-L RECORDS		RPI 51-100		RPI 101-150		RPI 150+			
7-7-0	0-1-0	0-0-0		OVERALL		1-4-0		0-1-0		6-1-0			
4-1-0	0-0-0	0-0-0		HOME		1-1-0		0-0-0		3-0-0			
3-6-0	0-1-0	0-0-0		AWAY		0-3-0		0-1-0		3-1-0			
0-0-0	0-0-0	0-0-0		NEUTRAL		0-0-0		0-0-0		0-0-0			
<hr/>													
4-6-0	0-1-0	0-0-0		NON-CONFERENCE		0-3-0		0-1-0		4-1-0			
3-0-0	0-0-0	0-0-0		HOME		0-0-0		0-0-0		3-0-0			
1-6-0	0-1-0	0-0-		AWAY		0-3-0		0-1-0		1-1-0			
0-0-0	0-0-0	0-0-0		NEUTRAL		0-0-0		0-0-0		0-0-0			
<hr/>													
3-1-0	0-0-0	0-0-0		CONFERENCE		1-1-0		0-0-0		2-0-0			
1-1-0	0-0-0	0-0-0		HOME		1-1-0		0-0-0		0-0-0			
2-0-0	0-0-0	0-0-0		AWAY		0-0-0		0-0-0		2-0-0			
0-0-0	0-0-0	0-0-0		NEUTRAL		0-0-0		0-0-0		0-0-0			
<hr/>													
RPI S	Opponent	Score		RPI S	Opponent	Score		RPI S	Opponent	Score			
13 A	Santa Clara	0	4			51 A	Baylor	0	4	139 A	Oregon St.	0	3
						53 A	Texas A&M	0	4	158 A	Hawaii	3	2
						72 H	UC Irvine	3	4	161 A	St. Mary's (CA)	1	2
						78 H	Long Beach St.	2	0	177 A	Cal St. Northridge	1	0
						91 A	Seattle	0	4	211 H	Loyola Marymount	3	0
										262 H	Sacramento St.	4	0
										292 H	San Jose St.	3	0
										295 A	Bakersfield	5	2
<hr/>													
LAST 10 GAMES													
158 A Hawaii				3	2	161 A St. Mary's (CA)				1	2		
177 A Cal St. Northridge				1	0	91 A Seattle				0	4		
72 H UC Irvine				3	4	139 A Oregon St.				0	3		
78 H Long Beach St.				2	0	53 A Texas A&M				0	4		
13 A Santa Clara				0	4	51 A Baylor				0	4		

**Non-Div. I Games:**

Cal Poly



Average RPI Win:	263	WON-LOST	WINNING	LAST 10	STRENGTH OF	OPP. STRENGTH	TEAM	ADJ	CONF.	ADJ CONF.	
Average RPI Loss:	113	RECORD	PCT. RANK	GAMES	SCHEDULE	OF SCHEDULE	RPI	RPI	RPI	RPI	
DIV. I ONLY	7-5-2	.57143	116	7-3-0	179	299	160	.49271	166	19	19
DIV. I NON-CONF.	3-4-2	.44444	190	3-2-0	150	319	203	.4668	206	22	21
<hr/>											
TOTALS	RPI 1-25	RPI 26-50		W-L RECORDS	RPI 51-100		RPI 101-150		RPI 150+		
7-5-2	0-0-0	0-1-0		OVERALL	0-1-0		0-2-0		7-1-2		
5-3-2	0-0-0	0-0-0		HOME	0-0-0		0-2-0		5-1-2		
2-2-0	0-0-0	0-1-0		AWAY	0-1-0		0-0-0		2-0-0		
0-0-0	0-0-0	0-0-0		NEUTRAL	0-0-0		0-0-0		0-0-0		
<hr/>											
3-4-2	0-0-0	0-1-0		NON-CONFERENCE	0-0-0		0-2-0		3-1-2		
3-3-2	0-0-0	0-0-0		HOME	0-0-0		0-2-0		3-1-2		
0-1-0	0-0-0	0-0-		AWAY	0-0-0		0-0-0		0-0-0		
0-0-0	0-0-0	0-0-0		NEUTRAL	0-0-0		0-0-0		0-0-0		
<hr/>											
4-1-0	0-0-0	0-0-0		CONFERENCE	0-1-0		0-0-0		4-0-0		
2-0-0	0-0-0	0-0-0		HOME	0-0-0		0-0-0		2-0-0		
2-1-0	0-0-0	0-0-0		AWAY	0-1-0		0-0-0		2-0-0		
0-0-0	0-0-0	0-0-0		NEUTRAL	0-0-0		0-0-0		0-0-0		
<hr/>											
RPI S	Opponent	Score	RPI S	Opponent	Score	RPI S	Opponent	Score	RPI S	Opponent	Score
			37 A	Ole Miss	0 4	77 A	Western Ky.	0 2	121 H	Southeastern La.	1 2
									124 H	Nicholls St.	1 2
									206 H	Louisiana Tech	2 3
									220 H	Arkansas St.	1 0
									228 H	Northwestern St.	5 0
									234 A	Georgia St.	3 0
									269 H	UALR	2 1
									270 A	La.-Monroe	2 0
									307 H	Southern U.	1 1
									308 H	Mississippi Val.	3 0
									310 H	Jacksonville St.	1 1
									313 H	Prairie View	5 1
<hr/>											
LAST 10 GAMES											
			220 H	Arkansas St.	1 0	308 H	Mississippi Val.	3 0			
			269 H	UALR	2 1	313 H	Prairie View	5 1			
			270 A	La.-Monroe	2 0	124 H	Nicholls St.	1 2			
			77 A	Western Ky.	0 2	206 H	Louisiana Tech	2 3			
			234 A	Georgia St.	3 0	228 H	Northwestern St.	5 0			

Non-Div. I Games:

La.-Lafayette



Average RPI Win:	264	WON-LOST	WINNING	LAST 10	STRENGTH OF	OPP. STRENGTH	TEAM	ADJ	CONF.	ADJ CONF.	
Average RPI Loss:	145	RECORD	PCT. RANK	GAMES	SCHEDULE	OF SCHEDULE	RPI	RPI	RPI	RPI	
DIV. I ONLY	6-4-2	.58333	111	5-3-2	220	238	164	.49222	167	9	9
DIV. I NON-CONF.	6-2-1	.72222	58	5-1-1	303	260	169	.48478	170	11	11
<hr/>											
TOTALS	RPI 1-25	RPI 26-50		W-L RECORDS		RPI 51-100		RPI 101-150		RPI 150+	
6-4-2	0-0-0	0-0-0		OVERALL		0-2-1		0-1-0		6-1-1	
3-2-1	0-0-0	0-0-0		HOME		0-2-1		0-0-0		3-0-0	
3-1-1	0-0-0	0-0-0		AWAY		0-0-0		0-1-0		3-0-1	
0-1-0	0-0-0	0-0-0		NEUTRAL		0-0-0		0-0-0		0-1-0	
<hr/>											
6-2-1	0-0-0	0-0-0		NON-CONFERENCE		0-1-0		0-0-0		6-1-1	
3-1-0	0-0-0	0-0-0		HOME		0-1-0		0-0-0		3-0-0	
3-0-1	0-0-0	0-0-		AWAY		0-0-0		0-0-0		3-0-1	
0-1-0	0-0-0	0-0-0		NEUTRAL		0-0-0		0-0-0		0-1-0	
<hr/>											
0-2-1	0-0-0	0-0-0		CONFERENCE		0-1-1		0-1-0		0-0-0	
0-1-1	0-0-0	0-0-0		HOME		0-1-1		0-0-0		0-0-0	
0-1-0	0-0-0	0-0-0		AWAY		0-0-0		0-1-0		0-0-0	
0-0-0	0-0-0	0-0-0		NEUTRAL		0-0-0		0-0-0		0-0-0	
<hr/>											
RPI S	Opponent	Score	RPI S	Opponent	Score	RPI S	Opponent	Score	RPI S	Opponent	Score
						64 H Brown	0	0	146 A Cornell	0	2
						66 H Monmouth	0	2	175 H Fairleigh Dickinson	2	0
						83 H Penn	0	1	222 A North Florida	2	2
									267 H NJIT	2	0
									276 A Sacred Heart	1	0
									279 H LIU Brooklyn	3	0
									284 A Manhattan	3	2
									286 N Fla. Atlantic	1	2
									305 A Albany (NY)	3	0
						<hr/>					
			LAST 10 GAMES								
			83 H Penn	0	1	175 H Fairleigh Dickinson	2	0			
			267 H NJIT	2	0	305 A Albany (NY)	3	0			
			64 H Brown	0	0	222 A North Florida	2	2			
			279 H LIU Brooklyn	3	0	286 N Fla. Atlantic	1	2			
			146 A Cornell	0	2	276 A Sacred Heart	1	0			

Non-Div. I Games:

Columbia



Average RPI Win:	204	WON-LOST	WINNING	LAST 10	STRENGTH OF	OPP. STRENGTH	TEAM	ADJ	CONF.	ADJ CONF.			
Average RPI Loss:	116	RECORD	PCT. RANK	GAMES	SCHEDULE	OF SCHEDULE	RPI	RPI	RPI	RPI			
DIV. I ONLY		6-6-2	.5	142	6-4-0	169	194	168	.49102	168	25	25	
DIV. I NON-CONF.		1-5-2	.25	276	1-3-0	200	118	262	.42573	262	27	27	
<hr/>													
TOTALS	RPI 1-25	RPI 26-50		W-L RECORDS		RPI 51-100		RPI 101-150		RPI 150+			
6-6-2	0-0-0	0-1-0		OVERALL		0-2-0		2-1-0		4-2-2			
2-2-1	0-0-0	0-1-0		HOME		0-1-0		1-0-0		1-0-1			
3-4-1	0-0-0	0-0-0		AWAY		0-1-0		0-1-0		3-2-1			
1-0-0	0-0-0	0-0-0		NEUTRAL		0-0-0		1-0-0		0-0-0			
<hr/>													
1-5-2	0-0-0	0-1-0		NON-CONFERENCE		0-1-0		1-1-0		0-2-2			
0-1-1	0-0-0	0-1-0		HOME		0-0-0		0-0-0		0-0-1			
0-4-1	0-0-0	0-0-		AWAY		0-1-0		0-1-0		0-2-1			
1-0-0	0-0-0	0-0-0		NEUTRAL		0-0-0		1-0-0		0-0-0			
<hr/>													
5-1-0	0-0-0	0-0-0		CONFERENCE		0-1-0		1-0-0		4-0-0			
2-1-0	0-0-0	0-0-0		HOME		0-1-0		1-0-0		1-0-0			
3-0-0	0-0-0	0-0-0		AWAY		0-0-0		0-0-0		3-0-0			
0-0-0	0-0-0	0-0-0		NEUTRAL		0-0-0		0-0-0		0-0-0			
<hr/>													
RPI	S	Opponent	Score	RPI	S	Opponent	Score	RPI	S	Opponent	Score		
				36	H	James Madison	0 2	81	H	Radford	0 1		
								84	A	North Carolina St.	2 3		
										107	N	Elon	4 3
										123	A	Drexel	0 1
										144	H	High Point	4 2
										153	A	Winthrop	3 0
										164	A	Saint Joseph's	1 5
										183	H	Coastal Caro.	1 0
										187	A	Richmond	0 0
										210	A	UNC Wilmington	2 4
										298	H	Howard	0 0
										315	A	Gardner-Webb	3 0
										322	A	VMI	3 0
<hr/>													
				LAST 10 GAMES									
				315	A	Gardner-Webb	3 0	183	H	Coastal Caro.	1 0		
				144	H	High Point	4 2	36	H	James Madison	0 2		
				81	H	Radford	0 1	210	A	UNC Wilmington	2 4		
				322	A	VMI	3 0	107	N	Elon	4 3		
				153	A	Winthrop	3 0	123	A	Drexel	0 1		

**Non-Div. I Games:**

Longwood



Average RPI Win:	231	WON-LOST RECORD	WINNING PCT. RANK	LAST 10 GAMES	STRENGTH OF SCHEDULE	OPP. STRENGTH OF SCHEDULE	TEAM RPI	ADJ RPI	CONF. RPI	ADJ CONF. RPI		
DIV. I ONLY		4-9-1	.32143	263	4-6-0	56	159	170	.49083	169	22	22
DIV. I NON-CONF.		0-7-1	.0625	314	0-4-0	36	50	226	.45501	224	19	19
-----												
TOTALS	RPI 1-25	RPI 26-50		W-L RECORDS		RPI 51-100		RPI 101-150		RPI 150+		
4-9-1	0-2-0	0-3-0		OVERALL		0-1-0		0-2-0		4-1-1		
2-3-1	0-0-0	0-0-0		HOME		0-1-0		0-2-0		2-0-1		
2-4-0	0-2-0	0-1-0		AWAY		0-0-0		0-0-0		2-1-0		
0-2-0	0-0-0	0-2-0		NEUTRAL		0-0-0		0-0-0		0-0-0		
0-7-1	0-2-0	0-3-0		NON-CONFERENCE		0-1-0		0-0-0		0-1-1		
0-1-1	0-0-0	0-0-0		HOME		0-1-0		0-0-0		0-0-1		
0-4-0	0-2-0	0-0-		AWAY		0-0-0		0-0-0		0-1-0		
0-2-0	0-0-0	0-2-0		NEUTRAL		0-0-0		0-0-0		0-0-0		
4-2-0	0-0-0	0-0-0		CONFERENCE		0-0-0		0-2-0		4-0-0		
2-2-0	0-0-0	0-0-0		HOME		0-0-0		0-2-0		2-0-0		
2-0-0	0-0-0	0-0-0		AWAY		0-0-0		0-0-0		2-0-0		
0-0-0	0-0-0	0-0-0		NEUTRAL		0-0-0		0-0-0		0-0-0		
RPI S	Opponent	Score	RPI S	Opponent	Score	RPI S	Opponent	Score	RPI S	Opponent	Score	
20 A	West Virginia	0 4	42 A	Indiana	1 2	90 H	Dayton	0 1	132 H	Eastern Mich.	0 3	
25 A	Portland	0 1	45 N	Washington	0 2				145 H	Western Mich.	0 1	
			50 N	Ohio St.	0 2				154 A	Pittsburgh	0 1	
									186 A	Kent St.	1 0	
									191 H	Detroit	2 2	
									201 A	Ohio	2 1	
									246 H	Toledo	1 0	
									289 H	Northern Ill.	3 0	
-----												
LAST 10 GAMES												
			289 H	Northern Ill.	3 0		186 A	Kent St.	1 0			
			246 H	Toledo	1 0		90 H	Dayton	0 1			
			132 H	Eastern Mich.	0 3		42 A	Indiana	1 2			
			145 H	Western Mich.	0 1		50 N	Ohio St.	0 2			
			201 A	Ohio	2 1		45 N	Washington	0 2			

**Non-Div. I Games:**

Central Mich.



Average RPI Win:	208	WON-LOST	WINNING	LAST 10	STRENGTH OF	OPP. STRENGTH	TEAM	ADJ	CONF.	ADJ CONF.	
Average RPI Loss:	110	RECORD	PCT. RANK	GAMES	SCHEDULE	OF SCHEDULE	RPI	RPI	RPI	RPI	
DIV. I ONLY	4-9-2	.33333	255	3-5-2	53	200	171	.4907	170	15	15
DIV. I NON-CONF.	1-8-1	.15	301	0-4-1	15	196	175	.48296	174	14	14
<hr/>											
TOTALS	RPI 1-25	RPI 26-50		W-L RECORDS		RPI 51-100		RPI 101-150		RPI 150+	
4-9-2	0-0-0	0-2-0		OVERALL		0-2-0		1-2-0		3-3-2	
3-5-2	0-0-0	0-1-0		HOME		0-1-0		1-1-0		2-2-2	
1-4-0	0-0-0	0-1-0		AWAY		0-1-0		0-1-0		1-1-0	
0-0-0	0-0-0	0-0-0		NEUTRAL		0-0-0		0-0-0		0-0-0	
<hr/>											
1-8-1	0-0-0	0-2-0		NON-CONFERENCE		0-2-0		1-2-0		0-2-1	
1-5-1	0-0-0	0-1-0		HOME		0-1-0		1-1-0		0-2-1	
0-3-0	0-0-0	0-0-		AWAY		0-1-0		0-1-0		0-0-0	
0-0-0	0-0-0	0-0-0		NEUTRAL		0-0-0		0-0-0		0-0-0	
<hr/>											
3-1-1	0-0-0	0-0-0		CONFERENCE		0-0-0		0-0-0		3-1-1	
2-0-1	0-0-0	0-0-0		HOME		0-0-0		0-0-0		2-0-1	
1-1-0	0-0-0	0-0-0		AWAY		0-0-0		0-0-0		1-1-0	
0-0-0	0-0-0	0-0-0		NEUTRAL		0-0-0		0-0-0		0-0-0	
<hr/>											
RPI	S	Opponent	Score	RPI	S	Opponent	Score	RPI	S	Opponent	Score
				35	A	Arkansas	0 2	56	H	DePaul	0 4
				37	H	Ole Miss	0 2	57	A	Iowa	2 3
										103	A Illinois St.
										130	H Iowa St.
										145	H Western Mich.
										171	H Massachusetts
										180	H UT Martin
										187	A Richmond
										189	H Evansville
										190	A George Mason
										205	H SIU Edwardsville
										221	H Duquesne
										277	H St. Bonaventure
				LAST 10 GAMES							
				171	H	Massachusetts	1 1	130	H	Iowa St.	0 2
				221	H	Duquesne	3 0	180	H	UT Martin	0 1
				190	A	George Mason	0 1	103	A	Illinois St.	1 4
				187	A	Richmond	1 0	57	A	Iowa	2 3
				277	H	St. Bonaventure	3 2	189	H	Evansville	1 1

Non-Div. I Games:

Saint Louis



Average RPI Win:	214	WON-LOST RECORD	WINNING PCT. RANK	LAST 10 GAMES	STRENGTH OF SCHEDULE	OPP. STRENGTH OF SCHEDULE	TEAM RPI	ADJ RPI	CONF. RPI	ADJ CONF. RPI			
DIV. I ONLY		5-7-2	.42857	200	5-4-1	125	139	172	.49032	171	15	15	
DIV. I NON-CONF.		4-5-1	.45	184	4-2-0	142	176	163	.49014	161	14	14	
<hr/>													
TOTALS	RPI 1-25		RPI 26-50		W-L RECORDS		RPI 51-100		RPI 101-150		RPI 150+		
5-7-2	0-0-0		0-0-0		OVERALL		0-5-0		0-0-1		5-2-1		
2-5-0	0-0-0		0-0-0		HOME		0-4-0		0-0-0		2-1-0		
2-2-2	0-0-0		0-0-0		AWAY		0-1-0		0-0-1		2-1-1		
1-0-0	0-0-0		0-0-0		NEUTRAL		0-0-0		0-0-0		1-0-0		
4-5-1	0-0-0		0-0-0		NON-CONFERENCE		0-3-0		0-0-1		4-2-0		
2-3-0	0-0-0		0-0-0		HOME		0-2-0		0-0-0		2-1-0		
1-2-1	0-0-0		0-0-		AWAY		0-1-0		0-0-1		1-1-0		
1-0-0	0-0-0		0-0-0		NEUTRAL		0-0-0		0-0-0		1-0-0		
1-2-1	0-0-0		0-0-0		CONFERENCE		0-2-0		0-0-0		1-0-1		
0-2-0	0-0-0		0-0-0		HOME		0-2-0		0-0-0		0-0-0		
1-0-1	0-0-0		0-0-0		AWAY		0-0-0		0-0-0		1-0-1		
0-0-0	0-0-0		0-0-0		NEUTRAL		0-0-0		0-0-0		0-0-0		
RPI	S	Opponent	Score	RPI	S	Opponent	Score	RPI	S	Opponent	Score		
						53 A	Texas A&M	1	3	150 A	Providence	1	1
						55 H	St. John's (NY)	0	1	164 A	Saint Joseph's	2	1
						64 H	Brown	1	2	170 A	Saint Louis	1	1
						67 H	VCU	0	1	176 H	Northeastern	2	1
						90 H	Dayton	0	1	199 H	Army	0	2
										218 A	Siena	3	4
										223 N	Lamar	2	1
										250 A	New Hampshire	1	0
										257 H	Bryant	1	0

Non-Div. I Games:

Massachusetts



Average RPI Win:	225	WON-LOST	WINNING	LAST 10	STRENGTH OF	OPP. STRENGTH	TEAM	ADJ	CONF.	ADJ CONF.	
Average RPI Loss:	103	RECORD	PCT. RANK	GAMES	SCHEDULE	OF SCHEDULE	RPI	RPI	RPI	RPI	
DIV. I ONLY	5-3-3	.59091	110	2-1-1	260	161	169	.49008	172	15	15
DIV. I NON-CONF.	3-2-3	.5625	130	0-0-1	287	142	205	.46707	205	14	14
<hr/>											
TOTALS	RPI 1-25	RPI 26-50		W-L RECORDS	RPI 51-100		RPI 101-150		RPI 150+		
5-3-3	0-1-0	0-0-0		OVERALL	1-0-0		0-1-0		4-1-3		
1-3-1	0-1-0	0-0-0		HOME	1-0-0		0-1-0		0-1-1		
4-0-2	0-0-0	0-0-0		AWAY	0-0-0		0-0-0		4-0-1		
0-0-0	0-0-0	0-0-0		NEUTRAL	0-0-0		0-0-0		0-0-0		
<hr/>											
3-2-3	0-1-0	0-0-0		NON-CONFERENCE	0-0-0		0-1-0		3-0-3		
0-2-1	0-1-0	0-0-0		HOME	0-0-0		0-1-0		0-0-1		
3-0-2	0-0-0	0-0-		AWAY	0-0-0		0-0-0		3-0-2		
0-0-0	0-0-0	0-0-0		NEUTRAL	0-0-0		0-0-0		0-0-0		
<hr/>											
2-1-0	0-0-0	0-0-0		CONFERENCE	1-0-0		0-0-0		1-1-0		
1-1-0	0-0-0	0-0-0		HOME	1-0-0		0-0-0		0-1-0		
1-0-0	0-0-0	0-0-0		AWAY	0-0-0		0-0-0		1-0-0		
0-0-0	0-0-0	0-0-0		NEUTRAL	0-0-0		0-0-0		0-0-0		
<hr/>											
RPI S	Opponent	Score	RPI S	Opponent	Score	RPI S	Opponent	Score	RPI S	Opponent	Score
6 H	Georgetown	2 3				74 H	La Salle	1 0	140 H	Saint Francis (PA)	1 3
									164 H	Saint Joseph's	0 2
									200 A	East Carolina	1 1
									204 A	American	1 0
									251 A	Mt. St. Mary's	0 0
									272 A	Old Dominion	2 1
									278 A	Rhode Island	1 0
									281 H	Loyola Maryland	1 1
									298 A	Howard	3 1
<hr/>											
LAST 10 GAMES											

Non-Div. I Games:

George Washington



Average RPI Win: 250		WON-LOST	WINNING	LAST 10	STRENGTH OF		OPP. STRENGTH	TEAM	ADJ	CONF.	ADJ CONF.
Average RPI Loss: 105		RECORD	PCT. RANK	GAMES	SCHEDULE		OF SCHEDULE	RPI	RPI	RPI	RPI
DIV. I ONLY		6-4-4	.57143	116	3-3-4		230	209	175	.48998	173
DIV. I NON-CONF.		3-3-3	.5	147	0-2-3		235	163	190	.47506	188
TOTALS		RPI 1-25	RPI 26-50		W-L RECORDS		RPI 51-100		RPI 101-150		RPI 150+
6-4-4	0-0-0	0-1-0		OVERALL		0-1-0		0-1-0		6-1-4	
3-1-0	0-0-0	0-0-0		HOME		0-0-0		0-0-0		3-1-0	
2-3-4	0-0-0	0-1-0		AWAY		0-1-0		0-1-0		2-0-4	
1-0-0	0-0-0	0-0-0		NEUTRAL		0-0-0		0-0-0		1-0-0	
3-3-3	0-0-0	0-1-0		NON-CONFERENCE		0-1-0		0-1-0		3-0-3	
1-0-0	0-0-0	0-0-0		HOME		0-0-0		0-0-0		1-0-0	
1-3-3	0-0-0	0-0-		AWAY		0-1-0		0-1-0		1-0-3	
1-0-0	0-0-0	0-0-0		NEUTRAL		0-0-0		0-0-0		1-0-0	
3-1-1	0-0-0	0-0-0		CONFERENCE		0-0-0		0-0-0		3-1-1	
2-1-0	0-0-0	0-0-0		HOME		0-0-0		0-0-0		2-1-0	
1-0-1	0-0-0	0-0-0		AWAY		0-0-0		0-0-0		1-0-1	
0-0-0	0-0-0	0-0-0		NEUTRAL		0-0-0		0-0-0		0-0-0	
RPI S	Opponent	Score	RPI S	Opponent	Score	RPI S	Opponent	Score	RPI S	Opponent	Score
			48 A	Connecticut	0 1	67 A	VCU	0 2	141 A	Dartmouth	0 1
									162 H	Binghamton	2 3
									176 A	Northeastern	1 1
									185 H	UMBC	2 1
									187 A	Richmond	0 0
									198 A	Wagner	1 1
									202 A	Hartford	1 0
									257 A	Bryant	1 0
									259 A	Vermont	1 1
									265 H	Central Conn. St.	2 1
									273 N	Holy Cross	1 0
									319 H	UMass Lowell	3 1
LAST 10 GAMES											
			162 H	Binghamton	2 3	141 A	Dartmouth	0 1			
			319 H	UMass Lowell	3 1	176 A	Northeastern	1 1			
			259 A	Vermont	1 1	187 A	Richmond	0 0			
			202 A	Hartford	1 0	67 A	VCU	0 2			
			185 H	UMBC	2 1	198 A	Wagner	1 1			

Non-Div. I Games:

Maine



Average RPI Win:		279	WON-LOST RECORD		3-6-3	WINNING PCT. RANK		.375	234	LAST 10 GAMES		2-5-3	STRENGTH OF SCHEDULE		88	OPP. STRENGTH OF SCHEDULE		181	TEAM RPI		178	ADJ RPI		.48996	174	CONF. RPI		11	ADJ CONF. RPI		11
Average RPI Loss:		99			3-5-2			.4	216			2-4-2			99			225			166			.48961	163			10			10
DIV. I ONLY				3-6-3				.375		234		2-5-3				88		181		178				.48996		174				11	
DIV. I NON-CONF.				3-5-2				.4		216		2-4-2				99		225		166				.48961		163				10	
TOTALS		RPI 1-25		RPI 26-50		W-L RECORDS		RPI 51-100		RPI 101-150		RPI 150+																			
3-6-3		0-1-0		0-1-1		OVERALL		0-2-1		0-0-0		3-2-1																			
2-0-0		0-0-0		0-0-0		HOME		0-0-0		0-0-0		2-0-0																			
1-3-2		0-0-0		0-0-1		AWAY		0-1-1		0-0-0		1-2-0																			
0-3-1		0-1-0		0-1-0		NEUTRAL		0-1-0		0-0-0		0-0-1																			
3-5-2		0-1-0		0-1-1		NON-CONFERENCE		0-1-0		0-0-0		3-2-1																			
2-0-0		0-0-0		0-0-0		HOME		0-0-0		0-0-0		2-0-0																			
1-2-1		0-0-0		0-1-		AWAY		0-0-0		0-0-0		1-2-0																			
0-3-1		0-1-0		0-1-0		NEUTRAL		0-1-0		0-0-0		0-0-1																			
0-1-1		0-0-0		0-0-0		CONFERENCE		0-1-1		0-0-0		0-0-0																			
0-0-0		0-0-0		0-0-0		HOME		0-0-0		0-0-0		0-0-0																			
0-1-1		0-0-0		0-0-0		AWAY		0-1-1		0-0-0		0-0-0																			
0-0-0		0-0-0		0-0-0		NEUTRAL		0-0-0		0-0-0		0-0-0																			
RPI	S	Opponent		Score		RPI	S	Opponent		Score		RPI	S	Opponent		Score		RPI	S	Opponent		Score									
23	N	California		0	4	43	A	Utah		2	2	57	N	Iowa		0	1	159	A	San Francisco		0	1								
						47	N	Texas Tech		0	3	72	A	UC Irvine		1	3	226	N	New Mexico		0	0								
												78	A	Long Beach St.		1	1	237	A	Utah Valley		1	2								
																		262	H	Sacramento St.		1	0								
																		287	A	Pacific		1	0								
																		288	H	Drake		3	2								
LAST 10 GAMES																															
		72 A UC Irvine		1	3			237 A Utah Valley		1	2																				
		78 A Long Beach St.		1	1			43 A Utah		2	2																				
		287 A Pacific		1	0			23 N California		0	4																				
		226 N New Mexico		0	0			159 A San Francisco		0	1																				
		47 N Texas Tech		0	3			288 H Drake		3	2																				

Non-Div. I Games:

UC Davis



Average RPI Win:	258	WON-LOST	WINNING	LAST 10	STRENGTH OF	OPP. STRENGTH	TEAM	ADJ	CONF.	ADJ CONF.		
Average RPI Loss:	119	RECORD	PCT. RANK	GAMES	SCHEDULE	OF SCHEDULE	RPI	RPI	RPI	RPI		
DIV. I ONLY		6-6-2	.5	142	2-2-1	145	266	173	.48995	175	27	27
DIV. I NON-CONF.		4-6-1	.40909	214	0-2-0	127	261	189	.47523	187	26	26
<hr/>												
TOTALS	RPI 1-25	RPI 26-50		W-L RECORDS		RPI 51-100		RPI 101-150		RPI 150+		
6-6-2	0-0-0	0-0-0		OVERALL		0-3-0		0-1-0		6-2-2		
4-1-1	0-0-0	0-0-0		HOME		0-0-0		0-0-0		4-1-1		
2-5-1	0-0-0	0-0-0		AWAY		0-2-0		0-1-0		2-1-1		
0-0-0	0-0-0	0-0-0		NEUTRAL		0-0-0		0-0-0		0-0-0		
4-6-1	0-0-0	0-0-0		NON-CONFERENCE		0-3-0		0-1-0		4-2-1		
3-1-0	0-0-0	0-0-0		HOME		0-0-0		0-0-0		3-1-0		
1-5-1	0-0-0	0-0-		AWAY		0-3-0		0-1-0		1-1-1		
0-0-0	0-0-0	0-0-0		NEUTRAL		0-0-0		0-0-0		0-0-0		
2-0-1	0-0-0	0-0-0		CONFERENCE		0-0-0		0-0-0		2-0-1		
1-0-1	0-0-0	0-0-0		HOME		0-0-0		0-0-0		1-0-1		
1-0-0	0-0-0	0-0-0		AWAY		0-0-0		0-0-0		1-0-0		
0-0-0	0-0-0	0-0-0		NEUTRAL		0-0-0		0-0-0		0-0-0		
RPI	S	Opponent	Score	RPI	S	Opponent	Score	RPI	S	Opponent	Score	
						66 A Monmouth	0 1	125 A Stony Brook		0 6		
						69 A Syracuse	1 2	167 A Columbia		0 2		
						83 A Penn	0 4	188 A Lafayette		1 0		
								198 H Wagner		0 0		
								202 H Hartford		0 3		
								248 H Iona		1 0		
								251 H Mt. St. Mary's		3 2		
								259 A Vermont		1 1		
								260 H Rider		2 0		
								279 A LIU Brooklyn		2 0		
								324 H Delaware St.		2 1		
<hr/>												
LAST 10 GAMES												
						69 A Syracuse	1 2	324 H Delaware St.		2 1		
						198 H Wagner	0 0	167 A Columbia		0 2		
						279 A LIU Brooklyn	2 0	259 A Vermont		1 1		
						83 A Penn	0 4	66 A Monmouth		0 1		
						251 H Mt. St. Mary's	3 2	188 A Lafayette		1 0		

**Non-Div. I Games:**

Fairleigh Dickinson



Average RPI Win:		182	WON-LOST RECORD		WINNING PCT. RANK		LAST 10 GAMES		STRENGTH OF SCHEDULE		OPP. STRENGTH OF SCHEDULE		TEAM RPI		ADJ RPI		CONF. RPI		ADJ CONF. RPI				
DIV. I ONLY			4-7-3		.39286 217		4-4-2		118		90		176		.48959 176		10		10				
DIV. I NON-CONF.			0-6-3		.16667 295		0-3-2		83		60		228		.45179 229		9		9				
TOTALS		RPI 1-25		RPI 26-50		W-L RECORDS		RPI 51-100		RPI 101-150		RPI 150+											
4-7-3		0-2-0		0-1-0		OVERALL		0-2-0		2-0-1		2-2-2											
2-2-2		0-1-0		0-1-0		HOME		0-0-0		1-0-1		1-0-1											
2-5-1		0-1-0		0-0-0		AWAY		0-2-0		1-0-0		1-2-1											
0-0-0		0-0-0		0-0-0		NEUTRAL		0-0-0		0-0-0		0-0-0											
0-6-3		0-2-0		0-1-0		NON-CONFERENCE		0-1-0		0-0-1		0-2-2											
0-2-2		0-1-0		0-1-0		HOME		0-0-0		0-0-1		0-0-1											
0-4-1		0-1-0		0-0-		AWAY		0-1-0		0-0-0		0-2-1											
0-0-0		0-0-0		0-0-0		NEUTRAL		0-0-0		0-0-0		0-0-0											
4-1-0		0-0-0		0-0-0		CONFERENCE		0-1-0		2-0-0		2-0-0											
2-0-0		0-0-0		0-0-0		HOME		0-0-0		1-0-0		1-0-0											
2-1-0		0-0-0		0-0-0		AWAY		0-1-0		1-0-0		1-0-0											
0-0-0		0-0-0		0-0-0		NEUTRAL		0-0-0		0-0-0		0-0-0											
RPI	S	Opponent		Score		RPI	S	Opponent		Score		RPI	S	Opponent		Score							
3	A	UCLA		0	4	50	H	Ohio St.		1	4	64	A	Brown		1	2	123	A	Drexel	1	0	
11	H	South Carolina		0	3							79	A	Delaware		0	2	127	H	Hofstra	2	0	
														128 H Northwestern		1	1	171	A	Massachusetts	1	2	
														173 H Maine		1	1	173	H	Maine	1	1	
														210 H UNC Wilmington		2	1	210	H	UNC Wilmington	2	1	
														211 A Loyola Marymount		0	1	211	A	Loyola Marymount	0	1	
														250 A New Hampshire		1	1	250	A	New Hampshire	1	1	
														266 A Col. of Charleston		3	0	266	A	Col. of Charleston	3	0	
LAST 10 GAMES																							
						79	A	Delaware		0	2	171	A	Massachusetts		1	2						
						123	A	Drexel		1	0	173	H	Maine		1	1						
						127	H	Hofstra		2	0	64	A	Brown		1	2						
						210	H	UNC Wilmington		2	1	50	H	Ohio St.		1	4						
						266	A	Col. of Charleston		3	0	250	A	New Hampshire		1	1						

Non-Div. I Games:

Northeastern



Average RPI Win:		162	WON-LOST RECORD		WINNING PCT. RANK	LAST 10 GAMES	STRENGTH OF SCHEDULE		OPP. STRENGTH OF SCHEDULE	TEAM RPI	ADJ RPI	CONF. RPI	ADJ CONF. RPI				
Average RPI Loss:		98															
DIV. I ONLY			5-9-1		.36667	237	4-5-1		104	92	182	.48903	177	11	11		
DIV. I NON-CONF.			5-6-0		.45455	182	4-2-0		101	46	127	.52148	124	10	10		
TOTALS		RPI 1-25		RPI 26-50		W-L RECORDS		RPI 51-100		RPI 101-150		RPI 150+					
5-9-1		0-1-0		0-2-0		OVERALL		1-3-1		1-1-0		3-2-0					
4-3-0		0-0-0		0-0-0		HOME		1-1-0		1-1-0		2-1-0					
1-6-1		0-1-0		0-2-0		AWAY		0-2-1		0-0-0		1-1-0					
0-0-0		0-0-0		0-0-0		NEUTRAL		0-0-0		0-0-0		0-0-0					
5-6-0		0-1-0		0-2-0		NON-CONFERENCE		1-3-0		1-0-0		3-0-0					
4-1-0		0-0-0		0-0-0		HOME		1-1-0		1-0-0		2-0-0					
1-5-0		0-1-0		0-0-		AWAY		0-2-0		0-0-0		1-0-0					
0-0-0		0-0-0		0-0-0		NEUTRAL		0-0-0		0-0-0		0-0-0					
0-3-1		0-0-0		0-0-0		CONFERENCE		0-0-1		0-1-0		0-2-0					
0-2-0		0-0-0		0-0-0		HOME		0-0-0		0-1-0		0-1-0					
0-1-1		0-0-0		0-0-0		AWAY		0-0-1		0-0-0		0-1-0					
0-0-0		0-0-0		0-0-0		NEUTRAL		0-0-0		0-0-0		0-0-0					
RPI	S	Opponent		Score		RPI	S	Opponent		Score		RPI	S	Opponent		Score	
3	A	UCLA		0 3		47	A	Texas Tech		1 3		71	H	Tulsa		1 0	
						49	A	Arizona St.		0 2		85	A	Southern California		1 4	
												87	A	San Diego		1 3	
												87	H	San Diego		0 2	
												96	A	Cal St. Fullerton		1 1	
														</			

Non-Div. I Games:

Cal St. Northridge



Average RPI Win: 248		WON-LOST	WINNING	LAST 10	STRENGTH OF		OPP. STRENGTH	TEAM	ADJ	CONF.	ADJ CONF.
Average RPI Loss: 171		RECORD	PCT. RANK	GAMES	SCHEDULE		OF SCHEDULE	RPI	RPI	RPI	RPI
DIV. I ONLY		8-5-1	.60714	100	7-2-1		235	282	174	.48866	178
DIV. I NON-CONF.		4-4-0	.5	147	3-1-0		196	240	182	.47775	185
TOTALS		RPI 1-25	RPI 26-50		W-L RECORDS		RPI 51-100		RPI 101-150		RPI 150+
8-5-1	0-0-0	0-0-0		OVERALL		0-1-0		1-1-0		7-3-1	
5-0-1	0-0-0	0-0-0		HOME		0-0-0		1-0-0		4-0-1	
3-5-0	0-0-0	0-0-0		AWAY		0-1-0		0-1-0		3-3-0	
0-0-0	0-0-0	0-0-0		NEUTRAL		0-0-0		0-0-0		0-0-0	
4-4-0	0-0-0	0-0-0		NON-CONFERENCE		0-0-0		1-1-0		3-3-0	
3-0-0	0-0-0	0-0-0		HOME		0-0-0		1-0-0		2-0-0	
1-4-0	0-0-0	0-0-		AWAY		0-0-0		0-1-0		1-3-0	
0-0-0	0-0-0	0-0-0		NEUTRAL		0-0-0		0-0-0		0-0-0	
4-1-1	0-0-0	0-0-0		CONFERENCE		0-1-0		0-0-0		4-0-1	
2-0-1	0-0-0	0-0-0		HOME		0-0-0		0-0-0		2-0-1	
2-1-0	0-0-0	0-0-0		AWAY		0-1-0		0-0-0		2-0-0	
0-0-0	0-0-0	0-0-0		NEUTRAL		0-0-0		0-0-0		0-0-0	
RPI S	Opponent	Score	RPI S	Opponent	Score	RPI S	Opponent	Score	RPI S	Opponent	Score
						66 A	Monmouth	0 2	125 A	Stony Brook	0 2
									143 H	Yale	1 0
									198 A	Wagner	1 2
									199 A	Army	0 1
									202 A	Hartford	2 1
									204 H	American	1 0
									243 H	Marist	2 1
									249 H	Quinnipiac	0 0
									265 A	Central Conn. St.	1 3
									273 H	Holy Cross	2 1
									284 H	Manhattan	2 0
									318 A	Canisius	6 1
									320 A	Saint Peter's	4 0
LAST 10 GAMES											
						318 A	Canisius	6 1	320 A	Saint Peter's	4 0
						284 H	Manhattan	2 0	143 H	Yale	1 0
						66 A	Monmouth	0 2	265 A	Central Conn. St.	1 3
						249 H	Quinnipiac	0 0	273 H	Holy Cross	2 1
						243 H	Marist	2 1	204 H	American	1 0

Non-Div. I Games:

Fairfield



Average RPI Win:	246	WON-LOST RECORD	WINNING PCT. RANK	LAST 10 GAMES	STRENGTH OF SCHEDULE	OPP. STRENGTH OF SCHEDULE	TEAM RPI	ADJ RPI	CONF. RPI	ADJ CONF. RPI										
Average RPI Loss:	137																			
DIV. I ONLY	5-6-4	.46667	174	2-3-2	131	230	179	.48865	179	18	18									
DIV. I NON-CONF.	3-4-2	.44444	190	0-1-0	171	244	195	.47205	193	18	18									
<hr/>																				
TOTALS	RPI 1-25	RPI 26-50		W-L RECORDS	RPI 51-100		RPI 101-150		RPI 150+											
5-6-4	0-0-0	0-0-0		OVERALL	0-1-1		0-3-1		5-2-2											
2-2-3	0-0-0	0-0-0		HOME	0-0-1		0-1-0		2-1-2											
3-4-1	0-0-0	0-0-0		AWAY	0-1-0		0-2-1		3-1-0											
0-0-0	0-0-0	0-0-0		NEUTRAL	0-0-0		0-0-0		0-0-0											
<hr/>																				
3-4-2	0-0-0	0-0-0		NON-CONFERENCE	0-1-0		0-2-1		3-1-1											
2-2-1	0-0-0	0-0-0		HOME	0-0-0		0-1-0		2-1-1											
1-2-1	0-0-0	0-0-		AWAY	0-1-0		0-1-1		1-0-0											
0-0-0	0-0-0	0-0-0		NEUTRAL	0-0-0		0-0-0		0-0-0											
<hr/>																				
2-2-2	0-0-0	0-0-0		CONFERENCE	0-0-1		0-1-0		2-1-1											
0-0-2	0-0-0	0-0-0		HOME	0-0-1		0-0-0		0-0-1											
2-2-0	0-0-0	0-0-0		AWAY	0-0-0		0-1-0		2-1-0											
0-0-0	0-0-0	0-0-0		NEUTRAL	0-0-0		0-0-0		0-0-0											
<hr/>																				
RPI S	Opponent	Score	RPI S	Opponent	Score	RPI S	Opponent	Score	RPI S	Opponent	Score									
						77 A	Western Ky.	1	2	108 A	Jacksonville	0	2							
						89 H	FGCU	1	1	118 H	Austin Peay	1	2							
										135 A	Middle Tenn.	0	0							
										147 A	Western Caro.	0	2							
										180 H	UT Martin	0	2							
										192 A	Kennesaw St.	1	2							
										194 A	Mercer	2	1							
										196 H	Central Ark.	2	2							
										208 H	Stetson	3	3							
										213 H	Belmont	4	0							
										222 A	North Florida	1	0							
										280 H	Alabama St.	3	0							
										323 A	Alabama A&M	10	0							
						<hr/>														
									LAST 10 GAMES											
			118 H Austin Peay			1			2			194 A Mercer			2			1		
			222 A North Florida			1			0			192 A Kennesaw St.			1			2		
			108 A Jacksonville			0			2			77 A Western Ky.			1			2		
			89 H FGCU			1			1			213 H Belmont			4			0		
			208 H Stetson			3			3			196 H Central Ark.			2			2		

Non-Div. I Games:

Lipscomb



Average RPI Win:		241	WON-LOST RECORD		WINNING PCT. RANK	LAST 10 GAMES	STRENGTH OF SCHEDULE		OPP. STRENGTH OF SCHEDULE	TEAM RPI	ADJ RPI	CONF. RPI	ADJ CONF. RPI						
DIV. I ONLY			6-7-1	.46429	175	5-5-0	153		174	181	.48782	180	28	28					
DIV. I NON-CONF.			2-6-1	.27778	270	1-4-0	89		119	196	.47185	194	28	28					
TOTALS		RPI 1-25		RPI 26-50		W-L RECORDS		RPI 51-100		RPI 101-150		RPI 150+							
6-7-1		0-1-0		0-2-0		OVERALL		0-0-0		0-1-1		6-3-0							
1-2-1		0-0-0		0-1-0		HOME		0-0-0		0-0-1		1-1-0							
5-4-0		0-1-0		0-0-0		AWAY		0-0-0		0-1-0		5-2-0							
0-1-0		0-0-0		0-1-0		NEUTRAL		0-0-0		0-0-0		0-0-0							
2-6-1		0-1-0		0-2-0		NON-CONFERENCE		0-0-0		0-0-1		2-3-0							
0-2-1		0-0-0		0-1-0		HOME		0-0-0		0-0-1		0-1-0							
2-3-0		0-1-0		0-0-		AWAY		0-0-0		0-0-0		2-2-0							
0-1-0		0-0-0		0-1-0		NEUTRAL		0-0-0		0-0-0		0-0-0							
4-1-0		0-0-0		0-0-0		CONFERENCE		0-0-0		0-1-0		4-0-0							
1-0-0		0-0-0		0-0-0		HOME		0-0-0		0-0-0		1-0-0							
3-1-0		0-0-0		0-0-0		AWAY		0-0-0		0-1-0		3-0-0							
0-0-0		0-0-0		0-0-0		NEUTRAL		0-0-0		0-0-0		0-0-0							
RPI	S	Opponent		Score		RPI	S	Opponent		Score		RPI	S	Opponent		Score			
14	A	Denver		0 1		26	N	Colorado		1 4				118	A	Austin Peay		1 2	
						45	H	Oklahoma St.		0 1				135	H	Middle Tenn.		0 0	
														170	A	Saint Louis		1 0	
														179	A	Lipscomb		2 0	
														189	A	Evansville		0 3	
														219	A	Indiana St.		2 4	
														232	A	Morehead St.		3 0	
														234	H	Georgia St.		0 1	
														263	A	Eastern Ky.		1 0	
														291	A	Murray St.		2 1	
														310	H	Jacksonville St.		3 1	
						LAST 10 GAMES													
						263	A	Eastern Ky.		1 0		170	A	Saint Louis		1 0			
						232	A	Morehead St.		3 0		219	A	Indiana St.		2 4			
						310	H	Jacksonville St.		3 1		234	H	Georgia St.		0 1			
						291	A	Murray St.		2 1		26	N	Colorado		1 4			
						118	A	Austin Peay		1 2		14	A	Denver		0 1			

Non-Div. I Games:

UT Martin



Average RPI Win:	270	WON-LOST	WINNING	LAST 10	STRENGTH OF	OPP. STRENGTH	TEAM	ADJ	CONF.	ADJ CONF.		
Average RPI Loss:	152	RECORD	PCT. RANK	GAMES	SCHEDULE	OF SCHEDULE	RPI	RPI	RPI	RPI		
DIV. I ONLY		6-6-0	.5	142	6-4-0	127	303	177	.48773	181	25	25
DIV. I NON-CONF.		3-3-0	.5	147	3-1-0	145	313	171	.48398	172	27	27
<hr/>												
TOTALS	RPI 1-25	RPI 26-50		W-L RECORDS		RPI 51-100		RPI 101-150		RPI 150+		
6-6-0	0-0-0	0-0-0		OVERALL		0-2-0		0-1-0		6-3-0		
3-3-0	0-0-0	0-0-0		HOME		0-0-0		0-1-0		3-2-0		
3-3-0	0-0-0	0-0-0		AWAY		0-2-0		0-0-0		3-1-0		
0-0-0	0-0-0	0-0-0		NEUTRAL		0-0-0		0-0-0		0-0-0		
<hr/>												
3-3-0	0-0-0	0-0-0		NON-CONFERENCE		0-1-0		0-0-0		3-2-0		
2-1-0	0-0-0	0-0-0		HOME		0-0-0		0-0-0		2-1-0		
1-2-0	0-0-0	0-0-		AWAY		0-1-0		0-0-0		1-1-0		
0-0-0	0-0-0	0-0-0		NEUTRAL		0-0-0		0-0-0		0-0-0		
<hr/>												
3-3-0	0-0-0	0-0-0		CONFERENCE		0-1-0		0-1-0		3-1-0		
1-2-0	0-0-0	0-0-0		HOME		0-0-0		0-1-0		1-1-0		
2-1-0	0-0-0	0-0-0		AWAY		0-1-0		0-0-0		2-0-0		
0-0-0	0-0-0	0-0-0		NEUTRAL		0-0-0		0-0-0		0-0-0		
<hr/>												
RPI S	Opponent	Score	RPI S	Opponent	Score	RPI S	Opponent	Score	RPI S	Opponent	Score	
						81 A	Radford	0 1	101 H	Liberty	1 2	
						86 A	Furman	1 2	160 H	Wofford	1 2	
									183 H	Coastal Caro.	0 4	
									224 H	Citadel	2 1	
									253 A	UNC Asheville	1 0	
									264 H	USC Upstate	1 0	
									280 A	Alabama St.	5 0	
									296 H	Campbell	2 1	
									299 A	South Carolina St.	1 2	
									302 A	Charleston So.	2 1	
<hr/>												
LAST 10 GAMES												
						296 H	Campbell	2 1	81 A	Radford	0 1	
						183 H	Coastal Caro.	0 4	160 H	Wofford	1 2	
						101 H	Liberty	1 2	280 A	Alabama St.	5 0	
						302 A	Charleston So.	2 1	224 H	Citadel	2 1	
						253 A	UNC Asheville	1 0	264 H	USC Upstate	1 0	



Average RPI Win: 260		WON-LOST	WINNING	LAST 10	STRENGTH OF		OPP. STRENGTH	TEAM	ADJ		CONF.	ADJ CONF.
Average RPI Loss: 111		RECORD	PCT. RANK	GAMES	SCHEDULE		OF SCHEDULE	RPI	RPI		RPI	RPI
DIV. I ONLY		5-6-2	.46154	187	3-5-2		148	187	180	.48649	182	19
DIV. I NON-CONF.		3-5-1	.38889	222	1-4-1		166	182	210	.46398	211	22
TOTALS		RPI 1-25	RPI 26-50		W-L RECORDS		RPI 51-100		RPI 101-150		RPI 150+	
5-6-2		0-0-0	0-0-0		OVERALL		0-4-0		0-1-2		5-1-0	
3-2-1		0-0-0	0-0-0		HOME		0-2-0		0-0-1		3-0-0	
2-4-1		0-0-0	0-0-0		AWAY		0-2-0		0-1-1		2-1-0	
0-0-0		0-0-0	0-0-0		NEUTRAL		0-0-0		0-0-0		0-0-0	
3-5-1		0-0-0	0-0-0		NON-CONFERENCE		0-3-0		0-1-1		3-1-0	
2-1-1		0-0-0	0-0-0		HOME		0-1-0		0-0-1		2-0-0	
1-4-0		0-0-0	0-0-		AWAY		0-2-0		0-1-0		1-1-0	
0-0-0		0-0-0	0-0-0		NEUTRAL		0-0-0		0-0-0		0-0-0	
2-1-1		0-0-0	0-0-0		CONFERENCE		0-1-0		0-0-1		2-0-0	
1-1-0		0-0-0	0-0-0		HOME		0-1-0		0-0-0		1-0-0	
1-0-1		0-0-0	0-0-0		AWAY		0-0-0		0-0-1		1-0-0	
0-0-0		0-0-0	0-0-0		NEUTRAL		0-0-0		0-0-0		0-0-0	
RPI S	Opponent	Score	RPI S	Opponent	Score	RPI S	Opponent	Score	RPI S	Opponent	Score	
						54 A	Texas	0 3	113 H	Rice	0 0	
						62 A	Stephen F. Austin	0 1	126 A	Oklahoma	0 4	
						77 H	Western Ky.	0 1	137 A	South Ala.	2 2	
						88 H	UTEP	0 1	228 A	Northwestern St.	3 1	
									234 H	Georgia St.	1 0	
									258 H	Sam Houston St.	2 1	
									261 A	McNeese St.	1 2	
									268 A	Troy	2 1	
									313 H	Prairie View	5 0	
LAST 10 GAMES												
						77 H	Western Ky.	0 1	88 H	UTEP	0 1	
						234 H	Georgia St.	1 0	258 H	Sam Houston St.	2 1	
						268 A	Troy	2 1	113 H	Rice	0 0	
						137 A	South Ala.	2 2	261 A	McNeese St.	1 2	
						54 A	Texas	0 3	126 A	Oklahoma	0 4	

Non-Div. I Games:

Texas St.



Average RPI Win: 238		WON-LOST	WINNING	LAST 10	STRENGTH OF		OPP. STRENGTH	TEAM	ADJ		CONF.	ADJ CONF.	
Average RPI Loss: 137		RECORD	PCT. RANK	GAMES	SCHEDULE		OF SCHEDULE	RPI	RPI		RPI	RPI	
DIV. I ONLY		6-7-1	.46429	175	4-6-0		134	253	184	.48545	183	25	25
DIV. I NON-CONF.		3-4-1	.4375	197	1-3-0		66	236	138	.50878	138	27	27
TOTALS		RPI 1-25	RPI 26-50		W-L RECORDS		RPI 51-100		RPI 101-150		RPI 150+		
6-7-1	0-0-0	0-0-0		OVERALL		0-1-0		0-3-0		6-3-1			
2-3-0	0-0-0	0-0-0		HOME		0-0-0		0-2-0		2-1-0			
3-3-1	0-0-0	0-0-0		AWAY		0-0-0		0-1-0		3-2-1			
1-1-0	0-0-0	0-0-0		NEUTRAL		0-1-0		0-0-0		1-0-0			
3-4-1	0-0-0	0-0-0		NON-CONFERENCE		0-1-0		0-2-0		3-1-1			
0-2-0	0-0-0	0-0-0		HOME		0-0-0		0-2-0		0-0-0			
2-1-1	0-0-0	0-0-		AWAY		0-0-0		0-0-0		2-1-1			
1-1-0	0-0-0	0-0-0		NEUTRAL		0-1-0		0-0-0		1-0-0			
3-3-0	0-0-0	0-0-0		CONFERENCE		0-0-0		0-1-0		3-2-0			
2-1-0	0-0-0	0-0-0		HOME		0-0-0		0-0-0		2-1-0			
1-2-0	0-0-0	0-0-0		AWAY		0-0-0		0-1-0		1-1-0			
0-0-0	0-0-0	0-0-0		NEUTRAL		0-0-0		0-0-0		0-0-0			
RPI S	Opponent	Score	RPI S	Opponent	Score	RPI S	Opponent	Score	RPI S	Opponent	Score		
						67 N	VCU	1 2	107 H	Elon	0 2		
									112 H	UAB	1 3		
									144 A	High Point	2 3		
									153 H	Winthrop	0 1		
									160 A	Wofford	2 0		
									168 A	Longwood	0 1		
									181 A	Presbyterian	4 0		
									186 N	Kent St.	1 0		
									197 A	Davidson	0 0		
									210 A	UNC Wilmington	0 1		
									264 A	USC Upstate	4 0		
									315 H	Gardner-Webb	7 0		
									322 H	VMI	3 0		
LAST 10 GAMES													
						153 H	Winthrop	0 1	168 A	Longwood	0 1		
						181 A	Presbyterian	4 0	210 A	UNC Wilmington	0 1		
						144 A	High Point	2 3	112 H	UAB	1 3		
						315 H	Gardner-Webb	7 0	67 N	VCU	1 2		
						322 H	VMI	3 0	186 N	Kent St.	1 0		

Non-Div. I Games:

Coastal Caro.



Average RPI Win:	225	WON-LOST RECORD	WINNING PCT. RANK	LAST 10 GAMES	STRENGTH OF SCHEDULE	OPP. STRENGTH OF SCHEDULE	TEAM RPI	ADJ RPI	CONF. RPI	ADJ CONF. RPI		
DIV. I ONLY		5-6-2	.46154	187	3-5-2	159	196	186	.48412	184	21	21
DIV. I NON-CONF.		3-5-0	.375	230	1-4-0	108	202	179	.48072	179	20	20
<hr/>												
TOTALS	RPI 1-25	RPI 26-50		W-L RECORDS		RPI 51-100		RPI 101-150		RPI 150+		
5-6-2	0-0-0	0-1-0		OVERALL		1-2-0		0-0-1		4-3-1		
3-2-2	0-0-0	0-0-0		HOME		1-1-0		0-0-1		2-1-1		
2-3-0	0-0-0	0-1-0		AWAY		0-0-0		0-0-0		2-2-0		
0-1-0	0-0-0	0-0-0		NEUTRAL		0-1-0		0-0-0		0-0-0		
3-5-0	0-0-0	0-1-0		NON-CONFERENCE		1-2-0		0-0-0		2-2-0		
2-2-0	0-0-0	0-0-0		HOME		1-1-0		0-0-0		1-1-0		
1-2-0	0-0-0	0-0-		AWAY		0-0-0		0-0-0		1-1-0		
0-1-0	0-0-0	0-0-0		NEUTRAL		0-1-0		0-0-0		0-0-0		
2-1-2	0-0-0	0-0-0		CONFERENCE		0-0-0		0-0-1		2-1-1		
1-0-2	0-0-0	0-0-0		HOME		0-0-0		0-0-1		1-0-1		
1-1-0	0-0-0	0-0-0		AWAY		0-0-0		0-0-0		1-1-0		
0-0-0	0-0-0	0-0-0		NEUTRAL		0-0-0		0-0-0		0-0-0		
RPI	S	Opponent	Score	RPI	S	Opponent	Score	RPI	S	Opponent	Score	
				47	A	Texas Tech	0 3	89	N	FGCU	1 5	
								93	H	Utah St.	2 3	
								99	H	Boise St.	2 1	
										109	H Weber St.	1 1
										157	A Northern Ariz.	1 2
										158	A Hawaii	1 4
										215	A Southern Utah	2 0
										225	A Wyoming	1 0
										237	H Utah Valley	2 4
										255	H Montana	1 1
										282	H Eastern Wash.	1 0
										306	H Idaho	2 0
				LAST 10 GAMES								
				109	H	Weber St.	1 1	225	A	Wyoming	1 0	
				215	A	Southern Utah	2 0	89	N	FGCU	1 5	
				157	A	Northern Ariz.	1 2	158	A	Hawaii	1 4	
				255	H	Montana	1 1	93	H	Utah St.	2 3	
				282	H	Eastern Wash.	1 0	237	H	Utah Valley	2 4	

Non-Div. I Games:

Idaho St.



UMBC

Average RPI Win: 244		WON-LOST RECORD	WINNING PCT. RANK		LAST 10 GAMES	STRENGTH OF SCHEDULE		OPP. STRENGTH OF SCHEDULE		TEAM RPI	ADJ RPI		CONF. RPI	ADJ CONF. RPI
Average RPI Loss: 184														
DIV. I ONLY		8-4-2	.64286	80	7-2-1	283		237		183	.48383	185	26	26
DIV. I NON-CONF.		5-3-2	.6	111	4-1-1	279		233		193	.47032	196	25	25
TOTALS		RPI 1-25	RPI 26-50		W-L RECORDS	RPI 51-100		RPI 101-150		RPI 150+				
8-4-2	0-0-0	0-0-0		OVERALL		0-0-0		0-1-0		8-3-2				
6-2-0	0-0-0	0-0-0		HOME		0-0-0		0-1-0		6-1-0				
2-2-2	0-0-0	0-0-0		AWAY		0-0-0		0-0-0		2-2-2				
0-0-0	0-0-0	0-0-0		NEUTRAL		0-0-0		0-0-0		0-0-0				
5-3-2	0-0-0	0-0-0		NON-CONFERENCE		0-0-0		0-1-0		5-2-2				
4-2-0	0-0-0	0-0-0		HOME		0-0-0		0-1-0		4-1-0				
1-1-2	0-0-0	0-0-		AWAY		0-0-0		0-0-0		1-1-2				
0-0-0	0-0-0	0-0-0		NEUTRAL		0-0-0		0-0-0		0-0-0				
3-1-0	0-0-0	0-0-0		CONFERENCE		0-0-0		0-0-0		3-1-0				
2-0-0	0-0-0	0-0-0		HOME		0-0-0		0-0-0		2-0-0				
1-1-0	0-0-0	0-0-0		AWAY		0-0-0		0-0-0		1-1-0				
0-0-0	0-0-0	0-0-0		NEUTRAL		0-0-0		0-0-0		0-0-0				
RPI S	Opponent	Score	RPI S	Opponent	Score	RPI S	Opponent	Score	RPI S	Opponent	Score			
									123 H	Drexel	0	3		
									162 A	Binghamton	1	0		
									164 A	Saint Joseph's	0	0		
									173 A	Maine	1	2		
									188 A	Lafayette	0	1		
									198 H	Wagner	2	1		
									204 A	American	2	1		
									230 H	Bucknell	1	0		
									251 H	Mt. St. Mary's	0	1		
									259 H	Vermont	2	1		
									281 A	Loyola Maryland	1	1		
									297 H	Robert Morris	2	1		
									298 H	Howard	3	0		
									305 H	Albany (NY)	3	1		
LAST 10 GAMES														
						259 H	Vermont	2	1	198 H	Wagner	2	1	
						305 H	Albany (NY)	3	1	230 H	Bucknell	1	0	
						162 A	Binghamton	1	0	298 H	Howard	3	0	
						173 A	Maine	1	2	281 A	Loyola Maryland	1	1	
						188 A	Lafayette	0	1	297 H	Robert Morris	2	1	

Non-Div. I Games:

UMBC



Average RPI Win: 245		WON-LOST	WINNING	LAST 10	STRENGTH OF		OPP. STRENGTH	TEAM	ADJ	CONF.	ADJ CONF.
Average RPI Loss: 140		RECORD	PCT. RANK	GAMES	SCHEDULE		OF SCHEDULE	RPI	RPI	RPI	RPI
DIV. I ONLY		9-5-0	.64286	80	6-4-0		293	189	187	.48364	186
DIV. I NON-CONF.		5-3-0	.625	96	2-2-0		270	211	178	.48251	177
TOTALS		RPI 1-25	RPI 26-50		W-L RECORDS		RPI 51-100		RPI 101-150		RPI 150+
9-5-0	0-0-0	0-0-0		OVERALL		0-0-0		0-3-0		9-2-0	
6-1-0	0-0-0	0-0-0		HOME		0-0-0		0-0-0		6-1-0	
3-3-0	0-0-0	0-0-0		AWAY		0-0-0		0-3-0		3-0-0	
0-1-0	0-0-0	0-0-0		NEUTRAL		0-0-0		0-0-0		0-1-0	
5-3-0	0-0-0	0-0-0		NON-CONFERENCE		0-0-0		0-2-0		5-1-0	
4-0-0	0-0-0	0-0-0		HOME		0-0-0		0-0-0		4-0-0	
1-2-0	0-0-0	0-0-		AWAY		0-0-0		0-2-0		1-0-0	
0-1-0	0-0-0	0-0-0		NEUTRAL		0-0-0		0-0-0		0-1-0	
4-2-0	0-0-0	0-0-0		CONFERENCE		0-0-0		0-1-0		4-1-0	
2-1-0	0-0-0	0-0-0		HOME		0-0-0		0-0-0		2-1-0	
2-1-0	0-0-0	0-0-0		AWAY		0-0-0		0-1-0		2-0-0	
0-0-0	0-0-0	0-0-0		NEUTRAL		0-0-0		0-0-0		0-0-0	
RPI S	Opponent	Score	RPI S	Opponent	Score	RPI S	Opponent	Score	RPI S	Opponent	Score
									105 A	Marshall	0 3
									110 A	Cincinnati	1 2
									134 A	Miami (OH)	0 1
									151 A	Ball St.	1 0
									155 H	Valparaiso	1 0
									169 H	Central Mich.	0 1
									183 N	Coastal Caro.	0 1
									238 H	Cleveland St.	1 0
									241 A	Buffalo	1 0
									254 H	Akron	2 0
									266 A	Col. of Charleston	1 0
									277 H	St. Bonaventure	3 2
									309 H	Bowling Green	5 1
									316 H	Youngstown St.	3 0
LAST 10 GAMES											
						254 H	Akron	2 0	169 H	Central Mich.	0 1
						241 A	Buffalo	1 0	316 H	Youngstown St.	3 0
						134 A	Miami (OH)	0 1	110 A	Cincinnati	1 2
						151 A	Ball St.	1 0	266 A	Col. of Charleston	1 0
						309 H	Bowling Green	5 1	183 N	Coastal Caro.	0 1

Non-Div. I Games:

Kent St.



Average RPI Win: 262		WON-LOST RECORD		WINNING PCT. RANK		LAST 10 GAMES		STRENGTH OF SCHEDULE		OPP. STRENGTH OF SCHEDULE		TEAM RPI		ADJ RPI		CONF. RPI		ADJ CONF. RPI	
DIV. I ONLY		4-7-2		.38462 225		3-6-1		123		104		188		.48356 187		15		15	
DIV. I NON-CONF.		3-5-2		.4 216		2-4-1		97		83		142		.50288 142		14		14	
TOTALS		RPI 1-25		RPI 26-50		W-L RECORDS		RPI 51-100		RPI 101-150		RPI 150+							
4-7-2		0-2-0		0-1-0		OVERALL		0-2-0		0-1-0		4-1-2							
1-1-2		0-0-0		0-0-0		HOME		0-0-0		0-0-0		1-1-2							
1-6-0		0-2-0		0-1-0		AWAY		0-2-0		0-1-0		1-0-0							
2-0-0		0-0-0		0-0-0		NEUTRAL		0-0-0		0-0-0		2-0-0							
3-5-2		0-2-0		0-1-0		NON-CONFERENCE		0-1-0		0-1-0		3-0-2							
0-0-2		0-0-0		0-0-0		HOME		0-0-0		0-0-0		0-0-2							
1-5-0		0-2-0		0-0-		AWAY		0-1-0		0-1-0		1-0-0							
2-0-0		0-0-0		0-0-0		NEUTRAL		0-0-0		0-0-0		2-0-0							
1-2-0		0-0-0		0-0-0		CONFERENCE		0-1-0		0-0-0		1-1-0							
1-1-0		0-0-0		0-0-0		HOME		0-0-0		0-0-0		1-1-0							
0-1-0		0-0-0		0-0-0		AWAY		0-1-0		0-0-0		0-0-0							
0-0-0		0-0-0		0-0-0		NEUTRAL		0-0-0		0-0-0		0-0-0							
RPI	S	Opponent		Score		RPI	S	Opponent		Score		RPI	S	Opponent		Score			
1	A	Virginia		0	3	36	A	James Madison		1	4	70	A	Villanova		0	3		
20	A	West Virginia		0	2							90	A	Dayton		0	4		
														104 A Princeton		0	2		
														168 H Longwood		0	0		
														170 H Saint Louis		0	1		
														173 H Maine		0	0		
														204 A American		3	1		
														272 N Old Dominion		3	1		
														277 H St. Bonaventure		2	1		
														296 N Campbell		2	0		
LAST 10 GAMES																			
						277	H	St. Bonaventure		2	1	173	H	Maine		0	0		
						170	H	Saint Louis		0	1	296	N	Campbell		2	0		
						90	A	Dayton		0	4	70	A	Villanova		0	3		
						204	A	American		3	1	104	A	Princeton		0	2		
						20	A	West Virginia		0	2	1	A	Virginia		0	3		

Non-Div. I Games:

Richmond



Average RPI Win: 250		WON-LOST	WINNING	LAST 10	STRENGTH OF		OPP. STRENGTH	TEAM	ADJ	CONF.	ADJ CONF.
Average RPI Loss: 131		RECORD	PCT. RANK	GAMES	SCHEDULE		OF SCHEDULE	RPI	RPI	RPI	RPI
DIV. I ONLY		5-6-1	.45833	191	3-6-1		149	215	189	.48311	188
DIV. I NON-CONF.		4-2-1	.64286	93	2-2-1		210	277	141	.50635	141
TOTALS		RPI 1-25	RPI 26-50		W-L RECORDS		RPI 51-100		RPI 101-150		RPI 150+
5-6-1	0-0-0	0-1-0		OVERALL		0-2-0		0-0-0		5-3-1	
3-3-1	0-0-0	0-1-0		HOME		0-1-0		0-0-0		3-1-1	
2-3-0	0-0-0	0-0-0		AWAY		0-1-0		0-0-0		2-2-0	
0-0-0	0-0-0	0-0-0		NEUTRAL		0-0-0		0-0-0		0-0-0	
4-2-1	0-0-0	0-0-0		NON-CONFERENCE		0-0-0		0-0-0		4-2-1	
3-1-1	0-0-0	0-0-0		HOME		0-0-0		0-0-0		3-1-1	
1-1-0	0-0-0	0-0-		AWAY		0-0-0		0-0-0		1-1-0	
0-0-0	0-0-0	0-0-0		NEUTRAL		0-0-0		0-0-0		0-0-0	
1-4-0	0-0-0	0-1-0		CONFERENCE		0-2-0		0-0-0		1-1-0	
0-2-0	0-0-0	0-1-0		HOME		0-1-0		0-0-0		0-0-0	
1-2-0	0-0-0	0-0-0		AWAY		0-1-0		0-0-0		1-1-0	
0-0-0	0-0-0	0-0-0		NEUTRAL		0-0-0		0-0-0		0-0-0	
RPI S	Opponent	Score	RPI S	Opponent	Score	RPI S	Opponent	Score	RPI S	Opponent	Score
			41 H	Boston U.	0 2	57 H	Navy	0 1	162 A	Binghamton	0 2
						80 A	Colgate	1 4	175 H	Fairleigh Dickinson	0 1
									185 H	UMBC	1 0
									212 H	Temple	0 0
									236 A	Lehigh	1 0
									267 A	NJIT	2 0
									273 A	Holy Cross	1 3
									276 H	Sacred Heart	3 2
									284 H	Manhattan	2 1
LAST 10 GAMES											
			41 H	Boston U.	0 2	80 A	Colgate	1 4			
			273 A	Holy Cross	1 3	212 H	Temple	0 0			
			236 A	Lehigh	1 0	175 H	Fairleigh Dickinson	0 1			
			57 H	Navy	0 1	267 A	NJIT	2 0			
			185 H	UMBC	1 0	162 A	Binghamton	0 2			

Non-Div. I Games:

Lafayette



Average RPI Win: 251		WON-LOST RECORD		WINNING PCT. RANK		LAST 10 GAMES		STRENGTH OF SCHEDULE		OPP. STRENGTH OF SCHEDULE		TEAM RPI		ADJ RPI		CONF. RPI		ADJ CONF. RPI	
DIV. I ONLY		9-2-2		.76923 28		7-1-2		324		167		185		.48304 189		24		24	
DIV. I NON-CONF.		7-2-1		.75 51		5-1-1		311		165		161		.48886 165		23		23	
TOTALS		RPI 1-25		RPI 26-50		W-L RECORDS		RPI 51-100		RPI 101-150		RPI 150+							
9-2-2		0-0-0		0-0-0		OVERALL		0-1-0		0-0-0		9-1-2							
5-1-1		0-0-0		0-0-0		HOME		0-0-0		0-0-0		5-1-1							
4-1-1		0-0-0		0-0-0		AWAY		0-1-0		0-0-0		4-0-1							
0-0-0		0-0-0		0-0-0		NEUTRAL		0-0-0		0-0-0		0-0-0							
7-2-1		0-0-0		0-0-0		NON-CONFERENCE		0-1-0		0-0-0		7-1-1							
4-1-0		0-0-0		0-0-0		HOME		0-0-0		0-0-0		4-1-0							
3-1-1		0-0-0		0-0-		AWAY		0-1-0		0-0-0		3-0-1							
0-0-0		0-0-0		0-0-0		NEUTRAL		0-0-0		0-0-0		0-0-0							
2-0-1		0-0-0		0-0-0		CONFERENCE		0-0-0		0-0-0		2-0-1							
1-0-1		0-0-0		0-0-0		HOME		0-0-0		0-0-0		1-0-1							
1-0-0		0-0-0		0-0-0		AWAY		0-0-0		0-0-0		1-0-0							
0-0-0		0-0-0		0-0-0		NEUTRAL		0-0-0		0-0-0		0-0-0							
RPI	S	Opponent		Score		RPI	S	Opponent		Score		RPI	S	Opponent		Score			

Non-Div. I Games:

Evansville



Average RPI Win:		242	WON-LOST RECORD		WINNING PCT. RANK	LAST 10 GAMES	STRENGTH OF SCHEDULE		OPP. STRENGTH OF SCHEDULE	TEAM RPI	ADJ RPI	CONF. RPI	ADJ CONF. RPI				
Average RPI Loss:		93															
DIV. I ONLY			6-7-1		.46429	175	5-5-0		228	80	193	.48007	190	15	15		
DIV. I NON-CONF.			3-5-1		.38889	222	2-3-0		232	42	217	.46244	213	14	14		
TOTALS		RPI 1-25		RPI 26-50		W-L RECORDS		RPI 51-100		RPI 101-150		RPI 150+					
6-7-1		0-0-1		0-2-0		OVERALL		0-3-0		0-1-0		6-1-0					
4-2-0		0-0-0		0-0-0		HOME		0-2-0		0-0-0		4-0-0					
2-5-1		0-0-1		0-2-0		AWAY		0-1-0		0-1-0		2-1-0					
0-0-0		0-0-0		0-0-0		NEUTRAL		0-0-0		0-0-0		0-0-0					
3-5-1		0-0-1		0-2-0		NON-CONFERENCE		0-1-0		0-1-0		3-1-0					
2-1-0		0-0-0		0-0-0		HOME		0-1-0		0-0-0		2-0-0					
1-4-1		0-0-1		0-0-		AWAY		0-0-0		0-1-0		1-1-0					
0-0-0		0-0-0		0-0-0		NEUTRAL		0-0-0		0-0-0		0-0-0					
3-2-0		0-0-0		0-0-0		CONFERENCE		0-2-0		0-0-0		3-0-0					
2-1-0		0-0-0		0-0-0		HOME		0-1-0		0-0-0		2-0-0					
1-1-0		0-0-0		0-0-0		AWAY		0-1-0		0-0-0		1-0-0					
0-0-0		0-0-0		0-0-0		NEUTRAL		0-0-0		0-0-0		0-0-0					
RPI	S	Opponent		Score		RPI	S	Opponent		Score		RPI	S	Opponent		Score	
18	A	William & Mary		1	1	34	A	Maryland		0	3	67	H	VCU		1	5
						36	A	James Madison		1	2	79	H	Delaware		0	3
												90	A	Dayton		0	3

Non-Div. I Games:

George Mason



Average RPI Win:		247	WON-LOST RECORD		WINNING PCT. RANK		LAST 10 GAMES		STRENGTH OF SCHEDULE		OPP. STRENGTH OF SCHEDULE		TEAM RPI		ADJ RPI		CONF. RPI		ADJ CONF. RPI		
DIV. I ONLY			5-6-1		.45833	191	4-4-0		196		117		190		.48005		191	17		17	
DIV. I NON-CONF.			4-4-1		.5	147	3-2-0		186		87		154		.49583		155	17		17	
TOTALS		RPI 1-25		RPI 26-50		W-L RECORDS		RPI 51-100		RPI 101-150		RPI 150+									
5-6-1		0-3-0		0-0-0		OVERALL		0-1-0		0-1-0		5-1-1									
3-0-0		0-0-0		0-0-0		HOME		0-0-0		0-0-0		3-0-0									
2-6-1		0-3-0		0-0-0		AWAY		0-1-0		0-1-0		2-1-1									
0-0-0		0-0-0		0-0-0		NEUTRAL		0-0-0		0-0-0		0-0-0									
4-4-1		0-3-0		0-0-0		NON-CONFERENCE		0-0-0		0-1-0		4-0-1									
2-0-0		0-0-0		0-0-0		HOME		0-0-0		0-0-0		2-0-0									
2-4-1		0-3-0		0-0-		AWAY		0-0-0		0-1-0		2-0-1									
0-0-0		0-0-0		0-0-0		NEUTRAL		0-0-0		0-0-0		0-0-0									
1-2-0		0-0-0		0-0-0		CONFERENCE		0-1-0		0-0-0		1-1-0									
1-0-0		0-0-0		0-0-0		HOME		0-0-0		0-0-0		1-0-0									
0-2-0		0-0-0		0-0-0		AWAY		0-1-0		0-0-0		0-1-0									
0-0-0		0-0-0		0-0-0		NEUTRAL		0-0-0		0-0-0		0-0-0									
RPI	S	Opponent		Score		RPI	S	Opponent		Score		RPI	S	Opponent		Score					
10	A	Michigan		0	2							94	A	Milwaukee		1	2				
19	A	Notre Dame		0	4							132	A	Eastern Mich.		2	3				
23	A	California		1	2							159	A	San Francisco		1	0				
												169	A	Central Mich.		2	2				
												208	H	Stetson		4	0				
												238	A	Cleveland St.		0	2				
												242	H	Green Bay		1	0				
												309	H	Bowling Green		3	0				
												318	A	Canisius		2	1				
LAST 10 GAMES																					
242	H	Green Bay		1	0	10	A	Michigan		0	2										
94	A	Milwaukee		1	2	19	A	Notre Dame		0	4										
238	A	Cleveland St.		0	2	318	A	Canisius		2	1										
208	H	Stetson		4	0	159	A	San Francisco		1	0										
309	H	Bowling Green		3	0	23	A	California		1	2										

Non-Div. I Games: Madonna 2 0 Marygrove 8 0

Detroit



[illegible]

**Non-Div. I Games:**

Kennesaw St.



Average RPI Win:		254	WON-LOST RECORD		WINNING PCT. RANK		LAST 10 GAMES		STRENGTH OF SCHEDULE		OPP. STRENGTH OF SCHEDULE		TEAM RPI		ADJ RPI		CONF. RPI		ADJ CONF. RPI								
DIV. I ONLY			4-7-4		.4		213		3-5-2		112		222		194		.4781		193		24		24				
DIV. I NON-CONF.			3-5-4		.41667		212		2-3-2		100		249		162		.49008		162		23		23				
TOTALS		RPI 1-25		RPI 26-50				W-L RECORDS				RPI 51-100				RPI 101-150				RPI 150+							
4-7-4		0-1-0		0-1-1				OVERALL				0-1-0				0-1-0				4-3-3							
2-4-1		0-0-0		0-1-1				HOME				0-1-0				0-0-0				2-2-0							
2-1-3		0-0-0		0-0-0				AWAY				0-0-0				0-1-0				2-0-3							
0-2-0		0-1-0		0-0-0				NEUTRAL				0-0-0				0-0-0				0-1-0							
3-5-4		0-1-0		0-1-1				NON-CONFERENCE				0-1-0				0-0-0				3-2-3							
1-3-1		0-0-0		0-1-1				HOME				0-1-0				0-0-0				1-1-0							
2-0-3		0-0-0		0-0-				AWAY				0-0-0				0-0-0				2-0-3							
0-2-0		0-1-0		0-0-0				NEUTRAL				0-0-0				0-0-0				0-1-0							
1-2-0		0-0-0		0-0-0				CONFERENCE				0-0-0				0-1-0				1-1-0							
1-1-0		0-0-0		0-0-0				HOME				0-0-0				0-0-0				1-1-0							
0-1-0		0-0-0		0-0-0				AWAY				0-0-0				0-1-0				0-0-0							
0-0-0		0-0-0		0-0-0				NEUTRAL				0-0-0				0-0-0				0-0-0							
RPI	S	Opponent			Score		RPI	S	Opponent			Score		RPI	S	Opponent			Score		RPI	S	Opponent			Score	
16	N	Colorado Col.			0 2		39	H	Wisconsin			1 5		56	H	DePaul			0 1		103	A	Illinois St.			0 1	
							42	H	Indiana			0 0									161	N	St. Mary's (CA)			0 3	
																				203	H	Missouri St.			1 2		
																				205	A	SIU Edwardsville			1 1		
																				207	A	South Dakota St.			2 1		
																				219	H	Indiana St.			2 1		
																				240	H	IPFW			1 2		
																				242	A	Green Bay			0 0		
																				289	H	Northern Ill.			1 0		
																				294	A	South Dakota			1 1		
																				300	A	Eastern Ill.			3 0		
LAST 10 GAMES																											
							103	A	Illinois St.			0 1		56	H	DePaul			0 1								
							240	H	IPFW			1 2		289	H	Northern Ill.			1 0								
							203	H	Missouri St.			1 2		300	A	Eastern Ill.			3 0								
							242	A	Green Bay			0 0		205	A	SIU Edwardsville			1 1								
							219	H	Indiana St.			2 1		39	H	Wisconsin			1 5								

**Non-Div. I Games:**

Loyola Chicago



Average RPI Win:		246	WON-LOST RECORD		WINNING PCT. RANK		LAST 10 GAMES		STRENGTH OF SCHEDULE		OPP. STRENGTH OF SCHEDULE		TEAM RPI		ADJ RPI		CONF. RPI		ADJ CONF. RPI	
DIV. I ONLY			8-5-2		.6 107		6-3-1		292		162		197		.47798 194		18		18	
DIV. I NON-CONF.			5-4-1		.55 141		3-2-0		289		128		207		.46785 203		18		18	
TOTALS		RPI 1-25		RPI 26-50		W-L RECORDS		RPI 51-100		RPI 101-150		RPI 150+								
8-5-2		0-1-0		0-1-0		OVERALL		1-1-0		0-1-0		7-1-2								
5-3-1		0-1-0		0-0-0		HOME		0-0-0		0-1-0		5-1-1								
3-2-1		0-0-0		0-1-0		AWAY		1-1-0		0-0-0		2-0-1								
0-0-0		0-0-0		0-0-0		NEUTRAL		0-0-0		0-0-0		0-0-0								
5-4-1		0-1-0		0-1-0		NON-CONFERENCE		1-1-0		0-1-0		4-0-1								
3-2-1		0-1-0		0-0-0		HOME		0-0-0		0-1-0		3-0-1								
2-2-0		0-0-0		0-0-		AWAY		1-1-0		0-0-0		1-0-0								
0-0-0		0-0-0		0-0-0		NEUTRAL		0-0-0		0-0-0		0-0-0								
3-1-1		0-0-0		0-0-0		CONFERENCE		0-0-0		0-0-0		3-1-1								
2-1-0		0-0-0		0-0-0		HOME		0-0-0		0-0-0		2-1-0								
1-0-1		0-0-0		0-0-0		AWAY		0-0-0		0-0-0		1-0-1								
0-0-0		0-0-0		0-0-0		NEUTRAL		0-0-0		0-0-0		0-0-0								
RPI	S	Opponent		Score		RPI	S	Opponent		Score		RPI	S	Opponent		Score				
24	H	Tennessee		0	2	40	A	Georgia		0	3	73	A	Alabama		2	1			
												92	A	Auburn		0	2			
														147 H Western Caro.		0	2			
														179 H Lipscomb		1	2			
														192 H Kennesaw St.		2	1			
														231 A East Tenn. St.		3	2			
														234 H Georgia St.		2	2			
														245 H Ga. Southern		3	2			
														264 A USC Upstate		0	0			
														290 H Northern Ky.		3	1			
														302 H Charleston So.		4	0			
														310 H Jacksonville St.		4	0			
														323 A Alabama A&M		10	0			
LAST 10 GAMES																				
						192	H	Kennesaw St.		2	1	245	H	Ga. Southern		3	2			
						264	A	USC Upstate		0	0	147	H	Western Caro.		0	2			
						231	A	East Tenn. St.		3	2	310	H	Jacksonville St.		4	0			
						179	H	Lipscomb		1	2	302	H	Charleston So.		4	0			
						290	H	Northern Ky.		3	1	24	H	Tennessee		0	2			

Non-Div. I Games:

Mercer



Average RPI Win: 274		WON-LOST	WINNING	LAST 10	STRENGTH OF		OPP. STRENGTH	TEAM	ADJ	CONF.	ADJ CONF.
Average RPI Loss: 79		RECORD	PCT. RANK	GAMES	SCHEDULE		OF SCHEDULE	RPI	RPI	RPI	RPI
DIV. I ONLY		3-10-0	.23077	298	1-9-0		42	172	195	.47707	195
DIV. I NON-CONF.		3-4-0	.42857	204	1-3-0		112	295	174	.48322	173
TOTALS		RPI 1-25	RPI 26-50		W-L RECORDS		RPI 51-100		RPI 101-150		RPI 150+
3-10-0	0-0-0	0-3-0		OVERALL		0-4-0		0-2-0		3-1-0	
2-4-0	0-0-0	0-2-0		HOME		0-1-0		0-1-0		2-0-0	
0-6-0	0-0-0	0-1-0		AWAY		0-3-0		0-1-0		0-1-0	
1-0-0	0-0-0	0-0-0		NEUTRAL		0-0-0		0-0-0		1-0-0	
3-4-0	0-0-0	0-0-0		NON-CONFERENCE		0-2-0		0-1-0		3-1-0	
2-1-0	0-0-0	0-0-0		HOME		0-1-0		0-0-0		2-0-0	
0-3-0	0-0-0	0-0-		AWAY		0-1-0		0-1-0		0-1-0	
1-0-0	0-0-0	0-0-0		NEUTRAL		0-0-0		0-0-0		1-0-0	
0-6-0	0-0-0	0-3-0		CONFERENCE		0-2-0		0-1-0		0-0-0	
0-3-0	0-0-0	0-2-0		HOME		0-0-0		0-1-0		0-0-0	
0-3-0	0-0-0	0-1-0		AWAY		0-2-0		0-0-0		0-0-0	
0-0-0	0-0-0	0-0-0		NEUTRAL		0-0-0		0-0-0		0-0-0	
RPI S	Opponent	Score	RPI S	Opponent	Score	RPI S	Opponent	Score	RPI S	Opponent	Score
			27 H	Kentucky	1 3	53 A	Texas A&M	0 8	119 H	Missouri	1 3
			31 H	Florida	0 1	59 A	LSU	2 3	137 A	South Ala.	2 3
			35 A	Arkansas	0 1	86 H	Furman	0 4	152 A	Southern Miss.	0 3
						89 A	FGCU	1 2	220 H	Arkansas St.	4 0
									286 N	Fla. Atlantic	3 1
									317 H	Jackson St.	4 2
LAST 10 GAMES											
			31 H	Florida	0 1	119 H	Missouri	1 3			
			35 A	Arkansas	0 1	317 H	Jackson St.	4 2			
			27 H	Kentucky	1 3	86 H	Furman	0 4			
			59 A	LSU	2 3	152 A	Southern Miss.	0 3			
			53 A	Texas A&M	0 8	89 A	FGCU	1 2			

Non-Div. I Games:

Mississippi St.



Average RPI Win: 261		WON-LOST	WINNING	LAST 10	STRENGTH OF		OPP. STRENGTH	TEAM	ADJ	CONF.	ADJ CONF.
Average RPI Loss: 154		RECORD	PCT. RANK	GAMES	SCHEDULE		OF SCHEDULE	RPI	RPI	RPI	RPI
DIV. I ONLY		5-5-2	.5	142	3-3-2		188	245	191	.4769	196
DIV. I NON-CONF.		3-3-2	.5	147	1-1-2		261	218	221	.45573	222
TOTALS		RPI 1-25	RPI 26-50		W-L RECORDS		RPI 51-100		RPI 101-150		RPI 150+
5-5-2		0-0-0	0-0-0		OVERALL		0-0-0		0-3-0		5-2-2
3-4-1		0-0-0	0-0-0		HOME		0-0-0		0-2-0		3-2-1
2-1-1		0-0-0	0-0-0		AWAY		0-0-0		0-1-0		2-0-1
0-0-0		0-0-0	0-0-0		NEUTRAL		0-0-0		0-0-0		0-0-0
3-3-2		0-0-0	0-0-0		NON-CONFERENCE		0-0-0		0-1-0		3-2-2
2-2-1		0-0-0	0-0-0		HOME		0-0-0		0-0-0		2-2-1
1-1-1		0-0-0	0-0-		AWAY		0-0-0		0-1-0		1-0-1
0-0-0		0-0-0	0-0-0		NEUTRAL		0-0-0		0-0-0		0-0-0
2-2-0		0-0-0	0-0-0		CONFERENCE		0-0-0		0-2-0		2-0-0
1-2-0		0-0-0	0-0-0		HOME		0-0-0		0-2-0		1-0-0
1-0-0		0-0-0	0-0-0		AWAY		0-0-0		0-0-0		1-0-0
0-0-0		0-0-0	0-0-0		NEUTRAL		0-0-0		0-0-0		0-0-0
RPI S	Opponent	Score	RPI S	Opponent	Score	RPI S	Opponent	Score	RPI S	Opponent	Score
									102 A	TCU	0 3
									121 H	Southeastern La.	1 2
									124 H	Nicholls St.	1 2
									179 A	Lipscomb	2 2
									203 H	Missouri St.	0 2
									206 A	Louisiana Tech	2 0
									216 H	UMKC	1 1
									220 H	Arkansas St.	2 3
									228 A	Northwestern St.	3 0
									270 H	La.-Monroe	6 2
									293 H	A&M-Corpus Christi	2 1
									308 H	Mississippi Val.	4 0
LAST 10 GAMES											
						124 H	Nicholls St.	1 2	270 H	La.-Monroe	6 2
						121 H	Southeastern La.	1 2	179 A	Lipscomb	2 2
						228 A	Northwestern St.	3 0	216 H	UMKC	1 1
						293 H	A&M-Corpus Christi	2 1	203 H	Missouri St.	0 2
						102 A	TCU	0 3	220 H	Arkansas St.	2 3

Non-Div. I Games: Incarnate Word 3 2 Abilene Christian 1 2

Central Ark.



Average RPI Win: 219		WON-LOST	WINNING	LAST 10	STRENGTH OF		OPP. STRENGTH	TEAM	ADJ	CONF.	ADJ CONF.
Average RPI Loss: 105		RECORD	PCT. RANK	GAMES	SCHEDULE		OF SCHEDULE	RPI	RPI	RPI	RPI
DIV. I ONLY		5-7-3	.43333	194	5-5-0		175	155	196	.47647	197
DIV. I NON-CONF.		2-5-3	.35	243	2-3-0		168	170	222	.45658	221
TOTALS		RPI 1-25	RPI 26-50		W-L RECORDS		RPI 51-100		RPI 101-150		RPI 150+
5-7-3	0-0-0	0-2-0		OVERALL		0-1-1		2-2-0		3-2-2	
3-4-1	0-0-0	0-1-0		HOME		0-0-0		2-2-0		1-1-1	
2-3-1	0-0-0	0-1-0		AWAY		0-1-1		0-0-0		2-1-0	
0-0-1	0-0-0	0-0-0		NEUTRAL		0-0-0		0-0-0		0-0-1	
2-5-3	0-0-0	0-2-0		NON-CONFERENCE		0-0-1		1-1-0		1-2-2	
1-3-1	0-0-0	0-1-0		HOME		0-0-0		1-1-0		0-1-1	
1-2-1	0-0-0	0-0-		AWAY		0-0-1		0-0-0		1-1-0	
0-0-1	0-0-0	0-0-0		NEUTRAL		0-0-0		0-0-0		0-0-1	
3-2-0	0-0-0	0-0-0		CONFERENCE		0-1-0		1-1-0		2-0-0	
2-1-0	0-0-0	0-0-0		HOME		0-0-0		1-1-0		1-0-0	
1-1-0	0-0-0	0-0-0		AWAY		0-1-0		0-0-0		1-0-0	
0-0-0	0-0-0	0-0-0		NEUTRAL		0-0-0		0-0-0		0-0-0	
RPI S	Opponent	Score	RPI S	Opponent	Score	RPI S	Opponent	Score	RPI S	Opponent	Score
			36 H	James Madison	0 2	61 A	Samford	0 3	106 H	SMU	0 3
			44 A	Clemson	0 2	89 A	FGCU	0 0	122 H	Charlotte	1 0
									138 H	Appalachian St.	1 2
									147 H	Western Caro.	2 1
									153 A	Winthrop	1 2
									183 H	Coastal Caro.	0 0
									200 H	East Carolina	0 2
									224 H	Citadel	3 0
									283 A	Chattanooga	3 2
									286 N	Fla. Atlantic	0 0
									321 A	Francis Marion	4 3
LAST 10 GAMES											
			321 A	Francis Marion	4 3	283 A	Chattanooga	3 2			
			224 H	Citadel	3 0	122 H	Charlotte	1 0			
			138 H	Appalachian St.	1 2	36 H	James Madison	0 2			
			147 H	Western Caro.	2 1	153 A	Winthrop	1 2			
			61 A	Samford	0 3	44 A	Clemson	0 2			

Non-Div. I Games:

Davidson



Average RPI Win:	278	WON-LOST	WINNING	LAST 10	STRENGTH OF	OPP. STRENGTH	TEAM	ADJ	CONF.	ADJ CONF.	
Average RPI Loss:	175	RECORD	PCT. RANK	GAMES	SCHEDULE	OF SCHEDULE	RPI	RPI	RPI	RPI	
DIV. I ONLY	8-4-2	.64286	80	4-4-2	290	285	198	.47611	198	27	27
DIV. I NON-CONF.	7-2-1	.75	51	3-2-1	284	307	148	.49835	149	26	26
<hr/>											
TOTALS	RPI 1-25	RPI 26-50		W-L RECORDS	RPI 51-100		RPI 101-150		RPI 150+		
8-4-2	0-0-0	0-0-0		OVERALL	0-0-0		0-2-0		8-2-2		
5-1-1	0-0-0	0-0-0		HOME	0-0-0		0-1-0		5-0-1		
3-3-1	0-0-0	0-0-0		AWAY	0-0-0		0-1-0		3-2-1		
0-0-0	0-0-0	0-0-0		NEUTRAL	0-0-0		0-0-0		0-0-0		
7-2-1	0-0-0	0-0-0		NON-CONFERENCE	0-0-0		0-1-0		7-1-1		
4-0-1	0-0-0	0-0-0		HOME	0-0-0		0-0-0		4-0-1		
3-2-0	0-0-0	0-0-		AWAY	0-0-0		0-1-0		3-1-0		
0-0-0	0-0-0	0-0-0		NEUTRAL	0-0-0		0-0-0		0-0-0		
1-2-1	0-0-0	0-0-0		CONFERENCE	0-0-0		0-1-0		1-1-1		
1-1-0	0-0-0	0-0-0		HOME	0-0-0		0-1-0		1-0-0		
0-1-1	0-0-0	0-0-0		AWAY	0-0-0		0-0-0		0-1-1		
0-0-0	0-0-0	0-0-0		NEUTRAL	0-0-0		0-0-0		0-0-0		
RPI	S	Opponent	Score	RPI	S	Opponent	Score	RPI	S	Opponent	Score
								125	A	Stony Brook	1 2
								140	H	Saint Francis (PA)	1 2
								173	H	Maine	1 1
								175	A	Fairleigh Dickinson	0 0
								178	H	Fairfield	2 1
								185	A	UMBC	1 2
								251	A	Mt. St. Mary's	0 3
								267	H	NJIT	4 0
								273	H	Holy Cross	2 0
								276	H	Sacred Heart	5 3
								284	H	Manhattan	2 1
								298	A	Howard	3 2
								320	A	Saint Peter's	3 1
								324	A	Delaware St.	2 0
<hr/>											
LAST 10 GAMES											
				175	A	Fairleigh Dickinson	0 0	185	A	UMBC	1 2
				251	A	Mt. St. Mary's	0 3	267	H	NJIT	4 0
				140	H	Saint Francis (PA)	1 2	284	H	Manhattan	2 1
				276	H	Sacred Heart	5 3	125	A	Stony Brook	1 2
				324	A	Delaware St.	2 0	173	H	Maine	1 1

Non-Div. I Games:

Wagner



Average RPI Win:		224	WON-LOST RECORD		WINNING PCT. RANK		LAST 10 GAMES		STRENGTH OF SCHEDULE		OPP. STRENGTH OF SCHEDULE		TEAM RPI		ADJ RPI		CONF. RPI		ADJ CONF. RPI				
DIV. I ONLY			5-6-3		.46429 175		3-4-3		216		134		199		.47606 199		14		14				
DIV. I NON-CONF.			4-4-1		.5 147		2-2-1		204		141		170		.48622 169		13		13				
TOTALS		RPI 1-25		RPI 26-50		W-L RECORDS		RPI 51-100		RPI 101-150		RPI 150+											
5-6-3		0-1-0		0-1-0		OVERALL		0-1-0		0-2-0		5-1-3											
2-4-1		0-1-0		0-1-0		HOME		0-1-0		0-0-0		2-1-1											
3-2-2		0-0-0		0-0-0		AWAY		0-0-0		0-2-0		3-0-2											
0-0-0		0-0-0		0-0-0		NEUTRAL		0-0-0		0-0-0		0-0-0											
4-4-1		0-1-0		0-0-0		NON-CONFERENCE		0-0-0		0-2-0		4-1-1											
2-2-0		0-1-0		0-0-0		HOME		0-0-0		0-0-0		2-1-0											
2-2-1		0-0-0		0-0-		AWAY		0-0-0		0-2-0		2-0-1											
0-0-0		0-0-0		0-0-0		NEUTRAL		0-0-0		0-0-0		0-0-0											
1-2-2		0-0-0		0-1-0		CONFERENCE		0-1-0		0-0-0		1-0-2											
0-2-1		0-0-0		0-1-0		HOME		0-1-0		0-0-0		0-0-1											
1-0-1		0-0-0		0-0-0		AWAY		0-0-0		0-0-0		1-0-1											
0-0-0		0-0-0		0-0-0		NEUTRAL		0-0-0		0-0-0		0-0-0											
RPI	S	Opponent		Score		RPI	S	Opponent		Score		RPI	S	Opponent		Score							
22	H	Rutgers		2	3	41	H	Boston U.		0	1	80	H	Colgate		1	2						
												104	A	Princeton		0	3						
												114	A	Seton Hall		0	2						
												162	H	Binghamton		0	1						
												171	A	Massachusetts		2	0						
												178	H	Fairfield		1	0						
												204	H	American		0	0						
												227	A	Fordham		1	1						
												230	A	Bucknell		2	1						
												265	A	Central Conn. St.		1	0						
												278	H	Rhode Island		5	0						
												281	A	Loyola Maryland		1	1						
												LAST 10 GAMES											
												204	H	American		0	0	230	A	Bucknell		2	1
												80	H	Colgate		1	2	278	H	Rhode Island		5	0
												281	A	Loyola Maryland		1	1	265	A	Central Conn. St.		1	0
												104	A	Princeton		0	3						
												162	H	Binghamton		0	1	227	A	Fordham		1	1

Non-Div. I Games:

Army



Average RPI Win:		197	WON-LOST RECORD		WINNING PCT. RANK		LAST 10 GAMES		STRENGTH OF SCHEDULE		OPP. STRENGTH OF SCHEDULE		TEAM RPI		ADJ RPI		CONF. RPI		ADJ CONF. RPI	
DIV. I ONLY			4-8-2	.35714	242	2-7-1			117		148		201		.47454	200	12	12		
DIV. I NON-CONF.			3-4-2	.44444	190	1-3-1			144		179		168		.4879	168	12	12		
TOTALS		RPI 1-25		RPI 26-50		W-L RECORDS		RPI 51-100		RPI 101-150		RPI 150+								
4-8-2		0-2-0		0-0-0		OVERALL		0-0-0		2-4-1		2-2-1								
3-4-1		0-1-0		0-0-0		HOME		0-0-0		2-2-0		1-1-1								
1-4-1		0-1-0		0-0-0		AWAY		0-0-0		0-2-1		1-1-0								
0-0-0		0-0-0		0-0-0		NEUTRAL		0-0-0		0-0-0		0-0-0								
3-4-2		0-1-0		0-0-0		NON-CONFERENCE		0-0-0		1-2-1		2-1-1								
2-2-1		0-0-0		0-0-0		HOME		0-0-0		1-1-0		1-1-1								
1-2-1		0-1-0		0-0-		AWAY		0-0-0		0-1-1		1-0-0								
0-0-0		0-0-0		0-0-0		NEUTRAL		0-0-0		0-0-0		0-0-0								
1-4-0		0-1-0		0-0-0		CONFERENCE		0-0-0		1-2-0		0-1-0								
1-2-0		0-1-0		0-0-0		HOME		0-0-0		1-1-0		0-0-0								
0-2-0		0-0-0		0-0-0		AWAY		0-0-0		0-1-0		0-1-0								
0-0-0		0-0-0		0-0-0		NEUTRAL		0-0-0		0-0-0		0-0-0								
RPI	S	Opponent		Score		RPI	S	Opponent		Score		RPI	S	Opponent		Score				
11	A	South Carolina		0	1							105	H	Marshall		0	2			
16	H	Colorado Col.		0	1							107	A	Elon		1	1			
												112	A	UAB		2	3			
												116	H	UNC Greensboro		0	1			
												122	H	Charlotte		2	0			
												144	A	High Point		0	1			
												147	H	Western Caro.		2	1			
												172	H	George Washington		1	1			
												197	A	Davidson		2	0			
												210	H	UNC Wilmington		2	3			
												272	A	Old Dominion		0	2			
												321	H	Francis Marion		3	0			
LAST 10 GAMES																				
105 H Marshall						0	2	144 A High Point						0	1					
112 A UAB						2	3	11 A South Carolina						0	1					
272 A Old Dominion						0	2	321 H Francis Marion						3	0					
122 H Charlotte						2	0	172 H George Washington						1	1					
16 H Colorado Col.						0	1	210 H UNC Wilmington						2	3					

Non-Div. I Games:

East Carolina



Average RPI Win:		274	WON-LOST RECORD		WINNING PCT. RANK		LAST 10 GAMES		STRENGTH OF SCHEDULE		OPP. STRENGTH OF SCHEDULE		TEAM RPI		ADJ RPI		CONF. RPI		ADJ CONF. RPI	
DIV. I ONLY			6-4-4		.57143 116		5-2-3		280		176		203		.47451 201		22		22	
DIV. I NON-CONF.			4-2-2		.625 96		3-0-1		234		195		143		.5026 143		19		19	
TOTALS		RPI 1-25		RPI 26-50		W-L RECORDS		RPI 51-100		RPI 101-150		RPI 150+								
6-4-4		0-0-0		0-1-0		OVERALL		0-1-0		0-0-2		6-2-2								
2-3-1		0-0-0		0-1-0		HOME		0-1-0		0-0-1		2-1-0								
4-1-3		0-0-0		0-0-0		AWAY		0-0-0		0-0-1		4-1-2								
0-0-0		0-0-0		0-0-0		NEUTRAL		0-0-0		0-0-0		0-0-0								
4-2-2		0-0-0		0-1-0		NON-CONFERENCE		0-1-0		0-0-1		4-0-1								
1-2-1		0-0-0		0-1-0		HOME		0-1-0		0-0-1		1-0-0								
3-0-1		0-0-0		0-0-		AWAY		0-0-0		0-0-0		3-0-1								
0-0-0		0-0-0		0-0-0		NEUTRAL		0-0-0		0-0-0		0-0-0								
2-2-2		0-0-0		0-0-0		CONFERENCE		0-0-0		0-0-1		2-2-1								
1-1-0		0-0-0		0-0-0		HOME		0-0-0		0-0-0		1-1-0								
1-1-2		0-0-0		0-0-0		AWAY		0-0-0		0-0-1		1-1-1								
0-0-0		0-0-0		0-0-0		NEUTRAL		0-0-0		0-0-0		0-0-0								
RPI	S	Opponent		Score		RPI	S	Opponent		Score		RPI	S	Opponent		Score				
				42	H	Indiana	0	1	56	H	DePaul	1	3	115	H	Wright St.	1	1		
														134	A	Miami (OH)	1	1		
														151	A	Ball St.	1	2		
														169	H	Central Mich.	1	2		
														232	H	Morehead St.	3	1		
														238	A	Cleveland St.	0	0		
														241	A	Buffalo	1	0		
														254	A	Akron	2	2		
														263	A	Eastern Ky.	5	1		
														285	A	Niagara	2	1		
														309	H	Bowling Green	3	1		
														316	A	Youngstown St.	1	0		
				LAST 10 GAMES																
				241	A	Buffalo	1	0	309	H	Bowling Green	3	1							
				254	A	Akron	2	2	238	A	Cleveland St.	0	0							
				151	A	Ball St.	1	2	316	A	Youngstown St.	1	0							
				134	A	Miami (OH)	1	1	232	H	Morehead St.	3	1							
				169	H	Central Mich.	1	2	285	A	Niagara	2	1							

**Non-Div. I Games:**

Ohio



Average RPI Win:	241	WON-LOST	WINNING	LAST 10	STRENGTH OF	OPP. STRENGTH	TEAM	ADJ	CONF.	ADJ CONF.	
Average RPI Loss:	186	RECORD	PCT. RANK	GAMES	SCHEDULE	OF SCHEDULE	RPI	RPI	RPI	RPI	
DIV. I ONLY	8-4-3	.63333	87	6-3-1	296	213	202	.47392	202	26	26
DIV. I NON-CONF.	5-2-3	.65	88	3-1-1	268	207	160	.491	159	25	25
TOTALS	RPI 1-25	RPI 26-50	W-L RECORDS		RPI 51-100	RPI 101-150		RPI 150+			
8-4-3	0-0-0	0-0-0	OVERALL		0-0-0	1-1-0		7-3-3			
4-3-0	0-0-0	0-0-0	HOME		0-0-0	1-0-0		3-3-0			
3-1-2	0-0-0	0-0-0	AWAY		0-0-0	0-1-0		3-0-2			
1-0-1	0-0-0	0-0-0	NEUTRAL		0-0-0	0-0-0		1-0-1			
5-2-3	0-0-0	0-0-0	NON-CONFERENCE		0-0-0	0-1-0		5-1-3			
3-1-0	0-0-0	0-0-0	HOME		0-0-0	0-0-0		3-1-0			
1-1-2	0-0-0	0-0-	AWAY		0-0-0	0-1-0		1-0-2			
1-0-1	0-0-0	0-0-0	NEUTRAL		0-0-0	0-0-0		1-0-1			
3-2-0	0-0-0	0-0-0	CONFERENCE		0-0-0	1-0-0		2-2-0			
1-2-0	0-0-0	0-0-0	HOME		0-0-0	1-0-0		0-2-0			
2-0-0	0-0-0	0-0-0	AWAY		0-0-0	0-0-0		2-0-0			
0-0-0	0-0-0	0-0-0	NEUTRAL		0-0-0	0-0-0		0-0-0			
RPI S	Opponent	Score	RPI S	Opponent	Score	RPI S	Opponent	Score	RPI S	Opponent	Score
							125 H Stony Brook	3 2			
							143 A Yale	0 2			
							164 A Saint Joseph's	0 0			
							173 H Maine	0 1			
							175 A Fairleigh Dickinson	3 0			
							178 H Fairfield	1 2			
							204 N American	1 0			
							248 A Iona	1 1			
							250 H New Hampshire	0 1			
							257 H Bryant	1 0			
							265 H Central Conn. St.	2 0			
							273 N Holy Cross	0 0			
							276 H Sacred Heart	3 0			
							305 A Albany (NY)	3 1			
							319 A UMass Lowell	4 0			
LAST 10 GAMES											
							319 A UMass Lowell	4 0			
							276 H Sacred Heart	3 0			
							265 H Central Conn. St.	2 0			
							143 A Yale	0 2			
							204 N American	1 0			
							273 N Holy Cross	0 0			

Non-Div. I Games:

Hartford



Average RPI Win:	233	WON-LOST	WINNING	LAST 10	STRENGTH OF	OPP. STRENGTH	TEAM	ADJ	CONF.	ADJ CONF.	
Average RPI Loss:	142	RECORD	PCT. RANK	GAMES	SCHEDULE	OF SCHEDULE	RPI	RPI	RPI	RPI	
DIV. I ONLY	5-7-2	.42857	200	5-3-2	151	221	200	.47347	203	24	24
DIV. I NON-CONF.	3-7-1	.31818	256	3-3-1	137	204	225	.45416	225	23	23
<hr/>											
TOTALS	RPI 1-25	RPI 26-50		W-L RECORDS	RPI 51-100		RPI 101-150		RPI 150+		
5-7-2	0-0-0	0-1-0		OVERALL	0-2-0		0-1-0		5-3-2		
2-4-0	0-0-0	0-1-0		HOME	0-2-0		0-1-0		2-0-0		
3-3-2	0-0-0	0-0-0		AWAY	0-0-0		0-0-0		3-3-2		
0-0-0	0-0-0	0-0-0		NEUTRAL	0-0-0		0-0-0		0-0-0		
<hr/>											
3-7-1	0-0-0	0-1-0		NON-CONFERENCE	0-2-0		0-1-0		3-3-1		
1-4-0	0-0-0	0-1-0		HOME	0-2-0		0-1-0		1-0-0		
2-3-1	0-0-0	0-0-		AWAY	0-0-0		0-0-0		2-3-1		
0-0-0	0-0-0	0-0-0		NEUTRAL	0-0-0		0-0-0		0-0-0		
<hr/>											
2-0-1	0-0-0	0-0-0		CONFERENCE	0-0-0		0-0-0		2-0-1		
1-0-0	0-0-0	0-0-0		HOME	0-0-0		0-0-0		1-0-0		
1-0-1	0-0-0	0-0-0		AWAY	0-0-0		0-0-0		1-0-1		
0-0-0	0-0-0	0-0-0		NEUTRAL	0-0-0		0-0-0		0-0-0		
<hr/>											
RPI	S	Opponent	Score	RPI	S	Opponent	Score	RPI	S	Opponent	Score
				35	H	Arkansas	0 3	65	H	Oral Roberts	1 2
								71	H	Tulsa	0 1
								129	H	Kansas	0 1
								189	A	Evansville	0 0
								193	A	Loyola Chicago	2 1
								196	A	Central Ark.	2 0
								205	A	SIU Edwardsville	0 1
								216	H	UMKC	1 0
								220	A	Arkansas St.	1 3
								244	A	Western Ill.	1 0
								269	A	UALR	0 1
								274	A	Neb. Omaha	1 1
								314	H	UNI	3 1
<hr/>											
LAST 10 GAMES											
				189	A	Evansville	0 0	205	A	SIU Edwardsville	0 1
				193	A	Loyola Chicago	2 1	244	A	Western Ill.	1 0
				314	H	UNI	3 1	269	A	UALR	0 1
				274	A	Neb. Omaha	1 1	196	A	Central Ark.	2 0
				216	H	UMKC	1 0	220	A	Arkansas St.	1 3

Non-Div. I Games:

Missouri St.



Average RPI Win:	245	WON-LOST RECORD	WINNING PCT. RANK	LAST 10 GAMES	STRENGTH OF SCHEDULE	OPP. STRENGTH OF SCHEDULE	TEAM RPI	ADJ RPI	CONF. RPI	ADJ CONF. RPI							
DIV. I ONLY		5-8-1	.39286	217	4-5-1	114	257	206	.47343	204	14	14					
DIV. I NON-CONF.		2-7-0	.22222	285	1-5-0	90	275	245	.44146	243	13	13					
<hr/>																	
TOTALS	RPI 1-25		RPI 26-50		W-L RECORDS		RPI 51-100		RPI 101-150		RPI 150+						
5-8-1	0-0-0		0-0-0		OVERALL		0-2-0		0-1-0		5-5-1						
3-4-0	0-0-0		0-0-0		HOME		0-1-0		0-0-0		3-3-0						
2-3-1	0-0-0		0-0-0		AWAY		0-1-0		0-1-0		2-1-1						
0-1-0	0-0-0		0-0-0		NEUTRAL		0-0-0		0-0-0		0-1-0						
2-7-0	0-0-0		0-0-0		NON-CONFERENCE		0-1-0		0-1-0		2-5-0						
1-3-0	0-0-0		0-0-0		HOME		0-0-0		0-0-0		1-3-0						
1-3-0	0-0-0		0-0-		AWAY		0-1-0		0-1-0		1-1-0						
0-1-0	0-0-0		0-0-0		NEUTRAL		0-0-0		0-0-0		0-1-0						
3-1-1	0-0-0		0-0-0		CONFERENCE		0-1-0		0-0-0		3-0-1						
2-1-0	0-0-0		0-0-0		HOME		0-1-0		0-0-0		2-0-0						
1-0-1	0-0-0		0-0-0		AWAY		0-0-0		0-0-0		1-0-1						
0-0-0	0-0-0		0-0-0		NEUTRAL		0-0-0		0-0-0		0-0-0						
RPI	S	Opponent	Score	RPI	S	Opponent	Score	RPI	S	Opponent	Score	RPI	S	Opponent	Score		
								57	H	Navy	0	1	101	A	Liberty	0	2
								74	A	La Salle	2	3	172	H	George Washington	0	1
													178	A	Fairfield	0	1
													185	H	UMBC	1	2
													187	H	Richmond	1	3
													190	H	George Mason	1	0
													199	A	Army	0	0
													202	N	Hartford	0	1
													230	H	Bucknell	3	0
													236	H	Lehigh	1	0
													273	A	Holy Cross	1	0
													298	A	Howard	1	0
<hr/>																	
LAST 10 GAMES																	
								199	A	Army	0	0	202	N	Hartford	0	1
								230	H	Bucknell	3	0	178	A	Fairfield	0	1
								273	A	Holy Cross	1	0	190	H	George Mason	1	0
								187	H	Richmond	1	3	74	A	La Salle	2	3
								236	H	Lehigh	1	0	101	A	Liberty	0	2

Non-Div. I Games:

American



Average RPI Win:	229	WON-LOST	WINNING	LAST 10	STRENGTH OF	OPP. STRENGTH	TEAM	ADJ	CONF.	ADJ CONF.	
Average RPI Loss:	251	RECORD	PCT. RANK	GAMES	SCHEDULE	OF SCHEDULE	RPI	RPI	RPI	RPI	
DIV. I ONLY	9-3-3	.7	53	5-2-3	319	179	205	.47331	205	28	28
DIV. I NON-CONF.	6-1-2	.77778	44	2-0-2	320	173	164	.48862	167	28	28
<hr/>											
TOTALS	RPI 1-25	RPI 26-50		W-L RECORDS		RPI 51-100		RPI 101-150		RPI 150+	
9-3-3	0-0-0	0-0-0		OVERALL		0-0-0		1-0-0		8-3-3	
4-2-2	0-0-0	0-0-0		HOME		0-0-0		0-0-0		4-2-2	
4-1-0	0-0-0	0-0-0		AWAY		0-0-0		1-0-0		3-1-0	
1-0-1	0-0-0	0-0-0		NEUTRAL		0-0-0		0-0-0		1-0-1	
<hr/>											
6-1-2	0-0-0	0-0-0		NON-CONFERENCE		0-0-0		0-0-0		6-1-2	
3-0-1	0-0-0	0-0-0		HOME		0-0-0		0-0-0		3-0-1	
2-1-0	0-0-0	0-0-		AWAY		0-0-0		0-0-0		2-1-0	
1-0-1	0-0-0	0-0-0		NEUTRAL		0-0-0		0-0-0		1-0-1	
<hr/>											
3-2-1	0-0-0	0-0-0		CONFERENCE		0-0-0		1-0-0		2-2-1	
1-2-1	0-0-0	0-0-0		HOME		0-0-0		0-0-0		1-2-1	
2-0-0	0-0-0	0-0-0		AWAY		0-0-0		1-0-0		1-0-0	
0-0-0	0-0-0	0-0-0		NEUTRAL		0-0-0		0-0-0		0-0-0	
<hr/>											
RPI	S	Opponent	Score	RPI	S	Opponent	Score	RPI	S	Opponent	Score
								118	A	Austin Peay	1 0
								170	A	Saint Louis	1 0
								193	H	Loyola Chicago	1 1
								203	H	Missouri St.	1 0
								213	H	Belmont	1 1
								216	A	UMKC	0 1
								219	H	Indiana St.	1 0
								229	H	IUPUI	2 0
								232	H	Morehead St.	0 1
								263	H	Eastern Ky.	2 1
								282	N	Eastern Wash.	2 1
								288	A	Drake	4 1
								291	A	Murray St.	5 2
								303	N	Colorado St.	0 0
								304	H	Tennessee Tech	0 1
<hr/>											
LAST 10 GAMES											
118 A Austin Peay				1	0	304 H Tennessee Tech				0	1
291 A Murray St.				5	2	303 N Colorado St.				0	0
232 H Morehead St.				0	1	282 N Eastern Wash.				2	1
263 H Eastern Ky.				2	1	203 H Missouri St.				1	0
213 H Belmont				1	1	193 H Loyola Chicago				1	1

Non-Div. I Games:

SIU Edwardsville



Average RPI Win:	225	WON-LOST	WINNING	LAST 10	STRENGTH OF	OPP. STRENGTH	TEAM	ADJ	CONF.	ADJ CONF.							
Average RPI Loss:	138	RECORD	PCT. RANK	GAMES	SCHEDULE	OF SCHEDULE	RPI	RPI	RPI	RPI							
DIV. I ONLY	7-7-1	.5	142	6-4-0	210	248	204	.47229	206	12	12						
DIV. I NON-CONF.	5-4-1	.55	141	4-1-0	266	312	224	.45376	226	12	12						
<hr/>																	
TOTALS	RPI 1-25	RPI 26-50		W-L RECORDS		RPI 51-100		RPI 101-150		RPI 150+							
7-7-1	0-0-0	0-0-0		OVERALL		0-2-0		2-3-0		5-2-1							
2-2-0	0-0-0	0-0-0		HOME		0-0-0		1-1-0		1-1-0							
5-4-1	0-0-0	0-0-0		AWAY		0-2-0		1-1-0		4-1-1							
0-1-0	0-0-0	0-0-0		NEUTRAL		0-0-0		0-1-0		0-0-0							
<hr/>																	
5-4-1	0-0-0	0-0-0		NON-CONFERENCE		0-1-0		0-1-0		5-2-1							
1-1-0	0-0-0	0-0-0		HOME		0-0-0		0-0-0		1-1-0							
4-2-1	0-0-0	0-0-		AWAY		0-1-0		0-0-0		4-1-1							
0-1-0	0-0-0	0-0-0		NEUTRAL		0-0-0		0-1-0		0-0-0							
<hr/>																	
2-3-0	0-0-0	0-0-0		CONFERENCE		0-1-0		2-2-0		0-0-0							
1-1-0	0-0-0	0-0-0		HOME		0-0-0		1-1-0		0-0-0							
1-2-0	0-0-0	0-0-0		AWAY		0-1-0		1-1-0		0-0-0							
0-0-0	0-0-0	0-0-0		NEUTRAL		0-0-0		0-0-0		0-0-0							
<hr/>																	
RPI S	Opponent	Score	RPI S	Opponent	Score	RPI S	Opponent	Score	RPI S	Opponent	Score						
						59 A	LSU	0 1	105 H	Marshall	2 0						
						71 A	Tulsa	0 3	111 A	North Texas	0 1						
									133 H	FIU	2 3						
									135 A	Middle Tenn.	1 0						
									137 N	South Ala.	0 1						
									166 A	La.-Lafayette	3 2						
									196 H	Central Ark.	0 2						
									261 A	McNeese St.	2 4						
									268 A	Troy	2 0						
									269 A	UALR	2 0						
									307 H	Southern U.	5 0						
									317 A	Jackson St.	0 0						
									326 A	Grambling	6 0						
						<hr/>											
									LAST 10 GAMES								
			135 A Middle Tenn.			1 0	307 H Southern U.			5 0							
			133 H FIU			2 3	326 A Grambling			6 0							
			105 H Marshall			2 0	269 A UALR			2 0							
			111 A North Texas			0 1	261 A McNeese St.			2 4							
			71 A Tulsa			0 3	166 A La.-Lafayette			3 2							

Non-Div. I Games:

Louisiana Tech



Average RPI Win:	273	WON-LOST RECORD	WINNING PCT. RANK	LAST 10 GAMES	STRENGTH OF SCHEDULE	OPP. STRENGTH OF SCHEDULE	TEAM RPI	ADJ RPI	CONF. RPI	ADJ CONF. RPI		
DIV. I ONLY		9-3-2	.71429	47	8-1-1	320	239	207	.47139	207	23	23
DIV. I NON-CONF.		5-3-2	.6	111	4-1-1	321	216	254	.43412	254	24	24
<hr/>												
TOTALS	RPI 1-25	RPI 26-50		W-L RECORDS		RPI 51-100		RPI 101-150		RPI 150+		
9-3-2	0-0-0	0-0-0		OVERALL		0-0-0		0-2-0		9-1-2		
4-3-1	0-0-0	0-0-0		HOME		0-0-0		0-2-0		4-1-1		
4-0-0	0-0-0	0-0-0		AWAY		0-0-0		0-0-0		4-0-0		
1-0-1	0-0-0	0-0-0		NEUTRAL		0-0-0		0-0-0		1-0-1		
5-3-2	0-0-0	0-0-0		NON-CONFERENCE		0-0-0		0-2-0		5-1-2		
2-3-1	0-0-0	0-0-0		HOME		0-0-0		0-2-0		2-1-1		
2-0-0	0-0-0	0-0-		AWAY		0-0-0		0-0-0		2-0-0		
1-0-1	0-0-0	0-0-0		NEUTRAL		0-0-0		0-0-0		1-0-1		
4-0-0	0-0-0	0-0-0		CONFERENCE		0-0-0		0-0-0		4-0-0		
2-0-0	0-0-0	0-0-0		HOME		0-0-0		0-0-0		2-0-0		
2-0-0	0-0-0	0-0-0		AWAY		0-0-0		0-0-0		2-0-0		
0-0-0	0-0-0	0-0-0		NEUTRAL		0-0-0		0-0-0		0-0-0		
<hr/>												
RPI S	Opponent	Score	RPI S	Opponent	Score	RPI S	Opponent	Score	RPI S	Opponent	Score	
									129 H	Kansas	1 2	
									130 H	Iowa St.	1 2	
									193 H	Loyola Chicago	1 2	
									223 N	Lamar	3 0	
									229 A	IUPUI	1 0	
									244 A	Western Ill.	1 0	
									252 H	Nevada	0 0	
									258 N	Sam Houston St.	0 0	
									274 H	Neb. Omaha	1 0	
									288 A	Drake	1 0	
									289 H	Northern Ill.	2 1	
									294 H	South Dakota	1 0	
									301 H	North Dakota	6 1	
									314 A	UNI	1 0	
<hr/>												
			LAST 10 GAMES									
			274 H Neb. Omaha			1	0	129 H Kansas	1	2		
			294 H South Dakota			1	0	314 A UNI	1	0		
			229 A IUPUI			1	0	288 A Drake	1	0		
			244 A Western Ill.			1	0	289 H Northern Ill.	2	1		
			301 H North Dakota			6	1	252 H Nevada	0	0		

Non-Div. I Games:

South Dakota St.



Average RPI Win: 262		WON-LOST RECORD		WINNING PCT. RANK		LAST 10 GAMES		STRENGTH OF SCHEDULE		OPP. STRENGTH OF SCHEDULE		TEAM RPI		ADJ RPI		CONF. RPI		ADJ CONF. RPI	
DIV. I ONLY		6-6-1		.5 142		5-4-1		232		201		208		.4708 208		18		18	
DIV. I NON-CONF.		2-5-0		.28571 264		1-3-0		189		201		260		.42881 258		18		18	
TOTALS		RPI 1-25		RPI 26-50		W-L RECORDS		RPI 51-100		RPI 101-150		RPI 150+							
6-6-1		0-1-0		0-0-0		OVERALL		0-0-0		0-3-0		6-2-1							
4-2-0		0-0-0		0-0-0		HOME		0-0-0		0-2-0		4-0-0							
2-4-1		0-1-0		0-0-0		AWAY		0-0-0		0-1-0		2-2-1							
0-0-0		0-0-0		0-0-0		NEUTRAL		0-0-0		0-0-0		0-0-0							
2-5-0		0-1-0		0-0-0		NON-CONFERENCE		0-0-0		0-2-0		2-2-0							
1-1-0		0-0-0		0-0-0		HOME		0-0-0		0-1-0		1-0-0							
1-4-0		0-1-0		0-0-		AWAY		0-0-0		0-1-0		1-2-0							
0-0-0		0-0-0		0-0-0		NEUTRAL		0-0-0		0-0-0		0-0-0							
4-1-1		0-0-0		0-0-0		CONFERENCE		0-0-0		0-1-0		4-0-1							
3-1-0		0-0-0		0-0-0		HOME		0-0-0		0-1-0		3-0-0							
1-0-1		0-0-0		0-0-0		AWAY		0-0-0		0-0-0		1-0-1							
0-0-0		0-0-0		0-0-0		NEUTRAL		0-0-0		0-0-0		0-0-0							
RPI S	Opponent	Score		RPI S	Opponent	Score		RPI S	Opponent	Score		RPI S	Opponent	Score					
12 A	UCF	0 4										108 H	Jacksonville	1 2					
												132 A	Eastern Mich.	1 5					
												133 H	FIU	0 2					
												179 A	Lipscomb	3 3					
												191 A	Detroit	0 4					
												222 H	North Florida	1 0					
												231 H	East Tenn. St.	3 0					
												245 A	Ga. Southern	1 2					
												264 H	USC Upstate	4 1					
												268 H	Troy	2 1					
												290 A	Northern Ky.	2 1					
												299 A	South Carolina St.	1 0					
				LAST 10 GAMES															
				231 H East Tenn. St.				3 0				222 H North Florida				1 0			
				264 H USC Upstate				4 1				191 A Detroit				0 4			
				290 A Northern Ky.				2 1				132 A Eastern Mich.				1 5			
				179 A Lipscomb				3 3				12 A UCF				0 4			
				108 H Jacksonville				1 2				299 A South Carolina St.				1 0			



Average RPI Win: 218		WON-LOST RECORD		WINNING PCT. RANK		LAST 10 GAMES		STRENGTH OF SCHEDULE		OPP. STRENGTH OF SCHEDULE		TEAM RPI		ADJ RPI		CONF. RPI		ADJ CONF. RPI	
DIV. I ONLY		7-8-1		.46875 172		4-6-0		229		158		209		.46793 209		10		10	
DIV. I NON-CONF.		5-4-1		.55 141		2-2-0		256		248		201		.46726 204		9		9	
TOTALS		RPI 1-25		RPI 26-50		W-L RECORDS		RPI 51-100		RPI 101-150		RPI 150+							
7-8-1		0-1-0		0-1-0		OVERALL		0-2-0		2-1-0		5-3-1							
3-4-0		0-0-0		0-0-0		HOME		0-1-0		1-1-0		2-2-0							
3-4-0		0-1-0		0-1-0		AWAY		0-1-0		1-0-0		2-1-0							
1-0-1		0-0-0		0-0-0		NEUTRAL		0-0-0		0-0-0		1-0-1							
5-4-1		0-0-0		0-0-0		NON-CONFERENCE		0-1-0		1-1-0		4-2-1							
2-3-0		0-0-0		0-0-0		HOME		0-0-0		0-1-0		2-2-0							
2-1-0		0-0-0		0-0-		AWAY		0-1-0		1-0-0		1-0-0							
1-0-1		0-0-0		0-0-0		NEUTRAL		0-0-0		0-0-0		1-0-1							
2-4-0		0-1-0		0-1-0		CONFERENCE		0-1-0		1-0-0		1-1-0							
1-1-0		0-0-0		0-0-0		HOME		0-1-0		1-0-0		0-0-0							
1-3-0		0-1-0		0-1-0		AWAY		0-0-0		0-0-0		1-1-0							
0-0-0		0-0-0		0-0-0		NEUTRAL		0-0-0		0-0-0		0-0-0							
RPI	S	Opponent		Score		RPI	S	Opponent		Score		RPI	S	Opponent		Score			
18	A	William & Mary		0 1		36	A	James Madison		1 2		79	H	Delaware		0 1			
												81	A	Radford		1 2			



Average RPI Win:		234	WON-LOST RECORD		WINNING PCT. RANK		LAST 10 GAMES		STRENGTH OF SCHEDULE		OPP. STRENGTH OF SCHEDULE		TEAM RPI		ADJ RPI		CONF. RPI		ADJ CONF. RPI								
DIV. I ONLY			7-7-0		.5 142		7-3-0		268		132		211		.46738 210		10		10								
DIV. I NON-CONF.			5-5-0		.5 147		5-1-0		239		116		186		.47609 186		9		9								
TOTALS		RPI 1-25		RPI 26-50		W-L RECORDS		RPI 51-100		RPI 101-150		RPI 150+															
7-7-0		0-1-0		0-0-0		OVERALL		0-1-0		0-4-0		7-1-0															
5-0-0		0-0-0		0-0-0		HOME		0-0-0		0-0-0		5-0-0															
2-5-0		0-1-0		0-0-0		AWAY		0-1-0		0-2-0		2-1-0															
0-2-0		0-0-0		0-0-0		NEUTRAL		0-0-0		0-2-0		0-0-0															
5-5-0		0-1-0		0-0-0		NON-CONFERENCE		0-1-0		0-3-0		5-0-0															
3-0-0		0-0-0		0-0-0		HOME		0-0-0		0-0-0		3-0-0															
2-3-0		0-1-0		0-0-		AWAY		0-1-0		0-1-0		2-0-0															
0-2-0		0-0-0		0-0-0		NEUTRAL		0-0-0		0-2-0		0-0-0															
2-2-0		0-0-0		0-0-0		CONFERENCE		0-0-0		0-1-0		2-1-0															
2-0-0		0-0-0		0-0-0		HOME		0-0-0		0-0-0		2-0-0															
0-2-0		0-0-0		0-0-0		AWAY		0-0-0		0-1-0		0-1-0															
0-0-0		0-0-0		0-0-0		NEUTRAL		0-0-0		0-0-0		0-0-0															
RPI	S	Opponent		Score		RPI	S	Opponent		Score		RPI	S	Opponent		Score											
11	A	South Carolina		0 2								84	A	North Carolina St.		1 2		116	N	UNC Greensboro		0 2					
																		122	A	Charlotte		0 1					
																		127	A	Hofstra		1 2					
																		147	N	Western Caro.		1 2					
																		168	H	Longwood		4 2					
																		176	A	Northeastern		1 2					
																		183	H	Coastal Caro.		1 0					
																		200	A	East Carolina		3 2					
																		209	H	Towson		2 1					
																		266	H	Col. of Charleston		1 0					
																		293	H	A&M-Corpus Christi		4 2					
																		321	A	Francis Marion		3 1					
						LAST 10 GAMES																					
						266 H Col. of Charleston						1 0		183 H Coastal Caro.						1 0							
						209 H Towson						2 1		168 H Longwood						4 2							
						176 A Northeastern						1 2		293 H A&M-Corpus Christi						4 2							
						127 A Hofstra						1 2		84 A North Carolina St.						1 2							
						321 A Francis Marion						3 1		200 A East Carolina						3 2							

Non-Div. I Games:

UNC Wilmington



Average RPI Win:	193	WON-LOST RECORD	WINNING PCT. RANK	LAST 10 GAMES	STRENGTH OF SCHEDULE	OPP. STRENGTH OF SCHEDULE	TEAM RPI	ADJ RPI	CONF. RPI	ADJ CONF. RPI			
DIV. I ONLY		3-10-0	.23077 298	1-9-0	71	103	212	.46699 211	8	8			
DIV. I NON-CONF.		3-8-0	.27273 274	1-7-0	98	72	192	.47234 192	8	8			
<hr/>													
TOTALS	RPI 1-25	RPI 26-50		W-L RECORDS	RPI 51-100		RPI 101-150		RPI 150+				
3-10-0	0-3-0	0-0-0		OVERALL	0-4-0		1-0-0		2-3-0				
3-4-0	0-2-0	0-0-0		HOME	0-1-0		1-0-0		2-1-0				
0-6-0	0-1-0	0-0-0		AWAY	0-3-0		0-0-0		0-2-0				
0-0-0	0-0-0	0-0-0		NEUTRAL	0-0-0		0-0-0		0-0-0				
3-8-0	0-2-0	0-0-0		NON-CONFERENCE	0-4-0		1-0-0		2-2-0				
3-2-0	0-1-0	0-0-0		HOME	0-1-0		1-0-0		2-0-0				
0-6-0	0-1-0	0-0-		AWAY	0-3-0		0-0-0		0-2-0				
0-0-0	0-0-0	0-0-0		NEUTRAL	0-0-0		0-0-0		0-0-0				
0-2-0	0-1-0	0-0-0		CONFERENCE	0-0-0		0-0-0		0-1-0				
0-2-0	0-1-0	0-0-0		HOME	0-0-0		0-0-0		0-1-0				
0-0-0	0-0-0	0-0-0		AWAY	0-0-0		0-0-0		0-0-0				
0-0-0	0-0-0	0-0-0		NEUTRAL	0-0-0		0-0-0		0-0-0				
<hr/>													
RPI S	Opponent	Score		RPI S	Opponent	Score		RPI S	Opponent	Score			
3 H	UCLA	0	3			72 H	UC Irvine	0	3	149 H	UC Santa Barbara	1	0
15 A	Stanford	0	4			78 A	Long Beach St.	0	1	165 A	Cal Poly	0	3
25 H	Portland	0	2			85 A	Southern California	1	5	176 H	Northeastern	1	0
						96 A	Cal St. Fullerton	0	1	177 A	Cal St. Northridge	1	2
										217 H	Gonzaga	1	3
										255 H	Montana	2	1
<hr/>													
LAST 10 GAMES													
				217 H	Gonzaga	1	3	85 A	Southern California	1	5		
				25 H	Portland	0	2	96 A	Cal St. Fullerton	0	1		
				177 A	Cal St. Northridge	1	2	78 A	Long Beach St.	0	1		
				3 H	UCLA	0	3	15 A	Stanford	0	4		
				72 H	UC Irvine	0	3	149 H	UC Santa Barbara	1	0		

Non-Div. I Games:



Average RPI Win:	253	WON-LOST RECORD	WINNING PCT. RANK	LAST 10 GAMES	STRENGTH OF SCHEDULE	OPP. STRENGTH OF SCHEDULE	TEAM RPI	ADJ RPI	CONF. RPI	ADJ CONF. RPI		
DIV. I ONLY		6-7-1	.46429	175	2-7-1	237	135	210	.46672	212	7	7
DIV. I NON-CONF.		5-3-1	.61111	105	1-3-1	276	231	187	.47405	190	6	6
<hr/>												
TOTALS	RPI 1-25	RPI 26-50		W-L RECORDS		RPI 51-100		RPI 101-150		RPI 150+		
6-7-1	0-1-0	0-1-0		OVERALL		0-2-0		0-2-0		6-1-1		
2-4-0	0-0-0	0-0-0		HOME		0-1-0		0-2-0		2-1-0		
4-3-1	0-1-0	0-1-0		AWAY		0-1-0		0-0-0		4-0-1		
0-0-0	0-0-0	0-0-0		NEUTRAL		0-0-0		0-0-0		0-0-0		
5-3-1	0-0-0	0-0-0		NON-CONFERENCE		0-1-0		0-1-0		5-1-1		
1-3-0	0-0-0	0-0-0		HOME		0-1-0		0-1-0		1-1-0		
4-0-1	0-0-0	0-0-		AWAY		0-0-0		0-0-0		4-0-1		
0-0-0	0-0-0	0-0-0		NEUTRAL		0-0-0		0-0-0		0-0-0		
1-4-0	0-1-0	0-1-0		CONFERENCE		0-1-0		0-1-0		1-0-0		
1-1-0	0-0-0	0-0-0		HOME		0-0-0		0-1-0		1-0-0		
0-3-0	0-1-0	0-1-0		AWAY		0-1-0		0-0-0		0-0-0		
0-0-0	0-0-0	0-0-0		NEUTRAL		0-0-0		0-0-0		0-0-0		
RPI S	Opponent	Score	RPI S	Opponent	Score	RPI S	Opponent	Score	RPI S	Opponent	Score	
12 A	UCF	1 4	48 A	Connecticut	1 3	68 A	South Fla.	0 1	105 H	Marshall	0 1	
						79 H	Delaware	1 2	106 H	SMU	0 1	
									162 H	Binghamton	2 0	
									188 A	Lafayette	0 0	
									233 H	Houston	2 0	
									251 A	Mt. St. Mary's	1 0	
									260 H	Rider	0 1	
									267 A	NJIT	2 0	
									281 A	Loyola Maryland	1 0	
									324 A	Delaware St.	4 0	
<hr/>												
LAST 10 GAMES												
48 A	Connecticut	1 3	79 H	Delaware	1 2	188 A	Lafayette	0 0	162 H	Binghamton	2 0	
12 A	UCF	1 4	260 H	Rider	0 1	105 H	Marshall	0 1				
68 A	South Fla.	0 1										
106 H	SMU	0 1										
233 H	Houston	2 0										

Non-Div. I Games:

Temple



Average RPI Win: 282		WON-LOST RECORD		WINNING PCT. RANK		LAST 10 GAMES		STRENGTH OF SCHEDULE		OPP. STRENGTH OF SCHEDULE		TEAM RPI		ADJ RPI		CONF. RPI		ADJ CONF. RPI	
DIV. I ONLY		4-6-2		.41667 209		3-5-2		124		322		214		.46404 213		28		28	
DIV. I NON-CONF.		2-4-1		.35714 241		1-3-1		118		294		215		.46117 216		28		28	
TOTALS		RPI 1-25		RPI 26-50		W-L RECORDS		RPI 51-100		RPI 101-150		RPI 150+							
4-6-2		0-0-0		0-0-0		OVERALL		0-0-1		0-2-0		4-4-1							
3-2-1		0-0-0		0-0-0		HOME		0-0-1		0-1-0		3-1-0							
0-3-1		0-0-0		0-0-0		AWAY		0-0-0		0-1-0		0-2-1							
1-1-0		0-0-0		0-0-0		NEUTRAL		0-0-0		0-0-0		1-1-0							
2-4-1		0-0-0		0-0-0		NON-CONFERENCE		0-0-1		0-1-0		2-3-0							
1-0-1		0-0-0		0-0-0		HOME		0-0-1		0-0-0		1-0-0							
0-3-0		0-0-0		0-0-		AWAY		0-0-0		0-1-0		0-2-0							
1-1-0		0-0-0		0-0-0		NEUTRAL		0-0-0		0-0-0		1-1-0							
2-2-1		0-0-0		0-0-0		CONFERENCE		0-0-0		0-1-0		2-1-1							
2-2-0		0-0-0		0-0-0		HOME		0-0-0		0-1-0		2-1-0							
0-0-1		0-0-0		0-0-0		AWAY		0-0-0		0-0-0		0-0-1							
0-0-0		0-0-0		0-0-0		NEUTRAL		0-0-0		0-0-0		0-0-0							
RPI	S	Opponent		Score		RPI	S	Opponent		Score		RPI	S	Opponent		Score			

Non-Div. I Games:

Belmont



Average RPI Win: 215		WON-LOST	WINNING	LAST 10	STRENGTH OF	OPP. STRENGTH	TEAM	ADJ	CONF.	ADJ CONF.				
Average RPI Loss: 133		RECORD	PCT. RANK	GAMES	SCHEDULE	OF SCHEDULE	RPI	RPI	RPI	RPI				
DIV. I ONLY		6-8-1	.43333	194	5-5-0	223	154	215	.46396	214	11	11		
DIV. I NON-CONF.		3-7-1	.31818	256	2-4-0	240	189	265	.42304	265	10	10		
<hr/>														
TOTALS		RPI 1-25		RPI 26-50		W-L RECORDS		RPI 51-100		RPI 101-150		RPI 150+		
6-8-1		0-0-0		0-0-0		OVERALL		1-4-0		0-1-0		5-3-1		
3-4-1		0-0-0		0-0-0		HOME		1-1-0		0-1-0		2-2-1		
2-4-0		0-0-0		0-0-0		AWAY		0-3-0		0-0-0		2-1-0		
1-0-0		0-0-0		0-0-0		NEUTRAL		0-0-0		0-0-0		1-0-0		
3-7-1		0-0-0		0-0-0		NON-CONFERENCE		0-3-0		0-1-0		3-3-1		
0-4-1		0-0-0		0-0-0		HOME		0-1-0		0-1-0		0-2-1		
2-3-0		0-0-0		0-0-		AWAY		0-2-0		0-0-0		2-1-0		
1-0-0		0-0-0		0-0-0		NEUTRAL		0-0-0		0-0-0		1-0-0		
3-1-0		0-0-0		0-0-0		CONFERENCE		1-1-0		0-0-0		2-0-0		
3-0-0		0-0-0		0-0-0		HOME		1-0-0		0-0-0		2-0-0		
0-1-0		0-0-0		0-0-0		AWAY		0-1-0		0-0-0		0-0-0		
0-0-0		0-0-0		0-0-0		NEUTRAL		0-0-0		0-0-0		0-0-0		
RPI	S	Opponent		Score	RPI	S	Opponent		Score	RPI	S	Opponent		Score
							71 H	Tulsa	0 1	148 H	UNLV	2 3		
							72 A	UC Irvine	0 2	156 H	Fresno St.	0 1		
							88 A	UTEP	0 2	157 H	Northern Ariz.	1 1		
							96 H	Cal St. Fullerton	1 0	158 H	Hawaii	2 0		
							100 A	Arizona	0 6	177 H	Cal St. Northridge	3 1		
										215 A	Southern Utah	0 1		
										217 H	Gonzaga	0 1		
										271 A	New Mexico St.	2 1		
										292 N	San Jose St.	2 1		
										295 A	Bakersfield	2 0		
<hr/>														
LAST 10 GAMES														
							96 H	Cal St. Fullerton	1 0	71 H	Tulsa	0 1		
							72 A	UC Irvine	0 2	215 A	Southern Utah	0 1		
							158 H	Hawaii	2 0	295 A	Bakersfield	2 0		
							177 H	Cal St. Northridge	3 1	156 H	Fresno St.	0 1		
							217 H	Gonzaga	0 1	271 A	New Mexico St.	2 1		

Non-Div. I Games:

UC Riverside



Average RPI Win:	183	WON-LOST	WINNING	LAST 10	STRENGTH OF	OPP. STRENGTH	TEAM	ADJ	CONF.	ADJ CONF.	
Average RPI Loss:	146	RECORD	PCT. RANK	GAMES	SCHEDULE	OF SCHEDULE	RPI	RPI	RPI	RPI	
DIV. I ONLY	4-9-1	.32143	263	2-7-1	101	199	213	.46395	215	21	21
DIV. I NON-CONF.	3-6-0	.33333	246	1-4-0	135	169	213	.46203	215	20	20
TOTALS	RPI 1-25	RPI 26-50	W-L RECORDS	RPI 51-100	RPI 101-150	RPI 150+					
4-9-1	0-0-0	0-2-0	OVERALL	0-2-0	2-1-1	2-4-0					
3-3-0	0-0-0	0-0-0	HOME	0-1-0	2-0-0	1-2-0					
0-4-1	0-0-0	0-1-0	AWAY	0-1-0	0-0-1	0-2-0					
1-2-0	0-0-0	0-1-0	NEUTRAL	0-0-0	0-1-0	1-0-0					
3-6-0	0-0-0	0-2-0	NON-CONFERENCE	0-2-0	1-1-0	2-1-0					
2-1-0	0-0-0	0-0-0	HOME	0-1-0	1-0-0	1-0-0					
0-3-0	0-0-0	0-0-	AWAY	0-1-0	0-0-0	0-1-0					
1-2-0	0-0-0	0-1-0	NEUTRAL	0-0-0	0-1-0	1-0-0					
1-3-1	0-0-0	0-0-0	CONFERENCE	0-0-0	1-0-1	0-3-0					
1-2-0	0-0-0	0-0-0	HOME	0-0-0	1-0-0	0-2-0					
0-1-1	0-0-0	0-0-0	AWAY	0-0-0	0-0-1	0-1-0					
0-0-0	0-0-0	0-0-0	NEUTRAL	0-0-0	0-0-0	0-0-0					
RPI S Opponent	Score	RPI S Opponent	Score	RPI S Opponent	Score	RPI S Opponent	Score				
43 A Utah	2 6	88 H UTEP	1 2	109 H Weber St.	2 1	136 A Portland St.	0 0	138 N Appalachian St.	1 2	149 H UC Santa Barbara	4 3
49 N Arizona St.	0 4	100 A Arizona	1 6	157 H Northern Ariz.	2 3	184 H Idaho St.	0 2	214 H UC Riverside	1 0	259 N Vermont	3 1
				262 A Sacramento St.	0 4	295 A Bakersfield	1 4				
LAST 10 GAMES											
262 A Sacramento St.	0 4	88 H UTEP	1 2	214 H UC Riverside	1 0	49 N Arizona St.	0 4	100 A Arizona	1 6	43 A Utah	2 6
136 A Portland St.	0 0										
184 H Idaho St.	0 2										
109 H Weber St.	2 1										
157 H Northern Ariz.	2 3										

Non-Div. I Games:

Southern Utah



Average RPI Win: 271		WON-LOST RECORD	WINNING PCT. RANK		LAST 10 GAMES	STRENGTH OF SCHEDULE	OPP. STRENGTH OF SCHEDULE	TEAM RPI	ADJ RPI	CONF. RPI	ADJ CONF. RPI				
Average RPI Loss: 155															
DIV. I ONLY		7-7-1	.5	142	4-5-1	241	251	216	.46384	216	30	30			
DIV. I NON-CONF.		3-4-1	.4375	197	0-2-1	128	194	167	.48883	166	29	29			
<hr/>															
TOTALS		RPI 1-25		RPI 26-50		W-L RECORDS		RPI 51-100		RPI 101-150		RPI 150+			
7-7-1		0-0-0		0-0-0		OVERALL		0-3-0		0-1-0		7-3-1			
4-2-0		0-0-0		0-0-0		HOME		0-1-0		0-1-0		4-0-0			
3-5-1		0-0-0		0-0-0		AWAY		0-2-0		0-0-0		3-3-1			
0-0-0		0-0-0		0-0-0		NEUTRAL		0-0-0		0-0-0		0-0-0			
3-4-1		0-0-0		0-0-0		NON-CONFERENCE		0-2-0		0-1-0		3-1-1			
2-2-0		0-0-0		0-0-0		HOME		0-1-0		0-1-0		2-0-0			
1-2-1		0-0-0		0-0-		AWAY		0-1-0		0-0-0		1-1-1			
0-0-0		0-0-0		0-0-0		NEUTRAL		0-0-0		0-0-0		0-0-0			
4-3-0		0-0-0		0-0-0		CONFERENCE		0-1-0		0-0-0		4-2-0			
2-0-0		0-0-0		0-0-0		HOME		0-0-0		0-0-0		2-0-0			
2-3-0		0-0-0		0-0-0		AWAY		0-1-0		0-0-0		2-2-0			
0-0-0		0-0-0		0-0-0		NEUTRAL		0-0-0		0-0-0		0-0-0			
RPI	S	Opponent	Score	RPI	S	Opponent	Score	RPI	S	Opponent	Score				
						65 A	Oral Roberts	2		3	119 H	Missouri	0		3
						91 A	Seattle	0		3	196 A	Central Ark.	1		1
						97 H	Creighton	0		1	203 A	Missouri St.	0		1
											205 H	SIU Edwardsville	1		0
											237 A	Utah Valley	0		2
											239 H	Southeast Mo. St.	2		1
											269 A	UALR	3		1
											271 A	New Mexico St.	1		2
											271 H	New Mexico St.	3		0
											295 A	Bakersfield	3		0
											306 A	Idaho	2		1
											311 H	Grand Canyon	6		2
<hr/>															
LAST 10 GAMES															
						295 A	Bakersfield	3		0	271 A	New Mexico St.	1		2
						237 A	Utah Valley	0		2	271 H	New Mexico St.	3		0
						311 H	Grand Canyon	6		2	203 A	Missouri St.	0		1
						306 A	Idaho	2		1	97 H	Creighton	0		1
						91 A	Seattle	0		3	196 A	Central Ark.	1		1

Non-Div. I Games:

UMKC



Average RPI Win: 226		WON-LOST RECORD	WINNING PCT. RANK		LAST 10 GAMES		STRENGTH OF SCHEDULE		OPP. STRENGTH OF SCHEDULE		TEAM RPI	ADJ RPI	CONF. RPI	ADJ CONF. RPI							
Average RPI Loss: 75																					
DIV. I ONLY		5-6-1	.45833	191	4-5-1		277		69		218	.46073	217	8	8						
DIV. I NON-CONF.		4-5-1	.45	184	3-4-1		260		78		220	.45823	219	8	8						
TOTALS		RPI 1-25		RPI 26-50		W-L RECORDS		RPI 51-100		RPI 101-150		RPI 150+									
5-6-1		0-0-0		0-3-0		OVERALL		0-2-0		1-0-0		4-1-1									
2-1-1		0-0-0		0-0-0		HOME		0-0-0		1-0-0		1-1-1									
3-5-0		0-0-0		0-3-0		AWAY		0-2-0		0-0-0		3-0-0									
0-0-0		0-0-0		0-0-0		NEUTRAL		0-0-0		0-0-0		0-0-0									
4-5-1		0-0-0		0-2-0		NON-CONFERENCE		0-2-0		1-0-0		3-1-1									
2-1-1		0-0-0		0-0-0		HOME		0-0-0		1-0-0		1-1-1									
2-4-0		0-0-0		0-0-		AWAY		0-2-0		0-0-0		2-0-0									
0-0-0		0-0-0		0-0-0		NEUTRAL		0-0-0		0-0-0		0-0-0									
1-1-0		0-0-0		0-1-0		CONFERENCE		0-0-0		0-0-0		1-0-0									
0-0-0		0-0-0		0-0-0		HOME		0-0-0		0-0-0		0-0-0									
1-1-0		0-0-0		0-1-0		AWAY		0-0-0		0-0-0		1-0-0									
0-0-0		0-0-0		0-0-0		NEUTRAL		0-0-0		0-0-0		0-0-0									
RPI	S	Opponent		Score		RPI	S	Opponent		Score		RPI	S	Opponent		Score					
				38	A	Pepperdine		0	1	71	A	Tulsa		0	3	139	H	Oregon St.		1	0
				45	A	Washington		0	1	96	A	Cal St. Fullerton		1	2	156	H	Fresno St.		0	1
				45	A	Oklahoma St.		1	2							211	A	Loyola Marymount		3	1
																214	A	UC Riverside		1	0
																252	H	Nevada		0	0
																282	A	Eastern Wash.		1	0
																282	H	Eastern Wash.		3	0
LAST 10 GAMES																					
				211	A	Loyola Marymount		3	1	45	A	Washington		0	1						
				38	A	Pepperdine		0	1	282	H	Eastern Wash.		3	0						
				96	A	Cal St. Fullerton		1	2	139	H	Oregon St.		1	0						
				214	A	UC Riverside		1	0	156	H	Fresno St.		0	1						
				252	H	Nevada		0	0	45	A	Oklahoma St.		1	2						

Non-Div. I Games:

Gonzaga



Average RPI Win: 251		WON-LOST RECORD	WINNING PCT. RANK	LAST 10 GAMES	STRENGTH OF SCHEDULE	OPP. STRENGTH OF SCHEDULE	TEAM RPI	ADJ RPI		CONF. RPI	ADJ CONF. RPI	
Average RPI Loss: 179												
DIV. I ONLY		7-6-1	.53571 133	4-5-1	267	275	217	.45919	218	29	29	
DIV. I NON-CONF.		4-4-0	.5 147	1-3-0	272	232	233	.44584	235	30	30	
<hr/>												
TOTALS		RPI 1-25		RPI 26-50		W-L RECORDS		RPI 51-100		RPI 101-150		RPI 150+
7-6-1		0-0-0		0-0-0		OVERALL		0-2-0		0-1-0		7-3-1
6-2-0		0-0-0		0-0-0		HOME		0-1-0		0-0-0		6-1-0
1-4-1		0-0-0		0-0-0		AWAY		0-1-0		0-1-0		1-2-1
0-0-0		0-0-0		0-0-0		NEUTRAL		0-0-0		0-0-0		0-0-0
<hr/>												
4-4-0		0-0-0		0-0-0		NON-CONFERENCE		0-1-0		0-1-0		4-2-0
4-1-0		0-0-0		0-0-0		HOME		0-0-0		0-0-0		4-1-0
0-3-0		0-0-0		0-0-		AWAY		0-1-0		0-1-0		0-1-0
0-0-0		0-0-0		0-0-0		NEUTRAL		0-0-0		0-0-0		0-0-0
<hr/>												
3-2-1		0-0-0		0-0-0		CONFERENCE		0-1-0		0-0-0		3-1-1
2-1-0		0-0-0		0-0-0		HOME		0-1-0		0-0-0		2-0-0
1-1-1		0-0-0		0-0-0		AWAY		0-0-0		0-0-0		1-1-1
0-0-0		0-0-0		0-0-0		NEUTRAL		0-0-0		0-0-0		0-0-0
<hr/>												
RPI	S	Opponent	Score	RPI	S	Opponent	Score	RPI	S	Opponent	Score	
						66 H Monmouth	0 2			125 A Stony Brook	1 3	
						80 A Colgate	0 3			162 H Binghamton	2 1	
										171 H Massachusetts	4 3	
										243 H Marist	1 0	
										249 A Quinnipiac	1 1	
										259 H Vermont	3 2	
										260 A Rider	0 1	
										265 A Central Conn. St.	1 2	
										278 H Rhode Island	1 2	
										285 A Niagara	1 0	
										319 H UMass Lowell	2 1	
										320 H Saint Peter's	2 0	
<hr/>												
LAST 10 GAMES												
						66 H Monmouth	0 2			260 A Rider	0 1	
						285 A Niagara	1 0			259 H Vermont	3 2	
						243 H Marist	1 0			265 A Central Conn. St.	1 2	
						320 H Saint Peter's	2 0			278 H Rhode Island	1 2	
						249 A Quinnipiac	1 1			125 A Stony Brook	1 3	

Non-Div. I Games:

Siena



Average RPI Win: 227		WON-LOST RECORD		WINNING PCT. RANK		LAST 10 GAMES		STRENGTH OF SCHEDULE		OPP. STRENGTH OF SCHEDULE		TEAM RPI		ADJ RPI		CONF. RPI		ADJ CONF. RPI	
DIV. I ONLY		5-8-0		.38462 225		4-6-0		180		171		219		.45916 219		24		24	
DIV. I NON-CONF.		5-6-0		.45455 182		4-4-0		169		190		180		.47883 182		23		23	
TOTALS		RPI 1-25		RPI 26-50		W-L RECORDS		RPI 51-100		RPI 101-150		RPI 150+							
5-8-0		0-0-0		0-0-0		OVERALL		0-3-0		0-2-0		5-3-0							
4-2-0		0-0-0		0-0-0		HOME		0-1-0		0-1-0		4-0-0							
1-6-0		0-0-0		0-0-0		AWAY		0-2-0		0-1-0		1-3-0							
0-0-0		0-0-0		0-0-0		NEUTRAL		0-0-0		0-0-0		0-0-0							
5-6-0		0-0-0		0-0-0		NON-CONFERENCE		0-3-0		0-1-0		5-2-0							
4-1-0		0-0-0		0-0-0		HOME		0-1-0		0-0-0		4-0-0							
1-5-0		0-0-0		0-0-		AWAY		0-2-0		0-1-0		1-2-0							
0-0-0		0-0-0		0-0-0		NEUTRAL		0-0-0		0-0-0		0-0-0							
0-2-0		0-0-0		0-0-0		CONFERENCE		0-0-0		0-1-0		0-1-0							
0-1-0		0-0-0		0-0-0		HOME		0-0-0		0-1-0		0-0-0							
0-1-0		0-0-0		0-0-0		AWAY		0-0-0		0-0-0		0-1-0							
0-0-0		0-0-0		0-0-0		NEUTRAL		0-0-0		0-0-0		0-0-0							
RPI	S	Opponent		Score	RPI	S	Opponent		Score	RPI	S	Opponent		Score					
							52	A	Illinois	2	3		103	H	Illinois St.	1	2		
							77	A	Western Ky.	1	2		132	A	Eastern Mich.	0	4		
							82	H	Butler	0	3		180	H	UT Martin	4	2		
													193	A	Loyola Chicago	1	2		
													205	A	SIU Edwardsville	0	1		
													229	H	IUPUI	4	0		
													240	A	IPFW	2	0		
													242	H	Green Bay	4	0		
													245	H	Ga. Southern	2	1		
													246	A	Toledo	2	5		
LAST 10 GAMES																			
							229	H	IUPUI	4	0		246	A	Toledo	2	5		
							103	H	Illinois St.	1	2		180	H	UT Martin	4	2		
							240	A	IPFW	2	0		52	A	Illinois	2	3		
							193	A	Loyola Chicago	1	2		205	A	SIU Edwardsville	0	1		
							132	A	Eastern Mich.	0	4		242	H	Green Bay	4	0		

Non-Div. I Games:

Indiana St.



Average RPI Win: 269		WON-LOST RECORD		WINNING PCT. RANK		LAST 10 GAMES		STRENGTH OF SCHEDULE		OPP. STRENGTH OF SCHEDULE		TEAM RPI		ADJ RPI		CONF. RPI		ADJ CONF. RPI	
DIV. I ONLY		7-6-2		.53333 138		5-5-0		281		249		220		.45837 220		19		19	
DIV. I NON-CONF.		5-3-2		.6 111		3-2-0		283		246		204		.46918 202		22		21	
TOTALS		RPI 1-25		RPI 26-50		W-L RECORDS		RPI 51-100		RPI 101-150		RPI 150+							
7-6-2		0-0-0		0-0-0		OVERALL		0-2-0		0-1-0		7-3-2							
5-1-1		0-0-0		0-0-0		HOME		0-0-0		0-1-0		5-0-1							
2-5-1		0-0-0		0-0-0		AWAY		0-2-0		0-0-0		2-3-1							
0-0-0		0-0-0		0-0-0		NEUTRAL		0-0-0		0-0-0		0-0-0							
5-3-2		0-0-0		0-0-0		NON-CONFERENCE		0-2-0		0-0-0		5-1-2							
4-0-1		0-0-0		0-0-0		HOME		0-0-0		0-0-0		4-0-1							
1-3-1		0-0-0		0-0-		AWAY		0-2-0		0-0-0		1-1-1							
0-0-0		0-0-0		0-0-0		NEUTRAL		0-0-0		0-0-0		0-0-0							
2-3-0		0-0-0		0-0-0		CONFERENCE		0-0-0		0-1-0		2-2-0							
1-1-0		0-0-0		0-0-0		HOME		0-0-0		0-1-0		1-0-0							
1-2-0		0-0-0		0-0-0		AWAY		0-0-0		0-0-0		1-2-0							
0-0-0		0-0-0		0-0-0		NEUTRAL		0-0-0		0-0-0		0-0-0							
RPI S	Opponent	Score		RPI S	Opponent	Score		RPI S	Opponent	Score		RPI S	Opponent	Score					
								65 A	Oral Roberts	2	3	137 H	South Ala.	0	2				
								71 A	Tulsa	0	4	152 H	Southern Miss.	2	2				
												166 A	La.-Lafayette	0	1				
												195 A	Mississippi St.	0	4				
												196 A	Central Ark.	3	2				
												203 H	Missouri St.	3	1				
												239 A	Southeast Mo. St.	0	0				
												268 A	Troy	0	1				
												269 H	UALR	2	1				
												270 A	La.-Monroe	3	2				
												291 H	Murray St.	3	1				
												325 H	Ark.-Pine Bluff	5	0				
												326 H	Grambling	7	0				
LAST 10 GAMES																			
								166 A	La.-Lafayette	0	1	291 H	Murray St.	3	1				
								270 A	La.-Monroe	3	2	325 H	Ark.-Pine Bluff	5	0				
								137 H	South Ala.	0	2	65 A	Oral Roberts	2	3				
								268 A	Troy	0	1	71 A	Tulsa	0	4				
								269 H	UALR	2	1	326 H	Grambling	7	0				

Non-Div. I Games:

Arkansas St.



Average RPI Win: 253		WON-LOST RECORD	WINNING PCT. RANK		LAST 10 GAMES	STRENGTH OF SCHEDULE	OPP. STRENGTH OF SCHEDULE	TEAM RPI	ADJ RPI		CONF. RPI	ADJ CONF. RPI
Average RPI Loss: 167												
DIV. I ONLY		5-5-1	.5	142	4-1-0	266	234	222	.45776	221	15	15
DIV. I NON-CONF.		4-4-1	.5	147	3-0-0	217	264	200	.46981	199	14	14
<hr/>												
TOTALS		RPI 1-25		RPI 26-50		W-L RECORDS		RPI 51-100		RPI 101-150		RPI 150+
5-5-1		0-0-0		0-0-0		OVERALL		0-1-0		1-0-0		4-4-1
4-2-0		0-0-0		0-0-0		HOME		0-0-0		1-0-0		3-2-0
1-2-1		0-0-0		0-0-0		AWAY		0-1-0		0-0-0		1-1-1
0-1-0		0-0-0		0-0-0		NEUTRAL		0-0-0		0-0-0		0-1-0
<hr/>												
4-4-1		0-0-0		0-0-0		NON-CONFERENCE		0-1-0		1-0-0		3-3-1
3-2-0		0-0-0		0-0-0		HOME		0-0-0		1-0-0		2-2-0
1-1-1		0-0-0		0-0-		AWAY		0-1-0		0-0-0		1-0-1
0-1-0		0-0-0		0-0-0		NEUTRAL		0-0-0		0-0-0		0-1-0
<hr/>												
1-1-0		0-0-0		0-0-0		CONFERENCE		0-0-0		0-0-0		1-1-0
1-0-0		0-0-0		0-0-0		HOME		0-0-0		0-0-0		1-0-0
0-1-0		0-0-0		0-0-0		AWAY		0-0-0		0-0-0		0-1-0
0-0-0		0-0-0		0-0-0		NEUTRAL		0-0-0		0-0-0		0-0-0
<hr/>												
RPI	S	Opponent	Score	RPI	S	Opponent	Score	RPI	S	Opponent	Score	

Non-Div. I Games:

Duquesne



Average RPI Win:		255	WON-LOST RECORD		WINNING PCT. RANK		LAST 10 GAMES		STRENGTH OF SCHEDULE		OPP. STRENGTH OF SCHEDULE		TEAM RPI		ADJ RPI		CONF. RPI		ADJ CONF. RPI	
DIV. I ONLY			4-9-2	.33333	255	3-6-1		132		210		223		.45593	222	18		18		
DIV. I NON-CONF.			3-5-2	.4	216	2-2-1		133		220		188		.47465	189	18		18		
<hr/>																				
TOTALS		RPI 1-25			RPI 26-50			W-L RECORDS			RPI 51-100			RPI 101-150			RPI 150+			
4-9-2		0-1-0			0-0-0			OVERALL			0-4-0			1-1-0			3-3-2			
3-2-1		0-0-0			0-0-0			HOME			0-1-0			1-0-0			2-1-1			
1-6-1		0-0-0			0-0-0			AWAY			0-3-0			0-1-0			1-2-1			
0-1-0		0-1-0			0-0-0			NEUTRAL			0-0-0			0-0-0			0-0-0			
<hr/>																				
3-5-2		0-1-0			0-0-0			NON-CONFERENCE			0-3-0			1-0-0			2-1-2			
2-1-1		0-0-0			0-0-0			HOME			0-1-0			1-0-0			1-0-1			
1-3-1		0-0-0			0-0-			AWAY			0-2-0			0-0-0			1-1-1			
0-1-0		0-1-0			0-0-0			NEUTRAL			0-0-0			0-0-0			0-0-0			
<hr/>																				
1-4-0		0-0-0			0-0-0			CONFERENCE			0-1-0			0-1-0			1-2-0			
1-1-0		0-0-0			0-0-0			HOME			0-0-0			0-0-0			1-1-0			
0-3-0		0-0-0			0-0-0			AWAY			0-1-0			0-1-0			0-1-0			
0-0-0		0-0-0			0-0-0			NEUTRAL			0-0-0			0-0-0			0-0-0			
<hr/>																				
RPI	S	Opponent			Score		RPI	S	Opponent			Score		RPI	S	Opponent			Score	
12	N	UCF			0	5								57	A	Navy			0	1
														68	A	South Fla.			0	1
														86	H	Furman			0	2
														89	A	FGCU			0	3
														108	A	Jacksonville			1	3
														137	H	South Ala.			1	0
														167	H	Columbia			2	2
														179	H	Lipscomb			0	1
														190	A	George Mason			0	3
														208	A	Stetson			0	1
														266	A	Col. of Charleston			1	0
														290	H	Northern Ky.			3	0
														315	A	Gardner-Webb			1	1
														325	H	Ark.-Pine Bluff			10	1

Non-Div. I Games:

North Florida



Average RPI Win: 254		WON-LOST RECORD	WINNING PCT. RANK	LAST 10 GAMES	STRENGTH OF SCHEDULE	OPP. STRENGTH OF SCHEDULE	TEAM RPI	ADJ RPI		CONF. RPI	ADJ CONF. RPI						
Average RPI Loss: 156																	
DIV. I ONLY		5-9-1	.36667 237	2-7-1	156	261	225	.45471	223	16	16						
DIV. I NON-CONF.		3-4-0	.42857 204	0-2-0	247	282	252	.43787	247	21	22						
<hr/>																	
TOTALS		RPI 1-25	RPI 26-50		W-L RECORDS		RPI 51-100		RPI 101-150		RPI 150+						
5-9-1	0-0-0		0-0-0		OVERALL		0-2-0		1-2-0		4-5-1						
3-3-0	0-0-0		0-0-0		HOME		0-2-0		0-0-0		3-1-0						
2-4-1	0-0-0		0-0-0		AWAY		0-0-0		1-2-0		1-2-1						
0-2-0	0-0-0		0-0-0		NEUTRAL		0-0-0		0-0-0		0-2-0						
<hr/>																	
3-4-0	0-0-0		0-0-0		NON-CONFERENCE		0-0-0		0-1-0		3-3-0						
2-0-0	0-0-0		0-0-0		HOME		0-0-0		0-0-0		2-0-0						
1-2-0	0-0-0		0-0-		AWAY		0-0-0		0-1-0		1-1-0						
0-2-0	0-0-0		0-0-0		NEUTRAL		0-0-0		0-0-0		0-2-0						
<hr/>																	
2-5-1	0-0-0		0-0-0		CONFERENCE		0-2-0		1-1-0		1-2-1						
1-3-0	0-0-0		0-0-0		HOME		0-2-0		0-0-0		1-1-0						
1-2-1	0-0-0		0-0-0		AWAY		0-0-0		1-1-0		0-1-1						
0-0-0	0-0-0		0-0-0		NEUTRAL		0-0-0		0-0-0		0-0-0						
<hr/>																	
RPI S	Opponent	Score	RPI S	Opponent	Score	RPI S	Opponent	Score	RPI S	Opponent	Score						
						62 H	Stephen F. Austin	0 3	113 A	Rice	3 5						
						65 H	Oral Roberts	0 3	121 A	Southeastern La.	1 3						
									124 A	Nicholls St.	2 1						
									157 A	Northern Ariz.	2 3						
									171 N	Massachusetts	1 2						
									207 N	South Dakota St.	0 3						
									228 A	Northwestern St.	0 0						
									235 A	UTSA	3 1						
									246 H	Houston Baptist	0 1						
									258 A	Sam Houston St.	2 5						
									293 H	A&M-Corpus Christi	3 0						
									307 H	Southern U.	2 0						
									313 H	Prairie View	3 2						
						<hr/>											
									LAST 10 GAMES								
			293 H	A&M-Corpus Christi	3 0	62 H	Stephen F. Austin	0 3									
			258 A	Sam Houston St.	2 5	65 H	Oral Roberts	0 3									
			121 A	Southeastern La.	1 3	228 A	Northwestern St.	0 0									
			124 A	Nicholls St.	2 1	171 N	Massachusetts	1 2									
			246 H	Houston Baptist	0 1	113 A	Rice	3 5									

Non-Div. I Games:

Lamar



Average RPI Win:	240	WON-LOST	WINNING	LAST 10	STRENGTH OF	OPP. STRENGTH	TEAM	ADJ	CONF.	ADJ CONF.	
Average RPI Loss:	135	RECORD	PCT. RANK	GAMES	SCHEDULE	OF SCHEDULE	RPI	RPI	RPI	RPI	
DIV. I ONLY	3-8-2	.30769	272	2-6-2	102	260	224	.45464	224	13	13
DIV. I NON-CONF.	2-3-2	.42857	204	1-1-2	148	289	197	.47025	197	15	15
<hr/>											
TOTALS	RPI 1-25	RPI 26-50		W-L RECORDS	RPI 51-100		RPI 101-150		RPI 150+		
3-8-2	0-0-0	0-1-0		OVERALL	0-2-0		1-1-0		2-4-2		
3-2-2	0-0-0	0-0-0		HOME	0-0-0		1-1-0		2-1-2		
0-6-0	0-0-0	0-1-0		AWAY	0-2-0		0-0-0		0-3-0		
0-0-0	0-0-0	0-0-0		NEUTRAL	0-0-0		0-0-0		0-0-0		
<hr/>											
2-3-2	0-0-0	0-1-0		NON-CONFERENCE	0-1-0		0-0-0		2-1-2		
2-0-2	0-0-0	0-0-0		HOME	0-0-0		0-0-0		2-0-2		
0-3-0	0-0-0	0-0-		AWAY	0-1-0		0-0-0		0-1-0		
0-0-0	0-0-0	0-0-0		NEUTRAL	0-0-0		0-0-0		0-0-0		
<hr/>											
1-5-0	0-0-0	0-0-0		CONFERENCE	0-1-0		1-1-0		0-3-0		
1-2-0	0-0-0	0-0-0		HOME	0-0-0		1-1-0		0-1-0		
0-3-0	0-0-0	0-0-0		AWAY	0-1-0		0-0-0		0-2-0		
0-0-0	0-0-0	0-0-0		NEUTRAL	0-0-0		0-0-0		0-0-0		
<hr/>											
RPI S	Opponent	Score	RPI S	Opponent	Score	RPI S	Opponent	Score	RPI S	Opponent	Score
			34 A	Maryland	0 9	57 A	Navy	0 5	107 H	Elon	2 1
						86 A	Furman	0 7	116 H	UNC Greensboro	3 5
									153 H	Winthrop	2 2
									160 A	Wofford	0 2
									181 A	Presbyterian	1 2
									197 A	Davidson	0 3
									245 H	Ga. Southern	2 3
									302 H	Charleston So.	2 1
									310 H	Jacksonville St.	3 1
									318 H	Canisius	1 1
<hr/>											
LAST 10 GAMES											
			245 H	Ga. Southern	2 3	86 A	Furman	0 7			
			197 A	Davidson	0 3	153 H	Winthrop	2 2			
			116 H	UNC Greensboro	3 5	181 A	Presbyterian	1 2			
			107 H	Elon	2 1	302 H	Charleston So.	2 1			
			160 A	Wofford	0 2	318 H	Canisius	1 1			

Non-Div. I Games:

Citadel



Average RPI Win: 223		WON-LOST RECORD	WINNING PCT. RANK		LAST 10 GAMES	STRENGTH OF SCHEDULE		OPP. STRENGTH OF SCHEDULE		TEAM RPI	ADJ RPI		CONF. RPI	ADJ CONF. RPI			
Average RPI Loss: 151																	
DIV. I ONLY		6-8-1	.43333	194	3-7-0	226		198		221	.45355	225	20	20			
DIV. I NON-CONF.		3-6-1	.35	243	0-5-0	223		223		253	.43103	257	16	16			
TOTALS		RPI 1-25		RPI 26-50		W-L RECORDS		RPI 51-100		RPI 101-150		RPI 150+					
6-8-1		0-1-0		0-0-0		OVERALL		0-2-0		2-2-0		4-3-1					
2-5-0		0-0-0		0-0-0		HOME		0-0-0		1-2-0		1-3-0					
3-3-1		0-1-0		0-0-0		AWAY		0-2-0		0-0-0		3-0-1					
1-0-0		0-0-0		0-0-0		NEUTRAL		0-0-0		1-0-0		0-0-0					
3-6-1		0-1-0		0-0-0		NON-CONFERENCE		0-0-0		1-2-0		2-3-1					
0-5-0		0-0-0		0-0-0		HOME		0-0-0		0-2-0		0-3-0					
2-1-1		0-1-0		0-0-		AWAY		0-0-0		0-0-0		2-0-1					
1-0-0		0-0-0		0-0-0		NEUTRAL		0-0-0		1-0-0		0-0-0					
3-2-0		0-0-0		0-0-0		CONFERENCE		0-2-0		1-0-0		2-0-0					
2-0-0		0-0-0		0-0-0		HOME		0-0-0		1-0-0		1-0-0					
1-2-0		0-0-0		0-0-0		AWAY		0-2-0		0-0-0		1-0-0					
0-0-0		0-0-0		0-0-0		NEUTRAL		0-0-0		0-0-0		0-0-0					
RPI	S	Opponent		Score		RPI	S	Opponent		Score		RPI	S	Opponent		Score	
25	A	Portland		2	4							93	A	Utah St.		0	1
												99	A	Boise St.		1	2
												102	N	TCU		4	3
												109	H	Weber St.		2	3
												131	H	Northern Colo.		0	1
												142	H	San Diego St.		2	1
												184	H	Idaho St.		0	1
												226	H	New Mexico		3	2
												255	A	Montana		0	0
												271	H	New Mexico St.		0	1
												274	A	Neb. Omaha		2	1
												288	A	Drake		5	2
												294	H	South Dakota		1	2
												303	A	Colorado St.		3	0
LAST 10 GAMES																	
						142	H	San Diego St.		2	1	25	A	Portland		2	4
						226	H	New Mexico		3	2	184	H	Idaho St.		0	1
						93	A	Utah St.		0	1	131	H	Northern Colo.		0	1
						99	A	Boise St.		1	2	271	H	New Mexico St.		0	1
						303	A	Colorado St.		3	0	109	H	Weber St.		2	3

Non-Div. I Games:

Wyoming



Average RPI Win:		235	WON-LOST RECORD		WINNING PCT. RANK	LAST 10 GAMES		STRENGTH OF SCHEDULE		OPP. STRENGTH OF SCHEDULE	TEAM RPI	ADJ RPI	CONF. RPI	ADJ CONF. RPI			
Average RPI Loss:		122															
DIV. I ONLY			6-8-1	.43333	194	4-5-1		262		110	227	.4529	226	20	20		
DIV. I NON-CONF.			2-7-1	.25	276	0-4-1		154		54	236	.44537	236	16	16		
TOTALS		RPI 1-25		RPI 26-50		W-L RECORDS		RPI 51-100		RPI 101-150		RPI 150+					
6-8-1		0-1-0		0-2-0		OVERALL		0-1-0		1-1-0		5-3-1					
3-3-0		0-0-0		0-1-0		HOME		0-1-0		1-1-0		2-0-0					
3-3-0		0-1-0		0-0-0		AWAY		0-0-0		0-0-0		3-2-0					
0-2-1		0-0-0		0-1-0		NEUTRAL		0-0-0		0-0-0		0-1-1					
2-7-1		0-1-0		0-2-0		NON-CONFERENCE		0-1-0		1-1-0		1-2-1					
1-3-0		0-0-0		0-1-0		HOME		0-1-0		1-1-0		0-0-0					
1-2-0		0-1-0		0-0-		AWAY		0-0-0		0-0-0		1-1-0					
0-2-1		0-0-0		0-1-0		NEUTRAL		0-0-0		0-0-0		0-1-1					
4-1-0		0-0-0		0-0-0		CONFERENCE		0-0-0		0-0-0		4-1-0					
2-0-0		0-0-0		0-0-0		HOME		0-0-0		0-0-0		2-0-0					
2-1-0		0-0-0		0-0-0		AWAY		0-0-0		0-0-0		2-1-0					
0-0-0		0-0-0		0-0-0		NEUTRAL		0-0-0		0-0-0		0-0-0					
RPI	S	Opponent		Score		RPI	S	Opponent		Score		RPI	S	Opponent		Score	
2	A	North Carolina		1	2	32	N	Duke		0	1	75	H	Michigan St.		0	1
						47	H	Texas Tech		0	1						
												113	H	Rice		3	0
												149	H	UC Santa Barbara		0	2
												156	H	Fresno St.		1	0
												161	A	St. Mary's (CA)		0	1
												174	N	UC Davis		0	0
												225	A	Wyoming		2	3
												271	A	New Mexico St.		1	0
												275	A	Air Force		1	0
												287	N	Pacific		1	2
												292	H	San Jose St.		2	1
												303	A	Colorado St.		3	0
						LAST 10 GAMES											
						275	A	Air Force		1	0	174	N	UC Davis		0	0
						225	A	Wyoming		2	3	149	H	UC Santa Barbara		0	2
						303	A	Colorado St.		3	0	287	N	Pacific		1	2
						156	H	Fresno St.		1	0	161	A	St. Mary's (CA)		0	1
						292	H	San Jose St.		2	1	75	H	Michigan St.		0	1

Non-Div. I Games:

New Mexico



Average RPI Win:	262	WON-LOST	WINNING	LAST 10	STRENGTH OF	OPP. STRENGTH	TEAM	ADJ	CONF.	ADJ CONF.		
Average RPI Loss:	117	RECORD	PCT. RANK	GAMES	SCHEDULE	OF SCHEDULE	RPI	RPI	RPI	RPI		
DIV. I ONLY		3-8-3	.32143	263	3-5-2	155	163	229	.45114	227	15	15
DIV. I NON-CONF.		2-5-2	.33333	246	2-2-1	172	171	231	.4495	230	14	14
<hr/>												
TOTALS	RPI 1-25	RPI 26-50		W-L RECORDS		RPI 51-100		RPI 101-150		RPI 150+		
3-8-3	0-1-0	0-0-0		OVERALL		0-3-0		0-2-1		3-2-2		
2-1-2	0-0-0	0-0-0		HOME		0-0-0		0-1-0		2-0-2		
1-7-1	0-1-0	0-0-0		AWAY		0-3-0		0-1-1		1-2-0		
0-0-0	0-0-0	0-0-0		NEUTRAL		0-0-0		0-0-0		0-0-0		
<hr/>												
2-5-2	0-1-0	0-0-0		NON-CONFERENCE		0-1-0		0-2-1		2-1-1		
1-1-1	0-0-0	0-0-0		HOME		0-0-0		0-1-0		1-0-1		
1-4-1	0-1-0	0-0-		AWAY		0-1-0		0-1-1		1-1-0		
0-0-0	0-0-0	0-0-0		NEUTRAL		0-0-0		0-0-0		0-0-0		
<hr/>												
1-3-1	0-0-0	0-0-0		CONFERENCE		0-2-0		0-0-0		1-1-1		
1-0-1	0-0-0	0-0-0		HOME		0-0-0		0-0-0		1-0-1		
0-3-0	0-0-0	0-0-0		AWAY		0-2-0		0-0-0		0-1-0		
0-0-0	0-0-0	0-0-0		NEUTRAL		0-0-0		0-0-0		0-0-0		
<hr/>												
RPI S	Opponent	Score	RPI S	Opponent	Score	RPI S	Opponent	Score	RPI S	Opponent	Score	
22 A	Rutgers	0 3				55 A	St. John's (NY)	0 5	104 H	Princeton	1 3	
						67 A	VCU	0 1	141 A	Dartmouth	0 4	
						74 A	La Salle	0 1	150 A	Providence	2 2	
									164 H	Saint Joseph's	1 1	
									190 A	George Mason	0 3	
									199 H	Army	1 1	
									248 H	Iona	1 0	
									259 A	Vermont	3 0	
									278 H	Rhode Island	3 1	
									284 A	Manhattan	1 2	
<hr/>												
LAST 10 GAMES												
190 A George Mason						0	3	104 H Princeton	1	3		
67 A VCU						0	1	150 A Providence	2	2		
164 H Saint Joseph's						1	1	259 A Vermont	3	0		
74 A La Salle						0	1	141 A Dartmouth	0	4		
278 H Rhode Island						3	1	248 H Iona	1	0		

**Non-Div. I Games:**

Fordham



Average RPI Win:	279	WON-LOST RECORD	WINNING PCT. RANK	LAST 10 GAMES	STRENGTH OF SCHEDULE	OPP. STRENGTH OF SCHEDULE	TEAM RPI	ADJ RPI	CONF. RPI	ADJ CONF. RPI		
DIV. I ONLY		5-7-1	.42308	206	5-3-1	222	224	226	.45088	228	16	16
DIV. I NON-CONF.		2-5-0	.28571	264	2-1-0	219	235	273	.41488	277	21	22
<hr/>												
TOTALS	RPI 1-25	RPI 26-50		W-L RECORDS		RPI 51-100		RPI 101-150		RPI 150+		
5-7-1	0-0-0	0-1-0		OVERALL		0-2-0		0-0-0		5-4-1		
3-2-1	0-0-0	0-0-0		HOME		0-0-0		0-0-0		3-2-1		
2-5-0	0-0-0	0-1-0		AWAY		0-2-0		0-0-0		2-2-0		
0-0-0	0-0-0	0-0-0		NEUTRAL		0-0-0		0-0-0		0-0-0		
<hr/>												
2-5-0	0-0-0	0-1-0		NON-CONFERENCE		0-1-0		0-0-0		2-3-0		
1-1-0	0-0-0	0-0-0		HOME		0-0-0		0-0-0		1-1-0		
1-4-0	0-0-0	0-0-		AWAY		0-1-0		0-0-0		1-2-0		
0-0-0	0-0-0	0-0-0		NEUTRAL		0-0-0		0-0-0		0-0-0		
<hr/>												
3-2-1	0-0-0	0-0-0		CONFERENCE		0-1-0		0-0-0		3-1-1		
2-1-1	0-0-0	0-0-0		HOME		0-0-0		0-0-0		2-1-1		
1-1-0	0-0-0	0-0-0		AWAY		0-1-0		0-0-0		1-0-0		
0-0-0	0-0-0	0-0-0		NEUTRAL		0-0-0		0-0-0		0-0-0		
<hr/>												
RPI	S	Opponent	Score	RPI	S	Opponent	Score	RPI	S	Opponent	Score	
				37	A	Ole Miss	0 5	51	A	Baylor	0 5	
								62	A	Stephen F. Austin	0 2	
								166	A	La.-Lafayette	0 5	
								182	H	Texas St.	1 3	
								196	H	Central Ark.	0 3	
								223	H	Lamar	0 0	
								246	A	Houston Baptist	2 1	
								258	H	Sam Houston St.	2 1	
								261	H	McNeese St.	2 1	
								270	A	La.-Monroe	1 3	
								313	H	Prairie View	3 0	
								317	A	Jackson St.	1 0	
<hr/>												
LAST 10 GAMES												
				261	H	McNeese St.	2 1	223	H	Lamar	0 0	
				258	H	Sam Houston St.	2 1	313	H	Prairie View	3 0	
				196	H	Central Ark.	0 3	270	A	La.-Monroe	1 3	
				246	A	Houston Baptist	2 1	317	A	Jackson St.	1 0	
				62	A	Stephen F. Austin	0 2	166	A	La.-Lafayette	0 5	

Non-Div. I Games: Abilene Christian 0 1

Northwestern St.



Average RPI Win:		311	WON-LOST RECORD		WINNING PCT. RANK		LAST 10 GAMES		STRENGTH OF SCHEDULE		OPP. STRENGTH OF SCHEDULE		TEAM RPI		ADJ RPI		CONF. RPI		ADJ CONF. RPI	
DIV. I ONLY			3-7-3		.34615 249		2-6-2		129		309		232		.45011 229		23		23	
DIV. I NON-CONF.			3-4-3		.45 184		2-3-2		214		310		227		.45256 228		24		24	
TOTALS		RPI 1-25		RPI 26-50		W-L RECORDS		RPI 51-100		RPI 101-150		RPI 150+								
3-7-3		0-1-0		0-0-0		OVERALL		0-1-0		0-0-0		3-5-3								
3-3-3		0-0-0		0-0-0		HOME		0-1-0		0-0-0		3-2-3								
0-4-0		0-1-0		0-0-0		AWAY		0-0-0		0-0-0		0-3-0								
0-0-0		0-0-0		0-0-0		NEUTRAL		0-0-0		0-0-0		0-0-0								
3-4-3		0-0-0		0-0-0		NON-CONFERENCE		0-1-0		0-0-0		3-3-3								
3-1-3		0-0-0		0-0-0		HOME		0-1-0		0-0-0		3-0-3								
0-3-0		0-0-0		0-0-		AWAY		0-0-0		0-0-0		0-3-0								
0-0-0		0-0-0		0-0-0		NEUTRAL		0-0-0		0-0-0		0-0-0								
0-3-0		0-1-0		0-0-0		CONFERENCE		0-0-0		0-0-0		0-2-0								
0-2-0		0-0-0		0-0-0		HOME		0-0-0		0-0-0		0-2-0								
0-1-0		0-1-0		0-0-0		AWAY		0-0-0		0-0-0		0-0-0								
0-0-0		0-0-0		0-0-0		NEUTRAL		0-0-0		0-0-0		0-0-0								
RPI	S	Opponent		Score		RPI	S	Opponent		Score		RPI	S	Opponent		Score				
14	A	Denver		0 6								82	H	Butler		0 1				
												151	H	Ball St.		1 1				
												155	H	Valparaiso		0 0				
												189	A	Evansville		0 1				
												205	A	SIU Edwardsville		0 2				
												207	H	South Dakota St.		0 1				
												219	A	Indiana St.		0 4				
												242	H	Green Bay		1 1				
												256	H	North Dakota St.		0 2				
												309	H	Bowling Green		1 0				
												311	H	Grand Canyon		2 0				
												314	H	UNI		2 1				
						LAST 10 GAMES														
		14 A Denver		0 6				82 H Butler		0 1										
		219 A Indiana St.		0 4				151 H Ball St.		1 1										
		207 H South Dakota St.		0 1				155 H Valparaiso		0 0										
		256 H North Dakota St.		0 2				309 H Bowling Green		1 0										
		314 H UNI		2 1				189 A Evansville		0 1										

Non-Div. I Games: Indianapolis 2 1

IUPUI



Average RPI Win: 247		WON-LOST	WINNING	LAST 10	STRENGTH OF		OPP. STRENGTH	TEAM	ADJ	CONF.	ADJ CONF.
Average RPI Loss: 155		RECORD	PCT. RANK	GAMES	SCHEDULE		OF SCHEDULE	RPI	RPI	RPI	RPI
DIV. I ONLY		5-8-0	.38462	225	2-4-0		206	195	231	.44976	230
DIV. I NON-CONF.		3-5-0	.375	230	0-1-0		167	205	218	.4574	220
TOTALS		RPI 1-25	RPI 26-50		W-L RECORDS		RPI 51-100		RPI 101-150		RPI 150+
5-8-0		0-1-0	0-0-0		OVERALL		0-1-0		0-1-0		5-5-0
2-4-0		0-1-0	0-0-0		HOME		0-1-0		0-1-0		2-1-0
3-4-0		0-0-0	0-0-0		AWAY		0-0-0		0-0-0		3-4-0
0-0-0		0-0-0	0-0-0		NEUTRAL		0-0-0		0-0-0		0-0-0
3-5-0		0-1-0	0-0-0		NON-CONFERENCE		0-0-0		0-1-0		3-3-0
1-2-0		0-1-0	0-0-0		HOME		0-0-0		0-1-0		1-0-0
2-3-0		0-0-0	0-0-		AWAY		0-0-0		0-0-0		2-3-0
0-0-0		0-0-0	0-0-0		NEUTRAL		0-0-0		0-0-0		0-0-0
2-3-0		0-0-0	0-0-0		CONFERENCE		0-1-0		0-0-0		2-2-0
1-2-0		0-0-0	0-0-0		HOME		0-1-0		0-0-0		1-1-0
1-1-0		0-0-0	0-0-0		AWAY		0-0-0		0-0-0		1-1-0
0-0-0		0-0-0	0-0-0		NEUTRAL		0-0-0		0-0-0		0-0-0
RPI S	Opponent	Score		RPI S	Opponent	Score		RPI S	Opponent	Score	
5 H	Penn St.	0	6					57 H	Navy	0	2
								140 H	Saint Francis (PA)	1	2
								154 A	Pittsburgh	0	3
								185 A	UMBC	0	1
								199 H	Army	1	2
								204 A	American	0	3
								209 A	Towson	1	0
								236 A	Lehigh	3	2
								251 A	Mt. St. Mary's	2	0
								260 H	Rider	3	0
								281 H	Loyola Maryland	2	1
								297 A	Robert Morris	1	3
LAST 10 GAMES											
5 H	Penn St.	0	6	199 H	Army	1	2				
57 H	Navy	0	2	185 A	UMBC	0	1				
204 A	American	0	3	209 A	Towson	1	0				
281 H	Loyola Maryland	2	1	140 H	Saint Francis (PA)	1	2				
236 A	Lehigh	3	2	297 A	Robert Morris	1	3				

Non-Div. I Games:

Bucknell



Average RPI Win: 263		WON-LOST RECORD		WINNING PCT. RANK		LAST 10 GAMES		STRENGTH OF SCHEDULE		OPP. STRENGTH OF SCHEDULE		TEAM RPI		ADJ RPI		CONF. RPI		ADJ CONF. RPI	
DIV. I ONLY		6-7-1		.46429 175		5-4-1		261		233		230		.44942 231		18		18	
DIV. I NON-CONF.		4-4-1		.5 147		3-1-1		294		224		248		.43764 248		18		18	
TOTALS		RPI 1-25		RPI 26-50		W-L RECORDS		RPI 51-100		RPI 101-150		RPI 150+							
6-7-1		0-1-0		0-0-0		OVERALL		0-2-0		0-1-1		6-3-0							
5-2-0		0-0-0		0-0-0		HOME		0-0-0		0-0-0		5-2-0							
1-5-1		0-1-0		0-0-0		AWAY		0-2-0		0-1-1		1-1-0							
0-0-0		0-0-0		0-0-0		NEUTRAL		0-0-0		0-0-0		0-0-0							
4-4-1		0-1-0		0-0-0		NON-CONFERENCE		0-1-0		0-1-1		4-1-0							
3-1-0		0-0-0		0-0-0		HOME		0-0-0		0-0-0		3-1-0							
1-3-1		0-1-0		0-0-		AWAY		0-1-0		0-1-1		1-0-0							
0-0-0		0-0-0		0-0-0		NEUTRAL		0-0-0		0-0-0		0-0-0							
2-3-0		0-0-0		0-0-0		CONFERENCE		0-1-0		0-0-0		2-2-0							
2-1-0		0-0-0		0-0-0		HOME		0-0-0		0-0-0		2-1-0							
0-2-0		0-0-0		0-0-0		AWAY		0-1-0		0-0-0		0-1-0							
0-0-0		0-0-0		0-0-0		NEUTRAL		0-0-0		0-0-0		0-0-0							
RPI	S	Opponent		Score		RPI	S	Opponent		Score		RPI	S	Opponent		Score			
7	A	Virginia Tech		0 2								84	A	North Carolina St.		0 3			
												89	A	FGCU		1 2			
												138	A	Appalachian St.		1 2			
												147	A	Western Caro.		1 1			
												153	H	Winthrop		2 0			
												192	H	Kennesaw St.		2 0			
												194	H	Mercer		2 3			
												208	A	Stetson		0 3			
												264	H	USC Upstate		7 1			
												304	H	Tennessee Tech		0 1			
												321	H	Francis Marion		2 0			
												322	H	VMI		5 1			
												323	A	Alabama A&M		7 0			
						LAST 10 GAMES													
						208	A	Stetson		0 3		304	H	Tennessee Tech		0 1			
						89	A	FGCU		1 2		321	H	Francis Marion		2 0			
						192	H	Kennesaw St.		2 0		147	A	Western Caro.		1 1			
						194	H	Mercer		2 3		323	A	Alabama A&M		7 0			
						264	H	USC Upstate		7 1		153	H	Winthrop		2 0			

Non-Div. I Games:

East Tenn. St.



Average RPI Win:		223	WON-LOST		WINNING		LAST 10		STRENGTH OF		OPP. STRENGTH		TEAM		ADJ		CONF.		ADJ CONF.				
Average RPI Loss:		158	RECORD		PCT. RANK		GAMES		SCHEDULE		OF SCHEDULE		RPI		RPI		RPI		RPI				
DIV. I ONLY			4-9-1		.32143 263		4-6-0		126		226		228		.44919 232		28		28				
DIV. I NON-CONF.			1-7-1		.16667 295		1-4-0		95		143		249		.4353 252		28		28				
TOTALS		RPI 1-25		RPI 26-50		W-L RECORDS		RPI 51-100		RPI 101-150		RPI 150+											
4-9-1		0-1-0		0-2-0		OVERALL		0-1-0		1-0-1		3-5-0											
1-4-0		0-0-0		0-0-0		HOME		0-1-0		0-0-0		1-3-0											
3-5-1		0-1-0		0-2-0		AWAY		0-0-0		1-0-1		2-2-0											
0-0-0		0-0-0		0-0-0		NEUTRAL		0-0-0		0-0-0		0-0-0											
1-7-1		0-1-0		0-2-0		NON-CONFERENCE		0-1-0		1-0-1		0-3-0											
0-3-0		0-0-0		0-0-0		HOME		0-1-0		0-0-0		0-2-0											
1-4-1		0-1-0		0-0-		AWAY		0-0-0		1-0-1		0-1-0											
0-0-0		0-0-0		0-0-0		NEUTRAL		0-0-0		0-0-0		0-0-0											
3-2-0		0-0-0		0-0-0		CONFERENCE		0-0-0		0-0-0		3-2-0											
1-1-0		0-0-0		0-0-0		HOME		0-0-0		0-0-0		1-1-0											
2-1-0		0-0-0		0-0-0		AWAY		0-0-0		0-0-0		2-1-0											
0-0-0		0-0-0		0-0-0		NEUTRAL		0-0-0		0-0-0		0-0-0											
RPI	S	Opponent		Score		RPI	S	Opponent		Score		RPI	S	Opponent		Score							
20	A	West Virginia		0	2	29	A	Louisville		2	7	98	H	Xavier		0	1	138	A	Appalachian St.		2	1
						50	A	Ohio St.		2	3							140	A	Saint Francis (PA)		1	1
																		180	H	UT Martin		0	3
																		201	A	Ohio		1	3
																		205	A	SIU Edwardsville		1	0
																		239	H	Southeast Mo. St.		5	2
												254	H	Akron		1	2						
												290	H	Northern Ky.		1	2						
												300	A	Eastern Ill.		0	1						
												310	A	Jacksonville St.		2	1						
						LAST 10 GAMES																	
						239	H	Southeast Mo. St.		5	2	138	A	Appalachian St.		2	1						
						180	H	UT Martin		0	3	98	H	Xavier		0	1						
						205	A	SIU Edwardsville		1	0	29	A	Louisville		2	7						
						300	A	Eastern Ill.		0	1	201	A	Ohio		1	3						
						310	A	Jacksonville St.		2	1	290	H	Northern Ky.		1	2						

**Non-Div. I Games:**

Morehead St.



Average RPI Win: 293		WON-LOST RECORD		WINNING PCT. RANK		LAST 10 GAMES		STRENGTH OF SCHEDULE		OPP. STRENGTH OF SCHEDULE		TEAM RPI		ADJ RPI		CONF. RPI		ADJ CONF. RPI	
DIV. I ONLY		1-8-3		.20833 305		0-7-3		105		87		234		.44836 233		7		7	
DIV. I NON-CONF.		1-2-3		.41667 212		0-1-3		209		130		208		.46592 207		6		6	
TOTALS		RPI 1-25		RPI 26-50		W-L RECORDS		RPI 51-100		RPI 101-150		RPI 150+							
1-8-3		0-1-0		0-3-0		OVERALL		0-1-1		0-1-1		1-2-1							
0-3-1		0-0-0		0-2-0		HOME		0-0-1		0-1-0		0-0-0							
1-5-2		0-1-0		0-1-0		AWAY		0-1-0		0-0-1		1-2-1							
0-0-0		0-0-0		0-0-0		NEUTRAL		0-0-0		0-0-0		0-0-0							
1-2-3		0-0-0		0-1-0		NON-CONFERENCE		0-0-1		0-0-1		1-1-1							
0-1-1		0-0-0		0-1-0		HOME		0-0-1		0-0-0		0-0-0							
1-1-2		0-0-0		0-0-		AWAY		0-0-0		0-0-1		1-1-1							
0-0-0		0-0-0		0-0-0		NEUTRAL		0-0-0		0-0-0		0-0-0							
0-6-0		0-1-0		0-2-0		CONFERENCE		0-1-0		0-1-0		0-1-0							
0-2-0		0-0-0		0-1-0		HOME		0-0-0		0-1-0		0-0-0							
0-4-0		0-1-0		0-1-0		AWAY		0-1-0		0-0-0		0-1-0							
0-0-0		0-0-0		0-0-0		NEUTRAL		0-0-0		0-0-0		0-0-0							
RPI	S	Opponent		Score		RPI	S	Opponent		Score		RPI	S	Opponent		Score			
22	A	Rutgers		0 1		29	H	Louisville		0 1		60	A	Memphis		1 4			
						40	H	Georgia		0 2		62	H	Stephen F. Austin		0 0			
						48	A	Connecticut		1 4									
</																			



Average RPI Win: 257		WON-LOST	WINNING	LAST 10	STRENGTH OF		OPP. STRENGTH	TEAM	ADJ	CONF.	ADJ CONF.
Average RPI Loss: 130		RECORD	PCT. RANK	GAMES	SCHEDULE		OF SCHEDULE	RPI	RPI	RPI	RPI
DIV. I ONLY		4-8-1	.34615	249	4-6-0		184	186	239	.44669	234
DIV. I NON-CONF.		2-5-1	.3125	258	2-3-0		194	155	246	.44077	244
TOTALS		RPI 1-25	RPI 26-50		W-L RECORDS		RPI 51-100		RPI 101-150		RPI 150+
4-8-1	0-0-0	0-0-0		OVERALL		0-2-0		0-3-0		4-3-1	
2-4-0	0-0-0	0-0-0		HOME		0-0-0		0-2-0		2-2-0	
2-4-1	0-0-0	0-0-0		AWAY		0-2-0		0-1-0		2-1-1	
0-0-0	0-0-0	0-0-0		NEUTRAL		0-0-0		0-0-0		0-0-0	
2-5-1	0-0-0	0-0-0		NON-CONFERENCE		0-2-0		0-2-0		2-1-1	
0-2-0	0-0-0	0-0-0		HOME		0-0-0		0-1-0		0-1-0	
2-3-1	0-0-0	0-0-		AWAY		0-2-0		0-1-0		2-0-1	
0-0-0	0-0-0	0-0-0		NEUTRAL		0-0-0		0-0-0		0-0-0	
2-3-0	0-0-0	0-0-0		CONFERENCE		0-0-0		0-1-0		2-2-0	
2-2-0	0-0-0	0-0-0		HOME		0-0-0		0-1-0		2-1-0	
0-1-0	0-0-0	0-0-0		AWAY		0-0-0		0-0-0		0-1-0	
0-0-0	0-0-0	0-0-0		NEUTRAL		0-0-0		0-0-0		0-0-0	
RPI S	Opponent	Score	RPI S	Opponent	Score	RPI S	Opponent	Score	RPI S	Opponent	Score
						61 A	Samford	2 4	108 H	Jacksonville	0 1
						73 A	Alabama	1 2	120 A	Vanderbilt	0 4
									137 H	South Ala.	1 2
									166 H	La.-Lafayette	0 3
									180 A	UT Martin	1 0
									182 A	Texas St.	0 1
									192 H	Kennesaw St.	0 1
									194 A	Mercer	2 2
									268 H	Troy	2 1
									270 H	La.-Monroe	2 0
									310 A	Jacksonville St.	2 0
LAST 10 GAMES											
						268 H	Troy	2 1	310 A	Jacksonville St.	2 0
						137 H	South Ala.	1 2	61 A	Samford	2 4
						182 A	Texas St.	0 1	120 A	Vanderbilt	0 4
						270 H	La.-Monroe	2 0	180 A	UT Martin	1 0
						166 H	La.-Lafayette	0 3	108 H	Jacksonville	0 1

Non-Div. I Games:

Georgia St.



Average RPI Win: 214		WON-LOST	WINNING	LAST 10	STRENGTH OF		OPP. STRENGTH	TEAM	ADJ	CONF.	ADJ CONF.
Average RPI Loss: 102		RECORD	PCT. RANK	GAMES	SCHEDULE		OF SCHEDULE	RPI	RPI	RPI	RPI
DIV. I ONLY		3-10-1	.25	287	2-7-1		116	133	233	.44666	235
DIV. I NON-CONF.		1-8-0	.11111	308	0-5-0		63	112	243	.43985	246
TOTALS		RPI 1-25	RPI 26-50		W-L RECORDS		RPI 51-100		RPI 101-150		RPI 150+
3-10-1	0-0-0	0-2-0		OVERALL		0-4-0		1-2-0		2-2-1	
2-3-1	0-0-0	0-0-0		HOME		0-1-0		0-0-0		1-2-1	
1-7-0	0-0-0	0-2-0		AWAY		0-3-0		0-2-0		1-0-0	
0-0-0	0-0-0	0-0-0		NEUTRAL		0-0-0		0-0-0		0-0-0	
1-8-0	0-0-0	0-2-0		NON-CONFERENCE		0-4-0		0-0-0		1-2-0	
1-3-0	0-0-0	0-0-0		HOME		0-1-0		0-0-0		1-2-0	
0-5-0	0-0-0	0-0-		AWAY		0-3-0		0-0-0		0-0-0	
0-0-0	0-0-0	0-0-0		NEUTRAL		0-0-0		0-0-0		0-0-0	
2-2-1	0-0-0	0-0-0		CONFERENCE		0-0-0		1-2-0		1-0-1	
1-0-1	0-0-0	0-0-0		HOME		0-0-0		1-0-0		0-0-1	
1-2-0	0-0-0	0-0-0		AWAY		0-0-0		0-2-0		1-0-0	
0-0-0	0-0-0	0-0-0		NEUTRAL		0-0-0		0-0-0		0-0-0	
RPI S	Opponent	Score	RPI S	Opponent	Score	RPI S	Opponent	Score	RPI S	Opponent	Score
			27 A	Kentucky	0 1	51 A	Baylor	0 5	111 A	North Texas	2 4
			29 A	Louisville	0 1	53 A	Texas A&M	0 1	113 H	Rice	2 0
						54 A	Texas	0 3	122 A	Charlotte	0 2
						61 H	Samford	0 2	223 H	Lamar	1 3
									258 H	Sam Houston St.	1 0
									272 A	Old Dominion	2 1
									286 H	Fla. Atlantic	0 0
									293 H	A&M-Corpus Christi	1 2
LAST 10 GAMES											
			111 A	North Texas	2 4	54 A	Texas	0 3			
			272 A	Old Dominion	2 1	29 A	Louisville	0 1			
			122 A	Charlotte	0 2	27 A	Kentucky	0 1			
			113 H	Rice	2 0	61 H	Samford	0 2			
			286 H	Fla. Atlantic	0 0	293 H	A&M-Corpus Christi	1 2			

Non-Div. I Games:

UTSA



Average RPI Win:	236	WON-LOST RECORD	WINNING PCT. RANK	LAST 10 GAMES	STRENGTH OF SCHEDULE	OPP. STRENGTH OF SCHEDULE	TEAM RPI	ADJ RPI	CONF. RPI	ADJ CONF. RPI	
Average RPI Loss:	125										
DIV. I ONLY	3-7-2	.33333	255	3-5-2	194	145	238	.44635	236	14	14
DIV. I NON-CONF.	2-3-2	.42857	204	2-1-2	114	146	149	.49737	150	13	13
<hr/>											
TOTALS	RPI 1-25	RPI 26-50		W-L RECORDS	RPI 51-100		RPI 101-150		RPI 150+		
3-7-2	0-0-0	0-1-0		OVERALL	0-3-1		0-0-0		3-3-1		
2-4-0	0-0-0	0-0-0		HOME	0-2-0		0-0-0		2-2-0		
1-3-1	0-0-0	0-1-0		AWAY	0-1-1		0-0-0		1-1-0		
0-0-1	0-0-0	0-0-0		NEUTRAL	0-0-0		0-0-0		0-0-1		
<hr/>											
2-3-2	0-0-0	0-0-0		NON-CONFERENCE	0-3-1		0-0-0		2-0-1		
1-2-0	0-0-0	0-0-0		HOME	0-2-0		0-0-0		1-0-0		
1-1-1	0-0-0	0-0-		AWAY	0-1-1		0-0-0		1-0-0		
0-0-1	0-0-0	0-0-0		NEUTRAL	0-0-0		0-0-0		0-0-1		
<hr/>											
1-4-0	0-0-0	0-1-0		CONFERENCE	0-0-0		0-0-0		1-3-0		
1-2-0	0-0-0	0-0-0		HOME	0-0-0		0-0-0		1-2-0		
0-2-0	0-0-0	0-1-0		AWAY	0-0-0		0-0-0		0-1-0		
0-0-0	0-0-0	0-0-0		NEUTRAL	0-0-0		0-0-0		0-0-0		
<hr/>											
RPI S	Opponent	Score	RPI S	Opponent	Score	RPI S	Opponent	Score	RPI S	Opponent	Score
			41 A	Boston U.	0 3	66 H	Monmouth	0 1	161 A	St. Mary's (CA)	2 0
						70 A	Villanova	0 2	188 H	Lafayette	0 1
						74 H	La Salle	0 1	204 A	American	0 1
						83 A	Penn	1 1	230 H	Bucknell	2 3
									265 H	Central Conn. St.	1 0
									281 H	Loyola Maryland	2 1
									287 N	Pacific	1 1
<hr/>											
LAST 10 GAMES											
			281 H	Loyola Maryland	2 1	74 H	La Salle	0 1			
			41 A	Boston U.	0 3	204 A	American	0 1			
			188 H	Lafayette	0 1	161 A	St. Mary's (CA)	2 0			
			83 A	Penn	1 1	287 N	Pacific	1 1			
			230 H	Bucknell	2 3	265 H	Central Conn. St.	1 0			

Non-Div. I Games:

Lehigh



Average RPI Win:	246	WON-LOST	WINNING	LAST 10	STRENGTH OF	OPP. STRENGTH	TEAM	ADJ	CONF.	ADJ CONF.	
Average RPI Loss:	170	RECORD	PCT. RANK	GAMES	SCHEDULE	OF SCHEDULE	RPI	RPI	RPI	RPI	
DIV. I ONLY	6-7-1	.46429	175	5-4-1	270	227	235	.44618	237	30	30
DIV. I NON-CONF.	2-5-0	.28571	264	1-2-0	183	147	251	.43653	250	29	29
TOTALS	RPI 1-25	RPI 26-50	W-L RECORDS	RPI 51-100	RPI 101-150	RPI 150+					
6-7-1	0-0-0	0-0-0	OVERALL	0-3-0	0-1-0	6-3-1					
3-3-1	0-0-0	0-0-0	HOME	0-1-0	0-1-0	3-1-1					
3-3-0	0-0-0	0-0-0	AWAY	0-2-0	0-0-0	3-1-0					
0-1-0	0-0-0	0-0-0	NEUTRAL	0-0-0	0-0-0	0-1-0					
2-5-0	0-0-0	0-0-0	NON-CONFERENCE	0-2-0	0-1-0	2-2-0					
1-1-0	0-0-0	0-0-0	HOME	0-0-0	0-1-0	1-0-0					
1-3-0	0-0-0	0-0-	AWAY	0-2-0	0-0-0	1-1-0					
0-1-0	0-0-0	0-0-0	NEUTRAL	0-0-0	0-0-0	0-1-0					
4-2-1	0-0-0	0-0-0	CONFERENCE	0-1-0	0-0-0	4-1-1					
2-2-1	0-0-0	0-0-0	HOME	0-1-0	0-0-0	2-1-1					
2-0-0	0-0-0	0-0-0	AWAY	0-0-0	0-0-0	2-0-0					
0-0-0	0-0-0	0-0-0	NEUTRAL	0-0-0	0-0-0	0-0-0					
RPI S	Opponent	Score	RPI S	Opponent	Score	RPI S	Opponent	Score	RPI S	Opponent	Score
						88 A	UTEP	2 3	109 H	Weber St.	1 2
						91 H	Seattle	0 2	174 H	UC Davis	2 1
						93 A	Utah St.	0 1	184 A	Idaho St.	4 2
									216 H	UMKC	2 0
									246 N	Houston Baptist	0 1
									255 A	Montana	1 3
									271 H	New Mexico St.	2 2
									295 A	Bakersfield	2 0
									295 H	Bakersfield	2 0
									306 H	Idaho	0 1
									311 A	Grand Canyon	5 3
LAST 10 GAMES											
						271 H	New Mexico St.	2 2	295 A	Bakersfield	2 0
						216 H	UMKC	2 0	295 H	Bakersfield	2 0
						91 H	Seattle	0 2	174 H	UC Davis	2 1
						306 H	Idaho	0 1	255 A	Montana	1 3
						311 A	Grand Canyon	5 3	246 N	Houston Baptist	0 1

Non-Div. I Games:

Utah Valley



Average RPI Win: 281		WON-LOST	WINNING	LAST 10	STRENGTH OF		OPP. STRENGTH	TEAM	ADJ	CONF.	ADJ CONF.
Average RPI Loss: 129		RECORD	PCT. RANK	GAMES	SCHEDULE		OF SCHEDULE	RPI	RPI	RPI	RPI
DIV. I ONLY		6-6-1	.5	142	4-4-1		289	231	240	.44606	238
DIV. I NON-CONF.		5-4-1	.55	141	3-2-1		298	269	237	.44537	236
TOTALS		RPI 1-25	RPI 26-50		W-L RECORDS		RPI 51-100		RPI 101-150		RPI 150+
6-6-1	0-0-0	0-0-0		OVERALL		0-2-0		0-2-0		6-2-1	
5-1-1	0-0-0	0-0-0		HOME		0-1-0		0-0-0		5-0-1	
1-5-0	0-0-0	0-0-0		AWAY		0-1-0		0-2-0		1-2-0	
0-0-0	0-0-0	0-0-0		NEUTRAL		0-0-0		0-0-0		0-0-0	
5-4-1	0-0-0	0-0-0		NON-CONFERENCE		0-1-0		0-2-0		5-1-1	
4-0-1	0-0-0	0-0-0		HOME		0-0-0		0-0-0		4-0-1	
1-4-0	0-0-0	0-0-		AWAY		0-1-0		0-2-0		1-1-0	
0-0-0	0-0-0	0-0-0		NEUTRAL		0-0-0		0-0-0		0-0-0	
1-2-0	0-0-0	0-0-0		CONFERENCE		0-1-0		0-0-0		1-1-0	
1-1-0	0-0-0	0-0-0		HOME		0-1-0		0-0-0		1-0-0	
0-1-0	0-0-0	0-0-0		AWAY		0-0-0		0-0-0		0-1-0	
0-0-0	0-0-0	0-0-0		NEUTRAL		0-0-0		0-0-0		0-0-0	
RPI S	Opponent	Score	RPI S	Opponent	Score	RPI S	Opponent	Score	RPI S	Opponent	Score
						63 A	Miami (FL)	1 6	133 A	FIU	0 2
						94 H	Milwaukee	0 2	145 A	Western Mich.	0 1
									155 A	Valparaiso	1 2
									186 A	Kent St.	0 1
									191 H	Detroit	2 0
									201 H	Ohio	0 0
									254 A	Akron	2 1
									297 H	Robert Morris	3 0
									309 H	Bowling Green	2 1
									318 H	Canisius	3 2
									319 H	UMass Lowell	2 0
LAST 10 GAMES											
						94 H	Milwaukee	0 2	297 H	Robert Morris	3 0
						155 A	Valparaiso	1 2	319 H	UMass Lowell	2 0
						191 H	Detroit	2 0	133 A	FIU	0 2
						254 A	Akron	2 1	63 A	Miami (FL)	1 6
						201 H	Ohio	0 0	145 A	Western Mich.	0 1

Non-Div. I Games: Madonna 5 1

Cleveland St.







Average RPI Win: 219		WON-LOST RECORD	WINNING PCT. RANK		LAST 10 GAMES	STRENGTH OF SCHEDULE	OPP. STRENGTH OF SCHEDULE	TEAM RPI	ADJ RPI		CONF. RPI	ADJ CONF. RPI		
Average RPI Loss: 118														
DIV. I ONLY		3-9-0	.25	287	2-8-0	122	146	242	.44541	240	23	23		
DIV. I NON-CONF.		3-8-0	.27273	274	2-7-0	184	166	257	.43282	255	24	24		
<hr/>														
TOTALS		RPI 1-25		RPI 26-50		W-L RECORDS		RPI 51-100		RPI 101-150		RPI 150+		
3-9-0		0-1-0		0-0-0		OVERALL		0-2-0		0-3-0		3-3-0		
2-5-0		0-1-0		0-0-0		HOME		0-1-0		0-2-0		2-1-0		
1-4-0		0-0-0		0-0-0		AWAY		0-1-0		0-1-0		1-2-0		
0-0-0		0-0-0		0-0-0		NEUTRAL		0-0-0		0-0-0		0-0-0		
3-8-0		0-0-0		0-0-0		NON-CONFERENCE		0-2-0		0-3-0		3-3-0		
2-4-0		0-0-0		0-0-0		HOME		0-1-0		0-2-0		2-1-0		
1-4-0		0-0-0		0-0-		AWAY		0-1-0		0-1-0		1-2-0		
0-0-0		0-0-0		0-0-0		NEUTRAL		0-0-0		0-0-0		0-0-0		
0-1-0		0-1-0		0-0-0		CONFERENCE		0-0-0		0-0-0		0-0-0		
0-1-0		0-1-0		0-0-0		HOME		0-0-0		0-0-0		0-0-0		
0-0-0		0-0-0		0-0-0		AWAY		0-0-0		0-0-0		0-0-0		
0-0-0		0-0-0		0-0-0		NEUTRAL		0-0-0		0-0-0		0-0-0		
RPI	S	Opponent		Score		RPI	S	Opponent		Score				
14	H	Denver		0 <div>4</div>										
						76	A	Purdue		0	<div>2</div>			
						82	H	Butler		0	<div>2</div>			
										103	A	Illinois St.	0	<div>4</div>
										115	H	Wright St.	1	<div>2</div>
										134	H	Miami (OH)	0	<div>3</div>
										151	H	Ball St.	1	0
										155	A	Valparaiso	0	<div>1</div>
										163	A	Oakland	0	<div>3</div>
										193	A	Loyola Chicago	2	1
										219	H	Indiana St.	0	<div>2</div>
										314	H	UNI	2	0
<hr/>														
LAST 10 GAMES														
193	A	Loyola Chicago		2	1	76	A	Purdue		0	<div>2</div>			
14	H	Denver		0	<div>4</div>	155	A	Valparaiso		0	<div>1</div>			
219	H	Indiana St.		0	<div>2</div>	134	H	Miami (OH)		0	<div>3</div>			
103	A	Illinois St.		0	<div>4</div>	82	H	Butler		0	<div>2</div>			
163	A	Oakland		0	<div>3</div>	151	H	Ball St.		1	0			

Non-Div. I Games:

IPFW



Average RPI Win: 239		WON-LOST RECORD		WINNING PCT. RANK		LAST 10 GAMES		STRENGTH OF SCHEDULE		OPP. STRENGTH OF SCHEDULE		TEAM RPI		ADJ RPI		CONF. RPI		ADJ CONF. RPI	
DIV. I ONLY		4-7-2		.38462 225		2-6-2		186		283		237		.44498 241		22		22	
DIV. I NON-CONF.		3-2-2		.57143 126		1-1-2		199		268		159		.49039 160		19		19	
TOTALS		RPI 1-25		RPI 26-50		W-L RECORDS		RPI 51-100		RPI 101-150		RPI 150+							
4-7-2		0-0-0		0-0-0		OVERALL		0-1-0		1-1-1		3-5-1							
2-5-2		0-0-0		0-0-0		HOME		0-0-0		1-1-1		1-4-1							
2-2-0		0-0-0		0-0-0		AWAY		0-1-0		0-0-0		2-1-0							
0-0-0		0-0-0		0-0-0		NEUTRAL		0-0-0		0-0-0		0-0-0							
3-2-2		0-0-0		0-0-0		NON-CONFERENCE		0-1-0		1-0-1		2-1-1							
2-1-2		0-0-0		0-0-0		HOME		0-0-0		1-0-1		1-1-1							
1-1-0		0-0-0		0-0-		AWAY		0-1-0		0-0-0		1-0-0							
0-0-0		0-0-0		0-0-0		NEUTRAL		0-0-0		0-0-0		0-0-0							
1-5-0		0-0-0		0-0-0		CONFERENCE		0-0-0		0-1-0		1-4-0							
0-4-0		0-0-0		0-0-0		HOME		0-0-0		0-1-0		0-3-0							
1-1-0		0-0-0		0-0-0		AWAY		0-0-0		0-0-0		1-1-0							
0-0-0		0-0-0		0-0-0		NEUTRAL		0-0-0		0-0-0		0-0-0							
RPI S	Opponent	Score		RPI S	Opponent	Score		RPI S	Opponent	Score		RPI S	Opponent	Score					
								75 A	Michigan St.	0	2	118 H	Austin Peay	1	0				
												134 H	Miami (OH)	0	1				
												146 H	Cornell	0	0				
												151 H	Ball St.	0	1				
												186 H	Kent St.	0	1				
												201 H	Ohio	0	1				
												221 H	Duquesne	0	0				
												246 A	Toledo	3	1				
												277 A	St. Bonaventure	2	1				
												285 H	Niagara	1	2				
												289 A	Northern Ill.	1	2				
												316 H	Youngstown St.	1	0				
LAST 10 GAMES																			
						201 H	Ohio	0	1	151 H	Ball St.	0	1						
						186 H	Kent St.	0	1	285 H	Niagara	1	2						
						289 A	Northern Ill.	1	2	118 H	Austin Peay	1	0						
						246 A	Toledo	3	1	221 H	Duquesne	0	0						
						134 H	Miami (OH)	0	1	146 H	Cornell	0	0						

Non-Div. I Games:

Buffalo



Average RPI Win:	249	WON-LOST	WINNING	LAST 10	STRENGTH OF	OPP. STRENGTH	TEAM	ADJ	CONF.	ADJ CONF.	
Average RPI Loss:	219	RECORD	PCT. RANK	GAMES	SCHEDULE	OF SCHEDULE	RPI	RPI	RPI	RPI	
DIV. I ONLY	4-4-4	.5	142	3-3-3	286	256	236	.4443	242	17	17
DIV. I NON-CONF.	3-2-4	.55556	135	2-1-3	253	257	194	.46953	200	17	17
<hr/>											
TOTALS	RPI 1-25	RPI 26-50		W-L RECORDS		RPI 51-100		RPI 101-150		RPI 150+	
4-4-4	0-0-0	0-0-0		OVERALL		0-0-1		0-0-0		4-4-3	
4-0-1	0-0-0	0-0-0		HOME		0-0-0		0-0-0		4-0-1	
0-4-3	0-0-0	0-0-0		AWAY		0-0-1		0-0-0		0-4-2	
0-0-0	0-0-0	0-0-0		NEUTRAL		0-0-0		0-0-0		0-0-0	
<hr/>											
3-2-4	0-0-0	0-0-0		NON-CONFERENCE		0-0-1		0-0-0		3-2-3	
3-0-1	0-0-0	0-0-0		HOME		0-0-0		0-0-0		3-0-1	
0-2-3	0-0-0	0-0-		AWAY		0-0-1		0-0-0		0-2-2	
0-0-0	0-0-0	0-0-0		NEUTRAL		0-0-0		0-0-0		0-0-0	
<hr/>											
1-2-0	0-0-0	0-0-0		CONFERENCE		0-0-0		0-0-0		1-2-0	
1-0-0	0-0-0	0-0-0		HOME		0-0-0		0-0-0		1-0-0	
0-2-0	0-0-0	0-0-0		AWAY		0-0-0		0-0-0		0-2-0	
0-0-0	0-0-0	0-0-0		NEUTRAL		0-0-0		0-0-0		0-0-0	
<hr/>											
RPI	S	Opponent	Score	RPI	S	Opponent	Score	RPI	S	Opponent	Score
				56 A DePaul 0 0				151 A Ball St. 0 3			
								163 H Oakland 2 0			
								191 A Detroit 0 1			
								193 H Loyola Chicago 0 0			
								219 A Indiana St. 0 4			
								229 A IUPUI 1 1			
								244 H Western Ill. 3 1			
								288 A Drake 1 1			
								289 H Northern Ill. 1 0			
								300 H Eastern Ill. 2 0			
								316 A Youngstown St. 1 2			
<hr/>											
				LAST 10 GAMES							
191 A Detroit 0 1				56 A DePaul 0 0							
316 A Youngstown St. 1 2				288 A Drake 1 1							
193 H Loyola Chicago 0 0				219 A Indiana St. 0 4							
163 H Oakland 2 0				300 H Eastern Ill. 2 0							
289 H Northern Ill. 1 0				244 H Western Ill. 3 1							

Non-Div. I Games: Michigan Tech 0 1

Green Bay



Average RPI Win: 287		WON-LOST RECORD	WINNING PCT. RANK		LAST 10 GAMES	STRENGTH OF SCHEDULE		OPP. STRENGTH OF SCHEDULE		TEAM RPI	ADJ RPI		CONF. RPI	ADJ CONF. RPI		
Average RPI Loss: 151																
DIV. I ONLY		7-6-2	.53333	138	5-4-1	299		262		244	.44402	243	29	29		
DIV. I NON-CONF.		2-4-2	.375	230	0-2-1	286		177		274	.41783	271	30	30		
TOTALS		RPI 1-25		RPI 26-50		W-L RECORDS		RPI 51-100		RPI 101-150		RPI 150+				
7-6-2		0-0-0		0-0-0		OVERALL		0-0-0		0-4-0		7-2-2				
4-0-1		0-0-0		0-0-0		HOME		0-0-0		0-0-0		4-0-1				
3-6-1		0-0-0		0-0-0		AWAY		0-0-0		0-4-0		3-2-1				
0-0-0		0-0-0		0-0-0		NEUTRAL		0-0-0		0-0-0		0-0-0				
2-4-2		0-0-0		0-0-0		NON-CONFERENCE		0-0-0		0-4-0		2-0-2				
1-0-1		0-0-0		0-0-0		HOME		0-0-0		0-0-0		1-0-1				
1-4-1		0-0-0		0-0-		AWAY		0-0-0		0-4-0		1-0-1				
0-0-0		0-0-0		0-0-0		NEUTRAL		0-0-0		0-0-0		0-0-0				
5-2-0		0-0-0		0-0-0		CONFERENCE		0-0-0		0-0-0		5-2-0				
3-0-0		0-0-0		0-0-0		HOME		0-0-0		0-0-0		3-0-0				
2-2-0		0-0-0		0-0-0		AWAY		0-0-0		0-0-0		2-2-0				
0-0-0		0-0-0		0-0-0		NEUTRAL		0-0-0		0-0-0		0-0-0				
RPI	S	Opponent	Score	RPI	S	Opponent	Score	RPI	S	Opponent	Score					
												114	A	Seton Hall	1	2
												123	A	Drexel	1	2
												127	A	Hofstra	0	3
												146	A	Cornell	1	2
												162	A	Binghamton	1	1
												178	A	Fairfield	1	2
												218	A	Siena	0	1
												221	A	Duquesne	3	0
												260	H	Rider	5	0
												279	H	LIU Brooklyn	1	1
												284	H	Manhattan	1	0
												285	H	Niagara	1	0
												318	A	Canisius	1	0
												319	H	UMass Lowell	5	1
												320	A	Saint Peter's	4	0

Non-Div. I Games:

Marist



Average RPI Win: 267		WON-LOST RECORD		WINNING PCT. RANK		LAST 10 GAMES		STRENGTH OF SCHEDULE		OPP. STRENGTH OF SCHEDULE		TEAM RPI		ADJ RPI		CONF. RPI		ADJ CONF. RPI	
DIV. I ONLY		6-7-1		.46429 175		4-5-1		276		241		245		.44322 244		23		23	
DIV. I NON-CONF.		5-5-1		.5 147		3-3-1		317		228		275		.41727 272		24		24	
TOTALS		RPI 1-25		RPI 26-50		W-L RECORDS		RPI 51-100		RPI 101-150		RPI 150+							
6-7-1		0-1-0		0-0-0		OVERALL		0-0-0		1-2-0		5-4-1							
2-2-0		0-0-0		0-0-0		HOME		0-0-0		0-0-0		2-2-0							
3-5-1		0-1-0		0-0-0		AWAY		0-0-0		1-2-0		2-2-1							
1-0-0		0-0-0		0-0-0		NEUTRAL		0-0-0		0-0-0		1-0-0							
5-5-1		0-0-0		0-0-0		NON-CONFERENCE		0-0-0		1-2-0		4-3-1							
1-1-0		0-0-0		0-0-0		HOME		0-0-0		0-0-0		1-1-0							
3-4-1		0-0-0		0-0-		AWAY		0-0-0		1-2-0		2-2-1							
1-0-0		0-0-0		0-0-0		NEUTRAL		0-0-0		0-0-0		1-0-0							
1-2-0		0-1-0		0-0-0		CONFERENCE		0-0-0		0-0-0		1-1-0							
1-1-0		0-0-0		0-0-0		HOME		0-0-0		0-0-0		1-1-0							
0-1-0		0-1-0		0-0-0		AWAY		0-0-0		0-0-0		0-0-0							
0-0-0		0-0-0		0-0-0		NEUTRAL		0-0-0		0-0-0		0-0-0							
RPI	S	Opponent		Score		RPI	S	Opponent		Score		RPI	S	Opponent		Score			
14	A	Denver		0 2								128	A	Northwestern		2	1		
												130	A	Iowa St.		0	2		
												145	A	Western Mich.		0	4		
												155	A	Valparaiso		0	2		
												203	H	Missouri St.		0	1		
												207	H	South Dakota St.		0	1		
												242	A	Green Bay		1	3		
												256	H	North Dakota St.		1	0		
												288	A	Drake		1	0		
												289	A	Northern Ill.		1	1		
												301	H	North Dakota		2	0		
												314	A	UNI		2	0		
												314	N	UNI		2	1		
LAST 10 GAMES																			
14	A	Denver		0	2	155	A	Valparaiso		0	2								
288	A	Drake		1	0	289	A	Northern Ill.		1	1								
256	H	North Dakota St.		1	0	203	H	Missouri St.		0	1								
207	H	South Dakota St.		0	1	314	A	UNI		2	0								
145	A	Western Mich.		0	4	301	H	North Dakota		2	0								



Average RPI Win:	259	WON-LOST	WINNING	LAST 10	STRENGTH OF	OPP. STRENGTH	TEAM	ADJ	CONF.	ADJ CONF.	
Average RPI Loss:	133	RECORD	PCT. RANK	GAMES	SCHEDULE	OF SCHEDULE	RPI	RPI	RPI	RPI	
DIV. I ONLY	4-7-2	.38462	225	4-4-2	236	178	246	.4427	245	13	13
DIV. I NON-CONF.	2-5-1	.3125	258	2-2-1	246	212	277	.41525	276	15	15
<hr/>											
TOTALS	RPI 1-25	RPI 26-50		W-L RECORDS	RPI 51-100		RPI 101-150		RPI 150+		
4-7-2	0-0-0	0-1-0		OVERALL	0-1-1		0-3-0		4-2-1		
2-3-1	0-0-0	0-0-0		HOME	0-0-0		0-3-0		2-0-1		
2-4-1	0-0-0	0-1-0		AWAY	0-1-1		0-0-0		2-2-0		
0-0-0	0-0-0	0-0-0		NEUTRAL	0-0-0		0-0-0		0-0-0		
<hr/>											
2-5-1	0-0-0	0-1-0		NON-CONFERENCE	0-1-0		0-1-0		2-2-1		
2-1-1	0-0-0	0-0-0		HOME	0-0-0		0-1-0		2-0-1		
0-4-0	0-0-0	0-0-		AWAY	0-1-0		0-0-0		0-2-0		
0-0-0	0-0-0	0-0-0		NEUTRAL	0-0-0		0-0-0		0-0-0		
<hr/>											
2-2-1	0-0-0	0-0-0		CONFERENCE	0-0-1		0-2-0		2-0-0		
0-2-0	0-0-0	0-0-0		HOME	0-0-0		0-2-0		0-0-0		
2-0-1	0-0-0	0-0-0		AWAY	0-0-1		0-0-0		2-0-0		
0-0-0	0-0-0	0-0-0		NEUTRAL	0-0-0		0-0-0		0-0-0		
<hr/>											
RPI S	Opponent	Score	RPI S	Opponent	Score	RPI S	Opponent	Score	RPI S	Opponent	Score
			42 A	Indiana	0 5	61 A	Samford	0 0	108 H	Jacksonville	1 2
			84 A	North Carolina St.	0 4	138 H	Appalachian St.	1 3			
			147 H	Western Caro.	1 2						
			194 A	Mercer	2 3						
			208 H	Stetson	2 1						
			219 A	Indiana St.	1 2						
			224 A	Citadel	3 2						
			283 A	Chattanooga	2 1						
			302 H	Charleston So.	0 0						
			321 H	Francis Marion	5 0						
<hr/>											
			LAST 10 GAMES								
			224 A	Citadel	3 2	61 A	Samford	0 0			
			321 H	Francis Marion	5 0	194 A	Mercer	2 3			
			147 H	Western Caro.	1 2	302 H	Charleston So.	0 0			
			138 H	Appalachian St.	1 3	108 H	Jacksonville	1 2			
			283 A	Chattanooga	2 1	208 H	Stetson	2 1			

Non-Div. I Games:

Ga. Southern



Average RPI Win: 227		WON-LOST RECORD	WINNING PCT. RANK		LAST 10 GAMES	STRENGTH OF SCHEDULE	OPP. STRENGTH OF SCHEDULE	TEAM RPI	ADJ RPI	CONF. RPI	ADJ CONF. RPI							
Average RPI Loss: 132																		
DIV. I ONLY		5-9-0	.35714	242	4-6-0	249	118	250	.44144	246	22	22						
DIV. I NON-CONF.		3-5-0	.375	230	2-2-0	152	71	185	.47966	180	19	19						
<hr/>																		
TOTALS		RPI 1-25		RPI 26-50		W-L RECORDS		RPI 51-100		RPI 101-150		RPI 150+						
5-9-0		0-1-0		1-1-0		OVERALL		0-1-0		0-2-0		4-4-0						
3-4-0		0-0-0		1-1-0		HOME		0-1-0		0-1-0		2-1-0						
2-4-0		0-1-0		0-0-0		AWAY		0-0-0		0-1-0		2-2-0						
0-1-0		0-0-0		0-0-0		NEUTRAL		0-0-0		0-0-0		0-1-0						
3-5-0		0-1-0		1-1-0		NON-CONFERENCE		0-1-0		0-0-0		2-2-0						
2-2-0		0-0-0		1-1-0		HOME		0-1-0		0-0-0		1-0-0						
1-2-0		0-1-0		0-0-		AWAY		0-0-0		0-0-0		1-1-0						
0-1-0		0-0-0		0-0-0		NEUTRAL		0-0-0		0-0-0		0-1-0						
2-4-0		0-0-0		0-0-0		CONFERENCE		0-0-0		0-2-0		2-2-0						
1-2-0		0-0-0		0-0-0		HOME		0-0-0		0-1-0		1-1-0						
1-2-0		0-0-0		0-0-0		AWAY		0-0-0		0-1-0		1-1-0						
0-0-0		0-0-0		0-0-0		NEUTRAL		0-0-0		0-0-0		0-0-0						
RPI	S	Opponent		Score		RPI	S	Opponent		Score		RPI	S	Opponent		Score		
21	A	Minnesota		1	2	27	H	Kentucky		1	2	90	H	Dayton		0	4	
						38	H	Pepperdine		3	2							
														132	A	Eastern Mich.	3	4
														145	H	Western Mich.	1	5
														154	A	Pittsburgh	0	1
														169	A	Central Mich.	0	1
														213	N	Belmont	2	3
														219	H	Indiana St.	5	2
														241	H	Buffalo	1	3
														254	H	Akron	1	0
														309	A	Bowling Green	2	0
														316	A	Youngstown St.	1	0
<hr/>																		
LAST 10 GAMES																		
						309	A	Bowling Green		2	0	145	H	Western Mich.		1	5	
						169	A	Central Mich.		0	1	90	H	Dayton		0	4	
						254	H	Akron		1	0	219	H	Indiana St.		5	2	
						241	H	Buffalo		1	3	38	H	Pepperdine		3	2	
						132	A	Eastern Mich.		3	4	154	A	Pittsburgh		0	1	

Non-Div. I Games:

Toledo



Average RPI Win: 240		WON-LOST RECORD		WINNING PCT. RANK		LAST 10 GAMES		STRENGTH OF SCHEDULE		OPP. STRENGTH OF SCHEDULE		TEAM RPI		ADJ RPI		CONF. RPI		ADJ CONF. RPI	
DIV. I ONLY		3-7-1		.31818 270		3-4-1		177		169		243		.44144 246		16		16	
DIV. I NON-CONF.		1-5-1		.21429 289		1-2-1		179		161		271		.41681 273		21		22	
TOTALS		RPI 1-25		RPI 26-50		W-L RECORDS		RPI 51-100		RPI 101-150		RPI 150+							
3-7-1		0-0-0		0-0-0		OVERALL		0-3-0		0-2-0		3-2-1							
0-3-1		0-0-0		0-0-0		HOME		0-1-0		0-1-0		0-1-1							
2-4-0		0-0-0		0-0-0		AWAY		0-2-0		0-1-0		2-1-0							
1-0-0		0-0-0		0-0-0		NEUTRAL		0-0-0		0-0-0		1-0-0							
1-5-1		0-0-0		0-0-0		NON-CONFERENCE		0-2-0		0-2-0		1-1-1							
0-2-1		0-0-0		0-0-0		HOME		0-1-0		0-1-0		0-0-1							
0-3-0		0-0-0		0-0-		AWAY		0-1-0		0-1-0		0-1-0							
1-0-0		0-0-0		0-0-0		NEUTRAL		0-0-0		0-0-0		1-0-0							
2-2-0		0-0-0		0-0-0		CONFERENCE		0-1-0		0-0-0		2-1-0							
0-1-0		0-0-0		0-0-0		HOME		0-0-0		0-0-0		0-1-0							
2-1-0		0-0-0		0-0-0		AWAY		0-1-0		0-0-0		2-0-0							
0-0-0		0-0-0		0-0-0		NEUTRAL		0-0-0		0-0-0		0-0-0							
RPI	S	Opponent		Score	RPI	S	Opponent		Score	RPI	S	Opponent		Score					
							62	A	Stephen F. Austin	0	2	102	H	TCU	1	2			
							71	A	Tulsa	1	2	111	A	North Texas	0	1			
							88	H	UTEP	0	1	223	A	Lamar	1	0			
												228	H	Northwestern St.	1	2			
												233	H	Houston	0	0			
												237	N	Utah Valley	1	0			
												255	A	Montana	0	1			
												261	A	McNeese St.	3	0			
				LAST 10 GAMES															
				261	A	McNeese St.	3	0	88	H	UTEP	0	1						
				62	A	Stephen F. Austin	0	2	237	N	Utah Valley	1	0						
				223	A	Lamar	1	0	255	A	Montana	0	1						
				228	H	Northwestern St.	1	2	102	H	TCU	1	2						
				233	H	Houston	0	0	111	A	North Texas	0	1						

Non-Div. I Games: Incarnate Word 2 1 Abilene Christian 0 1

Houston Baptist



Average RPI Win: 298		WON-LOST	WINNING	LAST 10	STRENGTH OF	OPP. STRENGTH	TEAM	ADJ	CONF.	ADJ CONF.		
Average RPI Loss: 182		RECORD	PCT. RANK	GAMES	SCHEDULE	OF SCHEDULE	RPI	RPI	RPI	RPI		
DIV. I ONLY		4-6-4	.42857	200	4-3-3	250	284	249	.44003	248	29	29
DIV. I NON-CONF.		1-5-2	.25	276	1-2-1	212	238	282	.41168	280	30	30
<hr/>												
TOTALS		RPI 1-25		RPI 26-50		W-L RECORDS		RPI 51-100		RPI 101-150		RPI 150+
4-6-4		0-0-0		0-0-0		OVERALL		0-1-1		0-0-0		4-5-3
4-1-2		0-0-0		0-0-0		HOME		0-0-1		0-0-0		4-1-1
0-5-2		0-0-0		0-0-0		AWAY		0-1-0		0-0-0		0-4-2
0-0-0		0-0-0		0-0-0		NEUTRAL		0-0-0		0-0-0		0-0-0
1-5-2		0-0-0		0-0-0		NON-CONFERENCE		0-1-0		0-0-0		1-4-2
1-1-1		0-0-0		0-0-0		HOME		0-0-0		0-0-0		1-1-1
0-4-1		0-0-0		0-0-		AWAY		0-1-0		0-0-0		0-3-1
0-0-0		0-0-0		0-0-0		NEUTRAL		0-0-0		0-0-0		0-0-0
3-1-2		0-0-0		0-0-0		CONFERENCE		0-0-1		0-0-0		3-1-1
3-0-1		0-0-0		0-0-0		HOME		0-0-1		0-0-0		3-0-0
0-1-1		0-0-0		0-0-0		AWAY		0-0-0		0-0-0		0-1-1
0-0-0		0-0-0		0-0-0		NEUTRAL		0-0-0		0-0-0		0-0-0
RPI	S	Opponent	Score	RPI	S	Opponent	Score	RPI	S	Opponent	Score	
						57 A Navy	0 3	162 H Binghamton			0 1	
						66 H Monmouth	1 1	175 A Fairleigh Dickinson			0 1	
								202 H Hartford			1 1	
								209 A Towson			0 3	
								227 A Fordham			0 1	
								249 H Quinnipiac			1 0	
								251 A Mt. St. Mary's			1 1	
								260 A Rider			0 3	
								284 A Manhattan			1 1	
								305 H Albany (NY)			2 1	
								318 H Canisius			1 0	
								320 H Saint Peter's			1 0	
<hr/>												
				LAST 10 GAMES								
						260 A Rider	0 3	318 H Canisius			1 0	
						66 H Monmouth	1 1	57 A Navy			0 3	
						249 H Quinnipiac	1 0	251 A Mt. St. Mary's			1 1	
						320 H Saint Peter's	1 0	227 A Fordham			0 1	
						284 A Manhattan	1 1	305 H Albany (NY)			2 1	

Non-Div. I Games:

Iona



Average RPI Win:		290	WON-LOST		WINNING		LAST 10		STRENGTH OF		OPP. STRENGTH		TEAM		ADJ		CONF.		ADJ CONF.	
Average RPI Loss:		148	RECORD		PCT. RANK		GAMES		SCHEDULE		OF SCHEDULE		RPI		RPI		RPI		RPI	
DIV. I ONLY			2-5-4		.36364 241		2-4-4		208		244		247		.43929 249		29		29	
DIV. I NON-CONF.			0-4-1		.1 310		0-3-1		119		127		279		.41295 279		30		30	
TOTALS		RPI 1-25		RPI 26-50		W-L RECORDS		RPI 51-100		RPI 101-150		RPI 150+								
2-5-4		0-1-0		0-0-0		OVERALL		0-1-0		0-0-0		2-3-4								
1-2-3		0-0-0		0-0-0		HOME		0-1-0		0-0-0		1-1-3								
1-3-1		0-1-0		0-0-0		AWAY		0-0-0		0-0-0		1-2-1								
0-0-0		0-0-0		0-0-0		NEUTRAL		0-0-0		0-0-0		0-0-0								
0-4-1		0-1-0		0-0-0		NON-CONFERENCE		0-1-0		0-0-0		0-2-1								
0-2-1		0-0-0		0-0-0		HOME		0-1-0		0-0-0		0-1-1								
0-2-0		0-1-0		0-0-		AWAY		0-0-0		0-0-0		0-1-0								
0-0-0		0-0-0		0-0-0		NEUTRAL		0-0-0		0-0-0		0-0-0								
2-1-3		0-0-0		0-0-0		CONFERENCE		0-0-0		0-0-0		2-1-3								
1-0-2		0-0-0		0-0-0		HOME		0-0-0		0-0-0		1-0-2								
1-1-1		0-0-0		0-0-0		AWAY		0-0-0		0-0-0		1-1-1								
0-0-0		0-0-0		0-0-0		NEUTRAL		0-0-0		0-0-0		0-0-0								
RPI	S	Opponent		Score		RPI	S	Opponent		Score		RPI	S	Opponent		Score				
6	A	Georgetown		0 5								64	H	Brown		0 1				
												164	H	Saint Joseph's		2 3				
												178	A	Fairfield		0 0				
												218	H	Siena		1 1				
												248	A	Iona		0 1				
												259	A	Vermont		0 1				
												260	H	Rider		2 0				
												273	H	Holy Cross		0 0				
												285	H	Niagara		1 1				
												320	A	Saint Peter's		3 0				
LAST 10 GAMES																				
						285	H	Niagara		1	1	320	A	Saint Peter's		3	0			
						248	A	Iona		0	1	259	A	Vermont		0	1			
						178	A	Fairfield		0	0	273	H	Holy Cross		0	0			
						260	H	Rider		2	0	64	H	Brown		0	1			
						218	H	Siena		1	1	164	H	Saint Joseph's		2	3			

**Non-Div. I Games:**

Quinnipiac



Average RPI Win:	198	WON-LOST RECORD	WINNING PCT. RANK	LAST 10 GAMES	STRENGTH OF SCHEDULE	OPP. STRENGTH OF SCHEDULE	TEAM RPI	ADJ RPI	CONF. RPI	ADJ CONF. RPI					
DIV. I ONLY		3-5-6	.42857	200	2-2-6	269	216	248	.43764	250	26	26			
DIV. I NON-CONF.		2-5-3	.35	243	1-2-3	262	192	269	.41903	267	25	25			
<hr/>															
TOTALS	RPI 1-25	RPI 26-50		W-L RECORDS		RPI 51-100		RPI 101-150		RPI 150+					
3-5-6	0-0-0	0-0-0		OVERALL		0-1-0		1-1-1		2-3-5					
0-2-4	0-0-0	0-0-0		HOME		0-0-0		0-1-1		0-1-3					
2-2-2	0-0-0	0-0-0		AWAY		0-0-0		1-0-0		1-2-2					
1-1-0	0-0-0	0-0-0		NEUTRAL		0-1-0		0-0-0		1-0-0					
<hr/>															
2-5-3	0-0-0	0-0-0		NON-CONFERENCE		0-1-0		1-1-1		1-3-2					
0-2-2	0-0-0	0-0-0		HOME		0-0-0		0-1-1		0-1-1					
1-2-1	0-0-0	0-0-		AWAY		0-0-0		1-0-0		0-2-1					
1-1-0	0-0-0	0-0-0		NEUTRAL		0-1-0		0-0-0		1-0-0					
<hr/>															
1-0-3	0-0-0	0-0-0		CONFERENCE		0-0-0		0-0-0		1-0-3					
0-0-2	0-0-0	0-0-0		HOME		0-0-0		0-0-0		0-0-2					
1-0-1	0-0-0	0-0-0		AWAY		0-0-0		0-0-0		1-0-1					
0-0-0	0-0-0	0-0-0		NEUTRAL		0-0-0		0-0-0		0-0-0					
<hr/>															
RPI	S	Opponent	Score	RPI	S	Opponent	Score	RPI	S	Opponent	Score	RPI	S	Opponent	Score

Non-Div. I Games:

New Hampshire



[illegible]

**Non-Div. I Games:**

Mt. St. Mary's



Average RPI Win: 232		WON-LOST RECORD		WINNING PCT. RANK		LAST 10 GAMES		STRENGTH OF SCHEDULE		OPP. STRENGTH OF SCHEDULE		TEAM RPI		ADJ RPI		CONF. RPI		ADJ CONF. RPI	
DIV. I ONLY		4-7-3		.39286 217		3-5-2		240		236		251		.43642 252		20		20	
DIV. I NON-CONF.		2-4-3		.38889 222		1-2-2		173		284		230		.44935 231		16		16	
TOTALS		RPI 1-25		RPI 26-50		W-L RECORDS		RPI 51-100		RPI 101-150		RPI 150+							
4-7-3		0-1-0		0-0-0		OVERALL		1-1-0		0-1-0		3-4-3							
2-3-0		0-0-0		0-0-0		HOME		1-1-0		0-1-0		1-1-0							
1-4-2		0-1-0		0-0-0		AWAY		0-0-0		0-0-0		1-3-2							
1-0-1		0-0-0		0-0-0		NEUTRAL		0-0-0		0-0-0		1-0-1							
2-4-3		0-1-0		0-0-0		NON-CONFERENCE		0-0-0		0-1-0		2-2-3							
1-1-0		0-0-0		0-0-0		HOME		0-0-0		0-1-0		1-0-0							
0-3-2		0-1-0		0-0-		AWAY		0-0-0		0-0-0		0-2-2							
1-0-1		0-0-0		0-0-0		NEUTRAL		0-0-0		0-0-0		1-0-1							
2-3-0		0-0-0		0-0-0		CONFERENCE		1-1-0		0-0-0		1-2-0							
1-2-0		0-0-0		0-0-0		HOME		1-1-0		0-0-0		0-1-0							
1-1-0		0-0-0		0-0-0		AWAY		0-0-0		0-0-0		1-1-0							
0-0-0		0-0-0		0-0-0		NEUTRAL		0-0-0		0-0-0		0-0-0							
RPI	S	Opponent		Score		RPI	S	Opponent		Score		RPI	S	Opponent		Score			
25	A	Portland		0 2								93	H	Utah St.		2 0			
												99	H	Boise St.		0 1			
												115	H	Wright St.		0 1			
												156	A	Fresno St.		1 3			
												159	A	San Francisco		0 2			
												207	A	South Dakota St.		0 0			
												217	A	Gonzaga		0 0			
												255	A	Montana		0 2			
												262	H	Sacramento St.		3 2			
												282	N	Eastern Wash.		2 0			
												292	A	San Jose St.		2 1			
												294	N	South Dakota		0 0			
												303	H	Colorado St.		0 1			
LAST 10 GAMES																			
303	H	Colorado St.		0 1		217	A	Gonzaga		0 0									
292	A	San Jose St.		2 1		255	A	Montana		0 2									
156	A	Fresno St.		1 3		262	H	Sacramento St.		3 2									
99	H	Boise St.		0 1		25	A	Portland		0 2									
93	H	Utah St.		2 0		294	N	South Dakota		0 0									

Non-Div. I Games:

Nevada



Average RPI Win: 276		WON-LOST RECORD		WINNING PCT. RANK		LAST 10 GAMES		STRENGTH OF SCHEDULE		OPP. STRENGTH OF SCHEDULE		TEAM RPI		ADJ RPI		CONF. RPI		ADJ CONF. RPI	
DIV. I ONLY		4-8-1		.34615 249		2-6-1		174		312		252		.43536 253		25		25	
DIV. I NON-CONF.		3-4-0		.42857 204		1-2-0		271		299		266		.41945 266		27		27	
TOTALS		RPI 1-25		RPI 26-50		W-L RECORDS		RPI 51-100		RPI 101-150		RPI 150+							
4-8-1		0-0-0		0-0-0		OVERALL		0-1-0		0-1-1		4-6-0							
3-2-1		0-0-0		0-0-0		HOME		0-0-0		0-0-1		3-2-0							
1-6-0		0-0-0		0-0-0		AWAY		0-1-0		0-1-0		1-4-0							
0-0-0		0-0-0		0-0-0		NEUTRAL		0-0-0		0-0-0		0-0-0							
3-4-0		0-0-0		0-0-0		NON-CONFERENCE		0-0-0		0-1-0		3-3-0							
2-0-0		0-0-0		0-0-0		HOME		0-0-0		0-0-0		2-0-0							
1-4-0		0-0-0		0-0-		AWAY		0-0-0		0-1-0		1-3-0							
0-0-0		0-0-0		0-0-0		NEUTRAL		0-0-0		0-0-0		0-0-0							
1-4-1		0-0-0		0-0-0		CONFERENCE		0-1-0		0-0-1		1-3-0							
1-2-1		0-0-0		0-0-0		HOME		0-0-0		0-0-1		1-2-0							
0-2-0		0-0-0		0-0-0		AWAY		0-1-0		0-0-0		0-1-0							
0-0-0		0-0-0		0-0-0		NEUTRAL		0-0-0		0-0-0		0-0-0							
RPI S	Opponent	Score		RPI S	Opponent	Score		RPI S	Opponent	Score		RPI S	Opponent	Score					
								81 A Radford		0	4	101 H Liberty		0	0				
												138 A Appalachian St.		0	2				
												153 A Winthrop		0	1				
												160 A Wofford		0	1				
												181 H Presbyterian		0	1				
												263 H Eastern Ky.		2	1				
												264 H USC Upstate		2	0				
												280 A Alabama St.		3	2				
												283 A Chattanooga		1	2				
												296 H Campbell		1	0				
												299 A South Carolina St.		0	1				
												302 H Charleston So.		0	3				
LAST 10 GAMES																			
								81 A Radford		0	4	296 H Campbell		1	0				
								153 A Winthrop		0	1	299 A South Carolina St.		0	1				
								302 H Charleston So.		0	3	280 A Alabama St.		3	2				
								101 H Liberty		0	0	283 A Chattanooga		1	2				
								181 H Presbyterian		0	1	138 A Appalachian St.		0	2				

Non-Div. I Games: Mars Hill 1 0

UNC Asheville



Average RPI Win: 246		WON-LOST	WINNING	LAST 10	STRENGTH OF		OPP. STRENGTH	TEAM	ADJ	CONF.	ADJ CONF.
Average RPI Loss: 175		RECORD	PCT. RANK	GAMES	SCHEDULE		OF SCHEDULE	RPI	RPI	RPI	RPI
DIV. I ONLY		4-7-3	.39286	217	2-6-2		245	252	254	.43506	254
DIV. I NON-CONF.		3-3-2	.5	147	1-2-1		275	222	232	.44858	233
TOTALS		RPI 1-25	RPI 26-50		W-L RECORDS		RPI 51-100		RPI 101-150		RPI 150+
4-7-3	0-0-0	0-1-0		OVERALL		0-1-0		1-0-1		3-5-2	
1-3-1	0-0-0	0-1-0		HOME		0-0-0		1-0-0		0-2-1	
2-4-2	0-0-0	0-0-0		AWAY		0-1-0		0-0-1		2-3-1	
1-0-0	0-0-0	0-0-0		NEUTRAL		0-0-0		0-0-0		1-0-0	
3-3-2	0-0-0	0-1-0		NON-CONFERENCE		0-1-0		0-0-1		3-1-1	
0-2-0	0-0-0	0-1-0		HOME		0-0-0		0-0-0		0-1-0	
2-1-2	0-0-0	0-0-		AWAY		0-1-0		0-0-1		2-0-1	
1-0-0	0-0-0	0-0-0		NEUTRAL		0-0-0		0-0-0		1-0-0	
1-4-1	0-0-0	0-0-0		CONFERENCE		0-0-0		1-0-0		0-4-1	
1-1-1	0-0-0	0-0-0		HOME		0-0-0		1-0-0		0-1-1	
0-3-0	0-0-0	0-0-0		AWAY		0-0-0		0-0-0		0-3-0	
0-0-0	0-0-0	0-0-0		NEUTRAL		0-0-0		0-0-0		0-0-0	
RPI S	Opponent	Score	RPI S	Opponent	Score	RPI S	Opponent	Score	RPI S	Opponent	Score
			41 H	Boston U.	2 3	76 A	Purdue	0 5	105 A	Marshall	1 1
									134 H	Miami (OH)	2 1
									151 H	Ball St.	0 2
									186 A	Kent St.	0 2
									201 H	Ohio	2 2
									232 A	Morehead St.	2 1
									238 H	Cleveland St.	1 2
									246 A	Toledo	0 1
									289 A	Northern Ill.	0 2
									301 N	North Dakota	4 1
									316 A	Youngstown St.	1 1
									318 A	Canisius	2 1
LAST 10 GAMES											
			186 A	Kent St.	0 2	134 H	Miami (OH)	2 1			
			201 H	Ohio	2 2	238 H	Cleveland St.	1 2			
			246 A	Toledo	0 1	318 A	Canisius	2 1			
			289 A	Northern Ill.	0 2	41 H	Boston U.	2 3			
			151 H	Ball St.	0 2	316 A	Youngstown St.	1 1			

Non-Div. I Games:

Akron



Average RPI Win:	259	WON-LOST RECORD	WINNING PCT. RANK	LAST 10 GAMES	STRENGTH OF SCHEDULE	OPP. STRENGTH OF SCHEDULE	TEAM RPI	ADJ RPI	CONF. RPI	ADJ CONF. RPI					
DIV. I ONLY		4-7-4	.4	213	3-5-2	264	218	255	.4336	255	21	21			
DIV. I NON-CONF.		3-3-3	.5	147	2-1-1	292	208	240	.44278	241	20	20			
<hr/>															
TOTALS	RPI 1-25	RPI 26-50		W-L RECORDS		RPI 51-100		RPI 101-150		RPI 150+					
4-7-4	0-0-0	0-0-0		OVERALL		0-2-0		0-3-0		4-2-4					
3-2-2	0-0-0	0-0-0		HOME		0-0-0		0-1-0		3-1-2					
1-5-2	0-0-0	0-0-0		AWAY		0-2-0		0-2-0		1-1-2					
0-0-0	0-0-0	0-0-0		NEUTRAL		0-0-0		0-0-0		0-0-0					
<hr/>															
3-3-3	0-0-0	0-0-0		NON-CONFERENCE		0-2-0		0-0-0		3-1-3					
3-0-2	0-0-0	0-0-0		HOME		0-0-0		0-0-0		3-0-2					
0-3-1	0-0-0	0-0-		AWAY		0-2-0		0-0-0		0-1-1					
0-0-0	0-0-0	0-0-0		NEUTRAL		0-0-0		0-0-0		0-0-0					
<hr/>															
1-4-1	0-0-0	0-0-0		CONFERENCE		0-0-0		0-3-0		1-1-1					
0-2-0	0-0-0	0-0-0		HOME		0-0-0		0-1-0		0-1-0					
1-2-1	0-0-0	0-0-0		AWAY		0-0-0		0-2-0		1-0-1					
0-0-0	0-0-0	0-0-0		NEUTRAL		0-0-0		0-0-0		0-0-0					
<hr/>															
RPI	S	Opponent	Score	RPI	S	Opponent	Score	RPI	S	Opponent	Score				
				96 A Cal St. Fullerton				0	2	109 A Weber St.		0	2		
				97 A Creighton				1	2	131 A Northern Colo.				0	4
										136 H Portland St.				0	1
										184 A Idaho St.				1	1
										211 A Loyola Marymount				1	2
										225 H Wyoming				0	0
										237 H Utah Valley				3	1
										246 H Houston Baptist				1	0
										252 H Nevada				2	0
										262 H Sacramento St.				0	3
										274 A Neb. Omaha				3	3
										275 H Air Force				1	1
										301 A North Dakota				3	0
				<hr/>											
				LAST 10 GAMES											
131 A Northern Colo.				0	4	109 A Weber St.				0	2				
301 A North Dakota				3	0	252 H Nevada				2	0				
136 H Portland St.				0	1	97 A Creighton				1	2				
262 H Sacramento St.				0	3	274 A Neb. Omaha				3	3				
184 A Idaho St.				1	1	237 H Utah Valley				3	1				

**Non-Div. I Games:**

Montana



Average RPI Win: 270		WON-LOST	WINNING	LAST 10	STRENGTH OF		OPP. STRENGTH	TEAM	ADJ	CONF.	ADJ CONF.
Average RPI Loss: 161		RECORD	PCT. RANK	GAMES	SCHEDULE		OF SCHEDULE	RPI	RPI	RPI	RPI
DIV. I ONLY		6-7-0	.46154	187	5-4-0		297	184	256	.43031	256
DIV. I NON-CONF.		3-6-0	.33333	246	2-3-0		293	139	285	.40394	286
TOTALS		RPI 1-25	RPI 26-50		W-L RECORDS		RPI 51-100		RPI 101-150		RPI 150+
6-7-0	0-1-0	0-0-0		OVERALL		0-2-0		0-1-0		6-3-0	
4-2-0	0-0-0	0-0-0		HOME		0-1-0		0-0-0		4-1-0	
1-5-0	0-1-0	0-0-0		AWAY		0-1-0		0-1-0		1-2-0	
1-0-0	0-0-0	0-0-0		NEUTRAL		0-0-0		0-0-0		1-0-0	
3-6-0	0-1-0	0-0-0		NON-CONFERENCE		0-2-0		0-1-0		3-2-0	
2-2-0	0-0-0	0-0-0		HOME		0-1-0		0-0-0		2-1-0	
0-4-0	0-1-0	0-0-		AWAY		0-1-0		0-1-0		0-1-0	
1-0-0	0-0-0	0-0-0		NEUTRAL		0-0-0		0-0-0		1-0-0	
3-1-0	0-0-0	0-0-0		CONFERENCE		0-0-0		0-0-0		3-1-0	
2-0-0	0-0-0	0-0-0		HOME		0-0-0		0-0-0		2-0-0	
1-1-0	0-0-0	0-0-0		AWAY		0-0-0		0-0-0		1-1-0	
0-0-0	0-0-0	0-0-0		NEUTRAL		0-0-0		0-0-0		0-0-0	
RPI S	Opponent	Score		RPI S	Opponent	Score		RPI S	Opponent	Score	
21 A	Minnesota	1	4					55 A	St. John's (NY)	0	5
								99 H	Boise St.	0	1
								127 A	Hofstra	1	3
								213 N	Belmont	2	0
								229 A	IUPUI	2	0
								244 A	Western Ill.	0	1
								274 H	Neb. Omaha	2	1
								282 H	Eastern Wash.	0	3
								294 H	South Dakota	1	0
								301 A	North Dakota	2	4
								303 H	Colorado St.	1	0
								306 H	Idaho	3	2
LAST 10 GAMES											
294 H	South Dakota	1	0	303 H	Colorado St.	1	0				
274 H	Neb. Omaha	2	1	99 H	Boise St.	0	1				
244 A	Western Ill.	0	1	301 A	North Dakota	2	4				
229 A	IUPUI	2	0	306 H	Idaho	3	2				
282 H	Eastern Wash.	0	3	55 A	St. John's (NY)	0	5				

Non-Div. I Games: Minn. Duluth 3 1

North Dakota St.



Average RPI Win: 280		WON-LOST RECORD	WINNING PCT. RANK		LAST 10 GAMES	STRENGTH OF SCHEDULE	OPP. STRENGTH OF SCHEDULE	TEAM RPI	ADJ RPI		CONF. RPI	ADJ CONF. RPI					
Average RPI Loss: 161																	
DIV. I ONLY		5-8-1	.39286	217	4-5-1	242	289	257	.43016	257	27	27					
DIV. I NON-CONF.		4-7-0	.36364	239	3-4-0	231	279	258	.42784	260	26	26					
<hr/>																	
TOTALS		RPI 1-25		RPI 26-50		W-L RECORDS		RPI 51-100		RPI 101-150		RPI 150+					
5-8-1		0-1-0		0-0-0		OVERALL		0-1-0		0-1-0		5-5-1					
3-1-0		0-0-0		0-0-0		HOME		0-0-0		0-0-0		3-1-0					
2-7-1		0-1-0		0-0-0		AWAY		0-1-0		0-1-0		2-4-1					
0-0-0		0-0-0		0-0-0		NEUTRAL		0-0-0		0-0-0		0-0-0					
4-7-0		0-1-0		0-0-0		NON-CONFERENCE		0-1-0		0-0-0		4-5-0					
2-1-0		0-0-0		0-0-0		HOME		0-0-0		0-0-0		2-1-0					
2-6-0		0-1-0		0-0-		AWAY		0-1-0		0-0-0		2-4-0					
0-0-0		0-0-0		0-0-0		NEUTRAL		0-0-0		0-0-0		0-0-0					
1-1-1		0-0-0		0-0-0		CONFERENCE		0-0-0		0-1-0		1-0-1					
1-0-0		0-0-0		0-0-0		HOME		0-0-0		0-0-0		1-0-0					
0-1-1		0-0-0		0-0-0		AWAY		0-0-0		0-1-0		0-0-1					
0-0-0		0-0-0		0-0-0		NEUTRAL		0-0-0		0-0-0		0-0-0					
RPI	S	Opponent		Score		RPI	S	Opponent		Score		RPI	S	Opponent		Score	
22	A	Rutgers		0	4							64	A	Brown		0	1
												140	A	Saint Francis (PA)		0	5
												171	A	Massachusetts		0	1
												173	H	Maine		0	1
												202	A	Hartford		0	1
												250	H	New Hampshire		2	0
												259	A	Vermont		1	2
												260	A	Rider		1	3
												273	A	Holy Cross		1	0
												276	H	Sacred Heart		1	0
												278	H	Rhode Island		3	1
												297	A	Robert Morris		2	2
												324	A	Delaware St.		2	0
<hr/>																	
LAST 10 GAMES																	
		140 A Saint Francis (PA)		0	5			259 A Vermont		1	2						
		297 A Robert Morris		2	2			250 H New Hampshire		2	0						
		276 H Sacred Heart		1	0			22 A Rutgers		0	4						
		64 A Brown		0	1			273 A Holy Cross		1	0						
		171 A Massachusetts		0	1			278 H Rhode Island		3	1						

Non-Div. I Games:

Bryant



Average RPI Win:	281	WON-LOST RECORD	WINNING PCT. RANK	LAST 10 GAMES	STRENGTH OF SCHEDULE	OPP. STRENGTH OF SCHEDULE	TEAM RPI	ADJ RPI	CONF. RPI	ADJ CONF. RPI	
DIV. I ONLY		4-6-1	.40909 211	3-5-0	272	254	258	.4286 258	16	16	
DIV. I NON-CONF.		2-4-1	.35714 241	1-3-0	295	273	292	.39585 292	21	22	
<hr/>											
TOTALS	RPI 1-25		RPI 26-50	W-L RECORDS		RPI 51-100		RPI 101-150		RPI 150+	
4-6-1	0-0-0		0-0-0	OVERALL		0-1-0		0-2-0		4-3-1	
3-1-0	0-0-0		0-0-0	HOME		0-1-0		0-0-0		3-0-0	
1-5-0	0-0-0		0-0-0	AWAY		0-0-0		0-2-0		1-3-0	
0-0-1	0-0-0		0-0-0	NEUTRAL		0-0-0		0-0-0		0-0-1	
2-4-1	0-0-0		0-0-0	NON-CONFERENCE		0-0-0		0-2-0		2-2-1	
2-0-0	0-0-0		0-0-0	HOME		0-0-0		0-0-0		2-0-0	
0-4-0	0-0-0		0-0-	AWAY		0-0-0		0-2-0		0-2-0	
0-0-1	0-0-0		0-0-0	NEUTRAL		0-0-0		0-0-0		0-0-1	
2-2-0	0-0-0		0-0-0	CONFERENCE		0-1-0		0-0-0		2-1-0	
1-1-0	0-0-0		0-0-0	HOME		0-1-0		0-0-0		1-0-0	
1-1-0	0-0-0		0-0-0	AWAY		0-0-0		0-0-0		1-1-0	
0-0-0	0-0-0		0-0-0	NEUTRAL		0-0-0		0-0-0		0-0-0	
<hr/>											
RPI S	Opponent	Score	RPI S	Opponent	Score	RPI S	Opponent	Score	RPI S	Opponent	Score
						62 H	Stephen F. Austin	0 1	106 A	SMU	0 4
									111 A	North Texas	0 3
									182 A	Texas St.	1 2
									207 N	South Dakota St.	0 0
									223 H	Lamar	5 2
									228 A	Northwestern St.	1 2
									235 A	UTSA	0 1
									261 A	McNeese St.	1 0
									313 H	Prairie View	3 0
									327 H	Texas Southern	6 0
<hr/>											
LAST 10 GAMES											
						223 H	Lamar	5 2	182 A	Texas St.	1 2
						62 H	Stephen F. Austin	0 1	313 H	Prairie View	3 0
						228 A	Northwestern St.	1 2	111 A	North Texas	0 3
						261 A	McNeese St.	1 0	207 N	South Dakota St.	0 0
						106 A	SMU	0 4	235 A	UTSA	0 1

Non-Div. I Games: Abilene Christian 1 2 Incarnate Word 3 1

Sam Houston St.






Average RPI Win:	275	WON-LOST RECORD	WINNING PCT. RANK	LAST 10 GAMES	STRENGTH OF SCHEDULE	OPP. STRENGTH OF SCHEDULE	TEAM RPI	ADJ RPI	CONF. RPI	ADJ CONF. RPI	
Average RPI Loss:	171										
DIV. I ONLY	4-7-3	.39286	217	3-4-3	278	208	259	.42839	259	26	26
DIV. I NON-CONF.	3-5-1	.38889	222	2-2-1	280	184	264	.42405	264	25	25
<hr/>											
TOTALS	RPI 1-25	RPI 26-50		W-L RECORDS		RPI 51-100		RPI 101-150		RPI 150+	
4-7-3	0-0-0	0-0-0		OVERALL		0-1-0		0-2-0		4-4-3	
3-3-3	0-0-0	0-0-0		HOME		0-1-0		0-1-0		3-1-3	
1-3-0	0-0-0	0-0-0		AWAY		0-0-0		0-1-0		1-2-0	
0-1-0	0-0-0	0-0-0		NEUTRAL		0-0-0		0-0-0		0-1-0	
<hr/>											
3-5-1	0-0-0	0-0-0		NON-CONFERENCE		0-1-0		0-1-0		3-3-1	
3-2-1	0-0-0	0-0-0		HOME		0-1-0		0-0-0		3-1-1	
0-2-0	0-0-0	0-0-		AWAY		0-0-0		0-1-0		0-1-0	
0-1-0	0-0-0	0-0-0		NEUTRAL		0-0-0		0-0-0		0-1-0	
<hr/>											
1-2-2	0-0-0	0-0-0		CONFERENCE		0-0-0		0-1-0		1-1-2	
0-1-2	0-0-0	0-0-0		HOME		0-0-0		0-1-0		0-0-2	
1-1-0	0-0-0	0-0-0		AWAY		0-0-0		0-0-0		1-1-0	
0-0-0	0-0-0	0-0-0		NEUTRAL		0-0-0		0-0-0		0-0-0	
<hr/>											
RPI S	Opponent	Score	RPI S	Opponent	Score	RPI S	Opponent	Score	RPI S	Opponent	Score
						80 H	Colgate	0 1	125 H	Stony Brook	1 2
									150 A	Providence	0 3
									173 H	Maine	1 1
									175 H	Fairleigh Dickinson	1 1
									185 A	UMBC	1 2
									215 N	Southern Utah	1 3
									218 A	Siena	2 3
									227 H	Fordham	0 3
									249 H	Quinnipiac	1 0
									250 H	New Hampshire	1 1
									257 H	Bryant	2 1
									276 H	Sacred Heart	2 1
									319 A	UMass Lowell	3 1
<hr/>											
LAST 10 GAMES											
						250 H	New Hampshire	1 1	257 H	Bryant	2 1
						185 A	UMBC	1 2	175 H	Fairleigh Dickinson	1 1
						173 H	Maine	1 1	218 A	Siena	2 3
						319 A	UMass Lowell	3 1	227 H	Fordham	0 3
						125 H	Stony Brook	1 2	249 H	Quinnipiac	1 0

Non-Div. I Games:

Vermont



 Tie,  Loss,  Non-Conf, S Site, H Home, A Away, N Neutral Page 260



Average RPI Win:	260	WON-LOST RECORD	WINNING PCT. RANK	LAST 10 GAMES	STRENGTH OF SCHEDULE	OPP. STRENGTH OF SCHEDULE	TEAM RPI	ADJ RPI	CONF. RPI	ADJ CONF. RPI					
DIV. I ONLY		5-9-1	.36667	237	1-8-1	239	280	260	.42586	261	16	16			
DIV. I NON-CONF.		5-2-1	.6875	69	1-1-1	288	287	173	.48247	178	21	22			
<hr/>															
TOTALS	RPI 1-25	RPI 26-50		W-L RECORDS		RPI 51-100		RPI 101-150		RPI 150+					
5-9-1	0-0-0	0-0-0		OVERALL		0-1-1		0-3-0		5-5-0					
5-4-0	0-0-0	0-0-0		HOME		0-0-0		0-1-0		5-3-0					
0-5-1	0-0-0	0-0-0		AWAY		0-1-1		0-2-0		0-2-0					
0-0-0	0-0-0	0-0-0		NEUTRAL		0-0-0		0-0-0		0-0-0					
5-2-1	0-0-0	0-0-0		NON-CONFERENCE		0-0-1		0-1-0		5-1-0					
5-1-0	0-0-0	0-0-0		HOME		0-0-0		0-0-0		5-1-0					
0-1-1	0-0-0	0-0-		AWAY		0-0-1		0-1-0		0-0-0					
0-0-0	0-0-0	0-0-0		NEUTRAL		0-0-0		0-0-0		0-0-0					
0-7-0	0-0-0	0-0-0		CONFERENCE		0-1-0		0-2-0		0-4-0					
0-3-0	0-0-0	0-0-0		HOME		0-0-0		0-1-0		0-2-0					
0-4-0	0-0-0	0-0-0		AWAY		0-1-0		0-1-0		0-2-0					
0-0-0	0-0-0	0-0-0		NEUTRAL		0-0-0		0-0-0		0-0-0					
RPI	S	Opponent	Score	RPI	S	Opponent	Score	RPI	S	Opponent	Score				
						51	A	Baylor	0	0					
						62	A	Stephen F. Austin	0	2					
									111	A	North Texas	0	2		
									121	H	Southeastern La.	0	1		
									124	A	Nicholls St.	0	3		
									182	H	Texas St.	2	1		
									206	H	Louisiana Tech	4	2		
									228	A	Northwestern St.	1	2		
									246	H	Houston Baptist	0	3		
									258	H	Sam Houston St.	0	1		
									270	H	La.-Monroe	1	0		
									293	A	A&M-Corpus Christi	0	1		
									310	H	Jacksonville St.	0	1		
									317	H	Jackson St.	2	0		
									327	H	Texas Southern	12	2		
<hr/>															
LAST 10 GAMES															
						228	A	Northwestern St.	1	2	121	H	Southeastern La.	0	1
						62	A	Stephen F. Austin	0	2	124	A	Nicholls St.	0	3
						246	H	Houston Baptist	0	3	51	A	Baylor	0	0
						293	A	A&M-Corpus Christi	0	1	111	A	North Texas	0	2
						258	H	Sam Houston St.	0	1	206	H	Louisiana Tech	4	2

Non-Div. I Games:

McNeese St.



Average RPI Win:	274	WON-LOST RECORD	WINNING PCT. RANK	LAST 10 GAMES	STRENGTH OF SCHEDULE	OPP. STRENGTH OF SCHEDULE	TEAM RPI	ADJ RPI	CONF. RPI	ADJ CONF. RPI		
Average RPI Loss:	196											
DIV. I ONLY	6-6-2	.5	142	4-3-2	315	204	262	.4256	262	21	21	
DIV. I NON-CONF.	3-4-1	.4375	197	1-1-1	315	210	287	.40388	287	20	20	
<hr/>												
TOTALS	RPI 1-25	RPI 26-50		W-L RECORDS		RPI 51-100		RPI 101-150		RPI 150+		
6-6-2	0-0-0	0-0-0		OVERALL		0-0-0		0-1-1		6-5-1		
3-2-2	0-0-0	0-0-0		HOME		0-0-0		0-1-1		3-1-1		
3-4-0	0-0-0	0-0-0		AWAY		0-0-0		0-0-0		3-4-0		
0-0-0	0-0-0	0-0-0		NEUTRAL		0-0-0		0-0-0		0-0-0		
<hr/>												
3-4-1	0-0-0	0-0-0		NON-CONFERENCE		0-0-0		0-1-0		3-3-1		
1-1-1	0-0-0	0-0-0		HOME		0-0-0		0-1-0		1-0-1		
2-3-0	0-0-0	0-0-		AWAY		0-0-0		0-0-0		2-3-0		
0-0-0	0-0-0	0-0-0		NEUTRAL		0-0-0		0-0-0		0-0-0		
<hr/>												
3-2-1	0-0-0	0-0-0		CONFERENCE		0-0-0		0-0-1		3-2-0		
2-1-1	0-0-0	0-0-0		HOME		0-0-0		0-0-1		2-1-0		
1-1-0	0-0-0	0-0-0		AWAY		0-0-0		0-0-0		1-1-0		
0-0-0	0-0-0	0-0-0		NEUTRAL		0-0-0		0-0-0		0-0-0		
<hr/>												
RPI S	Opponent	Score	RPI S	Opponent	Score	RPI S	Opponent	Score	RPI S	Opponent	Score	
									131 H	Northern Colo.	0	0
									148 H	UNLV	0	1
									156 H	Fresno St.	2	2
									157 H	Northern Ariz.	0	3
									165 A	Cal Poly	0	4
									174 A	UC Davis	0	1
									215 H	Southern Utah	4	0
									252 A	Nevada	2	3
									255 A	Montana	3	0
									282 A	Eastern Wash.	1	2
									287 A	Pacific	2	1
									292 H	San Jose St.	1	0
									295 A	Bakersfield	3	1
									301 H	North Dakota	1	0
									<hr/>			
			LAST 10 GAMES									
			215 H Southern Utah			4	0	301 H North Dakota			1	0
			157 H Northern Ariz.			0	3	287 A Pacific			2	1
			282 A Eastern Wash.			1	2	156 H Fresno St.			2	2
			255 A Montana			3	0	252 A Nevada			2	3
			131 H Northern Colo.			0	0	292 H San Jose St.			1	0

Non-Div. I Games: Fresno Pacific 1 0

Sacramento St.



Average RPI Win:	317	WON-LOST RECORD	WINNING PCT. RANK	LAST 10 GAMES	STRENGTH OF SCHEDULE	OPP. STRENGTH OF SCHEDULE	TEAM RPI	ADJ RPI	CONF. RPI	ADJ CONF. RPI	
DIV. I ONLY		2-10-2	.21429 304	2-6-2	120	273	264	.42238 263	28	28	
DIV. I NON-CONF.		1-7-1	.16667 295	1-3-1	68	215	244	.44047 245	28	28	
<hr/>											
TOTALS	RPI 1-25	RPI 26-50		W-L RECORDS	RPI 51-100		RPI 101-150		RPI 150+		
2-10-2	0-1-0	0-2-0		OVERALL	0-0-1		0-1-0		2-6-1		
0-4-2	0-0-0	0-0-0		HOME	0-0-1		0-1-0		0-3-1		
2-6-0	0-1-0	0-2-0		AWAY	0-0-0		0-0-0		2-3-0		
0-0-0	0-0-0	0-0-0		NEUTRAL	0-0-0		0-0-0		0-0-0		
<hr/>											
1-7-1	0-1-0	0-2-0		NON-CONFERENCE	0-0-1		0-1-0		1-3-0		
0-3-1	0-0-0	0-0-0		HOME	0-0-1		0-1-0		0-2-0		
1-4-0	0-1-0	0-0-		AWAY	0-0-0		0-0-0		1-1-0		
0-0-0	0-0-0	0-0-0		NEUTRAL	0-0-0		0-0-0		0-0-0		
<hr/>											
1-3-1	0-0-0	0-0-0		CONFERENCE	0-0-0		0-0-0		1-3-1		
0-1-1	0-0-0	0-0-0		HOME	0-0-0		0-0-0		0-1-1		
1-2-0	0-0-0	0-0-0		AWAY	0-0-0		0-0-0		1-2-0		
0-0-0	0-0-0	0-0-0		NEUTRAL	0-0-0		0-0-0		0-0-0		
<hr/>											
RPI S	Opponent	Score	RPI S	Opponent	Score	RPI S	Opponent	Score	RPI S	Opponent	Score
20 A	West Virginia	0 4	27 A	Kentucky	0 7	98 H	Xavier	0 0	147 H	Western Caro.	0 2
			42 A	Indiana	0 5				180 H	UT Martin	0 1
									189 H	Evansville	0 3
									201 H	Ohio	1 5
									205 A	SIU Edwardsville	1 2
									239 H	Southeast Mo. St.	0 0
									253 A	UNC Asheville	1 2
									300 A	Eastern Ill.	0 1
									310 A	Jacksonville St.	1 0
									323 A	Alabama A&M	3 2
<hr/>											
LAST 10 GAMES											
180 H UT Martin					0 1	310 A Jacksonville St.					1 0
239 H Southeast Mo. St.					0 0	189 H Evansville					0 3
300 A Eastern Ill.					0 1	20 A West Virginia					0 4
205 A SIU Edwardsville					1 2	42 A Indiana					0 5
323 A Alabama A&M					3 2	98 H Xavier					0 0

**Non-Div. I Games:**

Eastern Ky.



Average RPI Win:		313	WON-LOST	WINNING	LAST 10	STRENGTH OF		OPP. STRENGTH	TEAM	ADJ	CONF.	ADJ CONF.
Average RPI Loss:		178	RECORD	PCT. RANK	GAMES	SCHEDULE		OF SCHEDULE	RPI	RPI	RPI	RPI
DIV. I ONLY		3-8-3		.32143	263	2-6-2		203	306	263	.42211	264
DIV. I NON-CONF.		3-4-2		.44444	190	2-2-1		243	318	250	.43611	251
TOTALS		RPI 1-25		RPI 26-50		W-L RECORDS		RPI 51-100		RPI 101-150		RPI 150+
3-8-3		0-0-0		0-0-0		OVERALL		0-2-0		0-0-0		3-6-3
1-2-2		0-0-0		0-0-0		HOME		0-0-0		0-0-0		1-2-2
2-6-0		0-0-0		0-0-0		AWAY		0-2-0		0-0-0		2-4-0
0-0-1		0-0-0		0-0-0		NEUTRAL		0-0-0		0-0-0		0-0-1
3-4-2		0-0-0		0-0-0		NON-CONFERENCE		0-1-0		0-0-0		3-3-2
1-1-1		0-0-0		0-0-0		HOME		0-0-0		0-0-0		1-1-1
2-3-0		0-0-0		0-0-		AWAY		0-1-0		0-0-0		2-2-0
0-0-1		0-0-0		0-0-0		NEUTRAL		0-0-0		0-0-0		0-0-1
0-4-1		0-0-0		0-0-0		CONFERENCE		0-1-0		0-0-0		0-3-1
0-1-1		0-0-0		0-0-0		HOME		0-0-0		0-0-0		0-1-1
0-3-0		0-0-0		0-0-0		AWAY		0-1-0		0-0-0		0-2-0
0-0-0		0-0-0		0-0-0		NEUTRAL		0-0-0		0-0-0		0-0-0
RPI S	Opponent	Score	RPI S	Opponent	Score	RPI S	Opponent	Score	RPI S	Opponent	Score	
						86 A	Furman	0 2	160 H	Wofford	0 0	
						89 A	FGCU	0 7	181 A	Presbyterian	0 1	
									183 H	Coastal Caro.	0 4	
									192 H	Kennesaw St.	1 3	
									194 H	Mercer	0 0	
									208 A	Stetson	1 4	
									231 A	East Tenn. St.	1 7	
									253 A	UNC Asheville	0 2	
									299 N	South Carolina St.	0 0	
									302 A	Charleston So.	2 1	
									315 A	Gardner-Webb	1 0	
									322 H	VMI	2 1	
LAST 10 GAMES												
						89 A	FGCU	0 7	302 A	Charleston So.	2 1	
						208 A	Stetson	1 4	315 A	Gardner-Webb	1 0	
						194 H	Mercer	0 0	299 N	South Carolina St.	0 0	
						192 H	Kennesaw St.	1 3	181 A	Presbyterian	0 1	
						231 A	East Tenn. St.	1 7	86 A	Furman	0 2	

Non-Div. I Games:

USC Upstate



Average RPI Win: 231		WON-LOST	WINNING	LAST 10	STRENGTH OF		OPP. STRENGTH	TEAM	ADJ	CONF.	ADJ CONF.
Average RPI Loss: 176		RECORD	PCT. RANK	GAMES	SCHEDULE		OF SCHEDULE	RPI	RPI	RPI	RPI
DIV. I ONLY		3-9-0	.25	287	3-7-0		178	246	267	.42054	265
DIV. I NON-CONF.		2-7-0	.22222	285	2-5-0		93	209	235	.44778	234
TOTALS		RPI 1-25	RPI 26-50		W-L RECORDS		RPI 51-100		RPI 101-150		RPI 150+
3-9-0	0-0-0	0-1-0		OVERALL		0-1-0		0-1-0		3-6-0	
3-4-0	0-0-0	0-0-0		HOME		0-1-0		0-1-0		3-2-0	
0-5-0	0-0-0	0-1-0		AWAY		0-0-0		0-0-0		0-4-0	
0-0-0	0-0-0	0-0-0		NEUTRAL		0-0-0		0-0-0		0-0-0	
2-7-0	0-0-0	0-1-0		NON-CONFERENCE		0-1-0		0-1-0		2-4-0	
2-3-0	0-0-0	0-0-0		HOME		0-1-0		0-1-0		2-1-0	
0-4-0	0-0-0	0-0-		AWAY		0-0-0		0-0-0		0-3-0	
0-0-0	0-0-0	0-0-0		NEUTRAL		0-0-0		0-0-0		0-0-0	
1-2-0	0-0-0	0-0-0		CONFERENCE		0-0-0		0-0-0		1-2-0	
1-1-0	0-0-0	0-0-0		HOME		0-0-0		0-0-0		1-1-0	
0-1-0	0-0-0	0-0-0		AWAY		0-0-0		0-0-0		0-1-0	
0-0-0	0-0-0	0-0-0		NEUTRAL		0-0-0		0-0-0		0-0-0	
RPI S	Opponent	Score		RPI S	Opponent	Score		RPI S	Opponent	Score	
				48 A	Connecticut	0 3		55 H	St. John's (NY)	0 4	
								117 H	Harvard	0 2	
								173 A	Maine	1 2	
								178 H	Fairfield	3 1	
								199 H	Army	0 1	
								202 A	Hartford	0 2	
								218 H	Siena	2 1	
								236 A	Lehigh	0 1	
								276 A	Sacred Heart	0 2	
								279 H	LIU Brooklyn	0 1	
								297 H	Robert Morris	2 1	
LAST 10 GAMES											
				279 H	LIU Brooklyn	0 1		178 H	Fairfield	3 1	
				276 A	Sacred Heart	0 2		218 H	Siena	2 1	
				297 H	Robert Morris	2 1		199 H	Army	0 1	
				117 H	Harvard	0 2		236 A	Lehigh	0 1	
				202 A	Hartford	0 2		55 H	St. John's (NY)	0 4	

Non-Div. I Games:

Central Conn. St.



Average RPI Win: 185		WON-LOST RECORD		WINNING PCT. RANK		LAST 10 GAMES		STRENGTH OF SCHEDULE		OPP. STRENGTH OF SCHEDULE		TEAM RPI		ADJ RPI		CONF. RPI		ADJ CONF. RPI	
DIV. I ONLY		2-11-0		.15385 316		1-9-0		137		138		271		.42017 266		10		10	
DIV. I NON-CONF.		2-7-0		.22222 285		1-5-0		113		98		229		.45328 227		9		9	
TOTALS		RPI 1-25		RPI 26-50		W-L RECORDS		RPI 51-100		RPI 101-150		RPI 150+							
2-11-0		0-0-0		0-1-0		OVERALL		1-3-0		0-2-0		1-5-0							
2-4-0		0-0-0		0-0-0		HOME		1-0-0		0-0-0		1-4-0							
0-7-0		0-0-0		0-1-0		AWAY		0-3-0		0-2-0		0-1-0							
0-0-0		0-0-0		0-0-0		NEUTRAL		0-0-0		0-0-0		0-0-0							
2-7-0		0-0-0		0-1-0		NON-CONFERENCE		1-3-0		0-1-0		1-2-0							
2-2-0		0-0-0		0-0-0		HOME		1-0-0		0-0-0		1-2-0							
0-5-0		0-0-0		0-0-		AWAY		0-3-0		0-1-0		0-0-0							
0-0-0		0-0-0		0-0-0		NEUTRAL		0-0-0		0-0-0		0-0-0							
0-4-0		0-0-0		0-0-0		CONFERENCE		0-0-0		0-1-0		0-3-0							
0-2-0		0-0-0		0-0-0		HOME		0-0-0		0-0-0		0-2-0							
0-2-0		0-0-0		0-0-0		AWAY		0-0-0		0-1-0		0-1-0							
0-0-0		0-0-0		0-0-0		NEUTRAL		0-0-0		0-0-0		0-0-0							
RPI	S	Opponent		Score		RPI	S	Opponent		Score		RPI	S	Opponent		Score			
						40	A	Georgia	1	5			52	A	Illinois	2	6		
													56	A	DePaul	1	3		
													67	H	VCU	2	1		
													92	A	Auburn	0	3		
													122	A	Charlotte	0	6		
													127	A	Hofstra	2	3		
													176	H	Northeastern	0	3		
													186	H	Kent St.	0	1		
													209	H	Towson	1	2		
													210	A	UNC Wilmington	0	1		
													222	H	North Florida	0	1		
													302	H	Charleston So.	2	1		
LAST 10 GAMES																			
						210	A	UNC Wilmington	0	1	40	A	Georgia	1	5				
						209	H	Towson	1	2	92	A	Auburn	0	3				
						127	A	Hofstra	2	3	186	H	Kent St.	0	1				
						176	H	Northeastern	0	3	67	H	VCU	2	1				
						122	A	Charlotte	0	6	56	A	DePaul	1	3				

Non-Div. I Games:

Col. of Charleston



Average RPI Win: 305		WON-LOST	WINNING	LAST 10	STRENGTH OF	OPP. STRENGTH	TEAM	ADJ	CONF.	ADJ CONF.		
Average RPI Loss: 178		RECORD	PCT. RANK	GAMES	SCHEDULE	OF SCHEDULE	RPI	RPI	RPI	RPI		
DIV. I ONLY		5-9-0	.35714	242	4-6-0	233	320	265	.41955	267	31	31
DIV. I NON-CONF.		3-9-0	.25	276	2-6-0	177	308	281	.41058	282	31	31
<hr/>												
TOTALS		RPI 1-25		RPI 26-50		W-L RECORDS		RPI 51-100		RPI 101-150		RPI 150+
5-9-0		0-0-0		0-0-0		OVERALL		0-1-0		0-2-0		5-6-0
3-3-0		0-0-0		0-0-0		HOME		0-0-0		0-0-0		3-3-0
2-6-0		0-0-0		0-0-0		AWAY		0-1-0		0-2-0		2-3-0
0-0-0		0-0-0		0-0-0		NEUTRAL		0-0-0		0-0-0		0-0-0
3-9-0		0-0-0		0-0-0		NON-CONFERENCE		0-1-0		0-2-0		3-6-0
2-3-0		0-0-0		0-0-0		HOME		0-0-0		0-0-0		2-3-0
1-6-0		0-0-0		0-0-		AWAY		0-1-0		0-2-0		1-3-0
0-0-0		0-0-0		0-0-0		NEUTRAL		0-0-0		0-0-0		0-0-0
2-0-0		0-0-0		0-0-0		CONFERENCE		0-0-0		0-0-0		2-0-0
1-0-0		0-0-0		0-0-0		HOME		0-0-0		0-0-0		1-0-0
1-0-0		0-0-0		0-0-0		AWAY		0-0-0		0-0-0		1-0-0
0-0-0		0-0-0		0-0-0		NEUTRAL		0-0-0		0-0-0		0-0-0
RPI	S	Opponent	Score	RPI	S	Opponent	Score	RPI	S	Opponent	Score	
						</						

Non-Div. I Games:

NJIT



Average RPI Win: 282		WON-LOST	WINNING	LAST 10	STRENGTH OF		OPP. STRENGTH	TEAM	ADJ		CONF.	ADJ CONF.	
Average RPI Loss: 179		RECORD	PCT. RANK	GAMES	SCHEDULE		OF SCHEDULE	RPI	RPI	RPI	RPI		
DIV. I ONLY		6-9-0	.4	213	4-6-0		285	269	266	.41929	268	19	19
DIV. I NON-CONF.		4-6-0	.4	216	2-3-0		285	298	283	.4093	283	22	21
TOTALS		RPI 1-25	RPI 26-50		W-L RECORDS		RPI 51-100		RPI 101-150		RPI 150+		
6-9-0		0-0-0	0-0-0		OVERALL		0-2-0		0-1-0		6-6-0		
4-2-0		0-0-0	0-0-0		HOME		0-0-0		0-0-0		4-2-0		
2-7-0		0-0-0	0-0-0		AWAY		0-2-0		0-1-0		2-4-0		
0-0-0		0-0-0	0-0-0		NEUTRAL		0-0-0		0-0-0		0-0-0		
4-6-0		0-0-0	0-0-0		NON-CONFERENCE		0-1-0		0-1-0		4-4-0		
3-1-0		0-0-0	0-0-0		HOME		0-0-0		0-0-0		3-1-0		
1-5-0		0-0-0	0-0-		AWAY		0-1-0		0-1-0		1-3-0		
0-0-0		0-0-0	0-0-0		NEUTRAL		0-0-0		0-0-0		0-0-0		
2-3-0		0-0-0	0-0-0		CONFERENCE		0-1-0		0-0-0		2-2-0		
1-1-0		0-0-0	0-0-0		HOME		0-0-0		0-0-0		1-1-0		
1-2-0		0-0-0	0-0-0		AWAY		0-1-0		0-0-0		1-1-0		
0-0-0		0-0-0	0-0-0		NEUTRAL		0-0-0		0-0-0		0-0-0		
RPI S	Opponent	Score	RPI S	Opponent	Score	RPI S	Opponent	Score	RPI S	Opponent	Score		
						77 A	Western Ky.	0 1	112 A	UAB	2 6		
						92 A	Auburn	0 3	182 H	Texas St.	1 2		
									192 A	Kennesaw St.	0 2		
									206 H	Louisiana Tech	0 2		
									208 A	Stetson	1 2		
									220 H	Arkansas St.	1 0		
									234 A	Georgia St.	1 2		
									269 A	UALR	1 0		
									280 A	Alabama St.	3 0		
									291 H	Murray St.	4 2		
									310 A	Jacksonville St.	0 1		
									315 H	Gardner-Webb	3 1		
									317 H	Jackson St.	5 0		
LAST 10 GAMES													
						234 A	Georgia St.	1 2	192 A	Kennesaw St.	0 2		
						77 A	Western Ky.	0 1	315 H	Gardner-Webb	3 1		
						269 A	UALR	1 0	291 H	Murray St.	4 2		
						220 H	Arkansas St.	1 0	310 A	Jacksonville St.	0 1		
						182 H	Texas St.	1 2	92 A	Auburn	0 3		

Non-Div. I Games:

Troy



Average RPI Win: 276		WON-LOST RECORD		WINNING PCT. RANK		LAST 10 GAMES		STRENGTH OF SCHEDULE		OPP. STRENGTH OF SCHEDULE		TEAM RPI		ADJ RPI		CONF. RPI		ADJ CONF. RPI	
DIV. I ONLY		4-10-0		.28571 280		2-8-0		191		294		269		.41845 269		19		19	
DIV. I NON-CONF.		3-6-0		.33333 246		1-4-0		201		288		259		.42805 259		22		21	
<hr/>																			
TOTALS		RPI 1-25		RPI 26-50		W-L RECORDS		RPI 51-100		RPI 101-150		RPI 150+							
4-10-0		0-0-0		0-1-0		OVERALL		0-0-0		0-3-0		4-6-0							
3-5-0		0-0-0		0-0-0		HOME		0-0-0		0-2-0		3-3-0							
1-5-0		0-0-0		0-1-0		AWAY		0-0-0		0-1-0		1-3-0							
0-0-0		0-0-0		0-0-0		NEUTRAL		0-0-0		0-0-0		0-0-0							
3-6-0		0-0-0		0-1-0		NON-CONFERENCE		0-0-0		0-2-0		3-3-0							
3-3-0		0-0-0		0-0-0		HOME		0-0-0		0-1-0		3-2-0							
0-3-0		0-0-0		0-0-		AWAY		0-0-0		0-1-0		0-1-0							
0-0-0		0-0-0		0-0-0		NEUTRAL		0-0-0		0-0-0		0-0-0							
1-4-0		0-0-0		0-0-0		CONFERENCE		0-0-0		0-1-0		1-3-0							
0-2-0		0-0-0		0-0-0		HOME		0-0-0		0-1-0		0-1-0							
1-2-0		0-0-0		0-0-0		AWAY		0-0-0		0-0-0		1-2-0							
0-0-0		0-0-0		0-0-0		NEUTRAL		0-0-0		0-0-0		0-0-0							
RPI	S	Opponent		Score		RPI	S	Opponent		Score		RPI	S	Opponent		Score			
						37	A	Ole Miss		0	3			112	H	UAB		1	3
														118	A	Austin Peay		0	3
														137	H	South Ala.		0	1
														166	A	La.-Lafayette		1	2
														203	H	Missouri St.		1	0
														206	H	Louisiana Tech		0	2
														216	H	UMKC		1	3
														220	A	Arkansas St.		1	2
														268	H	Troy		0	1
														270	A	La.-Monroe		1	0
														291	A	Murray St.		0	1
														307	H	Southern U.		6	1
														325	H	Ark.-Pine Bluff		4	0
<hr/>																			
LAST 10 GAMES																			
						270	A	La.-Monroe		1	0	37	A	Ole Miss		0	3		
						166	A	La.-Lafayette		1	2	112	H	UAB		1	3		
						268	H	Troy		0	1	206	H	Louisiana Tech		0	2		
						137	H	South Ala.		0	1	203	H	Missouri St.		1	0		
						220	A	Arkansas St.		1	2	216	H	UMKC		1	3		

Non-Div. I Games:

UALR



Average RPI Win:	299	WON-LOST	WINNING	LAST 10	STRENGTH OF	OPP. STRENGTH	TEAM	ADJ	CONF.	ADJ CONF.					
Average RPI Loss:	171	RECORD	PCT. RANK	GAMES	SCHEDULE	OF SCHEDULE	RPI	RPI	RPI	RPI					
DIV. I ONLY	5-10-1	.34375	254	3-6-1	246	292	270	.41824	270	19	19				
DIV. I NON-CONF.	5-5-1	.5	147	3-1-1	236	314	223	.45548	223	22	21				
<hr/>															
TOTALS	RPI 1-25	RPI 26-50		W-L RECORDS		RPI 51-100		RPI 101-150		RPI 150+					
5-10-1	0-0-0	0-0-0		OVERALL		0-2-0		0-2-1		5-6-0					
4-4-1	0-0-0	0-0-0		HOME		0-0-0		0-1-1		4-3-0					
1-6-0	0-0-0	0-0-0		AWAY		0-2-0		0-1-0		1-3-0					
0-0-0	0-0-0	0-0-0		NEUTRAL		0-0-0		0-0-0		0-0-0					
5-5-1	0-0-0	0-0-0		NON-CONFERENCE		0-1-0		0-2-1		5-2-0					
4-1-1	0-0-0	0-0-0		HOME		0-0-0		0-1-1		4-0-0					
1-4-0	0-0-0	0-0-		AWAY		0-1-0		0-1-0		1-2-0					
0-0-0	0-0-0	0-0-0		NEUTRAL		0-0-0		0-0-0		0-0-0					
0-5-0	0-0-0	0-0-0		CONFERENCE		0-1-0		0-0-0		0-4-0					
0-3-0	0-0-0	0-0-0		HOME		0-0-0		0-0-0		0-3-0					
0-2-0	0-0-0	0-0-0		AWAY		0-1-0		0-0-0		0-1-0					
0-0-0	0-0-0	0-0-0		NEUTRAL		0-0-0		0-0-0		0-0-0					
RPI	S	Opponent	Score	RPI	S	Opponent	Score	RPI	S	Opponent	Score				
				59		A	LSU	0	6	106		A	SMU	1	6
				77		A	Western Ky.	0	2	121		H	Southeastern La.	0	0
										124		H	Nicholls St.	2	3
										166		H	La.-Lafayette	0	2
										196		A	Central Ark.	2	6
										220		H	Arkansas St.	2	3
										228		H	Northwestern St.	3	1
										234		A	Georgia St.	0	2
										261		A	McNeese St.	0	1
										269		H	UALR	0	1
										307		H	Southern U.	2	0
										308		A	Mississippi Val.	2	1
										325		H	Ark.-Pine Bluff	4	0
										326		H	Grambling	9	0
				LAST 10 GAMES											
				269		H	UALR	0	1	308		A	Mississippi Val.	2	1
				220		H	Arkansas St.	2	3	196		A	Central Ark.	2	6
				166		H	La.-Lafayette	0	2	307		H	Southern U.	2	0
				234		A	Georgia St.	0	2	121		H	Southeastern La.	0	0
				77		A	Western Ky.	0	2	228		H	Northwestern St.	3	1

**Non-Div. I Games:**

La.-Monroe



Average RPI Win:	249	WON-LOST	WINNING	LAST 10	STRENGTH OF	OPP. STRENGTH	TEAM	ADJ	CONF.	ADJ CONF.		
Average RPI Loss:	206	RECORD	PCT. RANK	GAMES	SCHEDULE	OF SCHEDULE	RPI	RPI	RPI	RPI		
DIV. I ONLY		4-9-2	.33333	255	2-6-2	243	287	272	.41805	271	30	30
DIV. I NON-CONF.		3-4-1	.4375	197	1-1-1	165	263	202	.46938	201	29	29
<hr/>												
TOTALS	RPI 1-25	RPI 26-50		W-L RECORDS		RPI 51-100		RPI 101-150		RPI 150+		
4-9-2	0-0-0	0-0-0		OVERALL		0-2-0		0-1-1		4-6-1		
2-4-0	0-0-0	0-0-0		HOME		0-1-0		0-0-0		2-3-0		
1-4-2	0-0-0	0-0-0		AWAY		0-1-0		0-0-1		1-3-1		
1-1-0	0-0-0	0-0-0		NEUTRAL		0-0-0		0-1-0		1-0-0		
<hr/>												
3-4-1	0-0-0	0-0-0		NON-CONFERENCE		0-1-0		0-1-1		3-2-0		
1-3-0	0-0-0	0-0-0		HOME		0-1-0		0-0-0		1-2-0		
1-0-1	0-0-0	0-0-		AWAY		0-0-0		0-0-1		1-0-0		
1-1-0	0-0-0	0-0-0		NEUTRAL		0-0-0		0-1-0		1-0-0		
<hr/>												
1-5-1	0-0-0	0-0-0		CONFERENCE		0-1-0		0-0-0		1-4-1		
1-1-0	0-0-0	0-0-0		HOME		0-0-0		0-0-0		1-1-0		
0-4-1	0-0-0	0-0-0		AWAY		0-1-0		0-0-0		0-3-1		
0-0-0	0-0-0	0-0-0		NEUTRAL		0-0-0		0-0-0		0-0-0		
<hr/>												
RPI	S	Opponent	Score	RPI	S	Opponent	Score	RPI	S	Opponent	Score	
				62 H Stephen F. Austin 0 2				131 A Northern Colo. 0 0				
				91 A Seattle 0 3				136 N Portland St. 0 7				
								214 H UC Riverside 1 2				
								216 A UMKC 0 3				
								216 H UMKC 2 1				
								225 A Wyoming 1 0				
								226 H New Mexico 0 1				
								237 A Utah Valley 2 2				
								274 H Neb. Omaha 3 1				
								279 N LIU Brooklyn 1 0				
								295 A Bakersfield 1 2				
								306 A Idaho 2 3				
								311 H Grand Canyon 1 2				
LAST 10 GAMES												
237 A Utah Valley 2 2				216 H UMKC 2 1								
295 A Bakersfield 1 2				216 A UMKC 0 3								
311 H Grand Canyon 1 2				225 A Wyoming 1 0								
91 A Seattle 0 3				131 A Northern Colo. 0 0								
306 A Idaho 2 3				214 H UC Riverside 1 2								

Non-Div. I Games:

New Mexico St.



Average RPI Win:	200	WON-LOST	WINNING	LAST 10	STRENGTH OF	OPP. STRENGTH	TEAM	ADJ	CONF.	ADJ CONF.	
Average RPI Loss:	142	RECORD	PCT. RANK	GAMES	SCHEDULE	OF SCHEDULE	RPI	RPI	RPI	RPI	
DIV. I ONLY	1-9-2	.16667	312	1-7-2	142	175	273	.4164	272	12	12
DIV. I NON-CONF.	0-6-1	.07143	312	0-4-1	34	227	242	.44326	239	12	12
<hr/>											
TOTALS	RPI 1-25	RPI 26-50		W-L RECORDS	RPI 51-100		RPI 101-150		RPI 150+		
1-9-2	0-0-0	0-0-0		OVERALL	0-2-1		0-3-0		1-4-1		
1-3-1	0-0-0	0-0-0		HOME	0-1-1		0-0-0		1-2-0		
0-4-1	0-0-0	0-0-0		AWAY	0-0-0		0-3-0		0-1-1		
0-2-0	0-0-0	0-0-0		NEUTRAL	0-1-0		0-0-0		0-1-0		
<hr/>											
0-6-1	0-0-0	0-0-0		NON-CONFERENCE	0-2-1		0-1-0		0-3-0		
0-2-1	0-0-0	0-0-0		HOME	0-1-1		0-0-0		0-1-0		
0-2-0	0-0-0	0-0-		AWAY	0-0-0		0-1-0		0-1-0		
0-2-0	0-0-0	0-0-0		NEUTRAL	0-1-0		0-0-0		0-1-0		
<hr/>											
1-3-1	0-0-0	0-0-0		CONFERENCE	0-0-0		0-2-0		1-1-1		
1-1-0	0-0-0	0-0-0		HOME	0-0-0		0-0-0		1-1-0		
0-2-1	0-0-0	0-0-0		AWAY	0-0-0		0-2-0		0-0-1		
0-0-0	0-0-0	0-0-0		NEUTRAL	0-0-0		0-0-0		0-0-0		
<hr/>											
RPI S	Opponent	Score	RPI S	Opponent	Score	RPI S	Opponent	Score	RPI S	Opponent	Score
						74 N	La Salle	0 1	101 A	Liberty	0 2
						81 H	Radford	0 1	105 A	Marshall	0 1
						83 H	Penn	2 2	133 A	FIU	0 4
									172 H	George Washington	1 2
									187 N	Richmond	1 3
									190 A	George Mason	0 3
									200 H	East Carolina	2 0
						235 H	UTSA	1 2			
						286 A	Fla. Atlantic	0 0			
						LAST 10 GAMES					

Non-Div. I Games:

Old Dominion



Average RPI Win: 235		WON-LOST	WINNING	LAST 10	STRENGTH OF		OPP. STRENGTH	TEAM	ADJ		CONF.	ADJ CONF.	
Average RPI Loss: 177		RECORD	PCT. RANK	GAMES	SCHEDULE		OF SCHEDULE	RPI	RPI		RPI	RPI	
DIV. I ONLY		2-8-3	.26923	285	2-5-3		199	235	268	.41633	273	14	14
DIV. I NON-CONF.		0-5-3	.1875	293	0-2-3		202	302	298	.38669	299	13	13
TOTALS		RPI 1-25	RPI 26-50		W-L RECORDS		RPI 51-100		RPI 101-150		RPI 150+		
2-8-3		0-0-0	0-1-0		OVERALL		0-1-0		0-0-0		2-6-3		
1-3-1		0-0-0	0-0-0		HOME		0-0-0		0-0-0		1-3-1		
1-4-1		0-0-0	0-1-0		AWAY		0-1-0		0-0-0		1-2-1		
0-1-1		0-0-0	0-0-0		NEUTRAL		0-0-0		0-0-0		0-1-1		
0-5-3		0-0-0	0-0-0		NON-CONFERENCE		0-0-0		0-0-0		0-5-3		
0-2-1		0-0-0	0-0-0		HOME		0-0-0		0-0-0		0-2-1		
0-2-1		0-0-0	0-0-		AWAY		0-0-0		0-0-0		0-2-1		
0-1-1		0-0-0	0-0-0		NEUTRAL		0-0-0		0-0-0		0-1-1		
2-3-0		0-0-0	0-1-0		CONFERENCE		0-1-0		0-0-0		2-1-0		
1-1-0		0-0-0	0-0-0		HOME		0-0-0		0-0-0		1-1-0		
1-2-0		0-0-0	0-1-0		AWAY		0-1-0		0-0-0		1-0-0		
0-0-0		0-0-0	0-0-0		NEUTRAL		0-0-0		0-0-0		0-0-0		
RPI S	Opponent	Score	RPI S	Opponent	Score	RPI S	Opponent	Score	RPI S	Opponent	Score		
			41 A	Boston U.	0 3	80 A	Colgate	0 1	173 N	Maine	0 1		
									178 A	Fairfield	1 2		
									188 H	Lafayette	3 1		
									198 A	Wagner	0 2		
									202 N	Hartford	0 0		
									204 H	American	0 1		
									249 A	Quinnipiac	0 0		
									250 H	New Hampshire	0 0		
									257 H	Bryant	0 1		
									281 A	Loyola Maryland	1 0		
									284 H	Manhattan	0 1		
LAST 10 GAMES													
			80 A	Colgate	0 1	281 A	Loyola Maryland	1 0					
			188 H	Lafayette	3 1	178 A	Fairfield	1 2					
			41 A	Boston U.	0 3	202 N	Hartford	0 0					
			204 H	American	0 1	257 H	Bryant	0 1					
			250 H	New Hampshire	0 0	249 A	Quinnipiac	0 0					

Non-Div. I Games:

Holy Cross



Average RPI Win:	303	WON-LOST RECORD	WINNING PCT. RANK	LAST 10 GAMES	STRENGTH OF SCHEDULE	OPP. STRENGTH OF SCHEDULE	TEAM RPI	ADJ RPI	CONF. RPI	ADJ CONF. RPI	
DIV. I ONLY		3-7-2	.33333 255	3-5-2	259	281	274	.41281 274	23	23	
DIV. I NON-CONF.		2-5-2	.33333 246	2-3-2	269	229	284	.40756 284	24	24	
<hr/>											
TOTALS	RPI 1-25		RPI 26-50	W-L RECORDS		RPI 51-100		RPI 101-150		RPI 150+	
3-7-2	0-0-0		0-0-0	OVERALL		0-2-0		0-1-0		3-4-2	
2-2-2	0-0-0		0-0-0	HOME		0-0-0		0-1-0		2-1-2	
1-5-0	0-0-0		0-0-0	AWAY		0-2-0		0-0-0		1-3-0	
0-0-0	0-0-0		0-0-0	NEUTRAL		0-0-0		0-0-0		0-0-0	
2-5-2	0-0-0		0-0-0	NON-CONFERENCE		0-2-0		0-1-0		2-2-2	
1-2-2	0-0-0		0-0-0	HOME		0-0-0		0-1-0		1-1-2	
1-3-0	0-0-0		0-0-	AWAY		0-2-0		0-0-0		1-1-0	
0-0-0	0-0-0		0-0-0	NEUTRAL		0-0-0		0-0-0		0-0-0	
1-2-0	0-0-0		0-0-0	CONFERENCE		0-0-0		0-0-0		1-2-0	
1-0-0	0-0-0		0-0-0	HOME		0-0-0		0-0-0		1-0-0	
0-2-0	0-0-0		0-0-0	AWAY		0-0-0		0-0-0		0-2-0	
0-0-0	0-0-0		0-0-0	NEUTRAL		0-0-0		0-0-0		0-0-0	
<hr/>											
RPI S	Opponent	Score	RPI S	Opponent	Score	RPI S	Opponent	Score	RPI S	Opponent	Score
						88 A	UTEP	0 2	131 H	Northern Colo.	0 4
						97 A	Creighton	2 3	203 H	Missouri St.	1 1
									207 A	South Dakota St.	0 1
									225 H	Wyoming	1 2
									255 H	Montana	3 3
									256 A	North Dakota St.	1 2
									271 A	New Mexico St.	1 3
									294 H	South Dakota	2 0
									301 H	North Dakota	2 0
									314 A	UNI	2 1
			LAST 10 GAMES								
			207 A	South Dakota St.	0 1	255 H	Montana	3 3			
			256 A	North Dakota St.	1 2	225 H	Wyoming	1 2			
			294 H	South Dakota	2 0	314 A	UNI	2 1			
			203 H	Missouri St.	1 1	301 H	North Dakota	2 0			
			97 A	Creighton	2 3	131 H	Northern Colo.	0 4			

Non-Div. I Games:

Neb. Omaha



Average RPI Win: 307		WON-LOST RECORD		WINNING PCT. RANK		LAST 10 GAMES		STRENGTH OF SCHEDULE		OPP. STRENGTH OF SCHEDULE		TEAM RPI		ADJ RPI		CONF. RPI		ADJ CONF. RPI	
DIV. I ONLY		2-8-1		.22727 302		2-8-0		221		164		278		.41139 275		20		20	
DIV. I NON-CONF.		1-6-1		.1875 293		1-6-0		146		144		263		.42618 261		16		16	
TOTALS		RPI 1-25		RPI 26-50		W-L RECORDS		RPI 51-100		RPI 101-150		RPI 150+							
2-8-1		0-0-0		0-1-0		OVERALL		0-1-0		0-4-0		2-2-1							
1-5-0		0-0-0		0-0-0		HOME		0-1-0		0-2-0		1-2-0							
1-2-1		0-0-0		0-1-0		AWAY		0-0-0		0-1-0		1-0-1							
0-1-0		0-0-0		0-0-0		NEUTRAL		0-0-0		0-1-0		0-0-0							
1-6-1		0-0-0		0-1-0		NON-CONFERENCE		0-1-0		0-3-0		1-1-1							
1-3-0		0-0-0		0-0-0		HOME		0-1-0		0-1-0		1-1-0							
0-2-1		0-0-0		0-0-		AWAY		0-0-0		0-1-0		0-0-1							
0-1-0		0-0-0		0-0-0		NEUTRAL		0-0-0		0-1-0		0-0-0							
1-2-0		0-0-0		0-0-0		CONFERENCE		0-0-0		0-1-0		1-1-0							
0-2-0		0-0-0		0-0-0		HOME		0-0-0		0-1-0		0-1-0							
1-0-0		0-0-0		0-0-0		AWAY		0-0-0		0-0-0		1-0-0							
0-0-0		0-0-0		0-0-0		NEUTRAL		0-0-0		0-0-0		0-0-0							
RPI	S	Opponent		Score		RPI	S	Opponent		Score		RPI	S	Opponent		Score			
						26	A	Colorado	0	2									
													</						

Non-Div. I Games:

Air Force



Average RPI Win:	251	WON-LOST	WINNING	LAST 10	STRENGTH OF	OPP. STRENGTH	TEAM	ADJ	CONF.	ADJ CONF.					
Average RPI Loss:	192	RECORD	PCT. RANK	GAMES	SCHEDULE	OF SCHEDULE	RPI	RPI	RPI	RPI					
DIV. I ONLY	4-9-0	.30769	272	3-7-0	248	263	275	.4104	276	27	27				
DIV. I NON-CONF.	3-7-0	.3	262	2-5-0	230	259	276	.41424	278	26	26				
<hr/>															
TOTALS	RPI 1-25	RPI 26-50		W-L RECORDS		RPI 51-100		RPI 101-150		RPI 150+					
4-9-0	0-0-0	0-0-0		OVERALL		0-1-0		1-1-0		3-7-0					
2-2-0	0-0-0	0-0-0		HOME		0-0-0		0-1-0		2-1-0					
2-6-0	0-0-0	0-0-0		AWAY		0-1-0		1-0-0		1-5-0					
0-1-0	0-0-0	0-0-0		NEUTRAL		0-0-0		0-0-0		0-1-0					
<hr/>															
3-7-0	0-0-0	0-0-0		NON-CONFERENCE		0-1-0		1-1-0		2-5-0					
1-2-0	0-0-0	0-0-0		HOME		0-0-0		0-1-0		1-1-0					
2-4-0	0-0-0	0-0-		AWAY		0-1-0		1-0-0		1-3-0					
0-1-0	0-0-0	0-0-0		NEUTRAL		0-0-0		0-0-0		0-1-0					
<hr/>															
1-2-0	0-0-0	0-0-0		CONFERENCE		0-0-0		0-0-0		1-2-0					
1-0-0	0-0-0	0-0-0		HOME		0-0-0		0-0-0		1-0-0					
0-2-0	0-0-0	0-0-0		AWAY		0-0-0		0-0-0		0-2-0					
0-0-0	0-0-0	0-0-0		NEUTRAL		0-0-0		0-0-0		0-0-0					
<hr/>															
RPI	S	Opponent	Score	RPI	S	Opponent	Score	RPI	S	Opponent	Score				
				64 A Brown 0 2				143 A Yale 2 1							
								146 H Cornell 0 1							
								167 H Columbia 0 1							
								188 A Lafayette 2 3							
								198 A Wagner 3 5							
								202 A Hartford 0 3							
								250 N New Hampshire 0 1							
								257 A Bryant 0 1							
								259 A Vermont 1 2							
								265 H Central Conn. St. 2 0							
								278 A Rhode Island 2 1							
								319 H UMass Lowell 5 1							
				<hr/>											
								LAST 10 GAMES							
				265 H Central Conn. St. 2 0				143 A Yale 2 1							
				257 A Bryant 0 1				319 H UMass Lowell 5 1							
				198 A Wagner 3 5				167 H Columbia 0 1							
				202 A Hartford 0 3				146 H Cornell 0 1							
				64 A Brown 0 2				188 A Lafayette 2 3							

Non-Div. I Games:

Sacred Heart



Average RPI Win:	311	WON-LOST RECORD	WINNING PCT. RANK	LAST 10 GAMES	STRENGTH OF SCHEDULE	OPP. STRENGTH OF SCHEDULE	TEAM RPI	ADJ RPI	CONF. RPI	ADJ CONF. RPI	
Average RPI Loss:	163										
DIV. I ONLY	3-8-1	.29167	279	2-7-1	244	272	279	.40882	277	15	15
DIV. I NON-CONF.	3-5-1	.38889	222	2-4-1	190	306	241	.44347	238	14	14
<hr/>											
TOTALS	RPI 1-25	RPI 26-50		W-L RECORDS		RPI 51-100		RPI 101-150		RPI 150+	
3-8-1	0-0-0	0-0-0		OVERALL		0-1-0		0-2-0		3-5-1	
2-3-0	0-0-0	0-0-0		HOME		0-0-0		0-2-0		2-1-0	
1-5-0	0-0-0	0-0-0		AWAY		0-1-0		0-0-0		1-4-0	
0-0-1	0-0-0	0-0-0		NEUTRAL		0-0-0		0-0-0		0-0-1	
3-5-1	0-0-0	0-0-0		NON-CONFERENCE		0-1-0		0-2-0		3-2-1	
2-3-0	0-0-0	0-0-0		HOME		0-0-0		0-2-0		2-1-0	
1-2-0	0-0-0	0-0-		AWAY		0-1-0		0-0-0		1-1-0	
0-0-1	0-0-0	0-0-0		NEUTRAL		0-0-0		0-0-0		0-0-1	
0-3-0	0-0-0	0-0-0		CONFERENCE		0-0-0		0-0-0		0-3-0	
0-0-0	0-0-0	0-0-0		HOME		0-0-0		0-0-0		0-0-0	
0-3-0	0-0-0	0-0-0		AWAY		0-0-0		0-0-0		0-3-0	
0-0-0	0-0-0	0-0-0		NEUTRAL		0-0-0		0-0-0		0-0-0	
RPI	S	Opponent	Score	RPI	S	Opponent	Score	RPI	S	Opponent	Score
				57 A Navy 2 3				118 H Austin Peay 2 3			
								127 H Hofstra 0 1			
								170 A Saint Louis 2 3			
								186 A Kent St. 2 3			
								187 A Richmond 1 2			
								209 N Towson 2 2			
								221 A Duquesne 1 3			
								241 H Buffalo 1 2			
								297 H Robert Morris 2 0			
								318 A Canisius 2 0			
								319 H UMass Lowell 3 1			
LAST 10 GAMES											
187 A Richmond 1 2				127 H Hofstra 0 1							
221 A Duquesne 1 3				118 H Austin Peay 2 3							
297 H Robert Morris 2 0				57 A Navy 2 3							
170 A Saint Louis 2 3				209 N Towson 2 2							
319 H UMass Lowell 3 1				241 H Buffalo 1 2							

Non-Div. I Games:

St. Bonaventure



Average RPI Win:		265	WON-LOST RECORD		WINNING PCT. RANK		LAST 10 GAMES		STRENGTH OF SCHEDULE		OPP. STRENGTH OF SCHEDULE		TEAM RPI		ADJ RPI		CONF. RPI		ADJ CONF. RPI	
Average RPI Loss:		186																		
DIV. I ONLY			5-9-0		.35714 242		3-7-0		287		242		277		.40871 278		15		15	
DIV. I NON-CONF.			5-5-0		.5 147		3-3-0		299		256		255		.43149 256		14		14	
TOTALS		RPI 1-25		RPI 26-50		W-L RECORDS		RPI 51-100		RPI 101-150		RPI 150+								
5-9-0		0-0-0		0-0-0		OVERALL		0-1-0		0-2-0		5-6-0								
3-5-0		0-0-0		0-0-0		HOME		0-1-0		0-1-0		3-3-0								
2-4-0		0-0-0		0-0-0		AWAY		0-0-0		0-1-0		2-3-0								
0-0-0		0-0-0		0-0-0		NEUTRAL		0-0-0		0-0-0		0-0-0								
5-5-0		0-0-0		0-0-0		NON-CONFERENCE		0-0-0		0-2-0		5-3-0								
3-2-0		0-0-0		0-0-0		HOME		0-0-0		0-1-0		3-1-0								
2-3-0		0-0-0		0-0-		AWAY		0-0-0		0-1-0		2-2-0								
0-0-0		0-0-0		0-0-0		NEUTRAL		0-0-0		0-0-0		0-0-0								
0-4-0		0-0-0		0-0-0		CONFERENCE		0-1-0		0-0-0		0-3-0								
0-3-0		0-0-0		0-0-0		HOME		0-1-0		0-0-0		0-2-0								
0-1-0		0-0-0		0-0-0		AWAY		0-0-0		0-0-0		0-1-0								
0-0-0		0-0-0		0-0-0		NEUTRAL		0-0-0		0-0-0		0-0-0								
RPI	S	Opponent		Score		RPI	S	Opponent		Score		RPI	S	Opponent		Score				
								90 H Dayton		0 4		117	A	Harvard		0	2			
												150	H	Providence		0	3			
												172	H	George Washington		0	1			
												190	H	George Mason		0	1			
												199	A	Army		0	5			
												218	A	Siena		2	1			
												227	A	Fordham		1	3			
												250	H	New Hampshire		2	0			
												257	A	Bryant		1	3			
												267	A	NJIT		3	0			
												276	H	Sacred Heart		1	2			
												284	H	Manhattan		3	1			
												305	H	Albany (NY)		1	0			
LAST 10 GAMES																				
								90 H Dayton		0 4		117	A	Harvard		0	2			
								190 H George Mason		0 1		199	A	Army		0	5			
								172 H George Washington		0 1		218	A	Siena		2	1			
								227 A Fordham		1 3		284	H	Manhattan		3	1			
								305 H Albany (NY)		1 0		257	A	Bryant		1	3			

Non-Div. I Games:

Rhode Island



Average RPI Win: 233		WON-LOST	WINNING	LAST 10	STRENGTH OF		OPP. STRENGTH	TEAM	ADJ		CONF.	ADJ CONF.
Average RPI Loss: 163		RECORD	PCT. RANK	GAMES	SCHEDULE		OF SCHEDULE	RPI	RPI		RPI	RPI
DIV. I ONLY		3-9-1	.26923	285	2-7-1		257	183	280		27	27
DIV. I NON-CONF.		2-7-1	.25	276	1-5-1		237	203	286		26	26
TOTALS		RPI 1-25	RPI 26-50		W-L RECORDS		RPI 51-100		RPI 101-150		RPI 150+	
3-9-1		0-0-0	0-0-0		OVERALL		0-1-0		1-3-0		2-5-1	
1-4-0		0-0-0	0-0-0		HOME		0-0-0		1-1-0		0-3-0	
2-4-1		0-0-0	0-0-0		AWAY		0-1-0		0-2-0		2-1-1	
0-1-0		0-0-0	0-0-0		NEUTRAL		0-0-0		0-0-0		0-1-0	
2-7-1		0-0-0	0-0-0		NON-CONFERENCE		0-1-0		1-2-0		1-4-1	
1-2-0		0-0-0	0-0-0		HOME		0-0-0		1-0-0		0-2-0	
1-4-1		0-0-0	0-0-		AWAY		0-1-0		0-2-0		1-1-1	
0-1-0		0-0-0	0-0-0		NEUTRAL		0-0-0		0-0-0		0-1-0	
1-2-0		0-0-0	0-0-0		CONFERENCE		0-0-0		0-1-0		1-1-0	
0-2-0		0-0-0	0-0-0		HOME		0-0-0		0-1-0		0-1-0	
1-0-0		0-0-0	0-0-0		AWAY		0-0-0		0-0-0		1-0-0	
0-0-0		0-0-0	0-0-0		NEUTRAL		0-0-0		0-0-0		0-0-0	
RPI S	Opponent	Score	RPI S	Opponent	Score	RPI S	Opponent	Score	RPI S	Opponent	Score	
						79 A	Delaware	0 2	114 H	Seton Hall	1 0	
									117 A	Harvard	0 1	
									140 H	Saint Francis (PA)	0 2	
									148 A	UNLV	2 3	
									164 H	Saint Joseph's	0 1	
									167 A	Columbia	0 3	
									175 H	Fairleigh Dickinson	0 2	
									209 H	Towson	0 3	
									243 A	Marist	1 1	
									265 A	Central Conn. St.	1 0	
									271 N	New Mexico St.	0 1	
									320 A	Saint Peter's	5 1	
LAST 10 GAMES												
						265 A	Central Conn. St.	1 0	79 A	Delaware	0 2	
						175 H	Fairleigh Dickinson	0 2	117 A	Harvard	0 1	
						140 H	Saint Francis (PA)	0 2	320 A	Saint Peter's	5 1	
						167 A	Columbia	0 3	243 A	Marist	1 1	
						209 H	Towson	0 3	148 A	UNLV	2 3	

Non-Div. I Games:

LIU Brooklyn



Average RPI Win:	304	WON-LOST	WINNING	LAST 10	STRENGTH OF	OPP. STRENGTH	TEAM	ADJ	CONF.	ADJ CONF.		
Average RPI Loss:	234	RECORD	PCT. RANK	GAMES	SCHEDULE	OF SCHEDULE	RPI	RPI	RPI	RPI		
DIV. I ONLY		7-6-0	.53846	131	4-4-0	325	307	276	.40641	280	32	32
DIV. I NON-CONF.		3-6-0	.33333	246	0-4-0	312	278	303	.36826	306	32	32
<hr/>												
TOTALS	RPI 1-25	RPI 26-50		W-L RECORDS		RPI 51-100		RPI 101-150		RPI 150+		
7-6-0	0-0-0	0-0-0		OVERALL		0-0-0		0-0-0		7-6-0		
4-3-0	0-0-0	0-0-0		HOME		0-0-0		0-0-0		4-3-0		
3-3-0	0-0-0	0-0-0		AWAY		0-0-0		0-0-0		3-3-0		
0-0-0	0-0-0	0-0-0		NEUTRAL		0-0-0		0-0-0		0-0-0		
<hr/>												
3-6-0	0-0-0	0-0-0		NON-CONFERENCE		0-0-0		0-0-0		3-6-0		
2-3-0	0-0-0	0-0-0		HOME		0-0-0		0-0-0		2-3-0		
1-3-0	0-0-0	0-0-		AWAY		0-0-0		0-0-0		1-3-0		
0-0-0	0-0-0	0-0-0		NEUTRAL		0-0-0		0-0-0		0-0-0		
<hr/>												
4-0-0	0-0-0	0-0-0		CONFERENCE		0-0-0		0-0-0		4-0-0		
2-0-0	0-0-0	0-0-0		HOME		0-0-0		0-0-0		2-0-0		
2-0-0	0-0-0	0-0-0		AWAY		0-0-0		0-0-0		2-0-0		
0-0-0	0-0-0	0-0-0		NEUTRAL		0-0-0		0-0-0		0-0-0		
<hr/>												
RPI	S	Opponent	Score	RPI	S	Opponent	Score	RPI	S	Opponent	Score	
								179	A	Lipscomb	0	3
								181	H	Presbyterian	0	5
								213	A	Belmont	0	3
								253	H	UNC Asheville	2	3
								268	H	Troy	0	3
								283	H	Chattanooga	3	2
								299	H	South Carolina St.	5	0
								304	A	Tennessee Tech	3	2
								307	H	Southern U.	2	0
								308	A	Mississippi Val.	2	1
								310	A	Jacksonville St.	1	2
								312	A	Alcorn	5	0
								317	H	Jackson St.	2	1
								<hr/>				
LAST 10 GAMES												
317 H Jackson St.				2	1	181 H Presbyterian				0	5	
307 H Southern U.				2	0	253 H UNC Asheville				2	3	
308 A Mississippi Val.				2	1	213 A Belmont				0	3	
312 A Alcorn				5	0	179 A Lipscomb				0	3	
310 A Jacksonville St.				1	2	283 H Chattanooga				3	2	

Non-Div. I Games: Talladega 8 0 S.C. Beaufort 7 1

Alabama St.



Average RPI Win: 209		WON-LOST	WINNING	LAST 10	STRENGTH OF		OPP. STRENGTH	TEAM	ADJ		CONF.	ADJ CONF.	
Average RPI Loss: 171		RECORD	PCT. RANK	GAMES	SCHEDULE		OF SCHEDULE	RPI	RPI		RPI	RPI	
DIV. I ONLY		1-9-3	.19231	309	0-7-3		187	206	283	.40578	281	14	14
DIV. I NON-CONF.		1-5-2	.25	276	0-3-2		103	226	234	.44866	232	13	13
TOTALS		RPI 1-25	RPI 26-50		W-L RECORDS		RPI 51-100		RPI 101-150		RPI 150+		
1-9-3		0-0-0	0-0-0		OVERALL		0-3-0		0-0-0		1-6-3		
0-3-2		0-0-0	0-0-0		HOME		0-0-0		0-0-0		0-3-2		
1-6-1		0-0-0	0-0-0		AWAY		0-3-0		0-0-0		1-3-1		
0-0-0		0-0-0	0-0-0		NEUTRAL		0-0-0		0-0-0		0-0-0		
1-5-2		0-0-0	0-0-0		NON-CONFERENCE		0-2-0		0-0-0		1-3-2		
0-2-1		0-0-0	0-0-0		HOME		0-0-0		0-0-0		0-2-1		
1-3-1		0-0-0	0-0-		AWAY		0-2-0		0-0-0		1-1-1		
0-0-0		0-0-0	0-0-0		NEUTRAL		0-0-0		0-0-0		0-0-0		
0-4-1		0-0-0	0-0-0		CONFERENCE		0-1-0		0-0-0		0-3-1		
0-1-1		0-0-0	0-0-0		HOME		0-0-0		0-0-0		0-1-1		
0-3-0		0-0-0	0-0-0		AWAY		0-1-0		0-0-0		0-2-0		
0-0-0		0-0-0	0-0-0		NEUTRAL		0-0-0		0-0-0		0-0-0		
RPI	S	Opponent	Score	RPI	S	Opponent	Score	RPI	S	Opponent	Score		

Non-Div. I Games:

Loyola Maryland



Average RPI Win:	275	WON-LOST RECORD	WINNING PCT. RANK	LAST 10 GAMES	STRENGTH OF SCHEDULE	OPP. STRENGTH OF SCHEDULE	TEAM RPI	ADJ RPI	CONF. RPI	ADJ CONF. RPI	
DIV. I ONLY		3-12-0	.2 308	3-7-0	176	271	282	.40475	282	21 21	
DIV. I NON-CONF.		2-7-0	.22222 285	2-2-0	164	283	280	.41114	281	20 20	
<hr/>											
TOTALS	RPI 1-25	RPI 26-50		W-L RECORDS	RPI 51-100		RPI 101-150		RPI 150+		
3-12-0	0-0-0	0-1-0		OVERALL	0-1-0		0-3-0		3-7-0		
1-4-0	0-0-0	0-0-0		HOME	0-1-0		0-1-0		1-2-0		
2-6-0	0-0-0	0-1-0		AWAY	0-0-0		0-2-0		2-3-0		
0-2-0	0-0-0	0-0-0		NEUTRAL	0-0-0		0-0-0		0-2-0		
<hr/>											
2-7-0	0-0-0	0-1-0		NON-CONFERENCE	0-1-0		0-0-0		2-5-0		
0-3-0	0-0-0	0-0-0		HOME	0-1-0		0-0-0		0-2-0		
2-2-0	0-0-0	0-0-		AWAY	0-0-0		0-0-0		2-1-0		
0-2-0	0-0-0	0-0-0		NEUTRAL	0-0-0		0-0-0		0-2-0		
<hr/>											
1-5-0	0-0-0	0-0-0		CONFERENCE	0-0-0		0-3-0		1-2-0		
1-1-0	0-0-0	0-0-0		HOME	0-0-0		0-1-0		1-0-0		
0-4-0	0-0-0	0-0-0		AWAY	0-0-0		0-2-0		0-2-0		
0-0-0	0-0-0	0-0-0		NEUTRAL	0-0-0		0-0-0		0-0-0		
<hr/>											
RPI S	Opponent	Score	RPI S	Opponent	Score	RPI S	Opponent	Score	RPI S	Opponent	Score
			28 A	Washington St.	0 1	91 H	Seattle	0 2	109 A	Weber St.	0 3
									131 A	Northern Colo.	1 2
									136 H	Portland St.	0 2
									156 H	Fresno St.	2 3
									184 A	Idaho St.	0 1
									205 N	SIU Edwardsville	1 2
									217 A	Gonzaga	0 3
									217 H	Gonzaga	0 1
									252 N	Nevada	0 2
									256 A	North Dakota St.	3 0
									262 H	Sacramento St.	2 1
									301 A	North Dakota	1 3
									306 A	Idaho	2 1
<hr/>											
LAST 10 GAMES											
			301 A	North Dakota	1 3	184 A	Idaho St.	0 1			
			131 A	Northern Colo.	1 2	256 A	North Dakota St.	3 0			
			262 H	Sacramento St.	2 1	205 N	SIU Edwardsville	1 2			
			136 H	Portland St.	0 2	217 A	Gonzaga	0 3			
			109 A	Weber St.	0 3	306 A	Idaho	2 1			

Non-Div. I Games:

Eastern Wash.



Average RPI Win: 285		WON-LOST	WINNING	LAST 10	STRENGTH OF		OPP. STRENGTH	TEAM	ADJ	CONF.	ADJ CONF.
Average RPI Loss: 187		RECORD	PCT. RANK	GAMES	SCHEDULE		OF SCHEDULE	RPI	RPI	RPI	RPI
DIV. I ONLY		3-9-0	.25	287	3-7-0		211	300	281	.40302	283
DIV. I NON-CONF.		3-3-0	.5	147	3-1-0		259	327	247	.43673	249
TOTALS		RPI 1-25	RPI 26-50		W-L RECORDS		RPI 51-100		RPI 101-150		RPI 150+
3-9-0		0-0-0	0-0-0		OVERALL		0-1-0		0-3-0		3-5-0
1-5-0		0-0-0	0-0-0		HOME		0-1-0		0-2-0		1-2-0
1-4-0		0-0-0	0-0-0		AWAY		0-0-0		0-1-0		1-3-0
1-0-0		0-0-0	0-0-0		NEUTRAL		0-0-0		0-0-0		1-0-0
3-3-0		0-0-0	0-0-0		NON-CONFERENCE		0-0-0		0-1-0		3-2-0
1-1-0		0-0-0	0-0-0		HOME		0-0-0		0-1-0		1-0-0
1-2-0		0-0-0	0-0-		AWAY		0-0-0		0-0-0		1-2-0
1-0-0		0-0-0	0-0-0		NEUTRAL		0-0-0		0-0-0		1-0-0
0-6-0		0-0-0	0-0-0		CONFERENCE		0-1-0		0-2-0		0-3-0
0-4-0		0-0-0	0-0-0		HOME		0-1-0		0-1-0		0-2-0
0-2-0		0-0-0	0-0-0		AWAY		0-0-0		0-1-0		0-1-0
0-0-0		0-0-0	0-0-0		NEUTRAL		0-0-0		0-0-0		0-0-0
RPI S	Opponent	Score	RPI S	Opponent	Score	RPI S	Opponent	Score	RPI S	Opponent	Score
						86 H	Furman	0 <b>9</b>	118 H	Austin Peay	0 <b>4</b>
									138 A	Appalachian St.	0 <b>5</b>
									147 H	Western Caro.	0 <b>1</b>
									160 A	Wofford	1 <b>5</b>
									197 H	Davidson	2 <b>3</b>
									245 H	Ga. Southern	1 <b>2</b>
									253 H	UNC Asheville	2 1
									280 A	Alabama St.	2 <b>3</b>
									299 N	South Carolina St.	5 1
									304 A	Tennessee Tech	2 1
									315 A	Gardner-Webb	0 <b>3</b>
LAST 10 GAMES											
						147 H	Western Caro.	0 <b>1</b>	197 H	Davidson	2 <b>3</b>
						138 A	Appalachian St.	0 <b>5</b>	304 A	Tennessee Tech	2 1
						160 A	Wofford	1 <b>5</b>	299 N	South Carolina St.	5 1
						86 H	Furman	0 <b>9</b>	315 A	Gardner-Webb	0 <b>3</b>
						245 H	Ga. Southern	1 <b>2</b>	253 H	UNC Asheville	2 1

Non-Div. I Games: Tenn. Temple 5 0

Chattanooga



Average RPI Win: 286		WON-LOST	WINNING	LAST 10	STRENGTH OF	OPP. STRENGTH	TEAM	ADJ	CONF.	ADJ CONF.				
Average RPI Loss: 196		RECORD	PCT. RANK	GAMES	SCHEDULE	OF SCHEDULE	RPI	RPI	RPI	RPI				
DIV. I ONLY		4-9-1	.32143	263	2-7-1		273	298	286	.40208	284	29	29	
DIV. I NON-CONF.		3-5-0	.375	230	1-3-0		300	276	290	.39867	290	30	30	
<hr/>														
TOTALS		RPI 1-25		RPI 26-50		W-L RECORDS		RPI 51-100		RPI 101-150		RPI 150+		
4-9-1		0-0-0		0-0-0		OVERALL		0-1-0		0-0-0		4-8-1		
3-2-1		0-0-0		0-0-0		HOME		0-0-0		0-0-0		3-2-1		
1-7-0		0-0-0		0-0-0		AWAY		0-1-0		0-0-0		1-6-0		
0-0-0		0-0-0		0-0-0		NEUTRAL		0-0-0		0-0-0		0-0-0		
3-5-0		0-0-0		0-0-0		NON-CONFERENCE		0-0-0		0-0-0		3-5-0		
2-2-0		0-0-0		0-0-0		HOME		0-0-0		0-0-0		2-2-0		
1-3-0		0-0-0		0-0-		AWAY		0-0-0		0-0-0		1-3-0		
0-0-0		0-0-0		0-0-0		NEUTRAL		0-0-0		0-0-0		0-0-0		
1-4-1		0-0-0		0-0-0		CONFERENCE		0-1-0		0-0-0		1-3-1		
1-0-1		0-0-0		0-0-0		HOME		0-0-0		0-0-0		1-0-1		
0-4-0		0-0-0		0-0-0		AWAY		0-1-0		0-0-0		0-3-0		
0-0-0		0-0-0		0-0-0		NEUTRAL		0-0-0		0-0-0		0-0-0		
RPI	S	Opponent		Score	RPI	S	Opponent		Score	RPI	S	Opponent		Score
							66 A Monmouth		0 6	162	H	Binghamton	0 1	
										167	H	Columbia	2 3	
										178	A	Fairfield	0 2	
										188	A	Lafayette	1 2	
										198	A	Wagner	1 2	
										227	H	Fordham	2 1	
										243	A	Marist	0 1	
										248	H	Iona	1 1	
										273	A	Holy Cross	1 0	
										278	A	Rhode Island	1 3	
										285	A	Niagara	1 2	
										318	H	Canisius	2 1	
										324	H	Delaware St.	2 0	
<hr/>														
LAST 10 GAMES														
		178 A Fairfield		0 2			243 A Marist		0 1					
		318 H Canisius		2 1			324 H Delaware St.		2 0					
		66 A Monmouth		0 6			198 A Wagner		1 2					
		285 A Niagara		1 2			278 A Rhode Island		1 3					
		248 H Iona		1 1			167 H Columbia		2 3					

Non-Div. I Games:

Manhattan



Average RPI Win: 291		WON-LOST RECORD		WINNING PCT. RANK		LAST 10 GAMES		STRENGTH OF SCHEDULE		OPP. STRENGTH OF SCHEDULE		TEAM RPI		ADJ RPI		CONF. RPI		ADJ CONF. RPI	
DIV. I ONLY		4-10-1		.3 275		4-5-1		252		302		284		.40104 285		29		29	
DIV. I NON-CONF.		1-7-0		.125 305		1-2-0		225		274		304		.36831 305		30		30	
TOTALS		RPI 1-25		RPI 26-50		W-L RECORDS		RPI 51-100		RPI 101-150		RPI 150+							
4-10-1		0-0-0		0-0-0		OVERALL		0-2-0		0-1-0		4-7-1							
2-5-0		0-0-0		0-0-0		HOME		0-1-0		0-0-0		2-4-0							
2-4-1		0-0-0		0-0-0		AWAY		0-1-0		0-0-0		2-3-1							
0-1-0		0-0-0		0-0-0		NEUTRAL		0-0-0		0-1-0		0-0-0							
1-7-0		0-0-0		0-0-0		NON-CONFERENCE		0-1-0		0-1-0		1-5-0							
0-3-0		0-0-0		0-0-0		HOME		0-0-0		0-0-0		0-3-0							
1-3-0		0-0-0		0-0-		AWAY		0-1-0		0-0-0		1-2-0							
0-1-0		0-0-0		0-0-0		NEUTRAL		0-0-0		0-1-0		0-0-0							
3-3-1		0-0-0		0-0-0		CONFERENCE		0-1-0		0-0-0		3-2-1							
2-2-0		0-0-0		0-0-0		HOME		0-1-0		0-0-0		2-1-0							
1-1-1		0-0-0		0-0-0		AWAY		0-0-0		0-0-0		1-1-1							
0-0-0		0-0-0		0-0-0		NEUTRAL		0-0-0		0-0-0		0-0-0							
RPI S	Opponent	Score		RPI S	Opponent	Score		RPI S	Opponent	Score		RPI S	Opponent	Score					
								66 H	Monmouth	0	1	108 N	Jacksonville	2	3				
								68 A	South Fla.	0	3	162 A	Binghamton	1	3				
												201 H	Ohio	1	2				
												218 H	Siena	0	1				
												221 H	Duquesne	0	1				
												241 A	Buffalo	2	1				
												243 A	Marist	0	1				
												249 A	Quinnipiac	1	1				
												284 H	Manhattan	2	1				
												297 A	Robert Morris	1	2				
												316 H	Youngstown St.	1	2				
												318 H	Canisius	1	0				
												320 A	Saint Peter's	2	1				
LAST 10 GAMES																			
								249 A	Quinnipiac	1	1	243 A	Marist	0	1				
								218 H	Siena	0	1	66 H	Monmouth	0	1				
								320 A	Saint Peter's	2	1	241 A	Buffalo	2	1				
								318 H	Canisius	1	0	221 H	Duquesne	0	1				
								284 H	Manhattan	2	1	162 A	Binghamton	1	3				

Non-Div. I Games:

Niagara



Average RPI Win: 246		WON-LOST	WINNING	LAST 10	STRENGTH OF		OPP. STRENGTH	TEAM	ADJ		CONF.	ADJ CONF.
Average RPI Loss: 129		RECORD	PCT. RANK	GAMES	SCHEDULE		OF SCHEDULE	RPI	RPI		RPI	RPI
DIV. I ONLY		2-8-4	.28571	280	2-5-3		291	121	287		12	12
DIV. I NON-CONF.		2-6-1	.27778	270	2-3-0		301	125	299		12	12
TOTALS		RPI 1-25	RPI 26-50		W-L RECORDS		RPI 51-100		RPI 101-150		RPI 150+	
2-8-4		0-0-0	0-0-0		OVERALL		0-5-1		0-1-0		2-2-3	
0-6-1		0-0-0	0-0-0		HOME		0-4-0		0-1-0		0-1-1	
0-1-2		0-0-0	0-0-0		AWAY		0-1-1		0-0-0		0-0-1	
2-1-1		0-0-0	0-0-0		NEUTRAL		0-0-0		0-0-0		2-1-1	
2-6-1		0-0-0	0-0-0		NON-CONFERENCE		0-4-0		0-0-0		2-2-1	
0-4-0		0-0-0	0-0-0		HOME		0-3-0		0-0-0		0-1-0	
0-1-0		0-0-0	0-0-		AWAY		0-1-0		0-0-0		0-0-0	
2-1-1		0-0-0	0-0-0		NEUTRAL		0-0-0		0-0-0		2-1-1	
0-2-3		0-0-0	0-0-0		CONFERENCE		0-1-1		0-1-0		0-0-2	
0-2-1		0-0-0	0-0-0		HOME		0-1-0		0-1-0		0-0-1	
0-0-2		0-0-0	0-0-0		AWAY		0-0-1		0-0-0		0-0-1	
0-0-0		0-0-0	0-0-0		NEUTRAL		0-0-0		0-0-0		0-0-0	
RPI S	Opponent	Score	RPI S	Opponent	Score	RPI S	Opponent	Score	RPI S	Opponent	Score	
						60 H	Memphis	0 4	135 H	Middle Tenn.	0 1	
						63 H	Miami (FL)	1 2	167 N	Columbia	2 1	
						71 A	Tulsa	0 0	195 N	Mississippi St.	1 3	
						85 A	Southern California	0 2	197 N	Davidson	0 0	
						88 H	UTEP	1 2	235 A	UTSA	0 0	
						100 H	Arizona	0 1	272 H	Old Dominion	0 0	
									305 H	Albany (NY)	0 2	
									325 N	Ark.-Pine Bluff	10 0	
LAST 10 GAMES												
						272 H	Old Dominion	0 0	60 H	Memphis	0 4	
						88 H	UTEP	1 2	85 A	Southern California	0 2	
						135 H	Middle Tenn.	0 1	167 N	Columbia	2 1	
						71 A	Tulsa	0 0	325 N	Ark.-Pine Bluff	10 0	
						235 A	UTSA	0 0	63 H	Miami (FL)	1 2	

Non-Div. I Games:

Fla. Atlantic



Average RPI Win:	194	WON-LOST	WINNING	LAST 10	STRENGTH OF	OPP. STRENGTH	TEAM	ADJ	CONF.	ADJ CONF.	
Average RPI Loss:	151	RECORD	PCT. RANK	GAMES	SCHEDULE	OF SCHEDULE	RPI	RPI	RPI	RPI	
DIV. I ONLY	2-8-2	.25	287	2-6-2	258	168	285	.39997	287	8	8
DIV. I NON-CONF.	1-7-2	.2	291	1-5-2	291	193	307	.3652	307	8	8
TOTALS	RPI 1-25	RPI 26-50	W-L RECORDS	RPI 51-100	RPI 101-150	RPI 150+					
2-8-2	0-1-0	0-0-0	OVERALL	0-1-0	0-3-0	2-3-2					
0-4-1	0-1-0	0-0-0	HOME	0-1-0	0-0-0	0-2-1					
1-4-0	0-0-0	0-0-0	AWAY	0-0-0	0-3-0	1-1-0					
1-0-1	0-0-0	0-0-0	NEUTRAL	0-0-0	0-0-0	1-0-1					
1-7-2	0-0-0	0-0-0	NON-CONFERENCE	0-1-0	0-3-0	1-3-2					
0-3-1	0-0-0	0-0-0	HOME	0-1-0	0-0-0	0-2-1					
0-4-0	0-0-0	0-0-	AWAY	0-0-0	0-3-0	0-1-0					
1-0-1	0-0-0	0-0-0	NEUTRAL	0-0-0	0-0-0	1-0-1					
1-1-0	0-1-0	0-0-0	CONFERENCE	0-0-0	0-0-0	1-0-0					
0-1-0	0-1-0	0-0-0	HOME	0-0-0	0-0-0	0-0-0					
1-0-0	0-0-0	0-0-0	AWAY	0-0-0	0-0-0	1-0-0					
0-0-0	0-0-0	0-0-0	NEUTRAL	0-0-0	0-0-0	0-0-0					
RPI S Opponent	Score	RPI S Opponent	Score	RPI S Opponent	Score	RPI S Opponent	Score				
25 H Portland	0 1			57 H Iowa	0 2	119 A Missouri	1 5				
						129 A Kansas	0 3				
						149 A UC Santa Barbara	0 1				
						161 A St. Mary's (CA)	1 0				
						174 H UC Davis	0 1				
						226 N New Mexico	2 1				
						236 N Lehigh	1 1				
						262 H Sacramento St.	1 2				
						288 H Drake	1 1				
						292 A San Jose St.	2 3				
LAST 10 GAMES											
161 A St. Mary's (CA)	1 0	226 N New Mexico	2 1								
25 H Portland	0 1	236 N Lehigh	1 1								
174 H UC Davis	0 1	149 A UC Santa Barbara	0 1								
262 H Sacramento St.	1 2	57 H Iowa	0 2								
292 A San Jose St.	2 3	288 H Drake	1 1								

Non-Div. I Games:

Pacific







Average RPI Win: 265		WON-LOST	WINNING	LAST 10	STRENGTH OF		OPP. STRENGTH	TEAM	ADJ		CONF.	ADJ CONF.	
Average RPI Loss: 182		RECORD	PCT. RANK	GAMES	SCHEDULE		OF SCHEDULE	RPI	RPI		RPI	RPI	
DIV. I ONLY		3-8-2	.30769	272	2-2-1		282	258	290	.39894	289	22	22
DIV. I NON-CONF.		1-5-1	.21429	289	0-0-0		220	309	297	.38923	296	19	19
TOTALS		RPI 1-25	RPI 26-50		W-L RECORDS		RPI 51-100		RPI 101-150		RPI 150+		
3-8-2		0-0-0	0-0-0		OVERALL		0-1-0		0-2-0		3-5-2		
3-0-1		0-0-0	0-0-0		HOME		0-0-0		0-0-0		3-0-1		
0-7-1		0-0-0	0-0-0		AWAY		0-1-0		0-2-0		0-4-1		
0-1-0		0-0-0	0-0-0		NEUTRAL		0-0-0		0-0-0		0-1-0		
1-5-1		0-0-0	0-0-0		NON-CONFERENCE		0-1-0		0-0-0		1-4-1		
1-0-1		0-0-0	0-0-0		HOME		0-0-0		0-0-0		1-0-1		
0-4-0		0-0-0	0-0-		AWAY		0-1-0		0-0-0		0-3-0		
0-1-0		0-0-0	0-0-0		NEUTRAL		0-0-0		0-0-0		0-1-0		
2-3-1		0-0-0	0-0-0		CONFERENCE		0-0-0		0-2-0		2-1-1		
2-0-0		0-0-0	0-0-0		HOME		0-0-0		0-0-0		2-0-0		
0-3-1		0-0-0	0-0-0		AWAY		0-0-0		0-2-0		0-1-1		
0-0-0		0-0-0	0-0-0		NEUTRAL		0-0-0		0-0-0		0-0-0		
RPI S	Opponent	Score	RPI S	Opponent	Score	RPI S	Opponent	Score	RPI S	Opponent	Score		
						76 A	Purdue	1 4	132 A	Eastern Mich.	1 4		
									145 A	Western Mich.	2 4		
									169 A	Central Mich.	0 3		
									193 A	Loyola Chicago	0 1		
									207 A	South Dakota St.	1 2		
									241 H	Buffalo	2 1		
									242 A	Green Bay	0 1		
									244 H	Western Ill.	1 1		
									254 H	Akron	2 0		
									294 N	South Dakota	1 3		
									300 H	Eastern Ill.	3 0		
									309 A	Bowling Green	0 0		
LAST 10 GAMES													
						254 H	Akron	2 0	132 A	Eastern Mich.	1 4		
						169 A	Central Mich.	0 3	193 A	Loyola Chicago	0 1		
						309 A	Bowling Green	0 0	244 H	Western Ill.	1 1		
						241 H	Buffalo	2 1	242 A	Green Bay	0 1		
						145 A	Western Mich.	2 4	207 A	South Dakota St.	1 2		

Non-Div. I Games: Lewis 2 1

Northern Ill.



Average RPI Win:	293	WON-LOST	WINNING	LAST 10	STRENGTH OF	OPP. STRENGTH	TEAM	ADJ	CONF.	ADJ CONF.	
Average RPI Loss:	165	RECORD	PCT. RANK	GAMES	SCHEDULE	OF SCHEDULE	RPI	RPI	RPI	RPI	
DIV. I ONLY	4-10-1	.3	275	2-8-0	275	259	289	.39819	290	18	18
DIV. I NON-CONF.	4-4-1	.5	147	2-2-0	307	281	268	.41898	268	18	18
<hr/>											
TOTALS	RPI 1-25	RPI 26-50		W-L RECORDS		RPI 51-100		RPI 101-150		RPI 150+	
4-10-1	0-0-0	0-0-0		OVERALL		0-3-0		0-1-0		4-6-1	
3-2-1	0-0-0	0-0-0		HOME		0-1-0		0-0-0		3-1-1	
1-8-0	0-0-0	0-0-0		AWAY		0-2-0		0-1-0		1-5-0	
0-0-0	0-0-0	0-0-0		NEUTRAL		0-0-0		0-0-0		0-0-0	
<hr/>											
4-4-1	0-0-0	0-0-0		NON-CONFERENCE		0-2-0		0-0-0		4-2-1	
3-0-1	0-0-0	0-0-0		HOME		0-0-0		0-0-0		3-0-1	
1-4-0	0-0-0	0-0-		AWAY		0-2-0		0-0-0		1-2-0	
0-0-0	0-0-0	0-0-0		NEUTRAL		0-0-0		0-0-0		0-0-0	
<hr/>											
0-6-0	0-0-0	0-0-0		CONFERENCE		0-1-0		0-1-0		0-4-0	
0-2-0	0-0-0	0-0-0		HOME		0-1-0		0-0-0		0-1-0	
0-4-0	0-0-0	0-0-0		AWAY		0-0-0		0-1-0		0-3-0	
0-0-0	0-0-0	0-0-0		NEUTRAL		0-0-0		0-0-0		0-0-0	
<hr/>											
RPI	S	Opponent	Score	RPI	S	Opponent	Score	RPI	S	Opponent	Score
				82 A Butler 0 3				108 A Jacksonville 2 3			
				89 H FGCU 0 2				163 A Oakland 1 2			
				98 A Xavier 0 1				192 A Kennesaw St. 0 2			
								194 A Mercer 1 3			
								208 H Stetson 1 2			
								222 A North Florida 0 3			
								232 A Morehead St. 2 1			
								291 H Murray St. 0 0			
								297 A Robert Morris 0 1			
								304 H Tennessee Tech 1 0			
								316 H Youngstown St. 3 2			
								318 H Canisius 6 1			
				<hr/>							
				LAST 10 GAMES							
108 A Jacksonville 2 3				194 A Mercer 1 3							
222 A North Florida 0 3				98 A Xavier 0 1							
208 H Stetson 1 2				316 H Youngstown St. 3 2							
89 H FGCU 0 2				163 A Oakland 1 2							
192 A Kennesaw St. 0 2				318 H Canisius 6 1							

Non-Div. I Games:

Northern Ky.



Average RPI Win:	271	WON-LOST	WINNING	LAST 10	STRENGTH OF	OPP. STRENGTH	TEAM	ADJ	CONF.	ADJ CONF.		
Average RPI Loss:	220	RECORD	PCT. RANK	GAMES	SCHEDULE	OF SCHEDULE	RPI	RPI	RPI	RPI		
DIV. I ONLY	4-8-1	.34615	249	2-8-0	288	315	292	.39673	291	28	28	
DIV. I NON-CONF.	3-3-1	.5	147	1-3-0	255	324	238	.44264	242	28	28	
<hr/>												
TOTALS	RPI 1-25	RPI 26-50		W-L RECORDS		RPI 51-100		RPI 101-150		RPI 150+		
4-8-1	0-0-0	0-0-0		OVERALL		0-0-0		0-1-0		4-7-1		
1-4-0	0-0-0	0-0-0		HOME		0-0-0		0-0-0		1-4-0		
3-4-1	0-0-0	0-0-0		AWAY		0-0-0		0-1-0		3-3-1		
0-0-0	0-0-0	0-0-0		NEUTRAL		0-0-0		0-0-0		0-0-0		
<hr/>												
3-3-1	0-0-0	0-0-0		NON-CONFERENCE		0-0-0		0-1-0		3-2-1		
1-0-0	0-0-0	0-0-0		HOME		0-0-0		0-0-0		1-0-0		
2-3-1	0-0-0	0-0-		AWAY		0-0-0		0-1-0		2-2-1		
0-0-0	0-0-0	0-0-0		NEUTRAL		0-0-0		0-0-0		0-0-0		
<hr/>												
1-5-0	0-0-0	0-0-0		CONFERENCE		0-0-0		0-0-0		1-5-0		
0-4-0	0-0-0	0-0-0		HOME		0-0-0		0-0-0		0-4-0		
1-1-0	0-0-0	0-0-0		AWAY		0-0-0		0-0-0		1-1-0		
0-0-0	0-0-0	0-0-0		NEUTRAL		0-0-0		0-0-0		0-0-0		
<hr/>												
RPI	S	Opponent	Score	RPI	S	Opponent	Score	RPI	S	Opponent	Score	
								137	A	South Ala.	0	2
								180	H	UT Martin	1	2
								189	A	Evansville	1	0
								205	H	SIU Edwardsville	2	5
								213	A	Belmont	2	3
								220	A	Arkansas St.	1	3
								239	H	Southeast Mo. St.	0	1
								268	A	Troy	2	4
								269	H	UALR	1	0
								290	A	Northern Ky.	0	0
								300	H	Eastern Ill.	1	2
								304	A	Tennessee Tech	3	0
								323	A	Alabama A&M	10	0
								<hr/>				
LAST 10 GAMES												
300 H Eastern Ill.				1	2	239 H Southeast Mo. St.				0	1	
205 H SIU Edwardsville				2	5	220 A Arkansas St.				1	3	
304 A Tennessee Tech				3	0	268 A Troy				2	4	
213 A Belmont				2	3	137 A South Ala.				0	2	
180 H UT Martin				1	2	269 H UALR				1	0	

Non-Div. I Games:

Murray St.



Average RPI Win: 218		WON-LOST	WINNING	LAST 10	STRENGTH OF		OPP. STRENGTH	TEAM	ADJ		CONF.	ADJ CONF.			
Average RPI Loss: 156		RECORD	PCT. RANK	GAMES	SCHEDULE		OF SCHEDULE	RPI	RPI		RPI	RPI			
DIV. I ONLY		2-12-0	.14286	318	2-8-0		181	193	293	.39585	292	20	20		
DIV. I NON-CONF.		1-7-0	.125	305	1-3-0		182	217	296	.39022	294	16	16		
TOTALS		RPI 1-25	RPI 26-50		W-L RECORDS		RPI 51-100		RPI 101-150		RPI 150+				
2-12-0		0-1-0	0-0-0		OVERALL		0-3-0		1-2-0		1-6-0				
2-3-0		0-0-0	0-0-0		HOME		0-1-0		1-1-0		1-1-0				
0-8-0		0-1-0	0-0-0		AWAY		0-2-0		0-1-0		0-4-0				
0-1-0		0-0-0	0-0-0		NEUTRAL		0-0-0		0-0-0		0-1-0				
1-7-0		0-1-0	0-0-0		NON-CONFERENCE		0-1-0		0-1-0		1-4-0				
1-1-0		0-0-0	0-0-0		HOME		0-0-0		0-1-0		1-0-0				
0-5-0		0-1-0	0-0-		AWAY		0-1-0		0-0-0		0-3-0				
0-1-0		0-0-0	0-0-0		NEUTRAL		0-0-0		0-0-0		0-1-0				
1-5-0		0-0-0	0-0-0		CONFERENCE		0-2-0		1-1-0		0-2-0				
1-2-0		0-0-0	0-0-0		HOME		0-1-0		1-0-0		0-1-0				
0-3-0		0-0-0	0-0-0		AWAY		0-1-0		0-1-0		0-1-0				
0-0-0		0-0-0	0-0-0		NEUTRAL		0-0-0		0-0-0		0-0-0				
RPI S	Opponent	Score		RPI S	Opponent	Score		RPI S	Opponent	Score		RPI S	Opponent	Score	
23 A	California	0	3					87 A	San Diego	1	5	142 A	San Diego St.	0	2
								93 H	Utah St.	0	2	148 H	UNLV	1	0
								99 A	Boise St.	0	3	149 H	UC Santa Barbara	0	2
												159 A	San Francisco	1	2
												165 A	Cal Poly	0	3
												214 N	UC Riverside	1	2
												226 A	New Mexico	1	2
												252 H	Nevada	1	2
												262 A	Sacramento St.	0	1
												287 H	Pacific	3	2
				LAST 10 GAMES											
				93 H	Utah St.	0	2	226 A	New Mexico	1	2				
				99 A	Boise St.	0	3	287 H	Pacific	3	2				
				252 H	Nevada	1	2	149 H	UC Santa Barbara	0	2				
				148 H	UNLV	1	0	262 A	Sacramento St.	0	1				
				142 A	San Diego St.	0	2	165 A	Cal Poly	0	3				

Non-Div. I Games:

San Jose St.



Average RPI Win: 248		WON-LOST	WINNING	LAST 10	STRENGTH OF	OPP. STRENGTH	TEAM	ADJ	CONF.	ADJ CONF.			
Average RPI Loss: 175		RECORD	PCT. RANK	GAMES	SCHEDULE	OF SCHEDULE	RPI	RPI	RPI	RPI			
DIV. I ONLY		2-9-0	.18182	311	2-7-0	182	240	288	.39447	293	16	16	
DIV. I NON-CONF.		1-4-0	.2	291	1-2-0	309	247	315	.33971	315	21	22	
<hr/>													
TOTALS		RPI 1-25		RPI 26-50		W-L RECORDS		RPI 51-100		RPI 101-150		RPI 150+	
2-9-0		0-0-0		0-0-0		OVERALL		0-1-0		0-3-0		2-5-0	
1-4-0		0-0-0		0-0-0		HOME		0-0-0		0-2-0		1-2-0	
1-4-0		0-0-0		0-0-0		AWAY		0-0-0		0-0-0		1-0-0	
0-1-0		0-0-0		0-0-0		NEUTRAL		0-0-0		0-1-0		0-0-0	
1-4-0		0-0-0		0-0-0		NON-CONFERENCE		0-0-0		0-1-0		1-3-0	
0-2-0		0-0-0		0-0-0		HOME		0-0-0		0-0-0		0-2-0	
1-1-0		0-0-0		0-0-		AWAY		0-0-0		0-0-0		1-1-0	
0-1-0		0-0-0		0-0-0		NEUTRAL		0-0-0		0-1-0		0-0-0	
1-5-0		0-0-0		0-0-0		CONFERENCE		0-1-0		0-2-0		1-2-0	
1-2-0		0-0-0		0-0-0		HOME		0-0-0		0-2-0		1-0-0	
0-3-0		0-0-0		0-0-0		AWAY		0-1-0		0-0-0		0-2-0	
0-0-0		0-0-0		0-0-0		NEUTRAL		0-0-0		0-0-0		0-0-0	
RPI	S	Opponent		Score	RPI	S	Opponent		Score	RPI	S	Opponent	Score
							65 A Oral Roberts		1 2			107 N Elon	0 3
												121 H Southeastern La.	0 1
												124 H Nicholls St.	1 2
												196 A Central Ark.	1 2
												210 A UNC Wilmington	2 4
												223 A Lamar	0 3
												233 H Houston	1 2
												235 A UTSA	2 1
												261 H McNeese St.	1 0
												296 H Campbell	1 2
<hr/>													
LAST 10 GAMES													
							223 A Lamar		0 3			121 H Southeastern La.	0 1
							261 H McNeese St.		1 0			107 N Elon	0 3
							65 A Oral Roberts		1 2			210 A UNC Wilmington	2 4
							196 A Central Ark.		1 2			235 A UTSA	2 1
							124 H Nicholls St.		1 2			296 H Campbell	1 2

Non-Div. I Games: Incarnate Word 0 3 Dallas Baptist 3 4

A&M-Corpus Christi



Average RPI Win:	276	WON-LOST RECORD	WINNING PCT. RANK	LAST 10 GAMES	STRENGTH OF SCHEDULE	OPP. STRENGTH OF SCHEDULE	TEAM RPI	ADJ RPI	CONF. RPI	ADJ CONF. RPI	
Average RPI Loss:	209										
DIV. I ONLY	3-6-3	.375	234	1-4-0	310	270	294	.39355	294	23	23
DIV. I NON-CONF.	3-3-3	.5	147	1-1-0	314	230	272	.41613	274	24	24
<hr/>											
TOTALS	RPI 1-25	RPI 26-50		W-L RECORDS	RPI 51-100		RPI 101-150		RPI 150+		
3-6-3	0-0-0	0-0-0		OVERALL	0-1-0		0-1-0		3-4-3		
1-2-1	0-0-0	0-0-0		HOME	0-0-0		0-1-0		1-1-1		
1-4-1	0-0-0	0-0-0		AWAY	0-1-0		0-0-0		1-3-1		
1-0-1	0-0-0	0-0-0		NEUTRAL	0-0-0		0-0-0		1-0-1		
3-3-3	0-0-0	0-0-0		NON-CONFERENCE	0-1-0		0-1-0		3-1-3		
1-2-1	0-0-0	0-0-0		HOME	0-0-0		0-1-0		1-1-1		
1-1-1	0-0-0	0-0-		AWAY	0-1-0		0-0-0		1-0-1		
1-0-1	0-0-0	0-0-0		NEUTRAL	0-0-0		0-0-0		1-0-1		
0-3-0	0-0-0	0-0-0		CONFERENCE	0-0-0		0-0-0		0-3-0		
0-0-0	0-0-0	0-0-0		HOME	0-0-0		0-0-0		0-0-0		
0-3-0	0-0-0	0-0-0		AWAY	0-0-0		0-0-0		0-3-0		
0-0-0	0-0-0	0-0-0		NEUTRAL	0-0-0		0-0-0		0-0-0		
RPI	S	Opponent	Score	RPI	S	Opponent	Score	RPI	S	Opponent	Score
</											

Non-Div. I Games: St. Mary (NE) 4 1 UC-Colo. Springs 3 0 South Dakota



Average RPI Win: 264		WON-LOST	WINNING	LAST 10	STRENGTH OF		OPP. STRENGTH	TEAM	ADJ	CONF.	ADJ CONF.
Average RPI Loss: 186		RECORD	PCT. RANK	GAMES	SCHEDULE		OF SCHEDULE	RPI	RPI	RPI	RPI
DIV. I ONLY		3-10-1	.25	287	2-7-1		251	292	295	.39293	295
DIV. I NON-CONF.		1-6-0	.14286	303	0-3-0		175	266	294	.3903	293
TOTALS		RPI 1-25	RPI 26-50		W-L RECORDS		RPI 51-100		RPI 101-150		RPI 150+
3-10-1	0-0-0	0-0-0		OVERALL		0-1-0		0-2-0		3-7-1	
3-7-0	0-0-0	0-0-0		HOME		0-1-0		0-0-0		3-6-0	
0-3-1	0-0-0	0-0-0		AWAY		0-0-0		0-2-0		0-1-1	
0-0-0	0-0-0	0-0-0		NEUTRAL		0-0-0		0-0-0		0-0-0	
1-6-0	0-0-0	0-0-0		NON-CONFERENCE		0-0-0		0-2-0		1-4-0	
1-4-0	0-0-0	0-0-0		HOME		0-0-0		0-0-0		1-4-0	
0-2-0	0-0-0	0-0-0		AWAY		0-0-0		0-2-0		0-0-0	
0-0-0	0-0-0	0-0-0		NEUTRAL		0-0-0		0-0-0		0-0-0	
2-4-1	0-0-0	0-0-0		CONFERENCE		0-1-0		0-0-0		2-3-1	
2-3-0	0-0-0	0-0-0		HOME		0-1-0		0-0-0		2-2-0	
0-1-1	0-0-0	0-0-0		AWAY		0-0-0		0-0-0		0-1-1	
0-0-0	0-0-0	0-0-0		NEUTRAL		0-0-0		0-0-0		0-0-0	
RPI S	Opponent	Score	RPI S	Opponent	Score	RPI S	Opponent	Score	RPI S	Opponent	Score
						91 H	Seattle	0 2	136 A	Portland St.	0 4
									149 A	UC Santa Barbara	0 3
									157 H	Northern Ariz.	0 1
									165 H	Cal Poly	2 5
									214 H	UC Riverside	0 2
									215 H	Southern Utah	4 1
									216 H	UMKC	0 3
									237 A	Utah Valley	0 2
									237 H	Utah Valley	0 2
									262 H	Sacramento St.	1 3
									271 H	New Mexico St.	2 1
									306 H	Idaho	1 0
									311 A	Grand Canyon	1 1
LAST 10 GAMES											
						216 H	UMKC	0 3	237 H	Utah Valley	0 2
						271 H	New Mexico St.	2 1	237 A	Utah Valley	0 2
						306 H	Idaho	1 0	214 H	UC Riverside	0 2
						91 H	Seattle	0 2	149 A	UC Santa Barbara	0 3
						311 A	Grand Canyon	1 1	136 A	Portland St.	0 4

Non-Div. I Games:

Bakersfield



Average RPI Win:	311	WON-LOST	WINNING	LAST 10	STRENGTH OF	OPP. STRENGTH	TEAM	ADJ	CONF.	ADJ CONF.			
Average RPI Loss:	161	RECORD	PCT. RANK	GAMES	SCHEDULE	OF SCHEDULE	RPI	RPI	RPI	RPI			
DIV. I ONLY	4-8-0	.33333	255	2-7-0	311	232	299	.39044	296	25	25		
DIV. I NON-CONF.	3-3-0	.5	147	1-2-0	325	183	300	.38932	295	27	27		
<hr/>													
TOTALS	RPI 1-25	RPI 26-50		W-L RECORDS		RPI 51-100		RPI 101-150		RPI 150+			
4-8-0	0-0-0	0-0-0		OVERALL		0-2-0		0-2-0		4-4-0			
2-2-0	0-0-0	0-0-0		HOME		0-1-0		0-0-0		2-1-0			
1-5-0	0-0-0	0-0-0		AWAY		0-1-0		0-2-0		1-2-0			
1-1-0	0-0-0	0-0-0		NEUTRAL		0-0-0		0-0-0		1-1-0			
<hr/>													
3-3-0	0-0-0	0-0-0		NON-CONFERENCE		0-1-0		0-1-0		3-1-0			
1-0-0	0-0-0	0-0-0		HOME		0-0-0		0-0-0		1-0-0			
1-2-0	0-0-0	0-0-		AWAY		0-1-0		0-1-0		1-0-0			
1-1-0	0-0-0	0-0-0		NEUTRAL		0-0-0		0-0-0		1-1-0			
<hr/>													
1-5-0	0-0-0	0-0-0		CONFERENCE		0-1-0		0-1-0		1-3-0			
1-2-0	0-0-0	0-0-0		HOME		0-1-0		0-0-0		1-1-0			
0-3-0	0-0-0	0-0-0		AWAY		0-0-0		0-1-0		0-2-0			
0-0-0	0-0-0	0-0-0		NEUTRAL		0-0-0		0-0-0		0-0-0			
<hr/>													
RPI S	Opponent	Score	RPI S	Opponent	Score	RPI S	Opponent	Score	RPI S	Opponent	Score		
						67 A	VCU	0	4	101 A	Liberty	0	7
						81 H	Radford	0	2	105 A	Marshall	0	3
										181 A	Presbyterian	1	2
										187 N	Richmond	0	2
										253 A	UNC Asheville	0	1
										293 A	A&M-Corpus Christi	2	1
										302 H	Charleston So.	3	2
										315 H	Gardner-Webb	0	1
										321 H	Francis Marion	3	2
										327 N	Texas Southern	4	3
<hr/>													
			LAST 10 GAMES										
			181 A	Presbyterian	1	2	253 A	UNC Asheville	0	1			
			302 H	Charleston So.	3	2	67 A	VCU	0	4			
			315 H	Gardner-Webb	0	1	187 N	Richmond	0	2			
			81 H	Radford	0	2	321 H	Francis Marion	3	2			
			101 A	Liberty	0	7	293 A	A&M-Corpus Christi	2	1			

Non-Div. I Games: Mount Olive 6 0

Campbell



Average RPI Win: 280		WON-LOST RECORD		WINNING PCT. RANK		LAST 10 GAMES		STRENGTH OF SCHEDULE		OPP. STRENGTH OF SCHEDULE		TEAM RPI		ADJ RPI		CONF. RPI		ADJ CONF. RPI	
DIV. I ONLY		4-6-3		.42308 206		1-2-2		322		288		298		.38833 297		27		27	
DIV. I NON-CONF.		4-5-1		.45 184		1-1-0		310		297		289		.39924 289		26		26	
TOTALS		RPI 1-25		RPI 26-50		W-L RECORDS		RPI 51-100		RPI 101-150		RPI 150+							
4-6-3		0-0-0		0-0-0		OVERALL		0-0-0		0-0-0		4-6-3							
3-0-3		0-0-0		0-0-0		HOME		0-0-0		0-0-0		3-0-3							
1-6-0		0-0-0		0-0-0		AWAY		0-0-0		0-0-0		1-5-0							
0-0-0		0-0-0		0-0-0		NEUTRAL		0-0-0		0-0-0		0-0-0							
4-5-1		0-0-0		0-0-0		NON-CONFERENCE		0-0-0		0-0-0		4-5-1							
3-0-1		0-0-0		0-0-0		HOME		0-0-0		0-0-0		3-0-1							
1-5-0		0-0-0		0-0-		AWAY		0-0-0		0-0-0		1-5-0							
0-0-0		0-0-0		0-0-0		NEUTRAL		0-0-0		0-0-0		0-0-0							
0-1-2		0-0-0		0-0-0		CONFERENCE		0-0-0		0-0-0		0-1-2							
0-0-2		0-0-0		0-0-0		HOME		0-0-0		0-0-0		0-0-2							
0-1-0		0-0-0		0-0-0		AWAY		0-0-0		0-0-0		0-1-0							
0-0-0		0-0-0		0-0-0		NEUTRAL		0-0-0		0-0-0		0-0-0							
RPI	S	Opponent		Score		RPI	S	Opponent		Score		RPI	S	Opponent		Score			

Non-Div. I Games:

Robert Morris



Average RPI Win:	314	WON-LOST RECORD	WINNING PCT. RANK	LAST 10 GAMES	STRENGTH OF SCHEDULE	OPP. STRENGTH OF SCHEDULE	TEAM RPI	ADJ RPI	CONF. RPI	ADJ CONF. RPI		
Average RPI Loss:	229											
DIV. I ONLY	3-6-1	.35	248	3-6-0	295	325	300	.38762	298	31	31	
DIV. I NON-CONF.	2-5-1	.3125	258	2-5-0	238	323	288	.40271	288	31	31	
<hr/>												
TOTALS	RPI 1-25	RPI 26-50		W-L RECORDS		RPI 51-100		RPI 101-150		RPI 150+		
3-6-1	0-0-0	0-0-0		OVERALL		0-0-0		0-0-0		3-6-1		
3-3-0	0-0-0	0-0-0		HOME		0-0-0		0-0-0		3-3-0		
0-3-1	0-0-0	0-0-0		AWAY		0-0-0		0-0-0		0-3-1		
0-0-0	0-0-0	0-0-0		NEUTRAL		0-0-0		0-0-0		0-0-0		
2-5-1	0-0-0	0-0-0		NON-CONFERENCE		0-0-0		0-0-0		2-5-1		
2-3-0	0-0-0	0-0-0		HOME		0-0-0		0-0-0		2-3-0		
0-2-1	0-0-0	0-0-		AWAY		0-0-0		0-0-0		0-2-1		
0-0-0	0-0-0	0-0-0		NEUTRAL		0-0-0		0-0-0		0-0-0		
1-1-0	0-0-0	0-0-0		CONFERENCE		0-0-0		0-0-0		1-1-0		
1-0-0	0-0-0	0-0-0		HOME		0-0-0		0-0-0		1-0-0		
0-1-0	0-0-0	0-0-0		AWAY		0-0-0		0-0-0		0-1-0		
0-0-0	0-0-0	0-0-0		NEUTRAL		0-0-0		0-0-0		0-0-0		
RPI	S	Opponent	Score	RPI	S	Opponent	Score	RPI	S	Opponent	Score	
								168	A	Longwood	0	0
								172	H	George Washington	1	3
								185	A	UMBC	0	3
								198	H	Wagner	2	3
								204	H	American	0	1
								297	H	Robert Morris	1	0
								299	A	South Carolina St.	0	2
								313	A	Prairie View	0	2
								322	H	VMI	2	0
								324	H	Delaware St.	2	1
LAST 10 GAMES												
324 H Delaware St.				2	1	297 H Robert Morris				1	0	
299 A South Carolina St.				0	2	198 H Wagner				2	3	
172 H George Washington				1	3	322 H VMI				2	0	
313 A Prairie View				0	2	204 H American				0	1	
185 A UMBC				0	3	168 A Longwood				0	0	

Non-Div. I Games: Washington Adventist 10 0

Howard



Average RPI Win:	283	WON-LOST	WINNING	LAST 10	STRENGTH OF	OPP. STRENGTH	TEAM	ADJ	CONF.	ADJ CONF.	
Average RPI Loss:	245	RECORD	PCT. RANK	GAMES	SCHEDULE	OF SCHEDULE	RPI	RPI	RPI	RPI	
DIV. I ONLY	6-6-1	.5	142	3-5-1	326	318	296	.3866	299	31	31
DIV. I NON-CONF.	5-5-1	.5	147	2-4-1	323	317	293	.38449	300	31	31
TOTALS	RPI 1-25	RPI 26-50	W-L RECORDS		RPI 51-100	RPI 101-150		RPI 150+			
6-6-1	0-0-0	0-0-0	OVERALL		0-0-0	0-1-0		6-5-1			
4-2-0	0-0-0	0-0-0	HOME		0-0-0	0-1-0		4-1-0			
2-3-0	0-0-0	0-0-0	AWAY		0-0-0	0-0-0		2-3-0			
0-1-1	0-0-0	0-0-0	NEUTRAL		0-0-0	0-0-0		0-1-1			
5-5-1	0-0-0	0-0-0	NON-CONFERENCE		0-0-0	0-1-0		5-4-1			
3-2-0	0-0-0	0-0-0	HOME		0-0-0	0-1-0		3-1-0			
2-2-0	0-0-0	0-0-	AWAY		0-0-0	0-0-0		2-2-0			
0-1-1	0-0-0	0-0-0	NEUTRAL		0-0-0	0-0-0		0-1-1			
1-1-0	0-0-0	0-0-0	CONFERENCE		0-0-0	0-0-0		1-1-0			
1-0-0	0-0-0	0-0-0	HOME		0-0-0	0-0-0		1-0-0			
0-1-0	0-0-0	0-0-0	AWAY		0-0-0	0-0-0		0-1-0			
0-0-0	0-0-0	0-0-0	NEUTRAL		0-0-0	0-0-0		0-0-0			
RPI	S	Opponent	Score	RPI	S	Opponent	Score	RPI	S	Opponent	Score
								112	H	UAB	2 3
								181	H	Presbyterian	2 1
								208	H	Stetson	0 1
								253	H	UNC Asheville	1 0
								264	N	USC Upstate	0 0
								267	A	NJIT	1 3
								280	A	Alabama St.	0 5
								283	N	Chattanooga	1 5
								298	H	Howard	2 0
								315	H	Gardner-Webb	2 0
								322	A	VMI	1 2
								323	A	Alabama A&M	7 0
								327	A	Texas Southern	3 2
LAST 10 GAMES											
								267	A	NJIT	1 3
								264	N	USC Upstate	0 0
								298	H	Howard	2 0
								208	H	Stetson	0 1
								327	A	Texas Southern	3 2
								322	A	VMI	1 2
								112	H	UAB	2 3
								253	H	UNC Asheville	1 0
								315	H	Gardner-Webb	2 0
								283	N	Chattanooga	1 5

Non-Div. I Games: Emmanuel (GA) 0 1

South Carolina St.



Average RPI Win:		261	WON-LOST RECORD		WINNING PCT. RANK		LAST 10 GAMES		STRENGTH OF SCHEDULE		OPP. STRENGTH OF SCHEDULE		TEAM RPI		ADJ RPI		CONF. RPI		ADJ CONF. RPI	
DIV. I ONLY			5-10-0		.33333 255		5-5-0		308		223		297		.38546 300		28		28	
DIV. I NON-CONF.			0-9-0		0 316		0-4-0		305		243		327		.29747 327		28		28	
TOTALS		RPI 1-25		RPI 26-50		W-L RECORDS		RPI 51-100		RPI 101-150		RPI 150+								
5-10-0		0-0-0		0-0-0		OVERALL		0-0-0		0-2-0		5-8-0								
3-3-0		0-0-0		0-0-0		HOME		0-0-0		0-0-0		3-3-0								
2-6-0		0-0-0		0-0-0		AWAY		0-0-0		0-2-0		2-4-0								
0-1-0		0-0-0		0-0-0		NEUTRAL		0-0-0		0-0-0		0-1-0								
0-9-0		0-0-0		0-0-0		NON-CONFERENCE		0-0-0		0-1-0		0-8-0								
0-3-0		0-0-0		0-0-0		HOME		0-0-0		0-0-0		0-3-0								
0-5-0		0-0-0		0-0-		AWAY		0-0-0		0-1-0		0-4-0								
0-1-0		0-0-0		0-0-0		NEUTRAL		0-0-0		0-0-0		0-1-0								
5-1-0		0-0-0		0-0-0		CONFERENCE		0-0-0		0-1-0		5-0-0								
3-0-0		0-0-0		0-0-0		HOME		0-0-0		0-0-0		3-0-0								
2-1-0		0-0-0		0-0-0		AWAY		0-0-0		0-1-0		2-0-0								
0-0-0		0-0-0		0-0-0		NEUTRAL		0-0-0		0-0-0		0-0-0								
RPI	S	Opponent		Score		RPI	S	Opponent		Score		RPI	S	Opponent		Score				
														118 A Austin Peay		0 3				
														119 A Missouri		0 3				
														151 A Ball St.		0 3				
														155 A Valparaiso		1 2				
														163 H Oakland		1 5				
														193 H Loyola Chicago		0 3				
														213 A Belmont		1 0				
														232 H Morehead St.		1 0				
														242 A Green Bay		0 2				
														263 H Eastern Ky.		1 0				
														288 H Drake		0 3				
														289 A Northern Ill.		0 3				
														291 A Murray St.		2 1				
														304 H Tennessee Tech		4 2				
														314 N UNI		0 2				
LAST 10 GAMES																				
		291 A Murray St.		2 1				213 A Belmont		1 0										
		118 A Austin Peay		0 3				155 A Valparaiso		1 2										
		263 H Eastern Ky.		1 0				288 H Drake		0 3										
		232 H Morehead St.		1 0				193 H Loyola Chicago		0 3										
		304 H Tennessee Tech		4 2				119 A Missouri		0 3										

Non-Div. I Games:

Eastern Ill.



Average RPI Win: 269		WON-LOST RECORD		WINNING PCT. RANK		LAST 10 GAMES		STRENGTH OF SCHEDULE		OPP. STRENGTH OF SCHEDULE		TEAM RPI		ADJ RPI		CONF. RPI		ADJ CONF. RPI	
DIV. I ONLY		2-12-1		.16667 312		2-7-1		205		278		301		.38491 301		21		21	
DIV. I NON-CONF.		1-8-1		.15 301		1-3-1		180		272		295		.38765 298		20		20	
TOTALS		RPI 1-25		RPI 26-50		W-L RECORDS		RPI 51-100		RPI 101-150		RPI 150+							
2-12-1		0-0-0		0-0-0		OVERALL		0-3-0		0-3-0		2-6-1							
2-3-1		0-0-0		0-0-0		HOME		0-1-0		0-1-0		2-1-1							
0-7-0		0-0-0		0-0-0		AWAY		0-1-0		0-2-0		0-4-0							
0-2-0		0-0-0		0-0-0		NEUTRAL		0-1-0		0-0-0		0-1-0							
1-8-1		0-0-0		0-0-0		NON-CONFERENCE		0-3-0		0-1-0		1-4-1							
1-1-1		0-0-0		0-0-0		HOME		0-1-0		0-0-0		1-0-1							
0-5-0		0-0-0		0-0-		AWAY		0-1-0		0-1-0		0-3-0							
0-2-0		0-0-0		0-0-0		NEUTRAL		0-1-0		0-0-0		0-1-0							
1-4-0		0-0-0		0-0-0		CONFERENCE		0-0-0		0-2-0		1-2-0							
1-2-0		0-0-0		0-0-0		HOME		0-0-0		0-1-0		1-1-0							
0-2-0		0-0-0		0-0-0		AWAY		0-0-0		0-1-0		0-1-0							
0-0-0		0-0-0		0-0-0		NEUTRAL		0-0-0		0-0-0		0-0-0							
RPI	S	Opponent		Score		RPI	S	Opponent		Score		RPI	S	Opponent		Score			
						</													

Non-Div. I Games:

North Dakota



Average RPI Win:	305	WON-LOST	WINNING	LAST 10	STRENGTH OF	OPP. STRENGTH	TEAM	ADJ	CONF.	ADJ CONF.							
Average RPI Loss:	201	RECORD	PCT. RANK	GAMES	SCHEDULE	OF SCHEDULE	RPI	RPI	RPI	RPI							
DIV. I ONLY	5-8-1	.39286	217	2-7-1	317	295	302	.38424	302	25	25						
DIV. I NON-CONF.	3-4-1	.4375	197	0-3-1	327	292	313	.35078	313	27	27						
<hr/>																	
TOTALS	RPI 1-25	RPI 26-50		W-L RECORDS		RPI 51-100		RPI 101-150		RPI 150+							
5-8-1	0-0-0	0-0-0		OVERALL		0-1-0		0-1-0		5-6-1							
4-3-0	0-0-0	0-0-0		HOME		0-1-0		0-0-0		4-2-0							
1-5-1	0-0-0	0-0-0		AWAY		0-0-0		0-1-0		1-4-1							
0-0-0	0-0-0	0-0-0		NEUTRAL		0-0-0		0-0-0		0-0-0							
<hr/>																	
3-4-1	0-0-0	0-0-0		NON-CONFERENCE		0-0-0		0-0-0		3-4-1							
3-1-0	0-0-0	0-0-0		HOME		0-0-0		0-0-0		3-1-0							
0-3-1	0-0-0	0-0-		AWAY		0-0-0		0-0-0		0-3-1							
0-0-0	0-0-0	0-0-0		NEUTRAL		0-0-0		0-0-0		0-0-0							
<hr/>																	
2-4-0	0-0-0	0-0-0		CONFERENCE		0-1-0		0-1-0		2-2-0							
1-2-0	0-0-0	0-0-0		HOME		0-1-0		0-0-0		1-1-0							
1-2-0	0-0-0	0-0-0		AWAY		0-0-0		0-1-0		1-1-0							
0-0-0	0-0-0	0-0-0		NEUTRAL		0-0-0		0-0-0		0-0-0							
<hr/>																	
RPI S	Opponent	Score	RPI S	Opponent	Score	RPI S	Opponent	Score	RPI S	Opponent	Score						
						81 H Radford	1	2	101 A Liberty	0	1						
						181 H Presbyterian	1	2									
						194 A Mercer	0	4									
						224 A Citadel	1	2									
						245 A Ga. Southern	0	0									
						253 A UNC Asheville	3	0									
						264 H USC Upstate	1	2									
						266 A Col. of Charleston	1	2									
						296 A Campbell	2	3									
						310 H Jacksonville St.	4	2									
						318 H Canisius	5	3									
						321 H Francis Marion	1	0									
						322 H VMI	2	1									
						<hr/>											
									LAST 10 GAMES								
			322 H VMI	2	1	101 A Liberty	0	1									
			296 A Campbell	2	3	264 H USC Upstate	1	2									
			253 A UNC Asheville	3	0	245 A Ga. Southern	0	0									
			181 H Presbyterian	1	2	194 A Mercer	0	4									
			81 H Radford	1	2	224 A Citadel	1	2									

Non-Div. I Games:

Charleston So.



Average RPI Win:	252	WON-LOST	WINNING	LAST 10	STRENGTH OF	OPP. STRENGTH	TEAM	ADJ	CONF.	ADJ CONF.		
Average RPI Loss:	193	RECORD	PCT. RANK	GAMES	SCHEDULE	OF SCHEDULE	RPI	RPI	RPI	RPI		
DIV. I ONLY		1-9-2	.16667	312	1-7-2	217	277	303	.38327	303	20	20
DIV. I NON-CONF.		0-4-2	.16667	295	0-2-2	94	303	267	.41887	269	16	16
<hr/>												
TOTALS	RPI 1-25	RPI 26-50		W-L RECORDS		RPI 51-100		RPI 101-150		RPI 150+		
1-9-2	0-0-0	0-1-0		OVERALL		0-0-0		0-3-0		1-5-2		
0-4-0	0-0-0	0-0-0		HOME		0-0-0		0-0-0		0-4-0		
1-5-1	0-0-0	0-0-0		AWAY		0-0-0		0-0-0		1-0-0		
0-0-1	0-0-0	0-0-0		NEUTRAL		0-0-0		0-0-0		0-0-1		
<hr/>												
0-4-2	0-0-0	0-1-0		NON-CONFERENCE		0-0-0		0-1-0		0-2-2		
0-1-0	0-0-0	0-0-0		HOME		0-0-0		0-0-0		0-1-0		
0-3-1	0-0-0	0-0-		AWAY		0-0-0		0-1-0		0-1-1		
0-0-1	0-0-0	0-0-0		NEUTRAL		0-0-0		0-0-0		0-0-1		
<hr/>												
1-5-0	0-0-0	0-0-0		CONFERENCE		0-0-0		0-2-0		1-3-0		
0-3-0	0-0-0	0-0-0		HOME		0-0-0		0-0-0		0-3-0		
1-2-0	0-0-0	0-0-0		AWAY		0-0-0		0-2-0		1-0-0		
0-0-0	0-0-0	0-0-0		NEUTRAL		0-0-0		0-0-0		0-0-0		
<hr/>												
RPI	S	Opponent	Score	RPI	S	Opponent	Score	RPI	S	Opponent	Score	
				47	A	Texas Tech	0 6					
								106	A	SMU	0 4	
								142	A	San Diego St.	0 3	
								148	A	UNLV	0 1	
								157	A	Northern Ariz.	1 1	
								205	N	SIU Edwardsville	0 0	
								225	H	Wyoming	0 3	
								226	H	New Mexico	0 3	
								252	A	Nevada	1 0	
								256	A	North Dakota St.	0 1	
								275	H	Air Force	1 2	
								311	H	Grand Canyon	0 1	
<hr/>												
LAST 10 GAMES												
				148	A	UNLV	0 1	275	H	Air Force	1 2	
				252	A	Nevada	1 0	205	N	SIU Edwardsville	0 0	
				226	H	New Mexico	0 3	256	A	North Dakota St.	0 1	
				142	A	San Diego St.	0 3	157	A	Northern Ariz.	1 1	
				225	H	Wyoming	0 3	311	H	Grand Canyon	0 1	

Non-Div. I Games:

Colorado St.



Average RPI Win: 218		WON-LOST RECORD		WINNING PCT. RANK		LAST 10 GAMES		STRENGTH OF SCHEDULE		OPP. STRENGTH OF SCHEDULE		TEAM RPI		ADJ RPI		CONF. RPI		ADJ CONF. RPI	
DIV. I ONLY		2-10-1		.19231 309		2-6-1		207		323		304		.38027 304		28		28	
DIV. I NON-CONF.		1-7-0		.125 305		1-3-0		215		316		308		.36448 308		28		28	
TOTALS		RPI 1-25		RPI 26-50		W-L RECORDS		RPI 51-100		RPI 101-150		RPI 150+							
2-10-1		0-0-0		0-0-0		OVERALL		0-0-0		0-2-0		2-8-1							
0-5-0		0-0-0		0-0-0		HOME		0-0-0		0-1-0		0-4-0							
2-4-1		0-0-0		0-0-0		AWAY		0-0-0		0-1-0		2-3-1							
0-1-0		0-0-0		0-0-0		NEUTRAL		0-0-0		0-0-0		0-1-0							
1-7-0		0-0-0		0-0-0		NON-CONFERENCE		0-0-0		0-1-0		1-6-0							
0-3-0		0-0-0		0-0-0		HOME		0-0-0		0-0-0		0-3-0							
1-3-0		0-0-0		0-0-		AWAY		0-0-0		0-1-0		1-2-0							
0-1-0		0-0-0		0-0-0		NEUTRAL		0-0-0		0-0-0		0-1-0							
1-3-1		0-0-0		0-0-0		CONFERENCE		0-0-0		0-1-0		1-2-1							
0-2-0		0-0-0		0-0-0		HOME		0-0-0		0-1-0		0-1-0							
1-1-1		0-0-0		0-0-0		AWAY		0-0-0		0-0-0		1-1-1							
0-0-0		0-0-0		0-0-0		NEUTRAL		0-0-0		0-0-0		0-0-0							
RPI S	Opponent	Score		RPI S	Opponent	Score		RPI S	Opponent	Score		RPI S	Opponent	Score					
										118 H	Austin Peay			0	5				
										135 A	Middle Tenn.			0	3				
										151 A	Ball St.			0	2				
										189 H	Evansville			1	2				
										192 N	Kennesaw St.			0	1				
										205 A	SIU Edwardsville			1	0				
										231 A	East Tenn. St.			1	0				
										280 H	Alabama St.			2	3				
										283 H	Chattanooga			1	2				
										290 A	Northern Ky.			0	1				
										291 H	Murray St.			0	3				
										300 A	Eastern Ill.			2	4				
										310 A	Jacksonville St.			0	0				
LAST 10 GAMES																			
										310 A	Jacksonville St.			0	0				
										231 A	East Tenn. St.			1	2				
										283 H	Chattanooga			1	2				
										135 A	Middle Tenn.			0	3				
										151 A	Ball St.			0	2				
										290 A	Northern Ky.			0	1				

Non-Div. I Games: Findlay 3 1

Tennessee Tech



Average RPI Win: 286		WON-LOST RECORD		WINNING PCT. RANK		LAST 10 GAMES		STRENGTH OF SCHEDULE		OPP. STRENGTH OF SCHEDULE		TEAM RPI		ADJ RPI		CONF. RPI		ADJ CONF. RPI	
DIV. I ONLY		1-12-1		.10714 320		0-9-1		173		274		305		.37911 305		26		26	
DIV. I NON-CONF.		1-8-0		.11111 308		0-5-0		241		258		312		.3596 312		25		25	
TOTALS		RPI 1-25		RPI 26-50		W-L RECORDS		RPI 51-100		RPI 101-150		RPI 150+							
1-12-1		0-0-0		0-0-0		OVERALL		0-2-0		0-3-0		1-7-1							
0-4-0		0-0-0		0-0-0		HOME		0-0-0		0-1-0		0-3-0							
1-8-1		0-0-0		0-0-0		AWAY		0-2-0		0-2-0		1-4-1							
0-0-0		0-0-0		0-0-0		NEUTRAL		0-0-0		0-0-0		0-0-0							
1-8-0		0-0-0		0-0-0		NON-CONFERENCE		0-2-0		0-2-0		1-4-0							
0-2-0		0-0-0		0-0-0		HOME		0-0-0		0-1-0		0-1-0							
1-6-0		0-0-0		0-0-		AWAY		0-2-0		0-1-0		1-3-0							
0-0-0		0-0-0		0-0-0		NEUTRAL		0-0-0		0-0-0		0-0-0							
0-4-1		0-0-0		0-0-0		CONFERENCE		0-0-0		0-1-0		0-3-1							
0-2-0		0-0-0		0-0-0		HOME		0-0-0		0-0-0		0-2-0							
0-2-1		0-0-0		0-0-0		AWAY		0-0-0		0-1-0		0-1-1							
0-0-0		0-0-0		0-0-0		NEUTRAL		0-0-0		0-0-0		0-0-0							
RPI S	Opponent	Score		RPI S	Opponent	Score		RPI S	Opponent	Score		RPI S	Opponent	Score					
								69 A	Syracuse	0	4	125 A	Stony Brook	0	4				
								89 A	FGCU	0	5	127 H	Hofstra	0	6				
												146 A	Cornell	4	5				
												162 H	Binghamton	0	2				
												167 H	Columbia	0	3				
												185 A	UMBC	1	3				
												202 H	Hartford	1	3				
												248 A	Iona	1	2				
												250 A	New Hampshire	1	1				
												278 A	Rhode Island	0	1				
												286 A	Fla. Atlantic	2	0				
												318 A	Canisius	0	3				
				LAST 10 GAMES															
				125 A Stony Brook				0	4	278 A Rhode Island				0	1				
				162 H Binghamton				0	2	167 H Columbia				0	3				
				185 A UMBC				1	3	146 A Cornell				4	5				
				250 A New Hampshire				1	1	318 A Canisius				0	3				
				202 H Hartford				1	3	127 H Hofstra				0	6				



Average RPI Win: 273		WON-LOST	WINNING	LAST 10	STRENGTH OF		OPP. STRENGTH	TEAM	ADJ		CONF.	ADJ CONF.	
Average RPI Loss: 193		RECORD	PCT. RANK	GAMES	SCHEDULE		OF SCHEDULE	RPI	RPI		RPI	RPI	
DIV. I ONLY		3-10-0	.23077	298	3-7-0		284	250	306	.37798	306	30	30
DIV. I NON-CONF.		0-7-0	0	316	0-4-0		156	175	305	.36931	303	29	29
TOTALS		RPI 1-25	RPI 26-50		W-L RECORDS		RPI 51-100		RPI 101-150		RPI 150+		
3-10-0	0-0-0	0-1-0		OVERALL		0-1-0		0-2-0		3-6-0			
2-3-0	0-0-0	0-0-0		HOME		0-0-0		0-1-0		2-2-0			
1-7-0	0-0-0	0-1-0		AWAY		0-1-0		0-1-0		1-4-0			
0-0-0	0-0-0	0-0-0		NEUTRAL		0-0-0		0-0-0		0-0-0			
0-7-0	0-0-0	0-1-0		NON-CONFERENCE		0-1-0		0-2-0		0-3-0			
0-2-0	0-0-0	0-0-0		HOME		0-0-0		0-1-0		0-1-0			
0-5-0	0-0-0	0-0-		AWAY		0-1-0		0-1-0		0-2-0			
0-0-0	0-0-0	0-0-0		NEUTRAL		0-0-0		0-0-0		0-0-0			
3-3-0	0-0-0	0-0-0		CONFERENCE		0-0-0		0-0-0		3-3-0			
2-1-0	0-0-0	0-0-0		HOME		0-0-0		0-0-0		2-1-0			
1-2-0	0-0-0	0-0-0		AWAY		0-0-0		0-0-0		1-2-0			
0-0-0	0-0-0	0-0-0		NEUTRAL		0-0-0		0-0-0		0-0-0			
RPI S	Opponent	Score		RPI S	Opponent	Score		RPI S	Opponent	Score			
				28 A	Washington St.	0 5		97 A	Creighton	1 6			
								109 A	Weber St.	0 3			
								148 H	UNLV	0 1			
								184 A	Idaho St.	0 2			
								216 H	UMKC	1 2			
								237 A	Utah Valley	1 0			
								256 A	North Dakota St.	2 3			
								271 H	New Mexico St.	3 2			
								282 H	Eastern Wash.	1 2			
								295 A	Bakersfield	0 1			
								311 A	Grand Canyon	0 2			
								311 H	Grand Canyon	3 1			
LAST 10 GAMES													
				311 A	Grand Canyon	0 2		311 H	Grand Canyon	3 1			
				295 A	Bakersfield	0 1		148 H	UNLV	0 1			
				237 A	Utah Valley	1 0		282 H	Eastern Wash.	1 2			
				216 H	UMKC	1 2		97 A	Creighton	1 6			
				271 H	New Mexico St.	3 2		256 A	North Dakota St.	2 3			

Non-Div. I Games:

Idaho



Average RPI Win: 321		WON-LOST	WINNING	LAST 10	STRENGTH OF		OPP. STRENGTH	TEAM	ADJ	CONF.	ADJ CONF.
Average RPI Loss: 216		RECORD	PCT. RANK	GAMES	SCHEDULE		OF SCHEDULE	RPI	RPI	RPI	RPI
DIV. I ONLY		3-7-1	.31818	270	3-5-1		304	316	307	.37665	307
DIV. I NON-CONF.		0-6-1	.07143	312	0-4-1		188	253	306	.36871	304
TOTALS		RPI 1-25	RPI 26-50		W-L RECORDS		RPI 51-100		RPI 101-150		RPI 150+
3-7-1		0-0-0	0-0-0		OVERALL		0-0-0		0-2-0		3-5-1
2-0-0		0-0-0	0-0-0		HOME		0-0-0		0-0-0		2-0-0
1-7-1		0-0-0	0-0-0		AWAY		0-0-0		0-2-0		1-5-1
0-0-0		0-0-0	0-0-0		NEUTRAL		0-0-0		0-0-0		0-0-0
0-6-1		0-0-0	0-0-0		NON-CONFERENCE		0-0-0		0-2-0		0-4-1
0-0-0		0-0-0	0-0-0		HOME		0-0-0		0-0-0		0-0-0
0-6-1		0-0-0	0-0-		AWAY		0-0-0		0-2-0		0-4-1
0-0-0		0-0-0	0-0-0		NEUTRAL		0-0-0		0-0-0		0-0-0
3-1-0		0-0-0	0-0-0		CONFERENCE		0-0-0		0-0-0		3-1-0
2-0-0		0-0-0	0-0-0		HOME		0-0-0		0-0-0		2-0-0
1-1-0		0-0-0	0-0-0		AWAY		0-0-0		0-0-0		1-1-0
0-0-0		0-0-0	0-0-0		NEUTRAL		0-0-0		0-0-0		0-0-0
RPI S	Opponent	Score	RPI S	Opponent	Score	RPI S	Opponent	Score	RPI S	Opponent	Score
									124 A	Nicholls St.	1 8
									137 A	South Ala.	0 8
									166 A	La.-Lafayette	1 1
									206 A	Louisiana Tech	0 5
									223 A	Lamar	0 2
									269 A	UALR	1 6
									270 A	La.-Monroe	0 2
									280 A	Alabama St.	0 2
									313 H	Prairie View	2 0
									323 A	Alabama A&M	3 0
									327 H	Texas Southern	3 2
LAST 10 GAMES											
						270 A	La.-Monroe	0 2			
						137 A	South Ala.	0 8			
						223 A	Lamar	0 2			
						166 A	La.-Lafayette	1 1			
						269 A	UALR	1 6			

Non-Div. I Games: Louisiana Col. 2 1

Southern U.



Average RPI Win: 326		WON-LOST	WINNING	LAST 10	STRENGTH OF		OPP. STRENGTH	TEAM	ADJ	CONF.	ADJ CONF.
Average RPI Loss: 187		RECORD	PCT. RANK	GAMES	SCHEDULE		OF SCHEDULE	RPI	RPI	RPI	RPI
DIV. I ONLY		2-7-1	.25	287	2-6-1		279	324	308	.37344	308
DIV. I NON-CONF.		0-6-0	0	316	0-5-0		60	271	291	.3969	291
TOTALS		RPI 1-25	RPI 26-50		W-L RECORDS		RPI 51-100		RPI 101-150		RPI 150+
2-7-1		0-0-0	0-0-0		OVERALL		0-0-0		0-2-0		2-5-1
2-4-1		0-0-0	0-0-0		HOME		0-0-0		0-1-0		2-3-1
0-3-0		0-0-0	0-0-0		AWAY		0-0-0		0-1-0		0-2-0
0-0-0		0-0-0	0-0-0		NEUTRAL		0-0-0		0-0-0		0-0-0
0-6-0		0-0-0	0-0-0		NON-CONFERENCE		0-0-0		0-2-0		0-4-0
0-3-0		0-0-0	0-0-0		HOME		0-0-0		0-1-0		0-2-0
0-3-0		0-0-0	0-0-		AWAY		0-0-0		0-1-0		0-2-0
0-0-0		0-0-0	0-0-0		NEUTRAL		0-0-0		0-0-0		0-0-0
2-1-1		0-0-0	0-0-0		CONFERENCE		0-0-0		0-0-0		2-1-1
2-1-1		0-0-0	0-0-0		HOME		0-0-0		0-0-0		2-1-1
0-0-0		0-0-0	0-0-0		AWAY		0-0-0		0-0-0		0-0-0
0-0-0		0-0-0	0-0-0		NEUTRAL		0-0-0		0-0-0		0-0-0
RPI S	Opponent	Score	RPI S	Opponent	Score	RPI S	Opponent	Score	RPI S	Opponent	Score
									121 H	Southeastern La.	0 7
									124 A	Nicholls St.	1 5
									152 H	Southern Miss.	0 6
									166 A	La.-Lafayette	0 3
									196 A	Central Ark.	0 4
									270 H	La.-Monroe	1 2
									280 H	Alabama St.	1 2
									323 H	Alabama A&M	2 2
									325 H	Ark.-Pine Bluff	2 1
									326 H	Grambling	4 0
LAST 10 GAMES											
						325 H	Ark.-Pine Bluff	2 1	166 A	La.-Lafayette	0 3
						326 H	Grambling	4 0	124 A	Nicholls St.	1 5
						280 H	Alabama St.	1 2	121 H	Southeastern La.	0 7
						323 H	Alabama A&M	2 2	152 H	Southern Miss.	0 6
						270 H	La.-Monroe	1 2	196 A	Central Ark.	0 4

Non-Div. I Games: Delta St. 2 0

Mississippi Val.



Average RPI Win:	0	WON-LOST	WINNING	LAST 10	STRENGTH OF	OPP. STRENGTH	TEAM	ADJ	CONF.	ADJ CONF.		
Average RPI Loss:	174	RECORD	PCT. RANK	GAMES	SCHEDULE	OF SCHEDULE	RPI	RPI	RPI	RPI		
DIV. I ONLY		0-11-1	.04167	323	0-9-1	157	268	309	.37229	309	22	22
DIV. I NON-CONF.		0-6-0	0	316	0-4-0	131	241	302	.37451	301	19	19
<hr/>												
TOTALS	RPI 1-25	RPI 26-50		W-L RECORDS		RPI 51-100		RPI 101-150		RPI 150+		
0-11-1	0-0-0	0-0-0		OVERALL		0-2-0		0-2-0		0-7-1		
0-5-1	0-0-0	0-0-0		HOME		0-1-0		0-2-0		0-2-1		
0-6-0	0-0-0	0-0-0		AWAY		0-1-0		0-0-0		0-5-0		
0-0-0	0-0-0	0-0-0		NEUTRAL		0-0-0		0-0-0		0-0-0		
<hr/>												
0-6-0	0-0-0	0-0-0		NON-CONFERENCE		0-2-0		0-0-0		0-4-0		
0-2-0	0-0-0	0-0-0		HOME		0-1-0		0-0-0		0-1-0		
0-4-0	0-0-0	0-0-		AWAY		0-1-0		0-0-0		0-3-0		
0-0-0	0-0-0	0-0-0		NEUTRAL		0-0-0		0-0-0		0-0-0		
<hr/>												
0-5-1	0-0-0	0-0-0		CONFERENCE		0-0-0		0-2-0		0-3-1		
0-3-1	0-0-0	0-0-0		HOME		0-0-0		0-2-0		0-1-1		
0-2-0	0-0-0	0-0-0		AWAY		0-0-0		0-0-0		0-2-0		
0-0-0	0-0-0	0-0-0		NEUTRAL		0-0-0		0-0-0		0-0-0		
<hr/>												
RPI	S	Opponent	Score	RPI	S	Opponent	Score	RPI	S	Opponent	Score	
				75 A Michigan St.				1	3	132 H Eastern Mich.	1	2
				82 H Butler				1	2	145 H Western Mich.	0	5
										186 A Kent St.	1	5
										189 H Evansville	1	2
										191 A Detroit	0	3
										201 A Ohio	1	3
										229 A IUPUI	0	1
										238 A Cleveland St.	1	2
										246 H Toledo	0	2
										289 H Northern Ill.	0	0
				LAST 10 GAMES								
246 H Toledo				0	2	201 A Ohio				1	3	
289 H Northern Ill.				0	0	189 H Evansville				1	2	
145 H Western Mich.				0	5	191 A Detroit				0	3	
132 H Eastern Mich.				1	2	75 A Michigan St.				1	3	
186 A Kent St.				1	5	229 A IUPUI				0	1	

**Non-Div. I Games:**

Bowling Green



Average RPI Win:	283	WON-LOST RECORD	WINNING PCT. RANK	LAST 10 GAMES	STRENGTH OF SCHEDULE	OPP. STRENGTH OF SCHEDULE	TEAM RPI	ADJ RPI	CONF. RPI	ADJ CONF. RPI		
DIV. I ONLY	4-9-2	.33333	255	2-7-1	321	267	310	.36943	310	28	28	
DIV. I NON-CONF.	4-4-1	.5	147	2-2-0	297	315	261	.42509	263	28	28	
<hr/>												
TOTALS	RPI 1-25	RPI 26-50		W-L RECORDS	RPI 51-100		RPI 101-150		RPI 150+			
4-9-2	0-0-0	0-0-0		OVERALL	0-0-0		0-0-0		4-9-2			
3-3-1	0-0-0	0-0-0		HOME	0-0-0		0-0-0		3-3-1			
1-6-1	0-0-0	0-0-0		AWAY	0-0-0		0-0-0		1-6-1			
0-0-0	0-0-0	0-0-0		NEUTRAL	0-0-0		0-0-0		0-0-0			
<hr/>												
4-4-1	0-0-0	0-0-0		NON-CONFERENCE	0-0-0		0-0-0		4-4-1			
3-1-0	0-0-0	0-0-0		HOME	0-0-0		0-0-0		3-1-0			
1-3-1	0-0-0	0-0-		AWAY	0-0-0		0-0-0		1-3-1			
0-0-0	0-0-0	0-0-0		NEUTRAL	0-0-0		0-0-0		0-0-0			
<hr/>												
0-5-1	0-0-0	0-0-0		CONFERENCE	0-0-0		0-0-0		0-5-1			
0-2-1	0-0-0	0-0-0		HOME	0-0-0		0-0-0		0-2-1			
0-3-0	0-0-0	0-0-0		AWAY	0-0-0		0-0-0		0-3-0			
0-0-0	0-0-0	0-0-0		NEUTRAL	0-0-0		0-0-0		0-0-0			
<hr/>												
RPI S	Opponent	Score	RPI S	Opponent	Score	RPI S	Opponent	Score	RPI S	Opponent	Score	
						166 A La.-Lafayette			1	1		
						180 A UT Martin			1	3		
						194 A Mercer			0	4		
						213 A Belmont			1	5		
						224 A Citadel			1	3		
						232 H Morehead St.			1	2		
						234 H Georgia St.			0	2		
						239 A Southeast Mo. St.			0	2		
						261 A McNeese St.			1	0		
						263 H Eastern Ky.			0	1		
						268 H Troy			1	0		
						280 H Alabama St.			2	1		
						302 A Charleston So.			2	4		
						304 H Tennessee Tech			0	0		
						323 H Alabama A&M			4	0		
<hr/>												
			LAST 10 GAMES									
			304 H Tennessee Tech			0	0	263 H Eastern Ky.			0	1
			213 A Belmont			1	5	234 H Georgia St.			0	2
			239 A Southeast Mo. St.			0	2	280 H Alabama St.			2	1
			180 A UT Martin			1	3	194 A Mercer			0	4
			232 H Morehead St.			1	2	268 H Troy			1	0

Non-Div. I Games:

Jacksonville St.



Average RPI Win:	293	WON-LOST RECORD	WINNING PCT. RANK	LAST 10 GAMES	STRENGTH OF SCHEDULE	OPP. STRENGTH OF SCHEDULE	TEAM RPI	ADJ RPI	CONF. RPI	ADJ CONF. RPI						
DIV. I ONLY		3-10-1	.25 287	2-7-1	306	255	311	.36768 311	30	30						
DIV. I NON-CONF.		1-5-0	.16667 295	0-2-0	319	199	321	.33366 316	29	29						
<hr/>																
TOTALS	RPI 1-25	RPI 26-50		W-L RECORDS	RPI 51-100		RPI 101-150		RPI 150+							
3-10-1	0-0-0	0-0-0		OVERALL	0-2-0		0-0-0		3-8-1							
1-2-1	0-0-0	0-0-0		HOME	0-1-0		0-0-0		1-1-1							
2-8-0	0-0-0	0-0-0		AWAY	0-1-0		0-0-0		2-7-0							
0-0-0	0-0-0	0-0-0		NEUTRAL	0-0-0		0-0-0		0-0-0							
<hr/>																
1-5-0	0-0-0	0-0-0		NON-CONFERENCE	0-0-0		0-0-0		1-5-0							
0-0-0	0-0-0	0-0-0		HOME	0-0-0		0-0-0		0-0-0							
1-5-0	0-0-0	0-0-		AWAY	0-0-0		0-0-0		1-5-0							
0-0-0	0-0-0	0-0-0		NEUTRAL	0-0-0		0-0-0		0-0-0							
<hr/>																
2-5-1	0-0-0	0-0-0		CONFERENCE	0-2-0		0-0-0		2-3-1							
1-2-1	0-0-0	0-0-0		HOME	0-1-0		0-0-0		1-1-1							
1-3-0	0-0-0	0-0-0		AWAY	0-1-0		0-0-0		1-2-0							
0-0-0	0-0-0	0-0-0		NEUTRAL	0-0-0		0-0-0		0-0-0							
<hr/>																
RPI S	Opponent	Score	RPI S	Opponent	Score	RPI S	Opponent	Score	RPI S	Opponent	Score					
						91 A	Seattle	1	3	155 A	Valparaiso	0	1			
						91 H	Seattle	0	5	157 A	Northern Ariz.	0	1			
										161 A	St. Mary's (CA)	0	3			
										216 A	UMKC	2	6			
										229 A	IUPUI	0	2			
										237 H	Utah Valley	3	5			
										271 A	New Mexico St.	2	1			
										275 A	Air Force	0	1			
										295 H	Bakersfield	1	1			
										303 A	Colorado St.	1	0			
										306 A	Idaho	1	3			
										306 H	Idaho	2	0			
						<hr/>										
									LAST 10 GAMES							
			306 H Idaho			2	0	295 H Bakersfield			1	1				
			91 H Seattle			0	5	306 A Idaho			1	3				
			271 A New Mexico St.			2	1	91 A Seattle			1	3				
			216 A UMKC			2	6	157 A Northern Ariz.			0	1				
			237 H Utah Valley			3	5	275 A Air Force			0	1				

**Non-Div. I Games:**

## Grand Canyon



Average RPI Win: 325		WON-LOST RECORD		WINNING PCT. RANK		LAST 10 GAMES		STRENGTH OF SCHEDULE		OPP. STRENGTH OF SCHEDULE		TEAM RPI		ADJ RPI		CONF. RPI		ADJ CONF. RPI	
DIV. I ONLY		1-4-2		.28571 280		1-4-2		294		327		312		.3661 312		32		32	
DIV. I NON-CONF.		0-3-0		0 316		0-3-0		3		304		212		.46234 214		32		32	
TOTALS		RPI 1-25		RPI 26-50		W-L RECORDS		RPI 51-100		RPI 101-150		RPI 150+							
1-4-2		0-0-0		0-0-0		OVERALL		0-0-0		0-2-0		1-2-2							
1-1-2		0-0-0		0-0-0		HOME		0-0-0		0-0-0		1-1-2							
0-3-0		0-0-0		0-0-0		AWAY		0-0-0		0-2-0		0-1-0							
0-0-0		0-0-0		0-0-0		NEUTRAL		0-0-0		0-0-0		0-0-0							
0-3-0		0-0-0		0-0-0		NON-CONFERENCE		0-0-0		0-2-0		0-1-0							
0-0-0		0-0-0		0-0-0		HOME		0-0-0		0-0-0		0-0-0							
0-3-0		0-0-0		0-0-		AWAY		0-0-0		0-2-0		0-1-0							
0-0-0		0-0-0		0-0-0		NEUTRAL		0-0-0		0-0-0		0-0-0							
1-1-2		0-0-0		0-0-0		CONFERENCE		0-0-0		0-0-0		1-1-2							
1-1-2		0-0-0		0-0-0		HOME		0-0-0		0-0-0		1-1-2							
0-0-0		0-0-0		0-0-0		AWAY		0-0-0		0-0-0		0-0-0							
0-0-0		0-0-0		0-0-0		NEUTRAL		0-0-0		0-0-0		0-0-0							
RPI	S	Opponent		Score	RPI	S	Opponent		Score	RPI	S	Opponent		Score					
										121	A	Southeastern La.		0 9					
										124	A	Nicholls St.		0 6					
										152	A	Southern Miss.		1 10					
										280	H	Alabama St.		0 5					
										323	H	Alabama A&M		2 2					
										325	H	Ark.-Pine Bluff		3 1					
										326	H	Grambling		1 1					
LAST 10 GAMES																			
										326	H	Grambling		1 1					
										124	A	Nicholls St.		0 6					
										121	A	Southeastern La.		0 9					
										325	H	Ark.-Pine Bluff		3 1					
										323	H	Alabama A&M		2 2					
										280	H	Alabama St.		0 5					
										152	A	Southern Miss.		1 10					

Non-Div. I Games: McMurry 1 2

Alcorn



Average RPI Win:	314	WON-LOST RECORD	WINNING PCT. RANK	LAST 10 GAMES	STRENGTH OF SCHEDULE	OPP. STRENGTH OF SCHEDULE	TEAM RPI	ADJ RPI	CONF. RPI	ADJ CONF. RPI		
DIV. I ONLY		3-7-0	.3	275	3-3-0	316	305	314	.36242	313	32	32
DIV. I NON-CONF.		1-6-0	.14286	303	1-2-0	233	265	301	.37259	302	32	32
<hr/>												
TOTALS	RPI 1-25	RPI 26-50		W-L RECORDS		RPI 51-100		RPI 101-150		RPI 150+		
3-7-0	0-0-0	0-0-0		OVERALL		0-0-0		0-1-0		3-6-0		
2-1-0	0-0-0	0-0-0		HOME		0-0-0		0-1-0		2-0-0		
1-6-0	0-0-0	0-0-0		AWAY		0-0-0		0-0-0		1-5-0		
0-0-0	0-0-0	0-0-0		NEUTRAL		0-0-0		0-0-0		0-0-0		
1-6-0	0-0-0	0-0-0		NON-CONFERENCE		0-0-0		0-1-0		1-5-0		
1-1-0	0-0-0	0-0-0		HOME		0-0-0		0-1-0		1-0-0		
0-5-0	0-0-0	0-0-		AWAY		0-0-0		0-0-0		0-5-0		
0-0-0	0-0-0	0-0-0		NEUTRAL		0-0-0		0-0-0		0-0-0		
2-1-0	0-0-0	0-0-0		CONFERENCE		0-0-0		0-0-0		2-1-0		
1-0-0	0-0-0	0-0-0		HOME		0-0-0		0-0-0		1-0-0		
1-1-0	0-0-0	0-0-0		AWAY		0-0-0		0-0-0		1-1-0		
0-0-0	0-0-0	0-0-0		NEUTRAL		0-0-0		0-0-0		0-0-0		
<hr/>												
RPI	S	Opponent	Score	RPI	S	Opponent	Score	RPI	S	Opponent	Score	
								124	H	Nicholls St.	1	2
								166	A	La.-Lafayette	1	5
								182	A	Texas St.	0	5
								223	A	Lamar	2	3
								228	A	Northwestern St.	0	3
								258	A	Sam Houston St.	0	3
								298	H	Howard	2	0
								307	A	Southern U.	0	2
								317	A	Jackson St.	1	0
								327	H	Texas Southern	5	0
LAST 10 GAMES												
317	A	Jackson St.	1	0	166	A	La.-Lafayette	1	5			
298	H	Howard	2	0	327	H	Texas Southern	5	0			
228	A	Northwestern St.	0	3	307	A	Southern U.	0	2			
258	A	Sam Houston St.	0	3	182	A	Texas St.	0	5			
124	H	Nicholls St.	1	2	223	A	Lamar	2	3			

Non-Div. I Games:	Incarnate Word	1	3
-------------------	----------------	---	---

## Prairie View



Average RPI Win: 294		WON-LOST RECORD	WINNING PCT. RANK	LAST 10 GAMES	STRENGTH OF SCHEDULE	OPP. STRENGTH OF SCHEDULE	TEAM RPI	ADJ RPI		CONF. RPI	ADJ CONF. RPI
Average RPI Loss: 205											
DIV. I ONLY		2-12-0	.14286 318	1-9-0	256	296	313	.36239	314	24	24
DIV. I NON-CONF.		1-10-0	.09091 311	0-7-0	254	290	314	.34614	314	23	23
<hr/>											
TOTALS		RPI 1-25	RPI 26-50		W-L RECORDS		RPI 51-100		RPI 101-150		RPI 150+
2-12-0	0-0-0		0-0-0		OVERALL		0-1-0		0-1-0		2-10-0
0-5-0	0-0-0		0-0-0		HOME		0-0-0		0-1-0		0-4-0
1-6-0	0-0-0		0-0-0		AWAY		0-1-0		0-0-0		1-5-0
1-1-0	0-0-0		0-0-0		NEUTRAL		0-0-0		0-0-0		1-1-0
1-10-0	0-0-0		0-0-0		NON-CONFERENCE		0-1-0		0-1-0		1-8-0
0-4-0	0-0-0		0-0-0		HOME		0-0-0		0-1-0		0-3-0
0-5-0	0-0-0		0-0-		AWAY		0-1-0		0-0-0		0-4-0
1-1-0	0-0-0		0-0-0		NEUTRAL		0-0-0		0-0-0		1-1-0
1-2-0	0-0-0		0-0-0		CONFERENCE		0-0-0		0-0-0		1-2-0
0-1-0	0-0-0		0-0-0		HOME		0-0-0		0-0-0		0-1-0
1-1-0	0-0-0		0-0-0		AWAY		0-0-0		0-0-0		1-1-0
0-0-0	0-0-0		0-0-0		NEUTRAL		0-0-0		0-0-0		0-0-0
RPI S	Opponent	Score	RPI S	Opponent	Score	RPI S	Opponent	Score	RPI S	Opponent	Score
						57 A	Iowa	1 2	130 H	Iowa St.	0 2
									151 A	Ball St.	1 2
									189 H	Evansville	1 2
									203 A	Missouri St.	1 3
									207 H	South Dakota St.	0 1
									229 A	IUPUI	1 2
									240 A	IPFW	0 2
									244 H	Western Ill.	0 2
									244 N	Western Ill.	1 2
									274 H	Neb. Omaha	1 2
									288 A	Drake	1 0
									294 A	South Dakota	0 3
									300 N	Eastern Ill.	2 0
<hr/>											
LAST 10 GAMES											
						203 A	Missouri St.	1 3	288 A	Drake	1 0
						294 A	South Dakota	0 3	189 H	Evansville	1 2
						130 H	Iowa St.	0 2	229 A	IUPUI	1 2
						57 A	Iowa	1 2	244 H	Western Ill.	0 2
						207 H	South Dakota St.	0 1	274 H	Neb. Omaha	1 2

Non-Div. I Games:

UNI



Average RPI Win:	300	WON-LOST	WINNING	LAST 10	STRENGTH OF	OPP. STRENGTH	TEAM	ADJ	CONF.	ADJ CONF.		
Average RPI Loss:	208	RECORD	PCT. RANK	GAMES	SCHEDULE	OF SCHEDULE	RPI	RPI	RPI	RPI		
DIV. I ONLY	3-10-1	.25	287	2-8-0	313	279	315	.35887	315	25	25	
DIV. I NON-CONF.	2-5-1	.3125	258	1-3-0	316	280	310	.36064	311	27	27	
<hr/>												
TOTALS	RPI 1-25	RPI 26-50		W-L RECORDS		RPI 51-100		RPI 101-150		RPI 150+		
3-10-1	0-0-0	0-0-0		OVERALL		0-0-0		0-2-0		3-8-1		
1-5-1	0-0-0	0-0-0		HOME		0-0-0		0-1-0		1-4-1		
1-5-0	0-0-0	0-0-0		AWAY		0-0-0		0-1-0		1-4-0		
1-0-0	0-0-0	0-0-0		NEUTRAL		0-0-0		0-0-0		1-0-0		
<hr/>												
2-5-1	0-0-0	0-0-0		NON-CONFERENCE		0-0-0		0-1-0		2-4-1		
1-2-1	0-0-0	0-0-0		HOME		0-0-0		0-0-0		1-2-1		
0-3-0	0-0-0	0-0-		AWAY		0-0-0		0-1-0		0-2-0		
1-0-0	0-0-0	0-0-0		NEUTRAL		0-0-0		0-0-0		1-0-0		
<hr/>												
1-5-0	0-0-0	0-0-0		CONFERENCE		0-0-0		0-1-0		1-4-0		
0-3-0	0-0-0	0-0-0		HOME		0-0-0		0-1-0		0-2-0		
1-2-0	0-0-0	0-0-0		AWAY		0-0-0		0-0-0		1-2-0		
0-0-0	0-0-0	0-0-0		NEUTRAL		0-0-0		0-0-0		0-0-0		
<hr/>												
RPI	S	Opponent	Score	RPI	S	Opponent	Score	RPI	S	Opponent	Score	
								122	A	Charlotte	1	2
								144	H	High Point	0	1
								153	H	Winthrop	1	4
								160	H	Wofford	1	2
								168	H	Longwood	0	3
								183	A	Coastal Caro.	0	7
								222	H	North Florida	1	1
								264	H	USC Upstate	0	1
								268	A	Troy	1	3
								283	H	Chattanooga	3	0
								296	A	Campbell	1	0
								299	A	South Carolina St.	0	2
								321	N	Francis Marion	2	1
								322	A	VMI	0	2
<hr/>												
LAST 10 GAMES												
183 A Coastal Caro.				0	7	168 H Longwood				0	3	
144 H High Point				0	1	322 A VMI				0	2	
153 H Winthrop				1	4	296 A Campbell				1	0	
268 A Troy				1	3	283 H Chattanooga				3	0	
264 H USC Upstate				0	1	160 H Wofford				1	2	

Non-Div. I Games:

Gardner-Webb



Average RPI Win: 264		WON-LOST	WINNING	LAST 10	STRENGTH OF		OPP. STRENGTH	TEAM	ADJ	CONF.	ADJ CONF.
Average RPI Loss: 229		RECORD	PCT. RANK	GAMES	SCHEDULE		OF SCHEDULE	RPI	RPI	RPI	RPI
DIV. I ONLY		2-9-1	.20833	305	1-7-1		300	301	316	.34918	316
DIV. I NON-CONF.		1-7-1	.16667	295	0-5-1		308	321	322	.3209	322
TOTALS		RPI 1-25	RPI 26-50		W-L RECORDS		RPI 51-100		RPI 101-150		RPI 150+
2-9-1		0-0-0	0-0-0		OVERALL		0-0-0		0-1-0		2-8-1
1-3-1		0-0-0	0-0-0		HOME		0-0-0		0-0-0		1-3-1
1-6-0		0-0-0	0-0-0		AWAY		0-0-0		0-1-0		1-5-0
0-0-0		0-0-0	0-0-0		NEUTRAL		0-0-0		0-0-0		0-0-0
1-7-1		0-0-0	0-0-0		NON-CONFERENCE		0-0-0		0-0-0		1-7-1
0-3-1		0-0-0	0-0-0		HOME		0-0-0		0-0-0		0-3-1
1-4-0		0-0-0	0-0-		AWAY		0-0-0		0-0-0		1-4-0
0-0-0		0-0-0	0-0-0		NEUTRAL		0-0-0		0-0-0		0-0-0
1-2-0		0-0-0	0-0-0		CONFERENCE		0-0-0		0-1-0		1-1-0
1-0-0		0-0-0	0-0-0		HOME		0-0-0		0-0-0		1-0-0
0-2-0		0-0-0	0-0-0		AWAY		0-0-0		0-1-0		0-1-0
0-0-0		0-0-0	0-0-0		NEUTRAL		0-0-0		0-0-0		0-0-0
RPI S	Opponent	Score	RPI S	Opponent	Score	RPI S	Opponent	Score	RPI S	Opponent	Score
									115 A	Wright St.	0 1
									163 A	Oakland	0 2
									186 A	Kent St.	0 3
									201 H	Ohio	0 1
									241 A	Buffalo	0 1
									242 H	Green Bay	2 1
									246 H	Toledo	0 1
									254 H	Akron	1 1
									285 A	Niagara	2 1
									290 A	Northern Ky.	2 3
									297 H	Robert Morris	0 1
									318 A	Canisius	0 1
LAST 10 GAMES											
			186 A	Kent St.	0 3		163 A	Oakland	0 2		
			290 A	Northern Ky.	2 3		242 H	Green Bay	2 1		
			201 H	Ohio	0 1		115 A	Wright St.	0 1		
			297 H	Robert Morris	0 1		241 A	Buffalo	0 1		
			254 H	Akron	1 1		246 H	Toledo	0 1		

Non-Div. I Games: Cedarville 2 1

Youngstown St.



Average RPI Win:	325	WON-LOST	WINNING	LAST 10	STRENGTH OF	OPP. STRENGTH	TEAM	ADJ	CONF.	ADJ CONF.	
Average RPI Loss:	217	RECORD	PCT. RANK	GAMES	SCHEDULE	OF SCHEDULE	RPI	RPI	RPI	RPI	
DIV. I ONLY	2-9-1	.20833	305	2-7-0	314	310	318	.34678	317	32	32
DIV. I NON-CONF.	0-7-1	.0625	314	0-5-0	207	250	309	.36311	309	32	32
TOTALS	RPI 1-25	RPI 26-50	W-L RECORDS		RPI 51-100	RPI 101-150		RPI 150+			
2-9-1	0-0-0	0-0-0	OVERALL		0-0-0	0-2-0		2-7-1			
1-2-1	0-0-0	0-0-0	HOME		0-0-0	0-0-0		1-2-1			
1-5-0	0-0-0	0-0-0	AWAY		0-0-0	0-1-0		1-4-0			
0-2-0	0-0-0	0-0-0	NEUTRAL		0-0-0	0-1-0		0-1-0			
0-7-1	0-0-0	0-0-0	NON-CONFERENCE		0-0-0	0-2-0		0-5-1			
0-1-1	0-0-0	0-0-0	HOME		0-0-0	0-0-0		0-1-1			
0-4-0	0-0-0	0-0-	AWAY		0-0-0	0-1-0		0-3-0			
0-2-0	0-0-0	0-0-0	NEUTRAL		0-0-0	0-1-0		0-1-0			
2-2-0	0-0-0	0-0-0	CONFERENCE		0-0-0	0-0-0		2-2-0			
1-1-0	0-0-0	0-0-0	HOME		0-0-0	0-0-0		1-1-0			
1-1-0	0-0-0	0-0-0	AWAY		0-0-0	0-0-0		1-1-0			
0-0-0	0-0-0	0-0-0	NEUTRAL		0-0-0	0-0-0		0-0-0			
RPI S	Opponent	Score	RPI S	Opponent	Score	RPI S	Opponent	Score	RPI S	Opponent	Score
							121 A Southeastern La.	1	3		
							137 N South Ala.	0	5		
							152 N Southern Miss.	0	4		
							195 A Mississippi St.	2	4		
							206 H Louisiana Tech	0	0		
							228 H Northwestern St.	0	1		
							261 A McNeese St.	0	2		
							268 A Troy	0	5		
							280 A Alabama St.	1	2		
							313 H Prairie View	0	1		
							323 A Alabama A&M	2	1		
							327 H Texas Southern	2	1		
LAST 10 GAMES											
							313 H Prairie View	0	1		
							195 A Mississippi St.	2	4		
							152 N Southern Miss.	0	4		
							228 H Northwestern St.	0	1		
							268 A Troy	0	5		
							280 A Alabama St.	1	2		
							323 A Alabama A&M	2	1		
							327 H Texas Southern	2	1		
							137 N South Ala.	0	5		
							206 H Louisiana Tech	0	0		

Non-Div. I Games: Millsaps 6 0

Jackson St.



Average RPI Win:	294	WON-LOST	WINNING	LAST 10	STRENGTH OF	OPP. STRENGTH	TEAM	ADJ	CONF.	ADJ CONF.	
Average RPI Loss:	238	RECORD	PCT. RANK	GAMES	SCHEDULE	OF SCHEDULE	RPI	RPI	RPI	RPI	
DIV. I ONLY	3-12-1	.21875	303	2-8-0	312	304	317	.34577	318	29	29
DIV. I NON-CONF.	2-6-1	.27778	270	1-2-0	324	296	323	.3204	323	30	30
<hr/>											
TOTALS	RPI 1-25	RPI 26-50		W-L RECORDS		RPI 51-100		RPI 101-150		RPI 150+	
3-12-1	0-0-0	0-0-0		OVERALL		0-1-0		0-0-0		3-11-1	
3-5-0	0-0-0	0-0-0		HOME		0-0-0		0-0-0		3-5-0	
0-7-1	0-0-0	0-0-0		AWAY		0-1-0		0-0-0		0-6-1	
0-0-0	0-0-0	0-0-0		NEUTRAL		0-0-0		0-0-0		0-0-0	
<hr/>											
2-6-1	0-0-0	0-0-0		NON-CONFERENCE		0-0-0		0-0-0		2-6-1	
2-3-0	0-0-0	0-0-0		HOME		0-0-0		0-0-0		2-3-0	
0-3-1	0-0-0	0-0-		AWAY		0-0-0		0-0-0		0-3-1	
0-0-0	0-0-0	0-0-0		NEUTRAL		0-0-0		0-0-0		0-0-0	
<hr/>											
1-6-0	0-0-0	0-0-0		CONFERENCE		0-1-0		0-0-0		1-5-0	
1-2-0	0-0-0	0-0-0		HOME		0-0-0		0-0-0		1-2-0	
0-4-0	0-0-0	0-0-0		AWAY		0-1-0		0-0-0		0-3-0	
0-0-0	0-0-0	0-0-0		NEUTRAL		0-0-0		0-0-0		0-0-0	
<hr/>											
RPI	S	Opponent	Score	RPI	S	Opponent	Score	RPI	S	Opponent	Score
								66	A	Monmouth	1 2
								178	H	Fairfield	1 6
								191	H	Detroit	1 2
								224	A	Citadel	1 1
								238	A	Cleveland St.	2 3
								243	H	Marist	0 1
								248	A	Iona	0 1
								254	H	Akron	1 2
								260	H	Rider	2 1
								277	H	St. Bonaventure	0 2
								284	A	Manhattan	1 2
								285	A	Niagara	0 1
								290	A	Northern Ky.	1 6
								302	A	Charleston So.	3 5
								305	H	Albany (NY)	3 0
316	H	Youngstown St.	1 0								
				LAST 10 GAMES							
285 A Niagara				0 1	178 H Fairfield				1 6		
66 A Monmouth				1 2	243 H Marist				0 1		
260 H Rider				2 1	284 A Manhattan				1 2		
248 A Iona				0 1	305 H Albany (NY)				3 0		
254 H Akron				1 2	290 A Northern Ky.				1 6		

Non-Div. I Games:

Canisius



[illegible]

**Non-Div. I Games:**

UMass Lowell



Average RPI Win: 323		WON-LOST RECORD		WINNING PCT. RANK		LAST 10 GAMES		STRENGTH OF SCHEDULE		OPP. STRENGTH OF SCHEDULE		TEAM RPI		ADJ RPI		CONF. RPI		ADJ CONF. RPI	
DIV. I ONLY		2-11-0		.15385 316		2-8-0		302		319		320		.33725 320		29		29	
DIV. I NON-CONF.		2-4-0		.33333 246		2-1-0		313		322		311		.36207 310		30		30	
TOTALS		RPI 1-25		RPI 26-50		W-L RECORDS		RPI 51-100		RPI 101-150		RPI 150+							
2-11-0		0-0-0		0-0-0		OVERALL		0-1-0		0-0-0		2-10-0							
2-7-0		0-0-0		0-0-0		HOME		0-0-0		0-0-0		2-7-0							
0-4-0		0-0-0		0-0-0		AWAY		0-1-0		0-0-0		0-3-0							
0-0-0		0-0-0		0-0-0		NEUTRAL		0-0-0		0-0-0		0-0-0							
2-4-0		0-0-0		0-0-0		NON-CONFERENCE		0-1-0		0-0-0		2-3-0							
2-3-0		0-0-0		0-0-0		HOME		0-0-0		0-0-0		2-3-0							
0-1-0		0-0-0		0-0-		AWAY		0-1-0		0-0-0		0-0-0							
0-0-0		0-0-0		0-0-0		NEUTRAL		0-0-0		0-0-0		0-0-0							
0-7-0		0-0-0		0-0-0		CONFERENCE		0-0-0		0-0-0		0-7-0							
0-4-0		0-0-0		0-0-0		HOME		0-0-0		0-0-0		0-4-0							
0-3-0		0-0-0		0-0-0		AWAY		0-0-0		0-0-0		0-3-0							
0-0-0		0-0-0		0-0-0		NEUTRAL		0-0-0		0-0-0		0-0-0							
RPI	S	Opponent		Score		RPI	S	Opponent		Score		RPI	S	Opponent		Score			



[illegible]

**Non-Div. I Games:**

Francis Marion



Through Games Of Sunday, Oct. 13, 2013

VMI		Through Games Of Sunday, Oct. 13, 2013													
Average RPI Win:	313	WON-LOST RECORD	WINNING PCT. RANK	LAST 10 GAMES	STRENGTH OF SCHEDULE	OPP. STRENGTH OF SCHEDULE	TEAM RPI	ADJ RPI	CONF. RPI	ADJ CONF. RPI					
Average RPI Loss:	233														
DIV. I ONLY		3-10-0	.23077	298	3-7-0	323	317	322	.33053	322	25	25			
DIV. I NON-CONF.		2-5-0	.28571	264	2-2-0	326	325	326	.30318	326	27	27			
-----															
TOTALS		RPI 1-25	RPI 26-50		W-L RECORDS		RPI 51-100		RPI 101-150		RPI 150+				
3-10-0		0-0-0	0-0-0		OVERALL		0-0-0		0-1-0		3-9-0				
3-2-0		0-0-0	0-0-0		HOME		0-0-0		0-0-0		3-2-0				
0-8-0		0-0-0	0-0-0		AWAY		0-0-0		0-1-0		0-7-0				
0-0-0		0-0-0	0-0-0		NEUTRAL		0-0-0		0-0-0		0-0-0				
2-5-0		0-0-0	0-0-0		NON-CONFERENCE		0-0-0		0-0-0		2-5-0				
2-0-0		0-0-0	0-0-0		HOME		0-0-0		0-0-0		2-0-0				
0-5-0		0-0-0	0-0-		AWAY		0-0-0		0-0-0		0-5-0				
0-0-0		0-0-0	0-0-0		NEUTRAL		0-0-0		0-0-0		0-0-0				
1-5-0		0-0-0	0-0-0		CONFERENCE		0-0-0		0-1-0		1-4-0				
1-2-0		0-0-0	0-0-0		HOME		0-0-0		0-0-0		1-2-0				
0-3-0		0-0-0	0-0-0		AWAY		0-0-0		0-1-0		0-2-0				
0-0-0		0-0-0	0-0-0		NEUTRAL		0-0-0		0-0-0		0-0-0				
RPI	S	Opponent	Score	RPI	S	Opponent	Score	RPI	S	Opponent	Score	RPI	S	Opponent	Score
												144	A	High Point	0 6
												153	H	Winthrop	0 4
												168	H	Longwood	0 3
												183	A	Coastal Caro.	0 3
												231	A	East Tenn. St.	1 5
												264	A	USC Upstate	1 2
												267	A	NJIT	0 1
												298	A	Howard	0 2
												299	H	South Carolina St.	2 1
												302	A	Charleston So.	1 2
												315	H	Gardner-Webb	2 0
												320	A	Saint Peter's	0 2
												324	H	Delaware St.	2 0
-----															
LAST 10 GAMES															
						168	H	Longwood	0 3			302	A	Charleston So.	1 2
						183	A	Coastal Caro.	0 3			315	H	Gardner-Webb	2 0
						144	A	High Point	0 6			153	H	Winthrop	0 4
						320	A	Saint Peter's	0 2			324	H	Delaware St.	2 0
						267	A	NJIT	0 1			299	H	South Carolina St.	2 1

Non-Div. I Games:

VMI



Average RPI Win:		0	WON-LOST		WINNING		LAST 10		STRENGTH OF		OPP. STRENGTH		TEAM		ADJ		CONF.		ADJ CONF.			
Average RPI Loss:		220	RECORD		PCT. RANK		GAMES		SCHEDULE		OF SCHEDULE		RPI		RPI		RPI		RPI			
DIV. I ONLY			0-13-2		.06667 321		0-8-2		298		313		323		.31312 323		32		32			
DIV. I NON-CONF.			0-11-0		0 316		0-6-0		218		293		317		.33225 319		32		32			
TOTALS		RPI 1-25		RPI 26-50		W-L RECORDS		RPI 51-100		RPI 101-150		RPI 150+										
0-13-2		0-0-0		0-1-0		OVERALL		0-0-0		0-2-0		0-10-2										
0-9-0		0-0-0		0-0-0		HOME		0-0-0		0-0-0		0-9-0										
0-4-2		0-0-0		0-1-0		AWAY		0-0-0		0-2-0		0-1-2										
0-0-0		0-0-0		0-0-0		NEUTRAL		0-0-0		0-0-0		0-0-0										
0-11-0		0-0-0		0-1-0		NON-CONFERENCE		0-0-0		0-2-0		0-8-0										
0-7-0		0-0-0		0-0-0		HOME		0-0-0		0-0-0		0-7-0										
0-4-0		0-0-0		0-0-		AWAY		0-0-0		0-2-0		0-1-0										
0-0-0		0-0-0		0-0-0		NEUTRAL		0-0-0		0-0-0		0-0-0										
0-2-2		0-0-0		0-0-0		CONFERENCE		0-0-0		0-0-0		0-2-2										
0-2-0		0-0-0		0-0-0		HOME		0-0-0		0-0-0		0-2-0										
0-0-2		0-0-0		0-0-0		AWAY		0-0-0		0-0-0		0-0-2										
0-0-0		0-0-0		0-0-0		NEUTRAL		0-0-0		0-0-0		0-0-0										
RPI	S	Opponent		Score		RPI	S	Opponent		Score		RPI	S	Opponent		Score						
						44	A	Clemson	0	14					135	A	Middle Tenn.	0	8			
															137	A	South Ala.	0	11			
															153	H	Winthrop	1	11			
															179	H	Lipscomb	0	10			
															194	H	Mercer	0	10			
															231	H	East Tenn. St.	0	7			
															263	H	Eastern Ky.	2	3			
															291	H	Murray St.	0	10			
															299	H	South Carolina St.	0	7			
															307	H	Southern U.	0	3			
															308	A	Mississippi Val.	2	2			
															310	A	Jacksonville St.	0	4			
															312	A	Alcorn	2	2			
															317	H	Jackson St.	1	2			
LAST 10 GAMES																						
						308	A	Mississippi Val.	2	2	307	H	Southern U.	0	3							
						263	H	Eastern Ky.	2	3	317	H	Jackson St.	1	2							
						44	A	Clemson	0	14	312	A	Alcorn	2	2							
						135	A	Middle Tenn.	0	8	231	H	East Tenn. St.	0	7							
						137	A	South Ala.	0	11	153	H	Winthrop	1	11							

Non-Div. I Games:

Alabama A&amp;M



Average RPI Win:		0	WON-LOST RECORD		0	324	WINNING PCT. RANK		0-10-0	LAST 10 GAMES		301	308	324	.29601	324	31	31
Average RPI Loss:		234			0	316			0-8-0			274	305	325	.30629	325	31	31
DIV. I ONLY			0-12-0		0	324	0-10-0											
DIV. I NON-CONF.			0-10-0		0	316	0-8-0											
TOTALS		RPI 1-25		RPI 26-50		W-L RECORDS		RPI 51-100		RPI 101-150		RPI 150+						
0-12-0		0-0-0		0-0-0		OVERALL		0-1-0		0-1-0		0-10-0						
0-5-0		0-0-0		0-0-0		HOME		0-0-0		0-1-0		0-4-0						
0-7-0		0-0-0		0-0-0		AWAY		0-1-0		0-0-0		0-6-0						
0-0-0		0-0-0		0-0-0		NEUTRAL		0-0-0		0-0-0		0-0-0						
0-10-0		0-0-0		0-0-0		NON-CONFERENCE		0-1-0		0-1-0		0-8-0						
0-4-0		0-0-0		0-0-0		HOME		0-0-0		0-1-0		0-3-0						
0-6-0		0-0-0		0-0-		AWAY		0-1-0		0-0-0		0-5-0						
0-0-0		0-0-0		0-0-0		NEUTRAL		0-0-0		0-0-0		0-0-0						
0-2-0		0-0-0		0-0-0		CONFERENCE		0-0-0		0-0-0		0-2-0						
0-1-0		0-0-0		0-0-0		HOME		0-0-0		0-0-0		0-1-0						
0-1-0		0-0-0		0-0-0		AWAY		0-0-0		0-0-0		0-1-0						
0-0-0		0-0-0		0-0-0		NEUTRAL		0-0-0		0-0-0		0-0-0						
RPI	S	Opponent		Score		RPI	S	Opponent		Score		RPI	S	Opponent		Score		



Average RPI Win:	0	WON-LOST	WINNING	LAST 10	STRENGTH OF	OPP. STRENGTH	TEAM	ADJ	CONF.	ADJ CONF.			
Average RPI Loss:	215	RECORD	PCT. RANK	GAMES	SCHEDULE	OF SCHEDULE	RPI	RPI	RPI	RPI			
DIV. I ONLY		0-10-1	.04545	322	0-7-1	318	291	325	.29432	325	32	32	
DIV. I NON-CONF.		0-8-0	0	316	0-5-0	252	221	319	.33001	320	32	32	
<hr/>													
TOTALS	RPI 1-25	RPI 26-50		W-L RECORDS		RPI 51-100		RPI 101-150		RPI 150+			
0-10-1	0-0-0	0-1-0		OVERALL		0-1-0		0-0-0		0-8-1			
0-0-0	0-0-0	0-0-0		HOME		0-0-0		0-0-0		0-0-0			
0-9-1	0-0-0	0-1-0		AWAY		0-1-0		0-0-0		0-7-1			
0-1-0	0-0-0	0-0-0		NEUTRAL		0-0-0		0-0-0		0-1-0			
<hr/>													
0-8-0	0-0-0	0-1-0		NON-CONFERENCE		0-1-0		0-0-0		0-6-0			
0-0-0	0-0-0	0-0-0		HOME		0-0-0		0-0-0		0-0-0			
0-7-0	0-0-0	0-0-		AWAY		0-1-0		0-0-0		0-5-0			
0-1-0	0-0-0	0-0-0		NEUTRAL		0-0-0		0-0-0		0-1-0			
<hr/>													
0-2-1	0-0-0	0-0-0		CONFERENCE		0-0-0		0-0-0		0-2-1			
0-0-0	0-0-0	0-0-0		HOME		0-0-0		0-0-0		0-0-0			
0-2-1	0-0-0	0-0-0		AWAY		0-0-0		0-0-0		0-2-1			
0-0-0	0-0-0	0-0-0		NEUTRAL		0-0-0		0-0-0		0-0-0			
<hr/>													
RPI	S	Opponent	Score	RPI	S	Opponent	Score	RPI	S	Opponent	Score		
				47	A	Texas Tech	0 8	68	A	South Fla.	0 7		
										152	A	Southern Miss.	0 8
										220	A	Arkansas St.	0 5
										222	A	North Florida	1 10
										269	A	UALR	0 4
										270	A	La.-Monroe	0 4
										286	N	Fla. Atlantic	0 10
										308	A	Mississippi Val.	1 2
										312	A	Alcorn	1 3
										326	A	Grambling	0 0
<hr/>													
LAST 10 GAMES													
				326	A	Grambling	0 0	308	A	Mississippi Val.	1 2		
				220	A	Arkansas St.	0 5	312	A	Alcorn	1 3		
				286	N	Fla. Atlantic	0 10	47	A	Texas Tech	0 8		
				222	A	North Florida	1 10	152	A	Southern Miss.	0 8		
				270	A	La.-Monroe	0 4	269	A	UALR	0 4		

Non-Div. I Games:

Lyon

2

3

Williams Baptist

9

0

Central Baptist

2

0

Ark.-Pine Bluff



Average RPI Win:	0	WON-LOST	WINNING	LAST 10	STRENGTH OF	OPP. STRENGTH	TEAM	ADJ	CONF.	ADJ CONF.		
Average RPI Loss:	251	RECORD	PCT. RANK	GAMES	SCHEDULE	OF SCHEDULE	RPI	RPI	RPI	RPI		
DIV. I ONLY		0-4-2	.16667 312	0-4-2	327	321	327	.28512 326	32	32		
DIV. I NON-CONF.		0-3-0	0 316	0-3-0	267	291	324	.32038 324	32	32		
<hr/>												
TOTALS	RPI 1-25	RPI 26-50		W-L RECORDS		RPI 51-100		RPI 101-150		RPI 150+		
0-4-2	0-0-0	0-0-0		OVERALL		0-0-0		0-0-0		0-4-2		
0-1-1	0-0-0	0-0-0		HOME		0-0-0		0-0-0		0-1-1		
0-3-1	0-0-0	0-0-0		AWAY		0-0-0		0-0-0		0-3-1		
0-0-0	0-0-0	0-0-0		NEUTRAL		0-0-0		0-0-0		0-0-0		
<hr/>												
0-3-0	0-0-0	0-0-0		NON-CONFERENCE		0-0-0		0-0-0		0-3-0		
0-1-0	0-0-0	0-0-0		HOME		0-0-0		0-0-0		0-1-0		
0-2-0	0-0-0	0-0-		AWAY		0-0-0		0-0-0		0-2-0		
0-0-0	0-0-0	0-0-0		NEUTRAL		0-0-0		0-0-0		0-0-0		
<hr/>												
0-1-2	0-0-0	0-0-0		CONFERENCE		0-0-0		0-0-0		0-1-2		
0-0-1	0-0-0	0-0-0		HOME		0-0-0		0-0-0		0-0-1		
0-1-1	0-0-0	0-0-0		AWAY		0-0-0		0-0-0		0-1-1		
0-0-0	0-0-0	0-0-0		NEUTRAL		0-0-0		0-0-0		0-0-0		
<hr/>												
RPI S	Opponent	Score	RPI S	Opponent	Score	RPI S	Opponent	Score	RPI S	Opponent	Score	
						206 H Louisiana Tech					0	6
						220 A Arkansas St.					0	7
						270 A La.-Monroe					0	9
						308 A Mississippi Val.					0	4
						312 A Alcorn					1	1
						325 H Ark.-Pine Bluff					0	0
<hr/>												
			LAST 10 GAMES									
			206 H Louisiana Tech			0	6	312 A Alcorn			1	1
			220 A Arkansas St.			0	7	308 A Mississippi Val.			0	4
			270 A La.-Monroe			0	9	325 H Ark.-Pine Bluff			0	0

**Non-Div. I Games:**

## Grambling



Average RPI Win:  
Average RPI Loss:0  
254WON-LOST  
RECORDWINNING  
PCT. RANKLAST 10  
GAMESSTRENGTH OF  
SCHEDULEOPP. STRENGTH  
OF SCHEDULETEAM  
RPIADJ  
RPICONF.  
RPIADJ CONF.  
RPI

DIV. I ONLY

0-9-0

0 324

0-7-0

303

326

326

.27892 327

32

32

DIV. I NON-CONF.

0-6-0

0 316

0-4-0

185

326

316

.32747 321

32

32

TOTALS

RPI 1-25

RPI 26-50

W-L RECORDS

RPI 51-100

RPI 101-150

RPI 150+

0-9-0

0-0-0

0-0-0

OVERALL

0-0-0

0-2-0

0-7-0

0-2-0

0-0-0

0-0-0

HOME

0-0-0

0-1-0

0-1-0

0-6-0

0-0-0

0-0-0

AWAY

0-0-0

0-1-0

0-5-0

0-1-0

0-0-0

0-0-0

NEUTRAL

0-0-0

0-0-0

0-1-0

0-6-0

0-0-0

0-0-0

NON-CONFERENCE

0-0-0

0-2-0

0-4-0

0-2-0

0-0-0

0-0-0

HOME

0-0-0

0-1-0

0-1-0

0-3-0

0-0-0

0-0-

AWAY

0-0-0

0-1-0

0-2-0

0-1-0

0-0-0

0-0-0

NEUTRAL

0-0-0

0-0-0

0-1-0

0-3-0

0-0-0

0-0-0

CONFERENCE

0-0-0

0-0-0

0-3-0

0-0-0

0-0-0

0-0-0

HOME

0-0-0

0-0-0

0-0-0

0-3-0

0-0-0

0-0-0

AWAY

0-0-0

0-0-0

0-3-0

0-0-0

0-0-0

0-0-0

NEUTRAL

0-0-0

0-0-0

0-0-0

RPI S Opponent

Score

RPI S Opponent

Score

RPI S Opponent

Score

RPI S Opponent

Score

111 H North Texas

1

9

121 A Southeastern La.

0

4

258 A Sam Houston St.

0

6

261 A McNeese St.

2

12

296 N Campbell

3

4

299 H South Carolina St.

2

3

307 A Southern U.

2

3

313 A Prairie View

0

5

317 A Jackson St.

1

2

LAST 10 GAMES

313 A Prairie View

0

5

307 A Southern U.

2

3

317 A Jackson St.

1

2

299 H South Carolina St.

2

3

258 A Sam Houston St.

0

6

121 A Southeastern La.

0

4

111 H North Texas

1

9

296 N Campbell

3

4

261 A McNeese St.

2

12

Non-Div. I Games:

St. Mary's (TX)

1

4

St. Edward's

2

8

Incarnate Word

1

7

Texas Southern