

Average RPI Win:		49	WON-LOST RECORD		WINNING PCT. RANK		LAST 10 GAMES		STRENGTH OF SCHEDULE		OPP. STRENGTH OF SCHEDULE		TEAM RPI		ADJ RPI		CONF. RPI		ADJ CONF. RPI	
Average RPI Loss:		27	13- 2		.86667 12		9- 1		3		1		1		.75213 1		3		3	
DIV. I ONLY			7- 2		.77778 48		3- 1		2		1		1		.74974 1		3		3	
DIV. I NON-CONF.																				
TOTALS		RPI 1-25		RPI 26-50		W-L RECORDS		RPI 51-100		RPI 101-150		RPI 150+								
13- 2		7- 1		2- 1		OVERALL		2- 0		1- 0		1- 0								
6- 0		4- 0		1- 0		HOME		0- 0		0- 0		1- 0								
5- 1		2- 1		1- 0		AWAY		2- 0		0- 0		0- 0								
2- 1		1- 0		0- 1		NEUTRAL		0- 0		1- 0		0- 0								
7- 2		5- 1		1- 1		NON-CONFERENCE		0- 0		1- 0		0- 0								
3- 0		3- 0		0- 0		HOME		0- 0		0- 0		0- 0								
2- 1		1- 1		1- 0		AWAY		0- 0		0- 0		0- 0								
2- 1		1- 0		0- 1		NEUTRAL		0- 0		1- 0		0- 0								
6- 0		2- 0		1- 0		CONFERENCE		2- 0		0- 0		1- 0								
3- 0		1- 0		1- 0		HOME		0- 0		0- 0		1- 0								
3- 0		1- 0		0- 0		AWAY		2- 0		0- 0		0- 0								
0- 0		0- 0		0- 0		NEUTRAL		0- 0		0- 0		0- 0								
RPI	S	Opponent		Score		RPI	S	Opponent		Score		RPI	S	Opponent		Score				
2	H	Penn St.		3	2	31	A	LSU		3	0	68	A	TCU		3	0			
8	H	Stanford		3	1	40	H	Iowa St.		3	1	86	A	Baylor		3	1			
9	A	Hawaii		1	3	44	N	Arizona St.		0	3									
10	A	Kansas		3	1															
13	H	Nebraska		3	2															
15	H	Oklahoma		3	0															
20	N	San Diego		3	2															
25	A	Illinois		3	2															
						LAST 10 GAMES														
						40 H Iowa St.						15 H Oklahoma								
						10 A Kansas						68 A TCU								
						197 H Texas Tech						13 H Nebraska								
						31 A LSU						25 A Illinois								
						86 A Baylor						44 N Arizona St.								

Non-Div. I Games:

Texas

Average RPI Win:		74	WON-LOST RECORD		WINNING PCT. RANK		LAST 10 GAMES		STRENGTH OF SCHEDULE		OPP. STRENGTH OF SCHEDULE		TEAM RPI		ADJ RPI		CONF. RPI		ADJ CONF. RPI		
DIV. I ONLY			16- 2		.88889		10		9- 1		7		3		2		.73448		2		
DIV. I NON-CONF.			9- 1		.9		24		2- 0		11		15		4		.71059		4		
TOTALS		RPI 1-25		RPI 26-50		W-L RECORDS		RPI 51-100		RPI 101-150		RPI 150+									
16- 2		5- 2		4- 0		OVERALL		2- 0		2- 0		3- 0									
8- 1		2- 1		2- 0		HOME		1- 0		0- 0		3- 0									
5- 1		1- 1		2- 0		AWAY		0- 0		2- 0		0- 0									
3- 0		2- 0		0- 0		NEUTRAL		1- 0		0- 0		0- 0									
9- 1		2- 1		1- 0		NON-CONFERENCE		2- 0		1- 0		3- 0									
5- 0		0- 0		1- 0		HOME		1- 0		0- 0		3- 0									
1- 1		0- 1		0- 0		AWAY		0- 0		1- 0		0- 0									
3- 0		2- 0		0- 0		NEUTRAL		1- 0		0- 0		0- 0									
7- 1		3- 1		3- 0		CONFERENCE		0- 0		1- 0		0- 0									
3- 1		2- 1		1- 0		HOME		0- 0		0- 0		0- 0									
4- 0		1- 0		2- 0		AWAY		0- 0		1- 0		0- 0									
0- 0		0- 0		0- 0		NEUTRAL		0- 0		0- 0		0- 0									
RPI	S	Opponent		Score		RPI	S	Opponent		Score		RPI	S	Opponent		Score					
1	A	Texas		2	3	27	H	Michigan		3	1	57	H	Louisville		3	0				
3	N	Florida		3	0	35	A	Purdue		3	2	64	N	Central Ark.		3	0				
11	H	Wisconsin		3	0	42	A	Northwestern		3	0			FGCU		3	0				
12	H	Minnesota		3	2	46	H	Yale		3	0			Syracuse		3	0				
14	H	Michigan St.		2	3									Eastern Ky.		3	0				
16	N	Marquette		3	0									Albany (NY)		3	0				
25	A	Illinois		3	2																
LAST 10 GAMES																					
42 A Northwestern						3	0	108 A Indiana						3	0						
25 A Illinois						3	2	27 H Michigan						3	1						
11 H Wisconsin						3	0	14 H Michigan St.						2	3						
12 H Minnesota						3	2	46 H Yale						3	0						
35 A Purdue						3	2	183 H Eastern Ky.						3	0						

Average RPI Win:	86	WON-LOST RECORD	WINNING PCT. RANK	LAST 10 GAMES	STRENGTH OF SCHEDULE	OPP. STRENGTH OF SCHEDULE	TEAM RPI	ADJ RPI	CONF. RPI	ADJ CONF. RPI	
DIV. I ONLY		18- 2	.9 7	9- 1	8	13	3	.72907	3	4	4
DIV. I NON-CONF.		11- 1	.91667 14	2- 0	15	25	5	.70587	5	4	4
<hr/>											
TOTALS	RPI 1-25	RPI 26-50		W-L RECORDS	RPI 51-100		RPI 101-150		RPI 150+		
18- 2	5- 2	3- 0		OVERALL	4- 0		3- 0		3- 0		
10- 0	2- 0	2- 0		HOME	1- 0		2- 0		3- 0		
6- 1	2- 1	1- 0		AWAY	2- 0		1- 0		0- 0		
2- 1	1- 1	0- 0		NEUTRAL	1- 0		0- 0		0- 0		
11- 1	3- 1	1- 0		NON-CONFERENCE	2- 0		2- 0		3- 0		
7- 0	1- 0	1- 0		HOME	0- 0		2- 0		3- 0		
2- 0	1- 0	0- 0		AWAY	1- 0		0- 0		0- 0		
2- 1	1- 1	0- 0		NEUTRAL	1- 0		0- 0		0- 0		
7- 1	2- 1	2- 0		CONFERENCE	2- 0		1- 0		0- 0		
3- 0	1- 0	1- 0		HOME	1- 0		0- 0		0- 0		
4- 1	1- 1	1- 0		AWAY	1- 0		1- 0		0- 0		
0- 0	0- 0	0- 0		NEUTRAL	0- 0		0- 0		0- 0		
<hr/>											
RPI S	Opponent	Score		RPI S	Opponent	Score		RPI S	Opponent	Score	
2 N	Penn St.	0	3	30 H	Georgia	3	0	58 H	Texas A&M	3	0
7 A	Missouri	1	3	32 H	Florida St.	3	0	73 A	UTSA	3	0
8 N	Stanford	3	1	37 A	Alabama	3	0	91 N	Milwaukee	3	0
16 A	Marquette	3	0					100 A	Ole Miss	3	0
18 H	Kentucky	3	0								
19 H	Duke	3	0								
23 A	Arkansas	3	1								
				</							

Non-Div. I Games:

Florida

Average RPI Win:	78	WON-LOST RECORD	WINNING PCT. RANK	LAST 10 GAMES	STRENGTH OF SCHEDULE	OPP. STRENGTH OF SCHEDULE	TEAM RPI	ADJ RPI	CONF. RPI	ADJ CONF. RPI		
DIV. I ONLY		17- 2	.89474	9	9- 1	14	8	6	.71115	4	1	1
DIV. I NON-CONF.		10- 1	.90909	21	2- 0	45	30	10	.67611	8	2	2
<hr/>												
TOTALS	RPI 1-25	RPI 26-50		W-L RECORDS		RPI 51-100		RPI 101-150		RPI 150+		
17- 2	3- 2	5- 0		OVERALL		5- 0		2- 0		2- 0		
5- 0	1- 0	2- 0		HOME		1- 0		1- 0		0- 0		
7- 2	2- 2	3- 0		AWAY		1- 0		1- 0		0- 0		
5- 0	0- 0	0- 0		NEUTRAL		3- 0		0- 0		2- 0		
10- 1	1- 1	1- 0		NON-CONFERENCE		4- 0		2- 0		2- 0		
2- 0	0- 0	0- 0		HOME		1- 0		1- 0		0- 0		
3- 1	1- 1	1- 0		AWAY		0- 0		1- 0		0- 0		
5- 0	0- 0	0- 0		NEUTRAL		3- 0		0- 0		2- 0		
7- 1	2- 1	4- 0		CONFERENCE		1- 0		0- 0		0- 0		
3- 0	1- 0	2- 0		HOME		0- 0		0- 0		0- 0		
4- 1	1- 1	2- 0		AWAY		1- 0		0- 0		0- 0		
0- 0	0- 0	0- 0		NEUTRAL		0- 0		0- 0		0- 0		
RPI S	Opponent	Score	RPI S	Opponent	Score	RPI S	Opponent	Score	RPI S	Opponent	Score	
8 H	Stanford	3 0	28 A	Oregon	3 0	59 N	Western Ky.	3 0	110 A	Northern Ill.	3 1	
16 A	Marquette	3 0	29 H	California	3 2	63 N	UC Santa Barbara	3 1	142 H	Cal St. Fullerton	3 0	
17 A	Arizona	0 3	34 H	UCLA	3 1	68 N	TCU	3 1	212 N	Eastern Wash.	3 0	
20 A	San Diego	1 3	35 A	Purdue	3 1	78 H	UC Irvine	3 0	280 N	Alabama A&M	3 0	
22 A	Utah	3 0	44 A	Arizona St.	3 0	94 A	Oregon St.	3 0				

Non-Div. I Games:

Southern California

Average RPI Win:	71	WON-LOST RECORD		WINNING PCT. RANK		LAST 10 GAMES		STRENGTH OF SCHEDULE		OPP. STRENGTH OF SCHEDULE		TEAM RPI		ADJ RPI		CONF. RPI		ADJ CONF. RPI					
DIV. I ONLY		14- 4		.77778	35	7- 3		2		28		4		.70782	5	5		5					
DIV. I NON-CONF.		9- 3		.75	56	2- 2		4		29		6		.68884	6	6		6					
TOTALS		RPI 1-25		RPI 26-50		W-L RECORDS		RPI 51-100		RPI 101-150		RPI 150+											
14- 4		2- 1		3- 3		OVERALL		5- 0		3- 0		1- 0											
7- 1		2- 0		1- 1		HOME		1- 0		2- 0		1- 0											
4- 1		0- 0		1- 1		AWAY		2- 0		1- 0		0- 0											
3- 2		0- 1		1- 1		NEUTRAL		2- 0		0- 0		0- 0											
9- 3		1- 1		2- 2		NON-CONFERENCE		3- 0		2- 0		1- 0											
3- 1		1- 0		0- 1		HOME		0- 0		1- 0		1- 0											
3- 0		0- 0		1- 0		AWAY		1- 0		1- 0		0- 0											
3- 2		0- 1		1- 1		NEUTRAL		2- 0		0- 0		0- 0											
5- 1		1- 0		1- 1		CONFERENCE		2- 0		1- 0		0- 0											
4- 0		1- 0		1- 0		HOME		1- 0		1- 0		0- 0											
1- 1		0- 0		0- 1		AWAY		1- 0		0- 0		0- 0											
0- 0		0- 0		0- 0		NEUTRAL		0- 0		0- 0		0- 0											
RPI	S	Opponent		Score		RPI	S	Opponent		Score		RPI	S	Opponent		Score		RPI	S	Opponent		Score	
9	N	Hawaii		2	3	26	N	BYU		3	1	55	N	Cal St. Northridge		3	0	124	H	DePaul		3	1
10	H	Kansas		3	1	29	H	California		0	3	56	A	Xavier		3	1	129	H	South Fla.		3	0
16	H	Marquette		3	0	34	N	UCLA		1	3	56	H	Xavier		3	2	135	A	Denver		3	2
						39	A	Wichita St.		3	2	69	N	South Dakota		3	0	166	H	Northern Colo.		3	0
						49	A	Butler		1	3	70	A	Bowling Green		3	0						
						49	H	Butler		3	1												
						LAST 10 GAMES																	
						49	H	Butler		3	1	49	A	Butler		1	3						
						56	H	Xavier		3	2	39	A	Wichita St.		3	2						
						16	H	Marquette		3	0	69	N	South Dakota		3	0						
						124	H	DePaul		3	1	9	N	Hawaii		2	3						
						56	A	Xavier		3	1	34	N	UCLA		1	3						

Non-Div. I Games:

Creighton

Average RPI Win: 86		WON-LOST	WINNING	LAST 10	STRENGTH OF		OPP. STRENGTH	TEAM	ADJ	CONF.	ADJ CONF.
Average RPI Loss: 51		RECORD	PCT. RANK	GAMES	SCHEDULE		OF SCHEDULE	RPI	RPI	RPI	RPI
DIV. I ONLY		15- 1	.9375	4	26		11	7	.70663	6	1
DIV. I NON-CONF.		8- 0	1	1	152		54	25	.64387	25	2
TOTALS		RPI 1-25	RPI 26-50		W-L RECORDS		RPI 51-100		RPI 101-150		RPI 150+
15- 1	4- 0	3- 0		OVERALL		3- 1		2- 0		3- 0	
7- 0	2- 0	2- 0		HOME		1- 0		0- 0		2- 0	
6- 1	2- 0	1- 0		AWAY		2- 1		0- 0		1- 0	
2- 0	0- 0	0- 0		NEUTRAL		0- 0		2- 0		0- 0	
8- 0	1- 0	0- 0		NON-CONFERENCE		2- 0		2- 0		3- 0	
3- 0	0- 0	0- 0		HOME		1- 0		0- 0		2- 0	
3- 0	1- 0	0- 0		AWAY		1- 0		0- 0		1- 0	
2- 0	0- 0	0- 0		NEUTRAL		0- 0		2- 0		0- 0	
7- 1	3- 0	3- 0		CONFERENCE		1- 1		0- 0		0- 0	
4- 0	2- 0	2- 0		HOME		0- 0		0- 0		0- 0	
3- 1	1- 0	1- 0		AWAY		1- 1		0- 0		0- 0	
0- 0	0- 0	0- 0		NEUTRAL		0- 0		0- 0		0- 0	
RPI S	Opponent	Score		RPI S	Opponent	Score		RPI S	Opponent	Score	
8 H	Stanford	3 2		28 A	Oregon	3 1		51 A	Colorado	1 3	
17 H	Arizona	3 1		29 H	California	3 0		52 A	Washington St.	3 0	
22 A	Utah	3 0		44 H	Arizona St.	3 0		55 H	Cal St. Northridge	3 1	
25 A	Illinois	3 1						92 A	Portland St.	3 0	

Average RPI Win: 107		WON-LOST RECORD	WINNING PCT. RANK		LAST 10 GAMES	STRENGTH OF SCHEDULE		OPP. STRENGTH OF SCHEDULE		TEAM RPI	ADJ RPI		CONF. RPI	ADJ CONF. RPI			
Average RPI Loss: 0																	
DIV. I ONLY		23- 0	1	1	10- 0	34		42		5	.7049	7	4	4			
DIV. I NON-CONF.		16- 0	1	1	3- 0	74		68		8	.67462	9	4	4			
TOTALS		RPI 1-25		RPI 26-50		W-L RECORDS		RPI 51-100		RPI 101-150		RPI 150+					
23- 0		2- 0		4- 0		OVERALL		6- 0		4- 0		7- 0					
14- 0		1- 0		2- 0		HOME		4- 0		4- 0		3- 0					
5- 0		1- 0		1- 0		AWAY		0- 0		0- 0		3- 0					
4- 0		0- 0		1- 0		NEUTRAL		2- 0		0- 0		1- 0					
16- 0		0- 0		2- 0		NON-CONFERENCE		5- 0		3- 0		6- 0					
9- 0		0- 0		0- 0		HOME		3- 0		3- 0		3- 0					
3- 0		0- 0		1- 0		AWAY		0- 0		0- 0		2- 0					
4- 0		0- 0		1- 0		NEUTRAL		2- 0		0- 0		1- 0					
7- 0		2- 0		2- 0		CONFERENCE		1- 0		1- 0		1- 0					
5- 0		1- 0		2- 0		HOME		1- 0		1- 0		0- 0					
2- 0		1- 0		0- 0		AWAY		0- 0		0- 0		1- 0					
0- 0		0- 0		0- 0		NEUTRAL		0- 0		0- 0		0- 0					
RPI	S	Opponent		Score		RPI	S	Opponent		Score		RPI	S	Opponent		Score	
3	H	Florida		3 1		30	H	Georgia		3 1		54	N	Colgate		3 0	
23	A	Arkansas		3 1		37	H	Alabama		3 1		65	H	Middle Tenn.		3 0	
						42	N	North Carolina St.		3 0		69	H	South Dakota		3 0	
						46	A	Yale		3 1		75	H	Auburn		3 0	
												97	H	Pittsburgh		3 1	
												98	N	Seton Hall		3 0	

Non-Div. I Games:

Missouri

Average RPI Win:		70	WON-LOST RECORD		WINNING PCT. RANK		LAST 10 GAMES		STRENGTH OF SCHEDULE		OPP. STRENGTH OF SCHEDULE		TEAM RPI		ADJ RPI		CONF. RPI		ADJ CONF. RPI	
DIV. I ONLY			13- 4		.76471 38		8- 2		5		4		8		.70261 8		1		1	
DIV. I NON-CONF.			7- 2		.77778 48		2- 0		17		13		15		.66542 15		2		2	
TOTALS		RPI 1-25		RPI 26-50		W-L RECORDS		RPI 51-100		RPI 101-150		RPI 150+								
13- 4		1- 4		4- 0		OVERALL		5- 0		2- 0		1- 0								
6- 0		1- 0		1- 0		HOME		2- 0		2- 0		0- 0								
4- 3		0- 3		2- 0		AWAY		2- 0		0- 0		0- 0								
3- 1		0- 1		1- 0		NEUTRAL		1- 0		0- 0		1- 0								
7- 2		0- 2		1- 0		NON-CONFERENCE		3- 0		2- 0		1- 0								
3- 0		0- 0		0- 0		HOME		1- 0		2- 0		0- 0								
1- 1		0- 1		0- 0		AWAY		1- 0		0- 0		0- 0								
3- 1		0- 1		1- 0		NEUTRAL		1- 0		0- 0		1- 0								
6- 2		1- 2		3- 0		CONFERENCE		2- 0		0- 0		0- 0								
3- 0		1- 0		1- 0		HOME		1- 0		0- 0		0- 0								
3- 2		0- 2		2- 0		AWAY		1- 0		0- 0		0- 0								
0- 0		0- 0		0- 0		NEUTRAL		0- 0		0- 0		0- 0								
RPI	S	Opponent		Score		RPI	S	Opponent		Score		RPI	S	Opponent		Score				
1	A	Texas		1	3	29	A	California		3	1	51	H	Colorado		3	0			
3	N	Florida		1	3	34	A	UCLA		3	0	52	A	Washington St.		3	0			
4	A	Southern California		0	3	44	H	Arizona St.		3	0	53	H	St. Mary's (CA)		3	1			
6	A	Washington		2	3	46	N	Yale		3	0	63	A	UC Santa Barbara		3	0			
22	H	Utah		3	0							79	N	Army		3	0			
LAST 10 GAMES																				
6	A	Washington		2	3	34	A	UCLA		3	0									
52	A	Washington St.		3	0	44	H	Arizona St.		3	0									
51	H	Colorado		3	0	29	A	California		3	1									
22	H	Utah		3	0	53	H	St. Mary's (CA)		3	1									
4	A	Southern California		0	3	126	H	Cal Poly		3	0									

Non-Div. I Games:

Stanford

Average RPI Win:	89	WON-LOST RECORD	WINNING PCT. RANK	LAST 10 GAMES	STRENGTH OF SCHEDULE	OPP. STRENGTH OF SCHEDULE	TEAM RPI	ADJ RPI	CONF. RPI	ADJ CONF. RPI			
DIV. I ONLY		16- 2	.88889	10	9- 1	29	18	9	.69286	9	8	8	
DIV. I NON-CONF.		11- 1	.91667	14	4- 0	3	7	2	.74611	2	8	8	
<hr/>													
TOTALS	RPI 1-25	RPI 26-50		W-L RECORDS		RPI 51-100		RPI 101-150		RPI 150+			
16- 2	3- 1	3- 0		OVERALL		3- 1		6- 0		1- 0			
11- 2	2- 1	2- 0		HOME		1- 1		5- 0		1- 0			
3- 0	0- 0	1- 0		AWAY		1- 0		1- 0		0- 0			
2- 0	1- 0	0- 0		NEUTRAL		1- 0		0- 0		0- 0			
11- 1	3- 1	3- 0		NON-CONFERENCE		2- 0		3- 0		0- 0			
8- 1	2- 1	2- 0		HOME		1- 0		3- 0		0- 0			
1- 0	0- 0	1- 0		AWAY		0- 0		0- 0		0- 0			
2- 0	1- 0	0- 0		NEUTRAL		1- 0		0- 0		0- 0			
5- 1	0- 0	0- 0		CONFERENCE		1- 1		3- 0		1- 0			
3- 1	0- 0	0- 0		HOME		0- 1		2- 0		1- 0			
2- 0	0- 0	0- 0		AWAY		1- 0		1- 0		0- 0			
0- 0	0- 0	0- 0		NEUTRAL		0- 0		0- 0		0- 0			
<hr/>													
RPI S	Opponent	Score	RPI S	Opponent	Score	RPI S	Opponent	Score	RPI S	Opponent	Score		
1 H	Texas	3 1	34 H	UCLA	3 0	63 H	UC Santa Barbara	2 3	102 A	Long Beach St.	3 0		
5 N	Creighton	3 2	39 A	Wichita St.	3 0	69 N	South Dakota	3 0	118 H	Santa Clara	3 1		
17 H	Arizona	3 1	42 H	Northwestern	3 0	78 A	UC Irvine	3 1	120 H	UTEP	3 0		
20 H	San Diego	2 3				92 H	Portland St.	3 0	126 H	Cal Poly	3 0		
									142 H	Cal St. Fullerton	3 0		
									143 H	New Mexico St.	3 0		
									293 H	UC Riverside	3 0		
LAST 10 GAMES													
126 H Cal Poly						3	0	142 H Cal St. Fullerton				3	0
63 H UC Santa Barbara						2	3	39 A Wichita St.				3	0
78 A UC Irvine						3	1	5 N Creighton				3	2
102 A Long Beach St.						3	0	69 N South Dakota				3	0
293 H UC Riverside						3	0	17 H Arizona				3	1

Non-Div. I Games:

Hawaii

Average RPI Win:	90	WON-LOST RECORD	WINNING PCT. RANK	LAST 10 GAMES	STRENGTH OF SCHEDULE	OPP. STRENGTH OF SCHEDULE	TEAM RPI	ADJ RPI	CONF. RPI	ADJ CONF. RPI					
DIV. I ONLY		16- 4	.8	26	9- 1	18	6	11	.68503	10	3	3			
DIV. I NON-CONF.		10- 3	.76923	52	3- 0	33	5	21	.66159	17	3	3			
<hr/>															
TOTALS	RPI 1-25	RPI 26-50		W-L RECORDS		RPI 51-100		RPI 101-150		RPI 150+					
16- 4	4- 3	2- 0		OVERALL		6- 1		1- 0		3- 0					
5- 2	1- 2	1- 0		HOME		2- 0		0- 0		1- 0					
8- 1	3- 1	1- 0		AWAY		2- 0		1- 0		1- 0					
3- 1	0- 0	0- 0		NEUTRAL		2- 1		0- 0		1- 0					
10- 3	3- 2	1- 0		NON-CONFERENCE		3- 1		1- 0		2- 0					
3- 1	0- 1	1- 0		HOME		1- 0		0- 0		1- 0					
4- 1	3- 1	0- 0		AWAY		0- 0		1- 0		0- 0					
3- 1	0- 0	0- 0		NEUTRAL		2- 1		0- 0		1- 0					
6- 1	1- 1	1- 0		CONFERENCE		3- 0		0- 0		1- 0					
2- 1	1- 1	0- 0		HOME		1- 0		0- 0		0- 0					
4- 0	0- 0	1- 0		AWAY		2- 0		0- 0		1- 0					
0- 0	0- 0	0- 0		NEUTRAL		0- 0		0- 0		0- 0					
RPI	S	Opponent	Score	RPI	S	Opponent	Score	RPI	S	Opponent	Score	RPI	S	Opponent	Score
1	H	Texas	1 3	30	H	Georgia	3 0	64	N	Central Ark.	1 3	144	A	UMKC	3 1
5	A	Creighton	1 3	38	A	Kansas St.	3 0	67	A	West Virginia	3 1	197	A	Texas Tech	3 0
11	A	Wisconsin	3 2					68	H	TCU	3 0	229	H	North Dakota St.	3 0
15	H	Oklahoma	3 0					70	N	Bowling Green	3 2	269	N	Morgan St.	3 0
17	A	Arizona	3 1					84	H	Notre Dame	3 1				
23	A	Arkansas	3 2					86	A	Baylor	3 1				
23	H	Arkansas	2 3					91	N	Milwaukee	3 0				
				LAST 10 GAMES											
				67 A West Virginia 3 1				38 A Kansas St. 3 0							
				197 A Texas Tech 3 0				68 H TCU 3 0							
				1 H Texas 1 3				84 H Notre Dame 3 1							
				15 H Oklahoma 3 0				30 H Georgia 3 0							
				86 A Baylor 3 1				229 H North Dakota St. 3 0							

Non-Div. I Games:

Kansas

Average RPI Win:	90	WON-LOST	WINNING	LAST 10	STRENGTH OF	OPP. STRENGTH	TEAM	ADJ	CONF.	ADJ CONF.	
Average RPI Loss:	13	RECORD	PCT. RANK	GAMES	SCHEDULE	OF SCHEDULE	RPI	RPI	RPI	RPI	
DIV. I ONLY	16- 4	.8	26	7- 3	10	17	10	.68062	11	2	2
DIV. I NON-CONF.	11- 1	.91667	14	2- 0	36	35	7	.68025	7	1	1
<hr/>											
TOTALS	RPI 1-25	RPI 26-50		W-L RECORDS		RPI 51-100		RPI 101-150		RPI 150+	
16- 4	1- 3	4- 1		OVERALL		7- 0		1- 0		3- 0	
5- 2	1- 1	1- 1		HOME		2- 0		1- 0		0- 0	
5- 2	0- 2	2- 0		AWAY		2- 0		0- 0		1- 0	
6- 0	0- 0	1- 0		NEUTRAL		3- 0		0- 0		2- 0	
11- 1	0- 1	2- 0		NON-CONFERENCE		6- 0		0- 0		3- 0	
2- 1	0- 1	0- 0		HOME		2- 0		0- 0		0- 0	
3- 0	0- 0	1- 0		AWAY		1- 0		0- 0		1- 0	
6- 0	0- 0	1- 0		NEUTRAL		3- 0		0- 0		2- 0	
5- 3	1- 2	2- 1		CONFERENCE		1- 0		1- 0		0- 0	
3- 1	1- 0	1- 1		HOME		0- 0		1- 0		0- 0	
2- 2	0- 2	1- 0		AWAY		1- 0		0- 0		0- 0	
0- 0	0- 0	0- 0		NEUTRAL		0- 0		0- 0		0- 0	
<hr/>											
RPI S	Opponent	Score		RPI S	Opponent	Score		RPI S	Opponent	Score	
2 A	Penn St.	0	3	27 H	Michigan	0	3	54 N	Colgate	3	0
10 H	Kansas	2	3	33 A	Ohio St.	3	2	57 N	Louisville	3	0
13 A	Nebraska	2	3	35 H	Purdue	3	0	70 H	Bowling Green	3	0
14 H	Michigan St.	3	1	42 A	North Carolina St.	3	1	71 A	Pepperdine	3	1
				50 N	VCU	3	2	72 N	UNI	3	2
								91 H	Milwaukee	3	1
								96 A	Iowa	3	1
<hr/>											
				LAST 10 GAMES							
				14 H Michigan St.				96 A Iowa			
				27 H Michigan				108 H Indiana			
				2 A Penn St.				35 H Purdue			
				33 A Ohio St.				50 N VCU			
				13 A Nebraska				54 N Colgate			

Non-Div. I Games:

Wisconsin

Average RPI Win:	127	WON-LOST RECORD	WINNING PCT. RANK	LAST 10 GAMES	STRENGTH OF SCHEDULE	OPP. STRENGTH OF SCHEDULE	TEAM RPI	ADJ RPI	CONF. RPI	ADJ CONF. RPI		
Average RPI Loss:	11											
DIV. I ONLY		18- 3	.85714	14	8- 2	22	53	12	.67801	12	2	2
DIV. I NON-CONF.		12- 1	.92308	11	2- 0	62	146	20	.65229	23	1	1
<hr/>												
TOTALS	RPI 1-25	RPI 26-50		W-L RECORDS		RPI 51-100		RPI 101-150		RPI 150+		
18- 3	2- 3	4- 0		OVERALL		2- 0		2- 0		8- 0		
7- 0	2- 0	3- 0		HOME		0- 0		1- 0		1- 0		
5- 3	0- 3	1- 0		AWAY		1- 0		1- 0		2- 0		
6- 0	0- 0	0- 0		NEUTRAL		1- 0		0- 0		5- 0		
<hr/>												
12- 1	1- 1	1- 0		NON-CONFERENCE		1- 0		1- 0		8- 0		
3- 0	1- 0	1- 0		HOME		0- 0		0- 0		1- 0		
3- 1	0- 1	0- 0		AWAY		0- 0		1- 0		2- 0		
6- 0	0- 0	0- 0		NEUTRAL		1- 0		0- 0		5- 0		
<hr/>												
6- 2	1- 2	3- 0		CONFERENCE		1- 0		1- 0		0- 0		
4- 0	1- 0	2- 0		HOME		0- 0		1- 0		0- 0		
2- 2	0- 2	1- 0		AWAY		1- 0		0- 0		0- 0		
0- 0	0- 0	0- 0		NEUTRAL		0- 0		0- 0		0- 0		
<hr/>												
RPI S	Opponent	Score		RPI S	Opponent	Score		RPI S	Opponent	Score		
2 A	Penn St.	2	3	27 H	Michigan	3	1	57 N	Louisville	3	0	
13 A	Nebraska	0	3	33 A	Ohio St.	3	0	96 A	Iowa	3	2	
14 H	Michigan St.	3	2	35 H	Purdue	3	0					
18 A	Kentucky	2	3	47 H	Ball St.	3	0					
19 H	Duke	3	0									
<hr/>												
				LAST 10 GAMES								
				27 H	Michigan	3	1	13 A	Nebraska	0	3	
				14 H	Michigan St.	3	2	35 H	Purdue	3	0	
				33 A	Ohio St.	3	0	108 H	Indiana	3	0	
				2 A	Penn St.	2	3	228 A	Dartmouth	3	0	
				96 A	Iowa	3	2	172 N	Connecticut	3	1	

Non-Div. I Games:

Minnesota

Average RPI Win:	81	WON-LOST	WINNING	LAST 10	STRENGTH OF	OPP. STRENGTH	TEAM	ADJ	CONF.	ADJ CONF.				
Average RPI Loss:	31	RECORD	PCT. RANK	GAMES	SCHEDULE	OF SCHEDULE	RPI	RPI	RPI	RPI				
DIV. I ONLY		13- 4	.76471	38	7- 3	20	5	14	.67327	13	2	2		
DIV. I NON-CONF.		7- 2	.77778	48	1- 1	60	23	31	.63342	32	1	1		
<hr/>														
TOTALS	RPI 1-25	RPI 26-50		W-L RECORDS		RPI 51-100		RPI 101-150		RPI 150+				
13- 4	3- 2	4- 1		OVERALL		1- 1		3- 0		2- 0				
8- 1	2- 0	2- 1		HOME		1- 0		3- 0		0- 0				
4- 2	1- 2	2- 0		AWAY		0- 0		0- 0		1- 0				
1- 1	0- 0	0- 0		NEUTRAL		0- 1		0- 0		1- 0				
<hr/>														
7- 2	0- 1	2- 0		NON-CONFERENCE		1- 1		2- 0		2- 0				
5- 0	0- 0	2- 0		HOME		1- 0		2- 0		0- 0				
1- 1	0- 1	0- 0		AWAY		0- 0		0- 0		1- 0				
1- 1	0- 0	0- 0		NEUTRAL		0- 1		0- 0		1- 0				
<hr/>														
6- 2	3- 1	2- 1		CONFERENCE		0- 0		1- 0		0- 0				
3- 1	2- 0	0- 1		HOME		0- 0		1- 0		0- 0				
3- 1	1- 1	2- 0		AWAY		0- 0		0- 0		0- 0				
0- 0	0- 0	0- 0		NEUTRAL		0- 0		0- 0		0- 0				
<hr/>														
RPI	S	Opponent	Score		RPI	S	Opponent	Score		RPI	S	Opponent	Score	
1	A	Texas	2	3	27	A	Michigan	3	2	53	H	St. Mary's (CA)	3	1
11	H	Wisconsin	3	2	30	H	Georgia	3	0	75	N	Auburn	1	3
12	H	Minnesota	3	0	35	H	Purdue	1	3					
14	A	Michigan St.	1	3	40	H	Iowa St.	3	0					
25	A	Illinois	3	0	42	A	Northwestern	3	1					
<hr/>														
LAST 10 GAMES														
35 H Purdue					1	3	12 H Minnesota		3	0				
108 H Indiana					3	0	25 A Illinois		3	0				
14 A Michigan St.					1	3	42 A Northwestern		3	1				
27 A Michigan					3	2	1 A Texas		2	3				
11 H Wisconsin					3	2	40 H Iowa St.		3	0				

Non-Div. I Games:

Nebraska

Average RPI Win: 100		WON-LOST	WINNING	LAST 10	STRENGTH OF		OPP. STRENGTH	TEAM	ADJ	CONF.	ADJ CONF.
Average RPI Loss: 43		RECORD	PCT. RANK	GAMES	SCHEDULE		OF SCHEDULE	RPI	RPI	RPI	RPI
DIV. I ONLY		17- 3	.85	15	8- 2		44	14	16	.67112	14
DIV. I NON-CONF.		11- 1	.91667	14	2- 0		147	57	37	.62699	35
TOTALS		RPI 1-25	RPI 26-50		W-L RECORDS		RPI 51-100		RPI 101-150		RPI 150+
17- 3		3- 2	5- 0		OVERALL		3- 0		3- 1		3- 0
9- 0		2- 0	2- 0		HOME		2- 0		2- 0		1- 0
5- 2		1- 2	3- 0		AWAY		0- 0		1- 0		0- 0
3- 1		0- 0	0- 0		NEUTRAL		1- 0		0- 1		2- 0
11- 1		0- 0	3- 0		NON-CONFERENCE		2- 0		3- 1		3- 0
5- 0		0- 0	1- 0		HOME		1- 0		2- 0		1- 0
3- 0		0- 0	2- 0		AWAY		0- 0		1- 0		0- 0
3- 1		0- 0	0- 0		NEUTRAL		1- 0		0- 1		2- 0
6- 2		3- 2	2- 0		CONFERENCE		1- 0		0- 0		0- 0
4- 0		2- 0	1- 0		HOME		1- 0		0- 0		0- 0
2- 2		1- 2	1- 0		AWAY		0- 0		0- 0		0- 0
0- 0		0- 0	0- 0		NEUTRAL		0- 0		0- 0		0- 0
RPI S	Opponent	Score	RPI S	Opponent	Score	RPI S	Opponent	Score	RPI S	Opponent	Score
2 A	Penn St.	3 2	28 H	Oregon	3 1	62 N	Illinois St.	3 0	106 N	Pacific	0 3
11 A	Wisconsin	1 3	33 A	Ohio St.	3 0	94 H	Oregon St.	3 0	131 H	Duquesne	3 1
12 A	Minnesota	2 3	41 A	Virginia Tech	3 2	96 H	Iowa	3 0	139 H	Eastern Mich.	3 0
13 H	Nebraska	3 1	42 H	Northwestern	3 0				148 A	IPFW	3 0
25 H	Illinois	3 0	49 A	Butler	3 0				234 N	Towson	3 0
									251 H	Cincinnati	3 0
									307 N	Saint Francis (PA)	3 0
LAST 10 GAMES											
11 A	Wisconsin	1 3	25 H	Illinois	3 0						
12 A	Minnesota	2 3	33 A	Ohio St.	3 0						
13 H	Nebraska	3 1	2 A	Penn St.	3 2						
96 H	Iowa	3 0	251 H	Cincinnati	3 0						
42 H	Northwestern	3 0	131 H	Duquesne	3 1						

Non-Div. I Games:

Michigan St.

Average RPI Win:		99	WON-LOST RECORD		WINNING PCT. RANK		LAST 10 GAMES		STRENGTH OF SCHEDULE		OPP. STRENGTH OF SCHEDULE		TEAM RPI		ADJ RPI		CONF. RPI		ADJ CONF. RPI						
DIV. I ONLY			16- 4		.8		26		7- 3		24		27		18		.66901		15		3		3		
DIV. I NON-CONF.			12- 2		.85714		28		3- 1		28		45		16		.67032		11		3		3		
TOTALS		RPI 1-25		RPI 26-50				W-L RECORDS				RPI 51-100				RPI 101-150				RPI 150+					
16- 4		1- 2		5- 1				OVERALL				5- 0				2- 1				3- 0					
6- 1		1- 0		2- 1				HOME				0- 0				1- 0				2- 0					
5- 2		0- 2		1- 0				AWAY				3- 0				1- 0				0- 0					
5- 1		0- 0		2- 0				NEUTRAL				2- 0				0- 1				1- 0					
12- 2		1- 0		3- 1				NON-CONFERENCE				4- 0				2- 1				2- 0					
3- 1		1- 0		0- 1				HOME				0- 0				1- 0				1- 0					
4- 0		0- 0		1- 0				AWAY				2- 0				1- 0				0- 0					
5- 1		0- 0		2- 0				NEUTRAL				2- 0				0- 1				1- 0					
4- 2		0- 2		2- 0				CONFERENCE				1- 0				0- 0				1- 0					
3- 0		0- 0		2- 0				HOME				0- 0				0- 0				1- 0					
1- 2		0- 2		0- 0				AWAY				1- 0				0- 0				0- 0					
0- 0		0- 0		0- 0				NEUTRAL				0- 0				0- 0				0- 0					
RPI	S	Opponent		Score		RPI	S	Opponent		Score		RPI	S	Opponent		Score		RPI	S	Opponent		Score			
1	A	Texas		0	3	26	N	BYU		3	2	65	N	Middle Tenn.		3	0	103	A	Western Mich.		3	0		
10	A	Kansas		0	3	36	A	Tulsa		3	2	66	A	Missouri St.		3	0	106	N	Pacific		2	3		
23	H	Arkansas		3	0	38	H	Kansas St.		3	1	86	A	Baylor		3	0	115	H	LIU Brooklyn		3	1		
						40	H	Iowa St.		3	2	91	N	Milwaukee		3	0	197	H	Texas Tech		3	1		
						42	N	Northwestern		3	1	92	A	Portland St.		3	1	280	N	Alabama A&M		3	0		
						48	H	Miami (FL)		0	3							285	H	Neb. Omaha		3	0		
						LAST 10 GAMES																			
						86 A Baylor						3		0		197 H Texas Tech						3		1	
						38 H Kansas St.						3		1		115 H LIU Brooklyn						3		1	
						10 A Kansas						0		3		48 H Miami (FL)						0		3	
						40 H Iowa St.						3		2		285 H Neb. Omaha						3		0	
						1 A Texas						0		3		36 A Tulsa						3		2	

Non-Div. I Games:

Oklahoma

Average RPI Win:	113	WON-LOST RECORD		WINNING PCT. RANK		LAST 10 GAMES		STRENGTH OF SCHEDULE		OPP. STRENGTH OF SCHEDULE		TEAM RPI		ADJ RPI		CONF. RPI		ADJ CONF. RPI					
Average RPI Loss:	8																						
DIV. I ONLY		12- 5		.70588	61	8- 2		4		41		13		.66876	16	5		5					
DIV. I NON-CONF.		8- 4		.66667	83	4- 1		6		21		17		.66094	18	6		6					
<hr/>																							
TOTALS		RPI 1-25		RPI 26-50		W-L RECORDS		RPI 51-100		RPI 101-150		RPI 150+											
12- 5		0- 4		0- 1		OVERALL		5- 0		4- 0		3- 0											
5- 2		0- 2		0- 0		HOME		3- 0		1- 0		1- 0											
6- 1		0- 1		0- 0		AWAY		1- 0		3- 0		2- 0											
1- 2		0- 1		0- 1		NEUTRAL		1- 0		0- 0		0- 0											
8- 4		0- 3		0- 1		NON-CONFERENCE		5- 0		1- 0		2- 0											
4- 2		0- 2		0- 0		HOME		3- 0		0- 0		1- 0											
3- 0		0- 0		0- 0		AWAY		1- 0		1- 0		1- 0											
1- 2		0- 1		0- 1		NEUTRAL		1- 0		0- 0		0- 0											
4- 1		0- 1		0- 0		CONFERENCE		0- 0		3- 0		1- 0											
1- 0		0- 0		0- 0		HOME		0- 0		1- 0		0- 0											
3- 1		0- 1		0- 0		AWAY		0- 0		2- 0		1- 0											
0- 0		0- 0		0- 0		NEUTRAL		0- 0		0- 0		0- 0											
RPI	S	Opponent		Score		RPI	S	Opponent		Score		RPI	S	Opponent		Score		RPI	S	Opponent		Score	
2	N	Penn St.		0	3	26	N	BYU		2	3	62	H	Illinois St.		3	2	124	A	DePaul		3	2
3	H	Florida		0	3							64	N	Central Ark.		3	2	124	H	DePaul		3	0
4	H	Southern California		0	3							68	H	TCU		3	1	127	A	Villanova		3	1
5	A	Creighton		0	3							70	A	Bowling Green		3	1	134	A	FGCU		3	0
												91	H	Milwaukee		3	0	153	A	Green Bay		3	0
																		169	A	Georgetown		3	0
																		170	H	Loyola Chicago		3	0
LAST 10 GAMES																							
		124 H DePaul		3	0			124 A DePaul		3	2			62 H Illinois St.		3	2			91 H Milwaukee		3	0
		5 A Creighton		0	3			3 H Florida		0	3			153 A Green Bay		3	0						
		170 H Loyola Chicago		3	0																		
		127 A Villanova		3	1																		
		169 A Georgetown		3	0																		

Non-Div. I Games:

Marquette

Average RPI Win: 111		WON-LOST RECORD	WINNING PCT. RANK		LAST 10 GAMES	STRENGTH OF SCHEDULE	OPP. STRENGTH OF SCHEDULE	TEAM RPI	ADJ RPI	CONF. RPI	ADJ CONF. RPI						
Average RPI Loss: 20																	
DIV. I ONLY		15- 5	.75	45	7- 3	9	32	17	.66767	17	1	1					
DIV. I NON-CONF.		10- 2	.83333	33	2- 0	35	84	22	.65374	20	2	2					
<hr/>																	
TOTALS		RPI 1-25		RPI 26-50		W-L RECORDS		RPI 51-100		RPI 101-150		RPI 150+					
15- 5		1- 3		4- 2		OVERALL		5- 0		1- 0		4- 0					
12- 1		1- 1		3- 0		HOME		3- 0		1- 0		4- 0					
1- 4		0- 2		0- 2		AWAY		1- 0		0- 0		0- 0					
2- 0		0- 0		1- 0		NEUTRAL		1- 0		0- 0		0- 0					
10- 2		0- 2		2- 0		NON-CONFERENCE		3- 0		1- 0		4- 0					
8- 1		0- 1		1- 0		HOME		2- 0		1- 0		4- 0					
0- 1		0- 1		0- 0		AWAY		0- 0		0- 0		0- 0					
2- 0		0- 0		1- 0		NEUTRAL		1- 0		0- 0		0- 0					
5- 3		1- 1		2- 2		CONFERENCE		2- 0		0- 0		0- 0					
4- 0		1- 0		2- 0		HOME		1- 0		0- 0		0- 0					
1- 3		0- 1		0- 2		AWAY		1- 0		0- 0		0- 0					
0- 0		0- 0		0- 0		NEUTRAL		0- 0		0- 0		0- 0					
RPI	S	Opponent		Score		RPI	S	Opponent		Score		RPI	S	Opponent		Score	
4	H	Southern California		3 0		28	H	Oregon		3 1		52	A	Washington St.		3 2	
6	A	Washington		1 3		29	A	California		0 3		63	H	UC Santa Barbara		3 2	
9	A	Hawaii		1 3		34	H	UCLA		3 0		64	H	Central Ark.		3 1	
10	H	Kansas		1 3		42	N	Northwestern		3 1		92	N	Portland St.		3 1	
						44	A	Arizona St.		0 3		94	H	Oregon St.		3 1	
						49	H	Butler		3 0							
<hr/>																	
LAST 10 GAMES																	
4 H Southern California 3 0						28 H Oregon 3 1											
34 H UCLA 3 0						29 A California 0 3											
52 A Washington St. 3 2						44 A Arizona St. 0 3											
6 A Washington 1 3						272 H Wofford 3 0											
94 H Oregon St. 3 1						63 H UC Santa Barbara 3 2											

Non-Div. I Games:

Arizona

[illegible]

Non-Div. I Games:

Kentucky

Average RPI Win: 114		WON-LOST RECORD		WINNING PCT. RANK		LAST 10 GAMES		STRENGTH OF SCHEDULE		OPP. STRENGTH OF SCHEDULE		TEAM RPI		ADJ RPI		CONF. RPI		ADJ CONF. RPI	
DIV. I ONLY		16- 3		.84211 16		9- 1		37		29		20		.66033 19		6		6	
DIV. I NON-CONF.		9- 2		.81818 37		2- 0		75		27		29		.63553 31		7		7	
TOTALS		RPI 1-25		RPI 26-50		W-L RECORDS		RPI 51-100		RPI 101-150		RPI 150+							
16- 3		2- 2		2- 1		OVERALL		5- 0		3- 0		4- 0							
8- 0		1- 0		1- 0		HOME		3- 0		2- 0		1- 0							
4- 3		1- 2		0- 1		AWAY		2- 0		0- 0		1- 0							
4- 0		0- 0		1- 0		NEUTRAL		0- 0		1- 0		2- 0							
9- 2		1- 2		1- 0		NON-CONFERENCE		1- 0		3- 0		3- 0							
5- 0		1- 0		0- 0		HOME		1- 0		2- 0		1- 0							
0- 2		0- 2		0- 0		AWAY		0- 0		0- 0		0- 0							
4- 0		0- 0		1- 0		NEUTRAL		0- 0		1- 0		2- 0							
7- 1		1- 0		1- 1		CONFERENCE		4- 0		0- 0		1- 0							
3- 0		0- 0		1- 0		HOME		2- 0		0- 0		0- 0							
4- 1		1- 0		0- 1		AWAY		2- 0		0- 0		1- 0							
0- 0		0- 0		0- 0		NEUTRAL		0- 0		0- 0		0- 0							
RPI S	Opponent		Score		RPI S	Opponent		Score		RPI S	Opponent		Score		RPI S	Opponent		Score	
3	A	Florida	0	3	41	H	Virginia Tech	3	0	74	H	Wake Forest	3	0	108	H	Indiana	3	0
12	A	Minnesota	0	3	42	A	North Carolina St.	1	3	82	H	Utah St.	3	0	113	H	South Carolina	3	1
24	A	North Carolina	3	0	47	N	Ball St.	3	0	84	A	Notre Dame	3	1	115	N	LIU Brooklyn	3	0
25	H	Illinois	3	1						87	H	Virginia	3	0	182	A	Georgia Tech	3	0
										95	A	Clemson	3	1	211	H	Liberty	3	0
															236	N	Western Ill.	3	0
															302	N	New Orleans	3	0
LAST 10 GAMES																			
					95	A	Clemson	3	1	84	A	Notre Dame	3	1					
					182	A	Georgia Tech	3	0	41	H	Virginia Tech	3	0					
					42	A	North Carolina St.	1	3	87	H	Virginia	3	0					
					24	A	North Carolina	3	0	25	H	Illinois	3	1					
					74	H	Wake Forest	3	0	108	H	Indiana	3	0					

Non-Div. I Games:

Duke

[illegible]

Non-Div. I Games:

San Diego

Average RPI Win:	114	WON-LOST	WINNING		LAST 10	STRENGTH OF	OPP. STRENGTH	TEAM	ADJ	CONF.	ADJ CONF.		
Average RPI Loss:	0	RECORD	PCT. RANK		GAMES	SCHEDULE	OF SCHEDULE	RPI	RPI	RPI	RPI		
DIV. I ONLY		17- 0	1	1	10- 0	123	48	19	.65336	21	10	10	
DIV. I NON-CONF.		9- 0	1	1	2- 0	105	16	13	.66375	16	9	9	

TOTALS	RPI 1-25	RPI 26-50		W-L RECORDS		RPI 51-100		RPI 101-150		RPI 150+			
17- 0	0- 0	0- 0		OVERALL		9- 0		4- 0		4- 0			
8- 0	0- 0	0- 0		HOME		4- 0		2- 0		2- 0			
7- 0	0- 0	0- 0		AWAY		3- 0		2- 0		2- 0			
2- 0	0- 0	0- 0		NEUTRAL		2- 0		0- 0		0- 0			
9- 0	0- 0	0- 0		NON-CONFERENCE		6- 0		2- 0		1- 0			
5- 0	0- 0	0- 0		HOME		3- 0		1- 0		1- 0			
2- 0	0- 0	0- 0		AWAY		1- 0		1- 0		0- 0			
2- 0	0- 0	0- 0		NEUTRAL		2- 0		0- 0		0- 0			
8- 0	0- 0	0- 0		CONFERENCE		3- 0		2- 0		3- 0			
3- 0	0- 0	0- 0		HOME		1- 0		1- 0		1- 0			
5- 0	0- 0	0- 0		AWAY		2- 0		1- 0		2- 0			
0- 0	0- 0	0- 0		NEUTRAL		0- 0		0- 0		0- 0			
RPI	S	Opponent	Score	RPI	S	Opponent	Score	RPI	S	Opponent	Score		
						58 H	Texas A&M	3	0	104 A	UNLV	3	2
						60 A	New Mexico	3	2	123 H	Boise St.	3	0
						63 N	UC Santa Barbara	3	1	126 H	Cal Poly	3	0
						66 H	Missouri St.	3	0	135 A	Denver	3	1
						71 A	Pepperdine	3	1	159 H	Wyoming	3	0
						82 H	Utah St.	3	1	166 H	Northern Colo.	3	0
						86 H	Baylor	3	0	210 A	Air Force	3	0
						87 N	Virginia	3	1	260 A	Nevada	3	1
						90 A	San Diego St.	3	1				

LAST 10 GAMES													
						90 A	San Diego St.	3	1	60 A	New Mexico	3	2
						104 A	UNLV	3	2	210 A	Air Force	3	0
						123 H	Boise St.	3	0	58 H	Texas A&M	3	0
						82 H	Utah St.	3	1	159 H	Wyoming	3	0
						260 A	Nevada	3	1	66 H	Missouri St.	3	0

Non-Div. I Games:

Colorado St.

Utah

Utah				Through Games Of Through Matches of Oct. 20, 2013																	
Average RPI Win:		115	WON-LOST RECORD	WINNING PCT. RANK	LAST 10 GAMES	STRENGTH OF SCHEDULE	OPP. STRENGTH OF SCHEDULE	TEAM RPI	ADJ RPI	CONF. RPI	ADJ CONF. RPI										
Average RPI Loss:		14																			
DIV. I ONLY			15- 5	.75	45	5- 5	11	45	21	.65303	22	1	1								
DIV. I NON-CONF.			11- 1	.91667	14	1- 1	57	136	19	.65232	22	2	2								

TOTALS		RPI 1-25		RPI 26-50		W-L RECORDS		RPI 51-100		RPI 101-150		RPI 150+									
15- 5		0- 3		1- 2		OVERALL		6- 0		6- 0		2- 0									
5- 3		0- 2		0- 1		HOME		4- 0		0- 0		1- 0									
5- 2		0- 1		1- 1		AWAY		1- 0		3- 0		0- 0									
5- 0		0- 0		0- 0		NEUTRAL		1- 0		3- 0		1- 0									
11- 1		0- 0		0- 1		NON-CONFERENCE		3- 0		6- 0		2- 0									
3- 1		0- 0		0- 1		HOME		2- 0		0- 0		1- 0									
3- 0		0- 0		0- 0		AWAY		0- 0		3- 0		0- 0									
5- 0		0- 0		0- 0		NEUTRAL		1- 0		3- 0		1- 0									
4- 4		0- 3		1- 1		CONFERENCE		3- 0		0- 0		0- 0									
2- 2		0- 2		0- 0		HOME		2- 0		0- 0		0- 0									
2- 2		0- 1		1- 1		AWAY		1- 0		0- 0		0- 0									
0- 0		0- 0		0- 0		NEUTRAL		0- 0		0- 0		0- 0									

RPI	S	Opponent			Score	RPI	S	Opponent			Score	RPI	S	Opponent			Score				
4	H	Southern California			0 3	26	H	BYU			2 3	51	H	Colorado			3 2				
6	H	Washington			0 3	28	A	Oregon			0 3	52	H	Washington St.			3 2				
8	A	Stanford			0 3	29	A	California			3 1	72	H	UNI			3 1				
						78	N	UC Irvine			3 1	125	N	Idaho St.			3 1				
						82	H	Utah St.			3 2	143	A	New Mexico St.			3 2				
						94	A	Oregon St.			3 1	146	A	Utah Valley			3 1				
																191	H	Fairfield			3 1
																312	N	Prairie View			3 0
						LAST 10 GAMES															
						28	A	Oregon			0 3	52	H	Washington St.			3 2				
						94	A	Oregon St.			3 1	4	H	Southern California			0 3				
						29	A	California			3 1	51	H	Colorado			3 2				
						8	A	Stanford			0 3	143	A	New Mexico St.			3 2				
						6	H	Washington			0 3	26	H	BYU			2 3				

Non-Div. I Games:

Utah

Utah

Average RPI Win:	101	WON-LOST	WINNING	LAST 10	STRENGTH OF	OPP. STRENGTH	TEAM	ADJ	CONF.	ADJ CONF.		
Average RPI Loss:	32	RECORD	PCT. RANK	GAMES	SCHEDULE	OF SCHEDULE	RPI	RPI	RPI	RPI		
DIV. I ONLY		13- 7	.65	80	7- 3	6	30	24	.65255	23	4	4
DIV. I NON-CONF.		7- 4	.63636	104	1- 0	7	37	27	.64311	26	4	4
<hr/>												
TOTALS	RPI 1-25	RPI 26-50		W-L RECORDS		RPI 51-100		RPI 101-150		RPI 150+		
13- 7	1- 4	2- 2		OVERALL		3- 0		4- 1		3- 0		
6- 5	0- 3	1- 2		HOME		2- 0		2- 0		1- 0		
6- 1	1- 1	1- 0		AWAY		1- 0		2- 0		1- 0		
1- 1	0- 0	0- 0		NEUTRAL		0- 0		0- 1		1- 0		
<hr/>												
7- 4	1- 2	1- 1		NON-CONFERENCE		1- 0		2- 1		2- 0		
4- 2	0- 1	0- 1		HOME		1- 0		2- 0		1- 0		
2- 1	1- 1	1- 0		AWAY		0- 0		0- 0		0- 0		
1- 1	0- 0	0- 0		NEUTRAL		0- 0		0- 1		1- 0		
<hr/>												
6- 3	0- 2	1- 1		CONFERENCE		2- 0		2- 0		1- 0		
2- 3	0- 2	1- 1		HOME		1- 0		0- 0		0- 0		
4- 0	0- 0	0- 0		AWAY		1- 0		2- 0		1- 0		
0- 0	0- 0	0- 0		NEUTRAL		0- 0		0- 0		0- 0		
<hr/>												
RPI S	Opponent	Score	RPI S	Opponent	Score	RPI S	Opponent	Score	RPI S	Opponent	Score	
3 H	Florida	1 3	30 H	Georgia	3 1	60 H	New Mexico	3 2	111 N	Texas St.	0 3	
7 H	Missouri	1 3	36 A	Tulsa	3 1	75 H	Auburn	3 1	113 A	South Carolina	3 2	
10 A	Kansas	3 2	37 H	Alabama	1 3	100 A	Ole Miss	3 0	114 A	Mississippi St.	3 0	
10 H	Kansas	2 3	38 H	Kansas St.	0 3				117 H	Northwestern St.	3 0	
15 A	Oklahoma	0 3							144 H	UMKC	3 0	
									163 A	Tennessee	3 1	
									166 N	Northern Colo.	3 0	
									180 H	Saint Louis	3 0	
<hr/>												
LAST 10 GAMES												
30 H Georgia						113 A South Carolina						
3 H Florida						7 H Missouri						
163 A Tennessee						114 A Mississippi St.						
37 H Alabama						100 A Ole Miss						
75 H Auburn						180 H Saint Louis						

Non-Div. I Games:

Arkansas

Average RPI Win:		115	WON-LOST RECORD		WINNING PCT. RANK	LAST 10 GAMES		STRENGTH OF SCHEDULE		OPP. STRENGTH OF SCHEDULE	TEAM RPI	ADJ RPI	CONF. RPI	ADJ CONF. RPI			
Average RPI Loss:		19															
DIV. I ONLY			18- 1		.94737	3		9- 1		115	24	23	.65231	24			
DIV. I NON-CONF.			10- 0		1	1		2- 0		223	22	33	.63012	33			
TOTALS		RPI 1-25		RPI 26-50		W-L RECORDS		RPI 51-100		RPI 101-150		RPI 150+					
18- 1		1- 1		3- 0		OVERALL		5- 0		3- 0		6- 0					
8- 1		1- 1		1- 0		HOME		2- 0		1- 0		3- 0					
6- 0		0- 0		2- 0		AWAY		2- 0		0- 0		2- 0					
4- 0		0- 0		0- 0		NEUTRAL		1- 0		2- 0		1- 0					
10- 0		1- 0		1- 0		NON-CONFERENCE		1- 0		3- 0		4- 0					
5- 0		1- 0		0- 0		HOME		0- 0		1- 0		3- 0					
2- 0		0- 0		1- 0		AWAY		1- 0		0- 0		0- 0					
3- 0		0- 0		0- 0		NEUTRAL		0- 0		2- 0		1- 0					
8- 1		0- 1		2- 0		CONFERENCE		4- 0		0- 0		2- 0					
3- 1		0- 1		1- 0		HOME		2- 0		0- 0		0- 0					
4- 0		0- 0		1- 0		AWAY		1- 0		0- 0		2- 0					
1- 0		0- 0		0- 0		NEUTRAL		1- 0		0- 0		0- 0					
RPI	S	Opponent		Score		RPI	S	Opponent		Score		RPI	S	Opponent		Score	
19	H	Duke		0 3		41	A	Virginia Tech		3 2		65	A	Middle Tenn.		3 0	
25	H	Illinois		3 0		42	H	North Carolina St.		3 0		74	H	Wake Forest		3 0	
						45	A	Ohio		3 2		84	H	Notre Dame		3 0	
												84	N	Notre Dame		3 0	
												87	A	Virginia		3 0	
														San Francisco		3 1	
														Indiana		3 1	
														Dayton		3 0	
														James Madison		3 0	
														George Washington		3 0	
														Boston College		3 0	
														Syracuse		3 0	
														Albany (NY)		3 0	
														Cincinnati		3 0	
						LAST 10 GAMES											
						41	A	Virginia Tech		3 2		181	A	Syracuse		3 0	
						87	A	Virginia		3 0		84	H	Notre Dame		3 0	
						74	H	Wake Forest		3 0		42	H	North Carolina St.		3 0	
						19	H	Duke		0 3		108	H	Indiana		3 1	
						179	A	Boston College		3 0		25	H	Illinois		3 0	

Non-Div. I Games:

North Carolina

Average RPI Win:		50	WON-LOST RECORD		WINNING PCT. RANK		LAST 10 GAMES		STRENGTH OF SCHEDULE		OPP. STRENGTH OF SCHEDULE		TEAM RPI	ADJ RPI		CONF. RPI	ADJ CONF. RPI	
DIV. I ONLY			8- 10		.44444 213		4- 6		1		2		27	.6505 25		2	2	
DIV. I NON-CONF.			4- 6		.4 218		0- 2		1		3		24	.65384 19		1	1	
TOTALS		RPI 1-25		RPI 26-50		W-L RECORDS		RPI 51-100		RPI 101-150		RPI 150+						
8- 10		1- 8		5- 1		OVERALL		1- 0		1- 1		0- 0						
3- 4		0- 4		2- 0		HOME		1- 0		0- 0		0- 0						
3- 5		0- 3		2- 1		AWAY		0- 0		1- 1		0- 0						
2- 1		1- 1		1- 0		NEUTRAL		0- 0		0- 0		0- 0						
4- 6		1- 5		3- 0		NON-CONFERENCE		0- 0		0- 1		0- 0						
1- 2		0- 2		1- 0		HOME		0- 0		0- 0		0- 0						
1- 3		0- 2		1- 0		AWAY		0- 0		0- 1		0- 0						
2- 1		1- 1		1- 0		NEUTRAL		0- 0		0- 0		0- 0						
4- 4		0- 3		2- 1		CONFERENCE		1- 0		1- 0		0- 0						
2- 2		0- 2		1- 0		HOME		1- 0		0- 0		0- 0						
2- 2		0- 1		1- 1		AWAY		0- 0		1- 0		0- 0						
0- 0		0- 0		0- 0		NEUTRAL		0- 0		0- 0		0- 0						
RPI	S	Opponent		Score		RPI	S	Opponent		Score		RPI	S	Opponent		Score		
1	H	Texas		2	3	27	A	Michigan		3	2	96	H	Iowa		3	0	
2	H	Penn St.		2	3	32	N	Florida St.		3	0			102 A Long Beach St.		1	3	
6	H	Washington		1	3	33	H	Ohio St.		3	1			108 A Indiana		3	0	
13	H	Nebraska		0	3	35	A	Purdue		1	3							
14	A	Michigan St.		0	3	40	A	Iowa St.		3	0							
18	N	Kentucky		3	2	44	H	Arizona St.		3	2							
19	A	Duke		1	3													
20	N	San Diego		1	3													
24	A	North Carolina		0	3													
LAST 10 GAMES																		
		33 H Ohio St.		3	1			14 A Michigan St.		0	3							
		2 H Penn St.		2	3			13 H Nebraska		0	3							
		108 A Indiana		3	0			96 H Iowa		3	0							
		35 A Purdue		1	3			19 A Duke		1	3							
		27 A Michigan		3	2			24 A North Carolina		0	3							

Non-Div. I Games:

Illinois

BYU

BYU				Through Games Of Through Matches of Oct. 20, 2013											
Average RPI Win:		106	WON-LOST RECORD	WINNING PCT. RANK	LAST 10 GAMES	STRENGTH OF SCHEDULE	OPP. STRENGTH OF SCHEDULE	TEAM RPI	ADJ RPI	CONF. RPI	ADJ CONF. RPI				
DIV. I ONLY			16- 3	.84211	16	10- 0	70	21	26	.647	26	7	7		
DIV. I NON-CONF.			7- 3	.7	75	1- 0	30	8	30	.63732	30	5	5		
TOTALS		RPI 1-25		RPI 26-50		W-L RECORDS		RPI 51-100		RPI 101-150		RPI 150+			
16- 3		3- 2		0- 0		OVERALL		5- 1		6- 0		2- 0			
7- 0		1- 0		0- 0		HOME		2- 0		3- 0		1- 0			
7- 1		1- 0		0- 0		AWAY		2- 1		3- 0		1- 0			
2- 2		1- 2		0- 0		NEUTRAL		1- 0		0- 0		0- 0			
7- 3		2- 2		0- 0		NON-CONFERENCE		3- 1		1- 0		1- 0			
2- 0		0- 0		0- 0		HOME		1- 0		0- 0		1- 0			
3- 1		1- 0		0- 0		AWAY		1- 1		1- 0		0- 0			
2- 2		1- 2		0- 0		NEUTRAL		1- 0		0- 0		0- 0			
9- 0		1- 0		0- 0		CONFERENCE		2- 0		5- 0		1- 0			
5- 0		1- 0		0- 0		HOME		1- 0		3- 0		0- 0			
4- 0		0- 0		0- 0		AWAY		1- 0		2- 0		1- 0			
0- 0		0- 0		0- 0		NEUTRAL		0- 0		0- 0		0- 0			
RPI	S	Opponent	Score	RPI	S	Opponent	Score	RPI	S	Opponent	Score	RPI	S	Opponent	Score
5	N	Creighton	1 3					53	H	St. Mary's (CA)	3 2	106	H	Pacific	3 0
15	N	Oklahoma	2 3					70	A	Bowling Green	2 3	107	H	San Francisco	3 0
16	N	Marquette	3 2					71	A	Pepperdine	3 1	118	H	Santa Clara	3 1
20	H	San Diego	3 0					78	H	UC Irvine	3 0	130	A	Loyola Marymount	3 2
22	A	Utah	3 2					89	N	Fresno St.	3 0	136	A	Gonzaga	3 0
								92	A	Portland St.	3 0	146	A	Utah Valley	3 1
												246	A	Portland	3 0
												268	H	Montana St.	3 0
				LAST 10 GAMES											
				136 A Gonzaga 3 0				71 A Pepperdine 3 1							
				246 A Portland 3 0				106 H Pacific 3 0							
				107 H San Francisco 3 0				53 H St. Mary's (CA) 3 2							
				118 H Santa Clara 3 1				20 H San Diego 3 0							
				130 A Loyola Marymount 3 2				22 A Utah 3 2							

BYU

Non-Div. I Games:

BYU

Average RPI Win:	95	WON-LOST RECORD	WINNING PCT. RANK	LAST 10 GAMES		STRENGTH OF SCHEDULE	OPP. STRENGTH OF SCHEDULE	TEAM RPI	ADJ RPI	CONF. RPI	ADJ CONF. RPI				
DIV. I ONLY		13- 6	.68421	65	5- 5	17	7	25	.64622	27	2	2			
DIV. I NON-CONF.		10- 1	.90909	21	2- 0	50	36	12	.66793	14	1	1			
<hr/>															
TOTALS	RPI 1-25		RPI 26-50		W-L RECORDS		RPI 51-100		RPI 101-150		RPI 150+				
13- 6	1- 4		3- 2		OVERALL		5- 0		1- 0		3- 0				
7- 2	0- 2		3- 0		HOME		2- 0		1- 0		1- 0				
3- 3	1- 2		0- 1		AWAY		2- 0		0- 0		0- 0				
3- 1	0- 0		0- 1		NEUTRAL		1- 0		0- 0		2- 0				
10- 1	0- 0		2- 1		NON-CONFERENCE		4- 0		1- 0		3- 0				
5- 0	0- 0		2- 0		HOME		1- 0		1- 0		1- 0				
2- 0	0- 0		0- 0		AWAY		2- 0		0- 0		0- 0				
3- 1	0- 0		0- 1		NEUTRAL		1- 0		0- 0		2- 0				
3- 5	1- 4		1- 1		CONFERENCE		1- 0		0- 0		0- 0				
2- 2	0- 2		1- 0		HOME		1- 0		0- 0		0- 0				
1- 3	1- 2		0- 1		AWAY		0- 0		0- 0		0- 0				
0- 0	0- 0		0- 0		NEUTRAL		0- 0		0- 0		0- 0				
RPI	S	Opponent	Score	RPI	S	Opponent	Score	RPI	S	Opponent	Score	RPI	S	Opponent	Score
2	A	Penn St.	1 3	28	H	Oregon	3 0	56	A	Xavier	3 0	101	H	Maryland	3 0
11	A	Wisconsin	3 0	32	N	Florida St.	2 3	58	A	Texas A&M	3 2	152	H	Marshall	3 0
12	A	Minnesota	1 3	33	A	Ohio St.	1 3	94	H	Oregon St.	3 1	218	N	Siena	3 0
13	H	Nebraska	2 3	42	H	Northwestern	3 1	95	N	Clemson	3 0	233	N	Northern Ky.	3 0
25	H	Illinois	2 3	45	H	Ohio	3 2	96	H	Iowa	3 1				
<hr/>															
LAST 10 GAMES															
12 A Minnesota 1 3 42 H Northwestern 3 1															
11 A Wisconsin 3 0 2 A Penn St. 1 3															
96 H Iowa 3 1 33 A Ohio St. 1 3															
13 H Nebraska 2 3 45 H Ohio 3 2															
25 H Illinois 2 3 152 H Marshall 3 0															

Non-Div. I Games:

Michigan

Average RPI Win: 124		WON-LOST	WINNING	LAST 10	STRENGTH OF		OPP. STRENGTH	TEAM	ADJ	CONF.	ADJ CONF.
Average RPI Loss: 19		RECORD	PCT. RANK	GAMES	SCHEDULE		OF SCHEDULE	RPI	RPI	RPI	RPI
DIV. I ONLY		12-6	.66667	69	7-3		12	31	28	.63541	28
DIV. I NON-CONF.		7-3	.7	75	2-0		73	116	55	.58959	58
TOTALS		RPI 1-25	RPI 26-50		W-L RECORDS		RPI 51-100		RPI 101-150		RPI 150+
12-6		1-4	2-2		OVERALL		4-0		0-0		5-0
7-3		1-2	1-1		HOME		2-0		0-0		3-0
3-3		0-2	1-1		AWAY		2-0		0-0		0-0
2-0		0-0	0-0		NEUTRAL		0-0		0-0		2-0
7-3		0-1	0-2		NON-CONFERENCE		2-0		0-0		5-0
4-1		0-0	0-1		HOME		1-0		0-0		3-0
1-2		0-1	0-1		AWAY		1-0		0-0		0-0
2-0		0-0	0-0		NEUTRAL		0-0		0-0		2-0
5-3		1-3	2-0		CONFERENCE		2-0		0-0		0-0
3-2		1-2	1-0		HOME		1-0		0-0		0-0
2-1		0-1	1-0		AWAY		1-0		0-0		0-0
0-0		0-0	0-0		NEUTRAL		0-0		0-0		0-0
RPI S	Opponent	Score	RPI S	Opponent	Score	RPI S	Opponent	Score	RPI S	Opponent	Score
4 H	Southern California	0 3	27 A	Michigan	0 3	51 H	Colorado	3 0	165 N	Bakersfield	3 0
6 H	Washington	1 3	34 H	UCLA	3 1	89 A	Fresno St.	3 0	176 N	Belmont	3 0
14 A	Michigan St.	1 3	44 A	Arizona St.	3 1	92 H	Portland St.	3 0	203 H	Seattle	3 0
17 A	Arizona	1 3	45 H	Ohio	0 3	94 A	Oregon St.	3 0	212 H	Eastern Wash.	3 0
22 H	Utah	3 0							306 H	Bryant	3 0
LAST 10 GAMES											
22 H	Utah	3 0	17 A	Arizona	1 3						
51 H	Colorado	3 0	6 H	Washington	1 3						
4 H	Southern California	0 3	94 A	Oregon St.	3 0						
34 H	UCLA	3 1	176 N	Belmont	3 0						
44 A	Arizona St.	3 1	89 A	Fresno St.	3 0						

Non-Div. I Games:

Oregon

Average RPI Win:	100	WON-LOST RECORD	WINNING PCT. RANK	LAST 10 GAMES	STRENGTH OF SCHEDULE	OPP. STRENGTH OF SCHEDULE	TEAM RPI	ADJ RPI	CONF. RPI	ADJ CONF. RPI	
DIV. I ONLY		11- 6	.64706 87	4- 6	21	9	31	.63432 29	1	1	
DIV. I NON-CONF.		7- 2	.77778 48	0- 2	160	44	63	.58887 60	2	2	
<hr/>											
TOTALS	RPI 1-25	RPI 26-50		W-L RECORDS	RPI 51-100		RPI 101-150		RPI 150+		
11- 6	2- 4	1- 1		OVERALL	2- 0		4- 1		2- 0		
6- 3	1- 2	0- 1		HOME	1- 0		3- 0		1- 0		
3- 3	1- 2	1- 0		AWAY	1- 0		0- 1		0- 0		
2- 0	0- 0	0- 0		NEUTRAL	0- 0		1- 0		1- 0		
7- 2	1- 0	0- 1		NON-CONFERENCE	0- 0		4- 1		2- 0		
4- 1	0- 0	0- 1		HOME	0- 0		3- 0		1- 0		
1- 1	1- 0	0- 0		AWAY	0- 0		0- 1		0- 0		
2- 0	0- 0	0- 0		NEUTRAL	0- 0		1- 0		1- 0		
4- 4	1- 4	1- 0		CONFERENCE	2- 0		0- 0		0- 0		
2- 2	1- 2	0- 0		HOME	1- 0		0- 0		0- 0		
2- 2	0- 2	1- 0		AWAY	1- 0		0- 0		0- 0		
0- 0	0- 0	0- 0		NEUTRAL	0- 0		0- 0		0- 0		
<hr/>											
RPI S	Opponent	Score	RPI S	Opponent	Score	RPI S	Opponent	Score	RPI S	Opponent	Score
4 A	Southern California	2 3	34 A	UCLA	3 0	51 H	Colorado	3 0	118 H	Santa Clara	3 0
5 A	Creighton	3 0	38 H	Kansas St.	2 3	52 A	Washington St.	3 1	126 H	Cal Poly	3 0
6 A	Washington	0 3							129 N	South Fla.	3 0
8 H	Stanford	1 3							143 H	New Mexico St.	3 0
17 H	Arizona	3 0							145 A	UC Davis	1 3
22 H	Utah	1 3							166 N	Northern Colo.	3 0
									260 H	Nevada	3 0
<hr/>											
LAST 10 GAMES											
52 A Washington St.						3	1	34 A UCLA	3	0	
6 A Washington						0	3	17 H Arizona	3	0	
22 H Utah						1	3	8 H Stanford	1	3	
51 H Colorado						3	0	145 A UC Davis	1	3	
4 A Southern California						2	3	38 H Kansas St.	2	3	

Average RPI Win:	136	WON-LOST	WINNING	LAST 10	STRENGTH OF	OPP. STRENGTH	TEAM	ADJ	CONF.	ADJ CONF.	
Average RPI Loss:	19	RECORD	PCT. RANK	GAMES	SCHEDULE	OF SCHEDULE	RPI	RPI	RPI	RPI	
DIV. I ONLY		14- 6	.7 62	6- 4	23	38	30	.63053	30	4 4	
DIV. I NON-CONF.		10- 2	.83333 33	2- 0	46	98	26	.64094	27	4 4	
<hr/>											
TOTALS	RPI 1-25	RPI 26-50		W-L RECORDS	RPI 51-100		RPI 101-150		RPI 150+		
14- 6	0- 5	1- 0		OVERALL	5- 1		2- 0		6- 0		
8- 0	0- 0	0- 0		HOME	3- 0		1- 0		4- 0		
3- 6	0- 5	1- 0		AWAY	1- 1		1- 0		0- 0		
3- 0	0- 0	0- 0		NEUTRAL	1- 0		0- 0		2- 0		
10- 2	0- 2	0- 0		NON-CONFERENCE	4- 0		1- 0		5- 0		
6- 0	0- 0	0- 0		HOME	2- 0		1- 0		3- 0		
1- 2	0- 2	0- 0		AWAY	1- 0		0- 0		0- 0		
3- 0	0- 0	0- 0		NEUTRAL	1- 0		0- 0		2- 0		
4- 4	0- 3	1- 0		CONFERENCE	1- 1		1- 0		1- 0		
2- 0	0- 0	0- 0		HOME	1- 0		0- 0		1- 0		
2- 4	0- 3	1- 0		AWAY	0- 1		1- 0		0- 0		
0- 0	0- 0	0- 0		NEUTRAL	0- 0		0- 0		0- 0		
RPI S	Opponent	Score	RPI S	Opponent	Score	RPI S	Opponent	Score	RPI S	Opponent	Score
3 A	Florida	0 3	31 A	LSU	3 2	58 A	Texas A&M	0 3	113 A	South Carolina	3 0
7 A	Missouri	1 3				68 H	TCU	3 0	122 H	Furman	3 0
10 A	Kansas	0 3				81 A	Ga. Southern	3 0	163 H	Tennessee	3 0
13 A	Nebraska	0 3				84 N	Notre Dame	3 1	188 H	UNC Greensboro	3 1
23 A	Arkansas	1 3				85 H	Lipscomb	3 0	192 N	Southern Miss.	3 0
						100 H	Ole Miss	3 2	194 H	La.-Lafayette	3 0
									229 N	North Dakota St.	3 0
									253 H	North Florida	3 1
<hr/>											
LAST 10 GAMES											
23 A	Arkansas	1 3	163 H	Tennessee	3 0						
7 A	Missouri	1 3	58 A	Texas A&M	0 3						
3 A	Florida	0 3	31 A	LSU	3 2						
113 A	South Carolina	3 0	84 N	Notre Dame	3 1						
100 H	Ole Miss	3 2	229 N	North Dakota St.	3 0						

Non-Div. I Games:

Georgia

Average RPI Win: 111		WON-LOST RECORD		WINNING PCT. RANK		LAST 10 GAMES		STRENGTH OF SCHEDULE		OPP. STRENGTH OF SCHEDULE		TEAM RPI		ADJ RPI		CONF. RPI		ADJ CONF. RPI	
Average RPI Loss: 38		13- 5		.72222 54		6- 4		28		44		29		.63017 31		4		4	
DIV. I ONLY		10- 2		.83333 33		3- 1		29		50		18		.65361 21		4		4	
DIV. I NON-CONF.																			
TOTALS		RPI 1-25		RPI 26-50		W-L RECORDS		RPI 51-100		RPI 101-150		RPI 150+							
13- 5		0- 1		1- 3		OVERALL		5- 1		4- 0		3- 0							
5- 2		0- 1		0- 1		HOME		3- 0		2- 0		0- 0							
4- 3		0- 0		1- 2		AWAY		1- 1		0- 0		2- 0							
4- 0		0- 0		0- 0		NEUTRAL		1- 0		2- 0		1- 0							
10- 2		0- 1		1- 1		NON-CONFERENCE		3- 0		3- 0		3- 0							
3- 1		0- 1		0- 0		HOME		2- 0		1- 0		0- 0							
3- 1		0- 0		1- 1		AWAY		0- 0		0- 0		2- 0							
4- 0		0- 0		0- 0		NEUTRAL		1- 0		2- 0		1- 0							
3- 3		0- 0		0- 2		CONFERENCE		2- 1		1- 0		0- 0							
2- 1		0- 0		0- 1		HOME		1- 0		1- 0		0- 0							
1- 2		0- 0		0- 1		AWAY		1- 1		0- 0		0- 0							
0- 0		0- 0		0- 0		NEUTRAL		0- 0		0- 0		0- 0							
RPI	S	Opponent		Score		RPI	S	Opponent		Score		RPI	S	Opponent		Score			
1	H	Texas		0	3	30	H	Georgia		2	3	58	A	Texas A&M		3	2		
						37	A	Alabama		1	3	73	H	UTSA		3	1		
						48	A	Miami (FL)		3	2	75	A	Auburn		1	3		
						48	A	Miami (FL)		2	3	86	N	Baylor		3	2		
												90	H	San Diego St.		3	2		
												100	H	Ole Miss		3	1		

Non-Div. I Games:

LSU

Average RPI Win:		101	WON-LOST RECORD		WINNING PCT. RANK		LAST 10 GAMES		STRENGTH OF SCHEDULE		OPP. STRENGTH OF SCHEDULE		TEAM RPI		ADJ RPI		CONF. RPI		ADJ CONF. RPI	
Average RPI Loss:		60																		
DIV. I ONLY			14- 5		.73684 51		8- 2		48		19		33		.62922 32		6		6	
DIV. I NON-CONF.			7- 4		.63636 104		1- 1		13		10		32		.63873 29		7		7	
TOTALS		RPI 1-25		RPI 26-50		W-L RECORDS		RPI 51-100		RPI 101-150		RPI 150+								
14- 5		1- 2		2- 1		OVERALL		5- 1		3- 0		3- 1								
5- 1		0- 0		1- 1		HOME		2- 0		2- 0		0- 0								
6- 3		0- 1		0- 0		AWAY		3- 1		1- 0		2- 1								
3- 1		1- 1		1- 0		NEUTRAL		0- 0		0- 0		1- 0								
7- 4		1- 2		1- 1		NON-CONFERENCE		2- 1		2- 0		1- 0								
2- 1		0- 0		0- 1		HOME		1- 0		1- 0		0- 0								
2- 2		0- 1		0- 0		AWAY		1- 1		1- 0		0- 0								
3- 1		1- 1		1- 0		NEUTRAL		0- 0		0- 0		1- 0								
7- 1		0- 0		1- 0		CONFERENCE		3- 0		1- 0		2- 1								
3- 0		0- 0		1- 0		HOME		1- 0		1- 0		0- 0								
4- 1		0- 0		0- 0		AWAY		2- 0		0- 0		2- 1								
0- 0		0- 0		0- 0		NEUTRAL		0- 0		0- 0		0- 0								
RPI S	Opponent		Score		RPI S	Opponent		Score		RPI S	Opponent		Score		RPI S	Opponent		Score		
3 A	Florida		0 3		27 N	Michigan		3 2		58 A	Texas A&M		0 3		101 H	Maryland		3 0		
18 N	Kentucky		3 0		33 H	Ohio St.		1 3		59 H	Western Ky.		3 1		102 A	Long Beach St.		3 2		
25 N	Illinois		0 3		48 H	Miami (FL)		3 1		75 A	Auburn		3 2		134 H	FGCU		3 0		
										84 A	Notre Dame		3 0		179 A	Boston College		3 0		
										95 A	Clemson		3 2		181 A	Syracuse		3 1		
										97 H	Pittsburgh		3 0		182 A	Georgia Tech		1 3		
															218 N	Siena		3 0		
				LAST 10 GAMES																
										84 A	Notre Dame		3 0		182 A	Georgia Tech		1 3		
										48 H	Miami (FL)		3 1		179 A	Boston College		3 0		
										97 H	Pittsburgh		3 0		181 A	Syracuse		3 1		
										101 H	Maryland		3 0		75 A	Auburn		3 2		
										95 A	Clemson		3 2		3 A	Florida		0 3		

Non-Div. I Games:

Florida St.

Average RPI Win:	117	WON-LOST	WINNING		LAST 10	STRENGTH OF	OPP. STRENGTH	TEAM	ADJ	CONF.	ADJ CONF.	
Average RPI Loss:	23	RECORD	PCT. RANK		GAMES	SCHEDULE	OF SCHEDULE	RPI	RPI	RPI	RPI	
DIV. I ONLY		14- 6	.7	62	4- 6	32	23	32	.62794	33	2	2
DIV. I NON-CONF.		12- 0	1	1	2- 0	72	81	9	.67224	10	1	1

TOTALS	RPI 1-25	RPI 26-50		W-L RECORDS		RPI 51-100		RPI 101-150		RPI 150+		
14- 6	0- 4	2- 2		OVERALL		4- 0		5- 0		3- 0		
4- 3	0- 3	1- 0		HOME		1- 0		2- 0		0- 0		
4- 3	0- 1	1- 2		AWAY		1- 0		2- 0		0- 0		
6- 0	0- 0	0- 0		NEUTRAL		2- 0		1- 0		3- 0		
12- 0	0- 0	1- 0		NON-CONFERENCE		4- 0		4- 0		3- 0		
3- 0	0- 0	0- 0		HOME		1- 0		2- 0		0- 0		
3- 0	0- 0	1- 0		AWAY		1- 0		1- 0		0- 0		
6- 0	0- 0	0- 0		NEUTRAL		2- 0		1- 0		3- 0		
2- 6	0- 4	1- 2		CONFERENCE		0- 0		1- 0		0- 0		
1- 3	0- 3	1- 0		HOME		0- 0		0- 0		0- 0		
1- 3	0- 1	0- 2		AWAY		0- 0		1- 0		0- 0		
0- 0	0- 0	0- 0		NEUTRAL		0- 0		0- 0		0- 0		
RPI S	Opponent	Score	RPI S	Opponent	Score	RPI S	Opponent	Score	RPI S	Opponent	Score	
11 H	Wisconsin	2 3	27 H	Michigan	3 1	56 H	Xavier	3 1	108 A	Indiana	3 2	
12 H	Minnesota	0 3	32 A	Florida St.	3 1	59 N	Western Ky.	3 2	110 A	Northern Ill.	3 2	
14 H	Michigan St.	0 3	35 A	Purdue	0 3	77 N	Valparaiso	3 0	133 H	IUPUI	3 0	
25 A	Illinois	1 3	42 A	Northwestern	1 3	83 A	Buffalo	3 0	134 N	FGCU	3 0	
									141 H	Southeast Mo. St.	3 1	
									153 N	Green Bay	3 2	
									211 N	Liberty	3 0	
									308 N	UMES	3 0	

LAST 10 GAMES												
25 A	Illinois	1 3	35 A	Purdue	0 3	14 H	Michigan St.	0 3	27 H	Michigan	3 1	
42 A	Northwestern	1 3	14 H	Michigan St.	0 3	83 A	Buffalo	3 0	77 N	Valparaiso	3 0	
12 H	Minnesota	0 3	27 H	Michigan	3 1							
11 H	Wisconsin	2 3										
108 A	Indiana	3 2										

Non-Div. I Games:

Ohio St.

Average RPI Win: 107		WON-LOST RECORD		WINNING PCT. RANK		LAST 10 GAMES		STRENGTH OF SCHEDULE		OPP. STRENGTH OF SCHEDULE		TEAM RPI		ADJ RPI		CONF. RPI		ADJ CONF. RPI	
Average RPI Loss: 21																			
DIV. I ONLY		11- 7		.61111 102		4- 6		15		10		35		.62412 34		1		1	
DIV. I NON-CONF.		9- 1		.9 24		2- 0		42		41		11		.66857 13		2		2	
TOTALS		RPI 1-25		RPI 26-50		W-L RECORDS		RPI 51-100		RPI 101-150		RPI 150+							
11- 7		1- 4		1- 2		OVERALL		2- 1		6- 0		1- 0							
0- 2		0- 1		0- 1		HOME		0- 0		0- 0		0- 0							
5- 5		0- 3		1- 1		AWAY		1- 1		3- 0		0- 0							
6- 0		1- 0		0- 0		NEUTRAL		1- 0		3- 0		1- 0							
9- 1		1- 1		0- 0		NON-CONFERENCE		1- 0		6- 0		1- 0							
0- 0		0- 0		0- 0		HOME		0- 0		0- 0		0- 0							
3- 1		0- 1		0- 0		AWAY		0- 0		3- 0		0- 0							
6- 0		1- 0		0- 0		NEUTRAL		1- 0		3- 0		1- 0							
2- 6		0- 3		1- 2		CONFERENCE		1- 1		0- 0		0- 0							
0- 2		0- 1		0- 1		HOME		0- 0		0- 0		0- 0							
2- 4		0- 2		1- 1		AWAY		1- 1		0- 0		0- 0							
0- 0		0- 0		0- 0		NEUTRAL		0- 0		0- 0		0- 0							
RPI S	Opponent		Score		RPI S	Opponent		Score		RPI S	Opponent		Score		RPI S	Opponent		Score	
4 A	Southern California		1	3	28 A	Oregon		1	3	51 A	Colorado		2	3	102 A	Long Beach St.		3	2
5 N	Creighton		3	1	29 H	California		0	3	55 N	Cal St. Northridge		3	2	116 N	North Texas		3	0
8 H	Stanford		0	3	44 A	Arizona St.		3	0	94 A	Oregon St.		3	2	118 N	Santa Clara		3	1
9 A	Hawaii		0	3											130 A	Loyola Marymount		3	1
17 A	Arizona		0	3											135 A	Denver		3	0
															143 N	New Mexico St.		3	0
															238 N	Albany (NY)		3	0
				LAST 10 GAMES															
					44 A	Arizona St.		3	0	8 H	Stanford		0	3					
					17 A	Arizona		0	3	51 A	Colorado		2	3					
					94 A	Oregon St.		3	2	4 A	Southern California		1	3					
					28 A	Oregon		1	3	102 A	Long Beach St.		3	2					
					29 H	California		0	3	5 N	Creighton		3	1					

Non-Div. I Games:

UCLA

[illegible]

Non-Div. I Games:

Purdue

T
u
l
s
a

Tulsa				Through Games Of Through Matches of Oct. 20, 2013												
Average RPI Win:		144	WON-LOST RECORD	WINNING PCT. RANK	LAST 10 GAMES	STRENGTH OF SCHEDULE	OPP. STRENGTH OF SCHEDULE	TEAM RPI	ADJ RPI	CONF. RPI	ADJ CONF. RPI					
Average RPI Loss:		47														
DIV. I ONLY			18- 4	.81818 22	10- 0	71	87	34	.62143 36	11	11					
DIV. I NON-CONF.			11- 4	.73333 64	3- 0	32	56	34	.62727 34	11	11					

TOTALS		RPI 1-25		RPI 26-50		W-L RECORDS		RPI 51-100		RPI 101-150		RPI 150+				
18- 4		0- 2		1- 1		OVERALL		3- 0		7- 1		7- 0				
6- 2		0- 2		0- 0		HOME		0- 0		3- 0		3- 0				
5- 2		0- 0		0- 1		AWAY		1- 0		1- 1		3- 0				
7- 0		0- 0		1- 0		NEUTRAL		2- 0		3- 0		1- 0				
11- 4		0- 2		1- 1		NON-CONFERENCE		3- 0		5- 1		2- 0				
3- 2		0- 2		0- 0		HOME		0- 0		2- 0		1- 0				
1- 2		0- 0		0- 1		AWAY		1- 0		0- 1		0- 0				
7- 0		0- 0		1- 0		NEUTRAL		2- 0		3- 0		1- 0				
7- 0		0- 0		0- 0		CONFERENCE		0- 0		2- 0		5- 0				
3- 0		0- 0		0- 0		HOME		0- 0		1- 0		2- 0				
4- 0		0- 0		0- 0		AWAY		0- 0		1- 0		3- 0				
0- 0		0- 0		0- 0		NEUTRAL		0- 0		0- 0		0- 0				

RPI S	Opponent	Score		RPI S	Opponent	Score		RPI S	Opponent	Score		RPI S	Opponent	Score		
15 H	Oklahoma	2	3	38 A	Kansas St.	1	3	66 N	Missouri St.	3	0	105 H	Oral Roberts	3	2	
23 H	Arkansas	1	3	48 N	Miami (FL)	3	0	80 N	Northeastern	3	2	111 H	Texas St.	3	1	
								86 A	Baylor	3	0	112 A	Dayton	1	3	
								114 N Mississippi St. 3 2								
								115 N LIU Brooklyn 3 2								
								116 H North Texas 3 1								
								132 A UAB 3 2								
								150 N Texas-Arlington 3 0								
								161 H Rice 3 0								
								166 H Northern Colo. 3 1								
								168 A FIU 3 0								
								186 A Fla. Atlantic 3 0								
								230 H East Carolina 3 1								
								264 A Charlotte 3 1								
								285 N Neb. Omaha 3 0								
				LAST 10 GAMES												
				230 H East Carolina 3 1				161 H Rice 3 0								
				264 A Charlotte 3 1				132 A UAB 3 2								
				168 A FIU 3 0				285 N Neb. Omaha 3 0								
				186 A Fla. Atlantic 3 0				48 N Miami (FL) 3 0								
				116 H North Texas 3 1				115 N LIU Brooklyn 3 2								

T
u
l
s
a

Non-Div. I Games:

Tulsa

Average RPI Win: 151		WON-LOST RECORD		WINNING PCT. RANK		LAST 10 GAMES		STRENGTH OF SCHEDULE		OPP. STRENGTH OF SCHEDULE		TEAM RPI		ADJ RPI		CONF. RPI		ADJ CONF. RPI					
DIV. I ONLY		16- 5		.7619		42		7- 3		50		72		36		.61673		37		4		4	
DIV. I NON-CONF.		12- 2		.85714		28		3- 0		183		166		62		.58096		68		4		4	
TOTALS		RPI 1-25		RPI 26-50		W-L RECORDS		RPI 51-100		RPI 101-150		RPI 150+											
16- 5		1- 3		1- 0		OVERALL		5- 1		1- 0		8- 1											
7- 2		0- 2		1- 0		HOME		1- 0		1- 0		4- 0											
5- 1		1- 1		0- 0		AWAY		3- 0		0- 0		1- 0											
4- 2		0- 0		0- 0		NEUTRAL		1- 1		0- 0		3- 1											
12- 2		0- 0		0- 0		NON-CONFERENCE		3- 1		1- 0		8- 1											
5- 0		0- 0		0- 0		HOME		0- 0		1- 0		4- 0											
3- 0		0- 0		0- 0		AWAY		2- 0		0- 0		1- 0											
4- 2		0- 0		0- 0		NEUTRAL		1- 1		0- 0		3- 1											
4- 3		1- 3		1- 0		CONFERENCE		2- 0		0- 0		0- 0											
2- 2		0- 2		1- 0		HOME		1- 0		0- 0		0- 0											
2- 1		1- 1		0- 0		AWAY		1- 0		0- 0		0- 0											
0- 0		0- 0		0- 0		NEUTRAL		0- 0		0- 0		0- 0											
RPI	S	Opponent		Score		RPI	S	Opponent		Score		RPI	S	Opponent		Score							
3	H	Florida		0 3		31	H	LSU		3 1		52	N	Washington St.		0 3							
7	A	Missouri		1 3								58	H	Texas A&M		3 0							
18	H	Kentucky		1 3								75	A	Auburn		3 1							
23	A	Arkansas		3 1								79	A	Army		3 1							
												95	A	Clemson		3 2							
												98	N	Seton Hall		3 1							
														</									

Average RPI Win:	123	WON-LOST RECORD	WINNING PCT. RANK	LAST 10 GAMES	STRENGTH OF SCHEDULE	OPP. STRENGTH OF SCHEDULE	TEAM RPI	ADJ RPI	CONF. RPI	ADJ CONF. RPI		
DIV. I ONLY		14- 5	.73684	51	6- 4	62	37	44	.61643	38	3	3
DIV. I NON-CONF.		12- 1	.92308	11	4- 0	120	40	28	.63897	28	3	3
<hr/>												
TOTALS	RPI 1-25	RPI 26-50		W-L RECORDS		RPI 51-100		RPI 101-150		RPI 150+		
14- 5	1- 2	2- 1		OVERALL		2- 1		5- 1		4- 0		
6- 1	0- 1	1- 0		HOME		1- 0		2- 0		2- 0		
4- 3	1- 1	1- 1		AWAY		1- 1		1- 0		0- 0		
4- 1	0- 0	0- 0		NEUTRAL		0- 0		2- 1		2- 0		
<hr/>												
12- 1	1- 0	2- 0		NON-CONFERENCE		1- 0		5- 1		3- 0		
4- 0	0- 0	1- 0		HOME		0- 0		2- 0		1- 0		
4- 0	1- 0	1- 0		AWAY		1- 0		1- 0		0- 0		
4- 1	0- 0	0- 0		NEUTRAL		0- 0		2- 1		2- 0		
<hr/>												
2- 4	0- 2	0- 1		CONFERENCE		1- 1		0- 0		1- 0		
2- 1	0- 1	0- 0		HOME		1- 0		0- 0		1- 0		
0- 3	0- 1	0- 1		AWAY		0- 1		0- 0		0- 0		
0- 0	0- 0	0- 0		NEUTRAL		0- 0		0- 0		0- 0		
<hr/>												
RPI S	Opponent	Score		RPI S	Opponent	Score		RPI S	Opponent	Score		
10 H	Kansas	0 3		29 A	California	3 2		66 A	Missouri St.	3 0		
15 A	Oklahoma	1 3		36 H	Tulsa	3 1		67 A	West Virginia	1 3		
23 A	Arkansas	3 0		40 A	Iowa St.	0 3		68 H	TCU	3 2		
<hr/>												
				LAST 10 GAMES								
				197 H Texas Tech		3 0		67 A West Virginia		1 3		
				15 A Oklahoma		1 3		66 A Missouri St.		3 0		
				40 A Iowa St.		0 3		180 N Saint Louis		3 1		
				68 H TCU		3 2		23 A Arkansas		3 0		
				10 H Kansas		0 3		29 A California		3 2		

Average RPI Win:	150	WON-LOST RECORD	WINNING PCT. RANK	LAST 10 GAMES	STRENGTH OF SCHEDULE	OPP. STRENGTH OF SCHEDULE	TEAM RPI	ADJ RPI	CONF. RPI	ADJ CONF. RPI					
Average RPI Loss:	30														
DIV. I ONLY	19- 4	.82609	20	8- 2	94	68	38	.61625	39	12	12				
DIV. I NON-CONF.	11- 3	.78571	45	1- 1	80	26	36	.6249	38	12	12				
<hr/>															
TOTALS	RPI 1-25	RPI 26-50		W-L RECORDS	RPI 51-100		RPI 101-150		RPI 150+						
19- 4	0- 2	1- 1		OVERALL	7- 1		2- 0		9- 0						
7- 2	0- 2	0- 0		HOME	3- 0		1- 0		3- 0						
6- 1	0- 0	0- 0		AWAY	1- 1		1- 0		4- 0						
6- 1	0- 0	1- 1		NEUTRAL	3- 0		0- 0		2- 0						
<hr/>															
11- 3	0- 2	1- 1		NON-CONFERENCE	5- 0		1- 0		4- 0						
2- 2	0- 2	0- 0		HOME	2- 0		0- 0		0- 0						
3- 0	0- 0	0- 0		AWAY	0- 0		1- 0		2- 0						
6- 1	0- 0	1- 1		NEUTRAL	3- 0		0- 0		2- 0						
<hr/>															
8- 1	0- 0	0- 0		CONFERENCE	2- 1		1- 0		5- 0						
5- 0	0- 0	0- 0		HOME	1- 0		1- 0		3- 0						
3- 1	0- 0	0- 0		AWAY	1- 1		0- 0		2- 0						
0- 0	0- 0	0- 0		NEUTRAL	0- 0		0- 0		0- 0						
<hr/>															
RPI S	Opponent	Score		RPI S	Opponent	Score		RPI S	Opponent	Score					
5 H	Creighton	2	3	44 N	Arizona St.	0	3	57 H	Louisville	3	2				
9 H	Hawaii	0	3	50 N	VCU	3	0	62 A	Illinois St.	1	3				
								66 H	Missouri St.	3	0				
								69 H	South Dakota	3	0				
								72 A	UNI	3	1				
								82 N	Utah St.	3	2				
								89 N	Fresno St.	3	1				
								93 N	East Tenn. St.	3	0				
								140 H Southern Ill.				3	0		
								146 A Utah Valley				3	0		
								163 A Tennessee				3	0		
								167 N Austin Peay				3	0		
								170 H Loyola Chicago				3	0		
								204 H Bradley				3	0		
								229 N North Dakota St.				3	0		
								237 H Evansville				3	0		
								246 A Portland				3	0		
								275 A Indiana St.				3	0		
								294 A Drake				3	0		
<hr/>															
LAST 10 GAMES															
				170 H Loyola Chicago				3	0	237 H Evansville				3	0
				204 H Bradley				3	0	140 H Southern Ill.				3	0
				57 H Louisville				3	2	294 A Drake				3	0
				275 A Indiana St.				3	0	72 A UNI				3	1
				62 A Illinois St.				1	3	5 H Creighton				2	3

Non-Div. I Games:

Wichita St.

[illegible]

Non-Div. I Games:

Iowa St.

Average RPI Win:		140	WON-LOST RECORD		WINNING PCT. RANK	LAST 10 GAMES		STRENGTH OF SCHEDULE		OPP. STRENGTH OF SCHEDULE	TEAM RPI	ADJ RPI	CONF. RPI	ADJ CONF. RPI			
Average RPI Loss:		42															
DIV. I ONLY			17- 5		.77273	37	6- 4		69		62	39	.61488	41	6	6	
DIV. I NON-CONF.			12- 2		.85714	28	1- 1		133		70	45	.60908	45	7	7	
TOTALS		RPI 1-25		RPI 26-50		W-L RECORDS		RPI 51-100		RPI 101-150		RPI 150+					
17- 5		0- 3		1- 0		OVERALL		4- 2		5- 0		7- 0					
9- 2		0- 2		1- 0		HOME		1- 0		2- 0		5- 0					
3- 3		0- 1		0- 0		AWAY		2- 2		1- 0		0- 0					
5- 0		0- 0		0- 0		NEUTRAL		1- 0		2- 0		2- 0					
12- 2		0- 1		0- 0		NON-CONFERENCE		3- 1		4- 0		5- 0					
6- 1		0- 1		0- 0		HOME		1- 0		2- 0		3- 0					
1- 1		0- 0		0- 0		AWAY		1- 1		0- 0		0- 0					
5- 0		0- 0		0- 0		NEUTRAL		1- 0		2- 0		2- 0					
5- 3		0- 2		1- 0		CONFERENCE		1- 1		1- 0		2- 0					
3- 1		0- 1		1- 0		HOME		0- 0		0- 0		2- 0					
2- 2		0- 1		0- 0		AWAY		1- 1		1- 0		0- 0					
0- 0		0- 0		0- 0		NEUTRAL		0- 0		0- 0		0- 0					
RPI S	Opponent		Score		RPI S	Opponent		Score		RPI S	Opponent		Score				
14 H	Michigan St.		2	3	42 H	North Carolina St.		3	0	57 A	Louisville		2	3			
19 A	Duke		0	3						65 A	Middle Tenn.		3	0			
24 H	North Carolina		2	3						70 N	Bowling Green		3	0			
										74 A	Wake Forest		3	1			
										85 H	Lipscomb		3	0			
										97 A	Pittsburgh		0	3			
													101 A	Maryland		3	2
													106 H	Pacific		3	0
													119 N	North Dakota		3	0
													131 H	Duquesne		3	0
													132 N	UAB		3	1
													161 N	Rice		3	0
													167 N	Austin Peay		3	0
													179 H	Boston College		3	0
													181 H	Syracuse		3	1
													223 H	William & Mary		3	1
													234 H	Towson		3	1
													307 H	Saint Francis (PA)		3	0
LAST 10 GAMES																	
24 H	North Carolina		2	3	97 A	Pittsburgh		0	3								
42 H	North Carolina St.		3	0	19 A	Duke		0	3								
181 H	Syracuse		3	1	74 A	Wake Forest		3	1								
179 H	Boston College		3	0	57 A	Louisville		2	3								
101 A	Maryland		3	2	70 N	Bowling Green		3	0								

Non-Div. I Games:

Virginia Tech

Average RPI Win:		119	WON-LOST RECORD		WINNING PCT. RANK		LAST 10 GAMES		STRENGTH OF SCHEDULE		OPP. STRENGTH OF SCHEDULE		TEAM RPI		ADJ RPI		CONF. RPI		ADJ CONF. RPI				
DIV. I ONLY			12- 8	.6	109	6- 4			19	25	42	.61429	42	2	2								
DIV. I NON-CONF.			8- 4	.66667	83	2- 0			51	53	50	.6011	49	1	1								
TOTALS		RPI 1-25		RPI 26-50		W-L RECORDS		RPI 51-100		RPI 101-150		RPI 150+											
12- 8		0- 6		2- 1		OVERALL		3- 0		4- 1		3- 0											
8- 2		0- 2		1- 0		HOME		1- 0		3- 0		3- 0											
2- 4		0- 2		1- 1		AWAY		0- 0		1- 1		0- 0											
2- 2		0- 2		0- 0		NEUTRAL		2- 0		0- 0		0- 0											
8- 4		0- 3		0- 0		NON-CONFERENCE		2- 0		3- 1		3- 0											
6- 0		0- 0		0- 0		HOME		0- 0		3- 0		3- 0											
0- 2		0- 1		0- 0		AWAY		0- 0		0- 1		0- 0											
2- 2		0- 2		0- 0		NEUTRAL		2- 0		0- 0		0- 0											
4- 4		0- 3		2- 1		CONFERENCE		1- 0		1- 0		0- 0											
2- 2		0- 2		1- 0		HOME		1- 0		0- 0		0- 0											
2- 2		0- 1		1- 1		AWAY		0- 0		1- 0		0- 0											
0- 0		0- 0		0- 0		NEUTRAL		0- 0		0- 0		0- 0											
RPI	S	Opponent		Score		RPI	S	Opponent		Score		RPI	S	Opponent		Score							
2	H	Penn St.		0	3	27	A	Michigan		1	3	91	N	Milwaukee		3	2	103	A	Western Mich.		2	3
9	A	Hawaii		0	3	33	H	Ohio St.		3	1	92	N	Portland St.		3	0	108	A	Indiana		3	2
13	H	Nebraska		1	3	35	A	Purdue		3	2	96	H	Iowa		3	0	123	H	Boise St.		3	0
14	A	Michigan St.		0	3													129	H	South Fla.		3	2
15	N	Oklahoma		1	3													133	H	IUPUI		3	0
17	N	Arizona		1	3													154	H	Miami (OH)		3	0
																		176	H	Belmont		3	1
																		256	H	Columbia		3	0
LAST 10 GAMES																							
						2	H	Penn St.		0	3	27	A	Michigan		1	3						
						33	H	Ohio St.		3	1	96	H	Iowa		3	0						
						35	A	Purdue		3	2	13	H	Nebraska		1	3						
						108	A	Indiana		3	2	133	H	IUPUI		3	0						
						14	A	Michigan St.		0	3	154	H	Miami (OH)		3	0						

Non-Div. I Games:

Northwestern

Average RPI Win:		167	WON-LOST RECORD		WINNING PCT. RANK		LAST 10 GAMES		STRENGTH OF SCHEDULE		OPP. STRENGTH OF SCHEDULE		TEAM RPI		ADJ RPI		CONF. RPI		ADJ CONF. RPI	
DIV. I ONLY			15- 5		.75 45		7- 3		55		77		41		.61429		42		6	
DIV. I NON-CONF.			9- 3		.75 56		1- 1		94		135		59		.58849		62		7	
TOTALS		RPI 1-25		RPI 26-50		W-L RECORDS		RPI 51-100		RPI 101-150		RPI 150+								
15- 5		1- 3		1- 1		OVERALL		3- 1		0- 0		10- 0								
7- 2		1- 1		1- 0		HOME		2- 1		0- 0		3- 0								
5- 2		0- 1		0- 1		AWAY		1- 0		0- 0		4- 0								
3- 1		0- 1		0- 0		NEUTRAL		0- 0		0- 0		3- 0								
9- 3		0- 2		1- 0		NON-CONFERENCE		0- 1		0- 0		8- 0								
4- 2		0- 1		1- 0		HOME		0- 1		0- 0		3- 0								
2- 0		0- 0		0- 0		AWAY		0- 0		0- 0		2- 0								
3- 1		0- 1		0- 0		NEUTRAL		0- 0		0- 0		3- 0								
6- 2		1- 1		0- 1		CONFERENCE		3- 0		0- 0		2- 0								
3- 0		1- 0		0- 0		HOME		2- 0		0- 0		0- 0								
3- 2		0- 1		0- 1		AWAY		1- 0		0- 0		2- 0								
0- 0		0- 0		0- 0		NEUTRAL		0- 0		0- 0		0- 0								
RPI	S	Opponent		Score		RPI	S	Opponent		Score		RPI	S	Opponent		Score				
7	N	Missouri		0	3	41	A	Virginia Tech		0	3	54	H	Colgate		2	3			
11	H	Wisconsin		1	3	50	H	VCU		3	1	74	H	Wake Forest		3	0			
19	H	Duke		3	1							84	H	Notre Dame		3	1			
24	A	North Carolina		0	3							87	A	Virginia		3	0			
												161	A	Rice		3	1			
												162	N	Cleveland St.		3	0			
												179	A	Boston College		3	0			
												181	A	Syracuse		3	1			
												187	H	Appalachian St.		3	0			
												214	N	Houston Baptist		3	1			
												234	H	Towson		3	1			
												282	A	Canisius		3	0			
												292	N	Hartford		3	0			
												303	H	Binghamton		3	0			
LAST 10 GAMES																				
87 A Virginia						3	0	179 A Boston College						3	0					
41 A Virginia Tech						0	3	84 H Notre Dame						3	1					
19 H Duke						3	1	24 A North Carolina						0	3					
74 H Wake Forest						3	0	54 H Colgate						2	3					
181 A Syracuse						3	1	50 H VCU						3	1					

Non-Div. I Games:

North Carolina St.

Average RPI Win: 143		WON-LOST	WINNING	LAST 10	STRENGTH OF		OPP. STRENGTH	TEAM	ADJ	CONF.	ADJ CONF.
Average RPI Loss: 22		RECORD	PCT. RANK	GAMES	SCHEDULE		OF SCHEDULE	RPI	RPI	RPI	RPI
DIV. I ONLY		13- 7	.65	80	38		26	48	.61318	44	1
DIV. I NON-CONF.		11- 1	.91667	14	139		83	38	.6261	37	2
TOTALS		RPI 1-25	RPI 26-50		W-L RECORDS		RPI 51-100		RPI 101-150		RPI 150+
13- 7	2- 4	1- 2		OVERALL		1- 1		4- 0		5- 0	
5- 3	1- 1	0- 2		HOME		1- 0		1- 0		2- 0	
2- 4	0- 3	0- 0		AWAY		0- 1		2- 0		0- 0	
6- 0	1- 0	1- 0		NEUTRAL		0- 0		1- 0		3- 0	
11- 1	1- 1	1- 0		NON-CONFERENCE		0- 0		4- 0		5- 0	
3- 0	0- 0	0- 0		HOME		0- 0		1- 0		2- 0	
2- 1	0- 1	0- 0		AWAY		0- 0		2- 0		0- 0	
6- 0	1- 0	1- 0		NEUTRAL		0- 0		1- 0		3- 0	
2- 6	1- 3	0- 2		CONFERENCE		1- 1		0- 0		0- 0	
2- 3	1- 1	0- 2		HOME		1- 0		0- 0		0- 0	
0- 3	0- 2	0- 0		AWAY		0- 1		0- 0		0- 0	
0- 0	0- 0	0- 0		NEUTRAL		0- 0		0- 0		0- 0	
RPI S	Opponent	Score		RPI S	Opponent	Score		RPI S	Opponent	Score	
1 N	Texas	3	0	28 H	Oregon	1	3	52 A	Washington St.	2	3
4 H	Southern California	0	3	34 H	UCLA	0	3	94 H	Oregon St.	3	0
6 A	Washington	0	3	39 N	Wichita St.	3	0				
8 A	Stanford	0	3								
17 H	Arizona	3	0								
25 A	Illinois	2	3								
LAST 10 GAMES											
	34 H UCLA	0	3		94 H Oregon St.	3	0				
	4 H Southern California	0	3		8 A Stanford	0	3				
	6 A Washington	0	3		17 H Arizona	3	0				
	52 A Washington St.	2	3		290 H La.-Monroe	3	0				
	28 H Oregon	1	3		291 H Alabama St.	3	0				

Non-Div. I Games:

Arizona St.

Average RPI Win: 141		WON-LOST RECORD		WINNING PCT. RANK		LAST 10 GAMES		STRENGTH OF SCHEDULE		OPP. STRENGTH OF SCHEDULE		TEAM RPI		ADJ RPI		CONF. RPI		ADJ CONF. RPI					
Average RPI Loss: 75		16- 4		.8 26		7- 3		78		79		40		.61189 45		9		9					
DIV. I ONLY		10- 2		.83333 33		1- 1		90		52		39		.62209 40		10		10					
DIV. I NON-CONF.																							
TOTALS		RPI 1-25		RPI 26-50		W-L RECORDS		RPI 51-100		RPI 101-150		RPI 150+											
16- 4		0- 1		1- 2		OVERALL		4- 0		5- 0		6- 1											
5- 2		0- 1		0- 1		HOME		1- 0		2- 0		2- 0											
5- 2		0- 0		1- 1		AWAY		2- 0		1- 0		1- 1											
6- 0		0- 0		0- 0		NEUTRAL		1- 0		2- 0		3- 0											
10- 2		0- 1		1- 1		NON-CONFERENCE		2- 0		3- 0		4- 0											
2- 1		0- 1		0- 0		HOME		0- 0		1- 0		1- 0											
2- 1		0- 0		1- 1		AWAY		1- 0		0- 0		0- 0											
6- 0		0- 0		0- 0		NEUTRAL		1- 0		2- 0		3- 0											
6- 2		0- 0		0- 1		CONFERENCE		2- 0		2- 0		2- 1											
3- 1		0- 0		0- 1		HOME		1- 0		1- 0		1- 0											
3- 1		0- 0		0- 0		AWAY		1- 0		1- 0		1- 1											
0- 0		0- 0		0- 0		NEUTRAL		0- 0		0- 0		0- 0											
RPI	S	Opponent		Score		RPI	S	Opponent		Score		RPI	S	Opponent		Score							
24	H	North Carolina		2	3	27	A	Michigan		2	3	59	A	Western Ky.		3	0	101	N	Maryland		3	0
						28	A	Oregon		3	0	70	H	Bowling Green		3	0	104	N	UNLV		3	0
						47	H	Ball St.		2	3	83	A	Buffalo		3	1	112	H	Dayton		3	0
												87	N	Virginia		3	2	138	H	Toledo		3	1
																		139	A	Eastern Mich.		3	1
																		152	N	Marshall		3	1
																		154	H	Miami (OH)		3	1
																		201	A	Kent St.		1	3
																		212	N	Eastern Wash.		3	0
																		251	H	Cincinnati		3	0
																		255	A	Akron		3	0
																		306	N	Bryant		3	0
						LAST 10 GAMES																	
						47	H	Ball St.		2	3	154	H	Miami (OH)		3	1						
						138	H	Toledo		3	1	255	A	Akron		3	0						
						139	A	Eastern Mich.		3	1	83	A	Buffalo		3	1						
						201	A	Kent St.		1	3	27	A	Michigan		2	3						
						70	H	Bowling Green		3	0	101	N	Maryland		3	0						

Non-Div. I Games:

Ohio

Average RPI Win:		185	WON-LOST RECORD		WINNING PCT. RANK		LAST 10 GAMES		STRENGTH OF SCHEDULE		OPP. STRENGTH OF SCHEDULE		TEAM RPI		ADJ RPI		CONF. RPI		ADJ CONF. RPI	
DIV. I ONLY			13- 3		.8125 24		9- 1		93		82		46		.61024 46		18		19	
DIV. I NON-CONF.			6- 3		.66667 83		2- 1		37		14		41		.61875 41		21		20	
TOTALS		RPI 1-25		RPI 26-50		W-L RECORDS		RPI 51-100		RPI 101-150		RPI 150+								
13- 3		0- 3		0- 0		OVERALL		3- 0		0- 0		10- 0								
7- 1		0- 1		0- 0		HOME		2- 0		0- 0		5- 0								
2- 1		0- 0		0- 0		AWAY		0- 0		0- 0		2- 0								
4- 1		0- 1		0- 0		NEUTRAL		1- 0		0- 0		3- 0								
6- 3		0- 3		0- 0		NON-CONFERENCE		3- 0		0- 0		3- 0								
2- 1		0- 1		0- 0		HOME		2- 0		0- 0		0- 0								
0- 1		0- 1		0- 0		AWAY		0- 0		0- 0		0- 0								
4- 1		0- 1		0- 0		NEUTRAL		1- 0		0- 0		3- 0								
7- 0		0- 0		0- 0		CONFERENCE		0- 0		0- 0		7- 0								
5- 0		0- 0		0- 0		HOME		0- 0		0- 0		5- 0								
2- 0		0- 0		0- 0		AWAY		0- 0		0- 0		2- 0								
0- 0		0- 0		0- 0		NEUTRAL		0- 0		0- 0		0- 0								
RPI	S	Opponent		Score		RPI	S	Opponent		Score		RPI	S	Opponent		Score				
2	A	Penn St.		0	3							158	H	Harvard		3	0			
7	H	Missouri		1	3							174	H	Penn		3	1			
8	N	Stanford		0	3							183	N	Eastern Ky.		3	1			
												210	N	Air Force		3	0			
												224	H	Brown		3	0			
												225	A	Cornell		3	0			
												228	H	Dartmouth		3	0			
												238	N	Albany (NY)		3	0			
												256	A	Columbia		3	1			
												283	H	Princeton		3	1			
LAST 10 GAMES																				
						256	A	Columbia		3	1	158	H	Harvard		3	0			
						225	A	Cornell		3	0	224	H	Brown		3	0			
						283	H	Princeton		3	1	238	N	Albany (NY)		3	0			
						174	H	Penn		3	1	2	A	Penn St.		0	3			
						228	H	Dartmouth		3	0	183	N	Eastern Ky.		3	1			

Non-Div. I Games:

Yale

Average RPI Win:		168	WON-LOST		WINNING		LAST 10		STRENGTH OF		OPP. STRENGTH		TEAM		ADJ		CONF.		ADJ CONF.		
Average RPI Loss:		75	RECORD		PCT. RANK		GAMES		SCHEDULE		OF SCHEDULE		RPI		RPI		RPI		RPI		
DIV. I ONLY			19- 4		.82609		20		9- 1		136		47		.60984		47		9		
DIV. I NON-CONF.			12- 3		.8		40		2- 0		137		154		65		.58569		10		
TOTALS		RPI 1-25		RPI 26-50		W-L RECORDS		RPI 51-100		RPI 101-150		RPI 150+									
19- 4		0- 2		1- 0		OVERALL		3- 0		6- 2		9- 0									
5- 0		0- 0		0- 0		HOME		1- 0		4- 0		0- 0									
6- 3		0- 1		1- 0		AWAY		2- 0		1- 2		2- 0									
8- 1		0- 1		0- 0		NEUTRAL		0- 0		1- 0		7- 0									
12- 3		0- 2		0- 0		NON-CONFERENCE		2- 0		3- 1		7- 0									
2- 0		0- 0		0- 0		HOME		0- 0		2- 0		0- 0									
2- 2		0- 1		0- 0		AWAY		2- 0		0- 1		0- 0									
8- 1		0- 1		0- 0		NEUTRAL		0- 0		1- 0		7- 0									
7- 1		0- 0		1- 0		CONFERENCE		1- 0		3- 1		2- 0									
3- 0		0- 0		0- 0		HOME		1- 0		2- 0		0- 0									
4- 1		0- 0		1- 0		AWAY		0- 0		1- 1		2- 0									
0- 0		0- 0		0- 0		NEUTRAL		0- 0		0- 0		0- 0									
RPI	S	Opponent		Score		RPI	S	Opponent		Score		RPI	S	Opponent		Score					
12	A	Minnesota		0	3	45	A	Ohio		3	2	83	H	Buffalo		3	0				
19	N	Duke		0	3							88	A	Col. of Charleston		3	1				
												96	A	Iowa		3	1				
												103	H	Western Mich.		3	1				
												110	H	Northern Ill.		3	0				
												128	N	SMU		3	1				
												129	A	South Fla.		2	3				
												133	H	IUPUI		3	0				
												138	A	Toledo		1	3				
												139	A	Eastern Mich.		3	0				
												148	H	IPFW		3	2				
												167	N	Austin Peay		3	0				
												198	A	Central Mich.		3	0				
												201	A	Kent St.		3	1				
												235	N	UNC Asheville		3	0				
												236	N	Western Ill.		3	0				
												236	N	Western Ill.		3	1				
												245	N	Ill.-Chicago		3	0				
												294	N	Drake		3	0				
												305	N	Citadel		3	0				
LAST 10 GAMES																					
45 A Ohio						3	2	138 A Toledo						1	3						
201 A Kent St.						3	1	198 A Central Mich.						3	0						
110 H Northern Ill.						3	0	139 A Eastern Mich.						3	0						
103 H Western Mich.						3	1	88 A Col. of Charleston						3	1						
83 H Buffalo						3	0	128 N SMU						3	1						

Non-Div. I Games:

Ball St.

Average RPI Win: 129		WON-LOST RECORD		WINNING PCT. RANK		LAST 10 GAMES		STRENGTH OF SCHEDULE		OPP. STRENGTH OF SCHEDULE		TEAM RPI		ADJ RPI		CONF. RPI		ADJ CONF. RPI	
Average RPI Loss: 47																			
DIV. I ONLY		13- 5		.72222		54		7- 3		72		40		51		.60954		48	
DIV. I NON-CONF.		7- 3		.7		75		1- 1		39		33		40		.62669		36	
TOTALS		RPI 1-25		RPI 26-50		W-L RECORDS		RPI 51-100		RPI 101-150		RPI 150+							
13- 5		1- 0		1- 3		OVERALL		2- 2		4- 0		5- 0							
3- 1		0- 0		1- 1		HOME		1- 0		1- 0		0- 0							
7- 3		1- 0		0- 1		AWAY		1- 2		2- 0		3- 0							
3- 1		0- 0		0- 1		NEUTRAL		0- 0		1- 0		2- 0							
7- 3		1- 0		1- 2		NON-CONFERENCE		0- 1		3- 0		2- 0							
1- 1		0- 0		1- 1		HOME		0- 0		0- 0		0- 0							
3- 1		1- 0		0- 0		AWAY		0- 1		2- 0		0- 0							
3- 1		0- 0		0- 1		NEUTRAL		0- 0		1- 0		2- 0							
6- 2		0- 0		0- 1		CONFERENCE		2- 1		1- 0		3- 0							
2- 0		0- 0		0- 0		HOME		1- 0		1- 0		0- 0							
4- 2		0- 0		0- 1		AWAY		1- 1		0- 0		3- 0							
0- 0		0- 0		0- 0		NEUTRAL		0- 0		0- 0		0- 0							
RPI S	Opponent	Score		RPI S	Opponent	Score		RPI S	Opponent	Score		RPI S	Opponent	Score					
15 A	Oklahoma	3 0		31 H	LSU	2 3		53 A	St. Mary's (CA)	0 3		101 H	Maryland	3 0					
				31 H	LSU	3 2		84 A	Notre Dame	1 3		102 N	Long Beach St.	3 2					
				32 A	Florida St.	1 3		95 A	Clemson	3 1		107 A	San Francisco	3 0					
				36 N	Tulsa	0 3		97 H	Pittsburgh	3 0		129 A	South Fla.	3 1					
												167 N	Austin Peay	3 1					
												179 A	Boston College	3 2					
												181 A	Syracuse	3 1					
												182 A	Georgia Tech	3 1					
												285 N	Neb. Omaha	3 0					
				LAST 10 GAMES															
				84 A Notre Dame				1 3				95 A Clemson				3 1			
				32 A Florida St.				1 3				181 A Syracuse				3 1			
				101 H Maryland				3 0				179 A Boston College				3 2			
				97 H Pittsburgh				3 0				36 N Tulsa				0 3			
				182 A Georgia Tech				3 1				15 A Oklahoma				3 0			

Non-Div. I Games:

Miami (FL)

Butler

Non-Div. I Games:	Marian (IN)	3	0
--------------------------	--------------------	----------	----------

Average RPI Win: 160		WON-LOST RECORD		WINNING PCT. RANK		LAST 10 GAMES		STRENGTH OF SCHEDULE		OPP. STRENGTH OF SCHEDULE		TEAM RPI		ADJ RPI		CONF. RPI		ADJ CONF. RPI	
Average RPI Loss: 57																			
DIV. I ONLY		19- 5		.79167 31		9- 1		77		93		45		.60749 50		20		20	
DIV. I NON-CONF.		12- 4		.75 56		2- 0		43		66		35		.62471 39		18		19	
TOTALS		RPI 1-25		RPI 26-50		W-L RECORDS		RPI 51-100		RPI 101-150		RPI 150+							
19- 5		0- 2		0- 2		OVERALL		4- 0		5- 0		10- 1							
6- 0		0- 0		0- 0		HOME		0- 0		1- 0		5- 0							
6- 3		0- 1		0- 1		AWAY		0- 0		3- 0		3- 1							
7- 2		0- 1		0- 1		NEUTRAL		4- 0		1- 0		2- 0							
12- 4		0- 2		0- 2		NON-CONFERENCE		4- 0		2- 0		6- 0							
2- 0		0- 0		0- 0		HOME		0- 0		0- 0		2- 0							
3- 2		0- 1		0- 1		AWAY		0- 0		1- 0		2- 0							
7- 2		0- 1		0- 1		NEUTRAL		4- 0		1- 0		2- 0							
7- 1		0- 0		0- 0		CONFERENCE		0- 0		3- 0		4- 1							
4- 0		0- 0		0- 0		HOME		0- 0		1- 0		3- 0							
3- 1		0- 0		0- 0		AWAY		0- 0		2- 0		1- 1							
0- 0		0- 0		0- 0		NEUTRAL		0- 0		0- 0		0- 0							
RPI S	Opponent	Score		RPI S	Opponent	Score		RPI S	Opponent	Score		RPI S	Opponent	Score					
11 N	Wisconsin	2	3	39 N	Wichita St.	0	3	54 N	Colgate	3	2	112 A	Dayton	3	2				
18 A	Kentucky	2	3	42 A	North Carolina St.	1	3	62 N	Illinois St.	3	1	112 H	Dayton	3	1				
								93 N	East Tenn. St.	3	2	131 A	Duquesne	3	2				
								93 N	East Tenn. St.	3	0	133 A	IUPUI	3	2				
												134 N	FGCU	3	0				
												163 A	Tennessee	3	2				
												167 N	Austin Peay	3	0				
												177 A	George Washington	2	3				
												177 H	George Washington	3	0				
												180 H	Saint Louis	3	0				
												190 H	Hampton	3	0				
												211 N	Liberty	3	0				
												216 A	High Point	3	0				
												266 A	George Mason	3	2				
												266 H	George Mason	3	0				
												288 H	Norfolk St.	3	0				
						</													

Average RPI Win:	128	WON-LOST	WINNING	LAST 10	STRENGTH OF	OPP. STRENGTH	TEAM	ADJ	CONF.	ADJ CONF.	
Average RPI Loss:	50	RECORD	PCT. RANK	GAMES	SCHEDULE	OF SCHEDULE	RPI	RPI	RPI	RPI	
DIV. I ONLY	12- 6	.66667	69	5- 5	47	35	49	.6066	51	1	1
DIV. I NON-CONF.	8- 2	.8	40	1- 1	165	140	69	.57794	71	2	2
<hr/>											
TOTALS	RPI 1-25	RPI 26-50		W-L RECORDS	RPI 51-100		RPI 101-150		RPI 150+		
12- 6	1- 2	1- 2		OVERALL	4- 1		1- 0		5- 1		
4- 1	1- 0	1- 0		HOME	2- 1		0- 0		0- 0		
3- 5	0- 2	0- 2		AWAY	2- 0		0- 0		1- 1		
5- 0	0- 0	0- 0		NEUTRAL	0- 0		1- 0		4- 0		
<hr/>											
8- 2	0- 0	0- 0		NON-CONFERENCE	2- 1		1- 0		5- 1		
1- 1	0- 0	0- 0		HOME	1- 1		0- 0		0- 0		
2- 1	0- 0	0- 0		AWAY	1- 0		0- 0		1- 1		
5- 0	0- 0	0- 0		NEUTRAL	0- 0		1- 0		4- 0		
<hr/>											
4- 4	1- 2	1- 2		CONFERENCE	2- 0		0- 0		0- 0		
3- 0	1- 0	1- 0		HOME	1- 0		0- 0		0- 0		
1- 4	0- 2	0- 2		AWAY	1- 0		0- 0		0- 0		
0- 0	0- 0	0- 0		NEUTRAL	0- 0		0- 0		0- 0		
<hr/>											
RPI S	Opponent	Score		RPI S	Opponent	Score		RPI S	Opponent	Score	
6	H Washington	3	1	28	A Oregon	0	3	52	H Washington St.	3	1
8	A Stanford	0	3	29	A California	0	3	53	H St. Mary's (CA)	1	3
22	A Utah	2	3	34	H UCLA	3	2	53	H St. Mary's (CA)	3	1
								86	A Baylor	3	0
								94	A Oregon St.	3	0

Average RPI Win: 162		WON-LOST	WINNING	LAST 10	STRENGTH OF		OPP. STRENGTH	TEAM	ADJ	CONF.	ADJ CONF.
Average RPI Loss: 22		RECORD	PCT. RANK	GAMES	SCHEDULE		OF SCHEDULE	RPI	RPI	RPI	RPI
DIV. I ONLY		15-6	.71429	56	4-6		68	60	52	.60019	52
DIV. I NON-CONF.		13-0	1	1	2-0		195	164	42	.61711	43
TOTALS		RPI 1-25	RPI 26-50		W-L RECORDS		RPI 51-100		RPI 101-150		RPI 150+
15-6	0-4	2-1		OVERALL		4-1		0-0		9-0	
8-4	0-3	1-1		HOME		1-0		0-0		6-0	
3-2	0-1	0-0		AWAY		2-1		0-0		1-0	
4-0	0-0	1-0		NEUTRAL		1-0		0-0		2-0	
13-0	0-0	1-0		NON-CONFERENCE		3-0		0-0		9-0	
7-0	0-0	0-0		HOME		1-0		0-0		6-0	
2-0	0-0	0-0		AWAY		1-0		0-0		1-0	
4-0	0-0	1-0		NEUTRAL		1-0		0-0		2-0	
2-6	0-4	1-1		CONFERENCE		1-1		0-0		0-0	
1-4	0-3	1-1		HOME		0-0		0-0		0-0	
1-2	0-1	0-0		AWAY		1-1		0-0		0-0	
0-0	0-0	0-0		NEUTRAL		0-0		0-0		0-0	
RPI S	Opponent	Score	RPI S	Opponent	Score	RPI S	Opponent	Score	RPI S	Opponent	Score
6 H	Washington	0 3	29 H	California	1 3	51 A	Colorado	1 3	155 H	Idaho	3 0
8 H	Stanford	0 3	37 N	Alabama	3 0	69 H	South Dakota	3 0	197 H	Texas Tech	3 0
17 H	Arizona	2 3	44 H	Arizona St.	3 2	79 A	Army	3 1	200 A	Sam Houston St.	3 0
22 A	Utah	2 3				94 A	Oregon St.	3 2	203 H	Seattle	3 0
						98 N	Seton Hall	3 2	212 H	Eastern Wash.	3 0
									213 H	Montana	3 1
									254 N	Lamar	3 0
									260 H	Nevada	3 1
									311 N	Jackson St.	3 0
LAST 10 GAMES											
29 H	California	1 3	22 A	Utah	2 3						
8 H	Stanford	0 3	94 A	Oregon St.	3 2						
17 H	Arizona	2 3	6 H	Washington	0 3						
44 H	Arizona St.	3 2	260 H	Nevada	3 1						
51 A	Colorado	1 3	203 H	Seattle	3 0						

Non-Div. I Games:

Washington St.

Average RPI Win:	107	WON-LOST	WINNING	LAST 10	STRENGTH OF	OPP. STRENGTH	TEAM	ADJ	CONF.	ADJ CONF.					
Average RPI Loss:	53	RECORD	PCT. RANK	GAMES	SCHEDULE	OF SCHEDULE	RPI	RPI	RPI	RPI					
DIV. I ONLY		11- 6	.64706	87	7- 3	63	20	56	.60012	53	7	7			
DIV. I NON-CONF.		4- 4	.5	165	0- 1	24	4	61	.59295	55	5	5			
<hr/>															
TOTALS	RPI 1-25	RPI 26-50			W-L RECORDS	RPI 51-100		RPI 101-150			RPI 150+				
11- 6	1- 2	2- 1			OVERALL	2- 1		4- 2			2- 0				
7- 0	0- 0	1- 0			HOME	1- 0		3- 0			2- 0				
3- 5	1- 2	0- 1			AWAY	1- 1		1- 1			0- 0				
1- 1	0- 0	1- 0			NEUTRAL	0- 0		0- 1			0- 0				
<hr/>															
4- 4	0- 2	2- 0			NON-CONFERENCE	1- 1		0- 1			1- 0				
2- 0	0- 0	1- 0			HOME	0- 0		0- 0			1- 0				
1- 3	0- 2	0- 0			AWAY	1- 1		0- 0			0- 0				
1- 1	0- 0	1- 0			NEUTRAL	0- 0		0- 1			0- 0				
<hr/>															
7- 2	1- 0	0- 1			CONFERENCE	1- 0		4- 1			1- 0				
5- 0	0- 0	0- 0			HOME	1- 0		3- 0			1- 0				
2- 2	1- 0	0- 1			AWAY	0- 0		1- 1			0- 0				
0- 0	0- 0	0- 0			NEUTRAL	0- 0		0- 0			0- 0				
<hr/>															
RPI S	Opponent	Score		RPI S	Opponent	Score		RPI S	Opponent	Score					
8 A	Stanford	1	3	26 A	BYU	2	3	51 A	Colorado	1	3	106 H	Pacific	3	1
13 A	Nebraska	1	3	40 N	Iowa St.	3	1	51 A	Colorado	3	1	107 A	San Francisco	1	3
20 A	San Diego	3	2	48 H	Miami (FL)	3	0	71 H	Pepperdine	3	0	112 N	Dayton	2	3
												118 A	Santa Clara	3	2
												130 H	Loyola Marymount	3	2
												136 H	Gonzaga	3	1
												210 H	Air Force	3	0
												246 H	Portland	3	0
<hr/>															
				LAST 10 GAMES											
				118 A Santa Clara				3	2	20 A San Diego				3	2
				107 A San Francisco				1	3	26 A BYU				2	3
				71 H Pepperdine				3	0	136 H Gonzaga				3	1
				130 H Loyola Marymount				3	2	8 A Stanford				1	3
				106 H Pacific				3	1	246 H Portland				3	0

Non-Div. I Games:

St. Mary's (CA)

Average RPI Win: 200		WON-LOST	WINNING	LAST 10	STRENGTH OF		OPP. STRENGTH	TEAM	ADJ	CONF.	ADJ CONF.
Average RPI Loss: 48		RECORD	PCT. RANK	GAMES	SCHEDULE		OF SCHEDULE	RPI	RPI	RPI	RPI
DIV. I ONLY		15- 6	.71429	56	8- 2		49	150	54	.59998	54
DIV. I NON-CONF.		8- 5	.61538	111	1- 1		25	111	52	.59697	53
TOTALS		RPI 1-25	RPI 26-50		W-L RECORDS		RPI 51-100		RPI 101-150		RPI 150+
15- 6	0- 2	1- 2		OVERALL		2- 1		1- 1		11- 0	
7- 1	0- 0	0- 0		HOME		1- 1		1- 0		5- 0	
5- 2	0- 0	1- 1		AWAY		0- 0		0- 1		4- 0	
3- 3	0- 2	0- 1		NEUTRAL		1- 0		0- 0		2- 0	
8- 5	0- 2	1- 2		NON-CONFERENCE		1- 0		1- 1		5- 0	
4- 0	0- 0	0- 0		HOME		0- 0		1- 0		3- 0	
1- 2	0- 0	1- 1		AWAY		0- 0		0- 1		0- 0	
3- 3	0- 2	0- 1		NEUTRAL		1- 0		0- 0		2- 0	
7- 1	0- 0	0- 0		CONFERENCE		1- 1		0- 0		6- 0	
3- 1	0- 0	0- 0		HOME		1- 1		0- 0		2- 0	
4- 0	0- 0	0- 0		AWAY		0- 0		0- 0		4- 0	
0- 0	0- 0	0- 0		NEUTRAL		0- 0		0- 0		0- 0	
RPI S	Opponent	Score		RPI S	Opponent	Score		RPI S	Opponent	Score	
7 N	Missouri	0	3	42 A	North Carolina St.	3	2	61 H	American	2	3
11 N	Wisconsin	0	3	46 A	Yale	0	3	79 H	Army	3	1
				50 N	VCU	2	3	98 N	Seton Hall	3	2
				LAST 10 GAMES							
				281 A	Lafayette	3	0	232 A	Navy	3	1
				248 A	Bucknell	3	0	171 A	Lehigh	3	1
				238 H	Albany (NY)	3	0	257 H	Holy Cross	3	0
				274 H	Loyola Maryland	3	1	79 H	Army	3	1
				61 H	American	2	3	11 N	Wisconsin	0	3
								115 A	LIU Brooklyn	2	3
								149 H	St. John's (NY)	3	0
								171 A	Lehigh	3	1
								191 N	Fairfield	3	1
								209 H	Central Conn. St.	3	0
								225 N	Cornell	3	0
								232 A	Navy	3	1
								238 H	Albany (NY)	3	0
								248 A	Bucknell	3	0
								257 H	Holy Cross	3	0
								274 H	Loyola Maryland	3	1
								281 A	Lafayette	3	0
								303 H	Binghamton	3	1

Non-Div. I Games:

Colgate

Average RPI Win:	160	WON-LOST RECORD	WINNING PCT. RANK	LAST 10 GAMES	STRENGTH OF SCHEDULE	OPP. STRENGTH OF SCHEDULE	TEAM RPI	ADJ RPI	CONF. RPI	ADJ CONF. RPI			
DIV. I ONLY		16- 4	.8 26	8- 2	126	67	53	.59885	55	8 8			
DIV. I NON-CONF.		10- 3	.76923 52	2- 1	85	60	46	.60718	46	8 8			
<hr/>													
TOTALS	RPI 1-25	RPI 26-50		W-L RECORDS	RPI 51-100		RPI 101-150		RPI 150+				
16- 4	0- 2	0- 1		OVERALL	3- 1		6- 0		7- 0				
4- 0	0- 0	0- 0		HOME	1- 0		2- 0		1- 0				
6- 2	0- 1	0- 0		AWAY	1- 1		3- 0		2- 0				
6- 2	0- 1	0- 1		NEUTRAL	1- 0		1- 0		4- 0				
<hr/>													
10- 3	0- 2	0- 1		NON-CONFERENCE	2- 0		2- 0		6- 0				
1- 0	0- 0	0- 0		HOME	0- 0		0- 0		1- 0				
3- 1	0- 1	0- 0		AWAY	1- 0		1- 0		1- 0				
6- 2	0- 1	0- 1		NEUTRAL	1- 0		1- 0		4- 0				
<hr/>													
6- 1	0- 0	0- 0		CONFERENCE	1- 1		4- 0		1- 0				
3- 0	0- 0	0- 0		HOME	1- 0		2- 0		0- 0				
3- 1	0- 0	0- 0		AWAY	0- 1		2- 0		1- 0				
0- 0	0- 0	0- 0		NEUTRAL	0- 0		0- 0		0- 0				
<hr/>													
RPI S	Opponent	Score	RPI S	Opponent	Score	RPI S	Opponent	Score	RPI S	Opponent	Score		
5 N	Creighton	0 3	34 N	UCLA	2 3	63 A	UC Santa Barbara	0 3	102 H	Long Beach St.	3 1		
6 A	Washington	1 3				78 H	UC Irvine	3 1	118 N	Santa Clara	3 0		
						89 A	Fresno St.	3 2	126 A	Cal Poly	3 2		
						90 N	San Diego St.	3 2	135 A	Denver	3 1		
									142 A	Cal St. Fullerton	3 0		
									145 H	UC Davis	3 2		
									155 N	Idaho	3 2		
									160 A	Northern Ariz.	3 1		
									161 N	Rice	3 2		
									203 H	Seattle	3 0		
									284 N	Coppin St.	3 0		
									284 N	Coppin St.	3 0		
									293 A	UC Riverside	3 0		
<hr/>													
LAST 10 GAMES													
126 A Cal Poly					3	2	293 A UC Riverside					3	0
63 A UC Santa Barbara					0	3	145 H UC Davis					3	2
78 H UC Irvine					3	1	284 N Coppin St.					3	0
102 H Long Beach St.					3	1	6 A Washington					1	3
142 A Cal St. Fullerton					3	0	284 N Coppin St.					3	0

Non-Div. I Games:

Cal St. Northridge

Average RPI Win: 142		WON-LOST RECORD	WINNING PCT. RANK		LAST 10 GAMES		STRENGTH OF SCHEDULE		OPP. STRENGTH OF SCHEDULE		TEAM RPI	ADJ RPI	CONF. RPI	ADJ CONF. RPI			
Average RPI Loss: 54																	
DIV. I ONLY		12- 8	.6	109	5- 5		31		61		55	.5952	56	5	5		
DIV. I NON-CONF.		8- 6	.57143	136	1- 3		83		118		93	.55598	94	6	6		
TOTALS		RPI 1-25		RPI 26-50		W-L RECORDS		RPI 51-100		RPI 101-150		RPI 150+					
12- 8		0- 2		2- 2		OVERALL		3- 3		3- 1		4- 0					
7- 2		0- 1		1- 1		HOME		3- 0		1- 0		2- 0					
3- 4		0- 1		1- 1		AWAY		0- 1		1- 1		1- 0					
2- 2		0- 0		0- 0		NEUTRAL		0- 2		1- 0		1- 0					
8- 6		0- 0		0- 2		NON-CONFERENCE		2- 3		2- 1		4- 0					
4- 1		0- 0		0- 1		HOME		2- 0		0- 0		2- 0					
2- 3		0- 0		0- 1		AWAY		0- 1		1- 1		1- 0					
2- 2		0- 0		0- 0		NEUTRAL		0- 2		1- 0		1- 0					
4- 2		0- 2		2- 0		CONFERENCE		1- 0		1- 0		0- 0					
3- 1		0- 1		1- 0		HOME		1- 0		1- 0		0- 0					
1- 1		0- 1		1- 0		AWAY		0- 0		0- 0		0- 0					
0- 0		0- 0		0- 0		NEUTRAL		0- 0		0- 0		0- 0					
RPI	S	Opponent		Score		RPI	S	Opponent		Score		RPI	S	Opponent		Score	
5	A	Creighton		2 3		27	H	Michigan		0 3		61	N	American		2 3	
5	H	Creighton		1 3		33	A	Ohio St.		1 3		78	A	UC Irvine		2 3	
						49	A	Butler		3 1		89	N	Fresno St.		0 3	
						49	H	Butler		3 2		95	H	Clemson		3 0	
												98	H	Seton Hall		3 1	
												99	H	Morehead St.		3 0	

[illegible]

Non-Div. I Games:

Louisville

Average RPI Win:		141	WON-LOST RECORD		WINNING PCT. RANK	LAST 10 GAMES		STRENGTH OF SCHEDULE	OPP. STRENGTH OF SCHEDULE	TEAM RPI	ADJ RPI	CONF. RPI	ADJ CONF. RPI		
Average RPI Loss:		43													
DIV. I ONLY			10- 8		.55556	132		3- 7	27	50	59	.59022	58	4	4
DIV. I NON-CONF.			8- 3		.72727	65		1- 2	69	88	48	.60529	47	4	4
TOTALS		RPI 1-25		RPI 26-50		W-L RECORDS		RPI 51-100		RPI 101-150		RPI 150+			
10- 8	0- 2			2- 4	OVERALL		1- 1		3- 1		4- 0				
4- 2	0- 0			2- 2	HOME		0- 0		1- 0		1- 0				
3- 5	0- 2			0- 1	AWAY		1- 1		1- 1		1- 0				
3- 1	0- 0			0- 1	NEUTRAL		0- 0		1- 0		2- 0				
8- 3	0- 1			1- 2	NON-CONFERENCE		1- 0		2- 0		4- 0				
2- 1	0- 0			1- 1	HOME		0- 0		0- 0		1- 0				
3- 1	0- 1			0- 0	AWAY		1- 0		1- 0		1- 0				
3- 1	0- 0			0- 1	NEUTRAL		0- 0		1- 0		2- 0				
2- 5	0- 1			1- 2	CONFERENCE		0- 1		1- 1		0- 0				
2- 1	0- 0			1- 1	HOME		0- 0		1- 0		0- 0				
0- 4	0- 1			0- 1	AWAY		0- 1		0- 1		0- 0				
0- 0	0- 0			0- 0	NEUTRAL		0- 0		0- 0		0- 0				
RPI	S	Opponent		Score	RPI	S	Opponent		Score	RPI	S	Opponent		Score	
3	A	Florida		0 3	27	H	Michigan		2 3	73	A	UTSA		3 1	
21	A	Colorado St.		0 3	30	H	Georgia		3 0	75	A	Auburn		1 3	
					31	H	LSU		2 3						
					32	H	Florida St.		3 0						
					37	A	Alabama		0 3						
					40	N	Iowa St.		1 3						
														</	

Non-Div. I Games:

Texas A&M

Average RPI Win:		176	WON-LOST RECORD		WINNING PCT. RANK		LAST 10 GAMES		STRENGTH OF SCHEDULE		OPP. STRENGTH OF SCHEDULE		TEAM RPI		ADJ RPI		CONF. RPI		ADJ CONF. RPI	
DIV. I ONLY			18- 5		.78261 34		9- 1		127		106		58		.58755 59		15		15	
DIV. I NON-CONF.			10- 4		.71429 70		1- 0		88		62		58		.59157 56		16		16	
TOTALS		RPI 1-25		RPI 26-50		W-L RECORDS		RPI 51-100		RPI 101-150		RPI 150+								
18- 5		0- 1		1- 3		OVERALL		1- 0		7- 0		9- 1								
7- 1		0- 0		0- 1		HOME		1- 0		3- 0		3- 0								
7- 2		0- 0		1- 1		AWAY		0- 0		3- 0		3- 1								
4- 2		0- 1		0- 1		NEUTRAL		0- 0		1- 0		3- 0								
10- 4		0- 1		1- 3		NON-CONFERENCE		1- 0		3- 0		5- 0								
4- 1		0- 0		0- 1		HOME		1- 0		1- 0		2- 0								
2- 1		0- 0		1- 1		AWAY		0- 0		1- 0		0- 0								
4- 2		0- 1		0- 1		NEUTRAL		0- 0		1- 0		3- 0								
8- 1		0- 0		0- 0		CONFERENCE		0- 0		4- 0		4- 1								
3- 0		0- 0		0- 0		HOME		0- 0		2- 0		1- 0								
5- 1		0- 0		0- 0		AWAY		0- 0		2- 0		3- 1								
0- 0		0- 0		0- 0		NEUTRAL		0- 0		0- 0		0- 0								
RPI	S	Opponent		Score		RPI	S	Opponent		Score		RPI	S	Opponent		Score				
4	N	Southern California		0 3		32	A	Florida St.		1 3		87	H	Virginia		3 1				
						33	N	Ohio St.		2 3										
						35	A	Purdue		3 2										
						45	H	Ohio		0 3										

Average RPI Win:		167	WON-LOST RECORD		WINNING PCT. RANK	LAST 10 GAMES		STRENGTH OF SCHEDULE		OPP. STRENGTH OF SCHEDULE	TEAM RPI	ADJ RPI		CONF. RPI	ADJ CONF. RPI			
Average RPI Loss:		59																
DIV. I ONLY			14- 4		.77778	35	7- 3	138		101	61	.58545	60	10	10			
DIV. I NON-CONF.			8- 1		.88889	26	1- 0	201		110	53	.5946	54	9	9			
<hr/>																		
TOTALS		RPI 1-25		RPI 26-50		W-L RECORDS		RPI 51-100		RPI 101-150		RPI 150+						
14- 4		0- 2		0- 0		OVERALL		2- 1		5- 1		7- 0						
7- 2		0- 1		0- 0		HOME		1- 0		1- 1		5- 0						
5- 2		0- 1		0- 0		AWAY		1- 1		2- 0		2- 0						
2- 0		0- 0		0- 0		NEUTRAL		0- 0		2- 0		0- 0						
<hr/>																		
8- 1		0- 1		0- 0		NON-CONFERENCE		0- 0		4- 0		4- 0						
5- 0		0- 0		0- 0		HOME		0- 0		1- 0		4- 0						
1- 1		0- 1		0- 0		AWAY		0- 0		1- 0		0- 0						
2- 0		0- 0		0- 0		NEUTRAL		0- 0		2- 0		0- 0						
<hr/>																		
6- 3		0- 1		0- 0		CONFERENCE		2- 1		1- 1		3- 0						
2- 2		0- 1		0- 0		HOME		1- 0		0- 1		1- 0						
4- 1		0- 0		0- 0		AWAY		1- 1		1- 0		2- 0						
0- 0		0- 0		0- 0		NEUTRAL		0- 0		0- 0		0- 0						
<hr/>																		
RPI	S	Opponent		Score		RPI	S	Opponent		Score		RPI	S	Opponent		Score		
21	H	Colorado St.		2	3				82	A	Utah St.	3	0	104	H	UNLV	1	3
23	A	Arkansas		2	3				89	A	Fresno St.	2	3	117	N	Northwestern St.	3	0
									90	H	San Diego St.	3	2	123	A	Boise St.	3	1
														125	H	Idaho St.	3	0
														143	A	New Mexico St.	3	2
														144	N	UMKC	3	0
														159	H	Wyoming	3	0
														160	H	Northern Ariz.	3	0
														182	H	Georgia Tech	3	1
														210	A	Air Force	3	1
														234	H	Towson	3	1
														270	A	San Jose St.	3	1
														293	H	UC Riverside	3	0
<hr/>																		
LAST 10 GAMES																		
						270	A	San Jose St.	3	1	82	A	Utah St.	3	0			
						89	A	Fresno St.	2	3	21	H	Colorado St.	2	3			
						104	H	UNLV	1	3	159	H	Wyoming	3	0			
						90	H	San Diego St.	3	2	143	A	New Mexico St.	3	2			
						123	A	Boise St.	3	1	210	A	Air Force	3	1			

Non-Div. I Games: Abilene Christian 3 0

New Mexico

Average RPI Win:	218	WON-LOST RECORD	WINNING PCT. RANK	LAST 10 GAMES	STRENGTH OF SCHEDULE	OPP. STRENGTH OF SCHEDULE	TEAM RPI	ADJ RPI	CONF. RPI	ADJ CONF. RPI	
DIV. I ONLY	21- 2	.91304	5	9- 1	210	224	60	.58277	61	16	17
DIV. I NON-CONF.	14- 1	.93333	8	2- 0	235	227	68	.5785	70	20	21
<hr/>											
TOTALS	RPI 1-25	RPI 26-50		W-L RECORDS	RPI 51-100		RPI 101-150		RPI 150+		
21- 2	0- 0	0- 0		OVERALL	3- 2		1- 0		17- 0		
5- 1	0- 0	0- 0		HOME	0- 1		0- 0		5- 0		
9- 1	0- 0	0- 0		AWAY	1- 1		1- 0		7- 0		
7- 0	0- 0	0- 0		NEUTRAL	2- 0		0- 0		5- 0		
<hr/>											
14- 1	0- 0	0- 0		NON-CONFERENCE	2- 1		1- 0		11- 0		
3- 0	0- 0	0- 0		HOME	0- 0		0- 0		3- 0		
4- 1	0- 0	0- 0		AWAY	0- 1		1- 0		3- 0		
7- 0	0- 0	0- 0		NEUTRAL	2- 0		0- 0		5- 0		
<hr/>											
7- 1	0- 0	0- 0		CONFERENCE	1- 1		0- 0		6- 0		
2- 1	0- 0	0- 0		HOME	0- 1		0- 0		2- 0		
5- 0	0- 0	0- 0		AWAY	1- 0		0- 0		4- 0		
0- 0	0- 0	0- 0		NEUTRAL	0- 0		0- 0		0- 0		
<hr/>											
RPI S	Opponent	Score	RPI S	Opponent	Score	RPI S	Opponent	Score	RPI S	Opponent	Score
						54 A	Colgate	3 2	142 A	Cal St. Fullerton	3 2
						56 N	Xavier	3 2	169 H	Georgetown	3 0
						78 A	UC Irvine	1 3	171 A	Lehigh	3 1
						79 H	Army	1 3	174 A	Penn	3 0
						89 N	Fresno St.	3 2	220 H	UMBC	3 2
						232 A	Navy	3 0			
						239 A	Sacred Heart	3 0			
						242 N	Howard	3 0			
						244 N	Manhattan	3 1			
						248 A	Bucknell	3 0			
						257 H	Holy Cross	3 0			
						266 H	George Mason	3 0			
						274 H	Loyola Maryland	3 0			
						281 A	Lafayette	3 0			
284 A	Coppin St.	3 0									
299 N	Weber St.	3 0									
308 N	UMES	3 0									
323 N	La Salle	3 0									
			LAST 10 GAMES								
			232 A	Navy	3 0	274 H	Loyola Maryland	3 0			
			171 A	Lehigh	3 1	248 A	Bucknell	3 0			
			54 A	Colgate	3 2	281 A	Lafayette	3 0			
			79 H	Army	1 3	220 H	UMBC	3 2			
			257 H	Holy Cross	3 0	142 A	Cal St. Fullerton	3 2			

Non-Div. I Games:

American

Average RPI Win:		188	WON-LOST RECORD		WINNING PCT. RANK		LAST 10 GAMES		STRENGTH OF SCHEDULE		OPP. STRENGTH OF SCHEDULE		TEAM RPI		ADJ RPI		CONF. RPI		ADJ CONF. RPI	
DIV. I ONLY			15- 5		.75 45		8- 2		132		105		62		.5805 62		12		12	
DIV. I NON-CONF.			7- 4		.63636 104		0- 1		119		82		92		.55687 89		12		12	
TOTALS		RPI 1-25		RPI 26-50		W-L RECORDS		RPI 51-100		RPI 101-150		RPI 150+								
15- 5		0- 2		1- 2		OVERALL		1- 1		5- 0		8- 0								
5- 0		0- 0		1- 0		HOME		1- 0		1- 0		2- 0								
6- 3		0- 1		0- 1		AWAY		0- 1		2- 0		4- 0								
4- 2		0- 1		0- 1		NEUTRAL		0- 0		2- 0		2- 0								
7- 4		0- 2		0- 2		NON-CONFERENCE		0- 0		4- 0		3- 0								
0- 0		0- 0		0- 0		HOME		0- 0		0- 0		0- 0								
3- 2		0- 1		0- 1		AWAY		0- 0		2- 0		1- 0								
4- 2		0- 1		0- 1		NEUTRAL		0- 0		2- 0		2- 0								
8- 1		0- 0		1- 0		CONFERENCE		1- 1		1- 0		5- 0								
5- 0		0- 0		1- 0		HOME		1- 0		1- 0		2- 0								
3- 1		0- 0		0- 0		AWAY		0- 1		0- 0		3- 0								
0- 0		0- 0		0- 0		NEUTRAL		0- 0		0- 0		0- 0								
RPI	S	Opponent		Score		RPI	S	Opponent		Score		RPI	S	Opponent		Score				
14	N	Michigan St.		0	3	39	H	Wichita St.		3	1	133	A	IUPUI		3	2			
16	A	Marquette		2	3	49	A	Butler		2	3	134	N	FGCU		3	0			
						50	N	VCU		1	3	140	H	Southern Ill.		3	0			
												145	N	UC Davis		3	2			
												148	A	IPFW		3	0			
												170	A	Loyola Chicago		3	1			
												204	A	Bradley		3	0			
												237	H	Evansville		3	0			
												260	A	Nevada		3	0			
												271	N	Grand Canyon		3	2			
												275	H	Indiana St.		3	0			
												294	A	Drake		3	0			
												299	N	Weber St.		3	0			
LAST 10 GAMES																				
294 A Drake						3	0	170 A Loyola Chicago						3	1					
72 A UNI						1	3	275 H Indiana St.						3	0					
66 H Missouri St.						3	1	16 A Marquette						2	3					
39 H Wichita St.						3	1	140 H Southern Ill.						3	0					
204 A Bradley						3	0	237 H Evansville						3	0					

Non-Div. I Games:

Illinois St.

Average RPI Win:		157	WON-LOST RECORD		WINNING PCT. RANK	LAST 10 GAMES		STRENGTH OF SCHEDULE		OPP. STRENGTH OF SCHEDULE	TEAM RPI	ADJ RPI	CONF. RPI	ADJ CONF. RPI			
Average RPI Loss:		41															
DIV. I ONLY			10- 8		.55556	132		7- 3	45	43	66	.57954	63	8	8		
DIV. I NON-CONF.			5- 7		.41667	209		2- 2	78	34	124	.52966	120	8	8		
TOTALS		RPI 1-25		RPI 26-50		W-L RECORDS		RPI 51-100		RPI 101-150		RPI 150+					
10- 8		1- 5		0- 0		OVERALL		2- 2		3- 1		4- 0					
4- 2		0- 1		0- 0		HOME		2- 0		2- 1		0- 0					
1- 3		1- 2		0- 0		AWAY		0- 1		0- 0		0- 0					
5- 3		0- 2		0- 0		NEUTRAL		0- 1		1- 0		4- 0					
5- 7		0- 5		0- 0		NON-CONFERENCE		0- 2		1- 0		4- 0					
0- 1		0- 1		0- 0		HOME		0- 0		0- 0		0- 0					
0- 3		0- 2		0- 0		AWAY		0- 1		0- 0		0- 0					
5- 3		0- 2		0- 0		NEUTRAL		0- 1		1- 0		4- 0					
5- 1		1- 0		0- 0		CONFERENCE		2- 0		2- 1		0- 0					
4- 1		0- 0		0- 0		HOME		2- 0		2- 1		0- 0					
1- 0		1- 0		0- 0		AWAY		0- 0		0- 0		0- 0					
0- 0		0- 0		0- 0		NEUTRAL		0- 0		0- 0		0- 0					
RPI	S	Opponent		Score		RPI	S	Opponent		Score		RPI	S	Opponent		Score	
4	N	Southern California		1	3			55 H Cal St. Northridge		3	0	102	H	Long Beach St.		2	3
8	H	Stanford		0	3			71 A Pepperdine		1	3	126	H	Cal Poly		3	1
9	A	Hawaii		3	2			78 H UC Irvine		3	0	143	N	New Mexico St.		3	2
17	A	Arizona		2	3			87 N Virginia		2	3	145	H	UC Davis		3	2
20	A	San Diego		0	3							212	N	Eastern Wash.		3	0
21	N	Colorado St.		1	3							260	N	Nevada		3	2
												272	N	Wofford		3	0
												274	N	Loyola Maryland		3	0

Average RPI Win:	228	WON-LOST	WINNING	LAST 10	STRENGTH OF	OPP. STRENGTH	TEAM	ADJ	CONF.	ADJ CONF.		
Average RPI Loss:	12	RECORD	PCT. RANK	GAMES	SCHEDULE	OF SCHEDULE	RPI	RPI	RPI	RPI		
DIV. I ONLY		15- 3	.83333	18	8- 0	177	162	63	.57906	64	22	23
DIV. I NON-CONF.		8- 3	.72727	65	1- 0	146	125	80	.56926	78	23	23
<hr/>												
TOTALS	RPI 1-25	RPI 26-50		W-L RECORDS		RPI 51-100		RPI 101-150		RPI 150+		
15- 3	1- 3	0- 0		OVERALL		0- 0		3- 0		11- 0		
8- 0	0- 0	0- 0		HOME		0- 0		2- 0		6- 0		
5- 1	0- 0	0- 0		AWAY		0- 0		1- 0		4- 0		
2- 2	1- 2	0- 0		NEUTRAL		0- 0		0- 0		1- 0		
<hr/>												
8- 3	1- 3	0- 0		NON-CONFERENCE		0- 0		1- 0		6- 0		
5- 0	0- 0	0- 0		HOME		0- 0		0- 0		5- 0		
1- 1	0- 1	0- 0		AWAY		0- 0		1- 0		0- 0		
2- 2	1- 2	0- 0		NEUTRAL		0- 0		0- 0		1- 0		
<hr/>												
7- 0	0- 0	0- 0		CONFERENCE		0- 0		2- 0		5- 0		
3- 0	0- 0	0- 0		HOME		0- 0		2- 0		1- 0		
4- 0	0- 0	0- 0		AWAY		0- 0		0- 0		4- 0		
0- 0	0- 0	0- 0		NEUTRAL		0- 0		0- 0		0- 0		
<hr/>												
RPI S	Opponent	Score		RPI S	Opponent	Score		RPI S	Opponent	Score		
2 N	Penn St.	0	3									
10 N	Kansas	3	1									
16 N	Marquette	2	3									
17 A	Arizona	1	3									

Non-Div. I Games: Incarnate Word 3 0 Abilene Christian 3 0

Central Ark.

Average RPI Win:	168	WON-LOST	WINNING		LAST 10		STRENGTH OF		OPP. STRENGTH		TEAM	ADJ		CONF.		ADJ CONF.					
Average RPI Loss:	56	RECORD	PCT. RANK		GAMES		SCHEDULE		OF SCHEDULE		RPI	RPI		RPI		RPI					
DIV. I ONLY		13- 7	.65	80	7- 3		75		74		65	.57745		65	11	11					
DIV. I NON-CONF.		8- 5	.61538	111	2- 1		54		39		60	.58845		63	11	11					
TOTALS		RPI 1-25		RPI 26-50		W-L RECORDS		RPI 51-100		RPI 101-150		RPI 150+									
13- 7		0- 3		0- 1		OVERALL		2- 1		5- 2		6- 0									
6- 3		0- 1		0- 1		HOME		2- 0		3- 1		1- 0									
4- 3		0- 1		0- 0		AWAY		0- 1		1- 1		3- 0									
3- 1		0- 1		0- 0		NEUTRAL		0- 0		1- 0		2- 0									
8- 5		0- 3		0- 1		NON-CONFERENCE		1- 1		4- 0		3- 0									
4- 2		0- 1		0- 1		HOME		1- 0		2- 0		1- 0									
1- 2		0- 1		0- 0		AWAY		0- 1		1- 0		0- 0									
3- 1		0- 1		0- 0		NEUTRAL		0- 0		1- 0		2- 0									
5- 2		0- 0		0- 0		CONFERENCE		1- 0		1- 2		3- 0									
2- 1		0- 0		0- 0		HOME		1- 0		1- 1		0- 0									
3- 1		0- 0		0- 0		AWAY		0- 0		0- 1		3- 0									
0- 0		0- 0		0- 0		NEUTRAL		0- 0		0- 0		0- 0									
RPI	S	Opponent		Score		RPI	S	Opponent		Score		RPI	S	Opponent		Score					
7	A	Missouri		0	3	41	H	Virginia Tech		0	3	66	A	Missouri St.		0	3				
15	N	Oklahoma		0	3							73	H	UTSA		3	0				
24	H	North Carolina		0	3							84	H	Notre Dame		3	1				
												107	H	San Francisco		3	2				
												116	A	North Texas		1	3				
												119	H	North Dakota		3	2				
												120	H	UTEP		1	3				
												132	H	UAB		3	1				
												140	A	Southern Ill.		3	2				
												141	N	Southeast Mo. St.		3	0				
												161	A	Rice		3	0				
												167	H	Austin Peay		3	2				
												234	N	Towson		3	0				
												264	A	Charlotte		3	2				
												279	A	Louisiana Tech		3	0				
												280	N	Alabama A&M		3	0				
LAST 10 GAMES																					
264 A Charlotte						3	2	116 A North Texas						1	3						
279 A Louisiana Tech						3	0	161 A Rice						3	0						
73 H UTSA						3	0	234 N Towson						3	0						
120 H UTEP						1	3	7 A Missouri						0	3						
132 H UAB						3	1	141 N Southeast Mo. St.						3	0						

Non-Div. I Games:

Middle Tenn.

Average RPI Win:	187	WON-LOST	WINNING	LAST 10	STRENGTH OF	OPP. STRENGTH	TEAM	ADJ	CONF.	ADJ CONF.		
Average RPI Loss:	53	RECORD	PCT. RANK	GAMES	SCHEDULE	OF SCHEDULE	RPI	RPI	RPI	RPI		
DIV. I ONLY		13- 8	.61905	99	5- 5	52	117	67	.57619	66	12	12
DIV. I NON-CONF.		8- 4	.66667	83	0- 1	19	93	43	.61777	42	12	12
<hr/>												
TOTALS	RPI 1-25	RPI 26-50		W-L RECORDS		RPI 51-100		RPI 101-150		RPI 150+		
13- 8	0- 2	0- 3		OVERALL		2- 2		3- 1		8- 0		
5- 3	0- 1	0- 1		HOME		1- 0		0- 1		4- 0		
5- 4	0- 1	0- 1		AWAY		0- 2		2- 0		3- 0		
3- 1	0- 0	0- 1		NEUTRAL		1- 0		1- 0		1- 0		
<hr/>												
8- 4	0- 2	0- 2		NON-CONFERENCE		2- 0		3- 0		3- 0		
2- 2	0- 1	0- 1		HOME		1- 0		0- 0		1- 0		
3- 1	0- 1	0- 0		AWAY		0- 0		2- 0		1- 0		
3- 1	0- 0	0- 1		NEUTRAL		1- 0		1- 0		1- 0		
<hr/>												
5- 4	0- 0	0- 1		CONFERENCE		0- 2		0- 1		5- 0		
3- 1	0- 0	0- 0		HOME		0- 0		0- 1		3- 0		
2- 3	0- 0	0- 1		AWAY		0- 2		0- 0		2- 0		
0- 0	0- 0	0- 0		NEUTRAL		0- 0		0- 0		0- 0		
<hr/>												
RPI S	Opponent	Score	RPI S	Opponent	Score	RPI S	Opponent	Score	RPI S	Opponent	Score	
15 H	Oklahoma	0 3	36 N	Tulsa	0 3	62 A	Illinois St.	1 3	110 A	Northern Ill.	3 1	
21 A	Colorado St.	0 3	38 H	Kansas St.	0 3	65 H	Middle Tenn.	3 0	112 A	Dayton	3 1	
			39 A	Wichita St.	0 3	72 A	UNI	2 3	140 H	Southern Ill.	2 3	
						80 N	Northeastern	3 2	149 N	St. John's (NY)	3 1	
									170 H	Loyola Chicago	3 0	
									204 H	Bradley	3 0	
									224 N	Brown	3 0	
									231 A	New Hampshire	3 0	
									237 H	Evansville	3 0	
									275 A	Indiana St.	3 2	
									280 H	Alabama A&M	3 0	
									294 A	Drake	3 0	
<hr/>												
			LAST 10 GAMES									
			204 H Bradley			3 0			237 H Evansville			3 0
			170 H Loyola Chicago			3 0			72 A UNI			2 3
			62 A Illinois St.			1 3			294 A Drake			3 0
			275 A Indiana St.			3 2			38 H Kansas St.			0 3
			140 H Southern Ill.			2 3			39 A Wichita St.			0 3

Non-Div. I Games:

Missouri St.

Average RPI Win:		202	WON-LOST		WINNING		LAST 10		STRENGTH OF		OPP. STRENGTH		TEAM	ADJ		CONF.		ADJ CONF.						
Average RPI Loss:		67	RECORD		PCT. RANK		GAMES		SCHEDULE		OF SCHEDULE		RPI	RPI		RPI		RPI						
DIV. I ONLY			16- 5		.7619		42		6- 4		145		153		68		.57237		67		3		3	
DIV. I NON-CONF.			14- 1		.93333		8		4- 0		198		243		56		.58898		59		3		3	
TOTALS		RPI 1-25		RPI 26-50		W-L RECORDS		RPI 51-100		RPI 101-150		RPI 150+												
16- 5		0- 1		1- 1		OVERALL		1- 2		1- 1		13- 0												
9- 2		0- 1		1- 0		HOME		0- 1		0- 0		8- 0												
3- 3		0- 0		0- 1		AWAY		1- 1		1- 1		1- 0												
4- 0		0- 0		0- 0		NEUTRAL		0- 0		0- 0		4- 0												
14- 1		0- 0		0- 0		NON-CONFERENCE		1- 0		1- 1		12- 0												
8- 0		0- 0		0- 0		HOME		0- 0		0- 0		8- 0												
2- 1		0- 0		0- 0		AWAY		1- 0		1- 1		0- 0												
4- 0		0- 0		0- 0		NEUTRAL		0- 0		0- 0		4- 0												
2- 4		0- 1		1- 1		CONFERENCE		0- 2		0- 0		1- 0												
1- 2		0- 1		1- 0		HOME		0- 1		0- 0		0- 0												
1- 2		0- 0		0- 1		AWAY		0- 1		0- 0		1- 0												
0- 0		0- 0		0- 0		NEUTRAL		0- 0		0- 0		0- 0												
RPI	S	Opponent		Score		RPI	S	Opponent		Score		RPI	S	Opponent		Score								
10	H	Kansas		1 3		38	H	Kansas St.		3 1		68	A	TCU		1 3								
						40	A	Iowa St.		0 3		86	H	Baylor		0 3								
												99	A	Morehead St.		3 1								
														131 A Duquesne		0 3								
														138 A Toledo		3 0								
														169 H Georgetown		3 2								
														170 N Loyola Chicago		3 0								
														190 N Hampton		3 2								
														195 N Eastern Ill.		3 1								
														197 A Texas Tech		3 1								
														208 N Campbell		3 0								
														211 H Liberty		3 0								
														220 H UMBC		3 1								
														232 H Navy		3 0								
														282 H Canisius		3 0								
														287 H Fordham		3 0								
														288 H Norfolk St.		3 0								
														310 H Robert Morris		3 0								
LAST 10 GAMES																								
						10	H	Kansas		1 3		68	A	TCU		1 3								
						310	H	Robert Morris		3 0		38	H	Kansas St.		3 1								
						40	A	Iowa St.		0 3		220	H	UMBC		3 1								
						86	H	Baylor		0 3		211	H	Liberty		3 0								
						197	A	Texas Tech		3 1		169	H	Georgetown		3 2								

Non-Div. I Games:

West Virginia

Average RPI Win: 177		WON-LOST RECORD		WINNING PCT. RANK		LAST 10 GAMES		STRENGTH OF SCHEDULE		OPP. STRENGTH OF SCHEDULE		TEAM RPI		ADJ RPI		CONF. RPI		ADJ CONF. RPI	
DIV. I ONLY		13- 7		.65 80		6- 4		76		70		64		.57203 68		3		3	
DIV. I NON-CONF.		11- 3		.78571 45		4- 0		136		138		67		.58192 67		3		3	
TOTALS		RPI 1-25		RPI 26-50		W-L RECORDS		RPI 51-100		RPI 101-150		RPI 150+							
13- 7		0- 4		0- 2		OVERALL		4- 0		2- 0		7- 1							
6- 2		0- 1		0- 0		HOME		2- 0		1- 0		3- 1							
3- 4		0- 2		0- 2		AWAY		1- 0		0- 0		2- 0							
4- 1		0- 1		0- 0		NEUTRAL		1- 0		1- 0		2- 0							
11- 3		0- 2		0- 1		NON-CONFERENCE		2- 0		2- 0		7- 0							
5- 0		0- 0		0- 0		HOME		1- 0		1- 0		3- 0							
2- 2		0- 1		0- 1		AWAY		0- 0		0- 0		2- 0							
4- 1		0- 1		0- 0		NEUTRAL		1- 0		1- 0		2- 0							
2- 4		0- 2		0- 1		CONFERENCE		2- 0		0- 0		0- 1							
1- 2		0- 1		0- 0		HOME		1- 0		0- 0		0- 1							
1- 2		0- 1		0- 1		AWAY		1- 0		0- 0		0- 0							
0- 0		0- 0		0- 0		NEUTRAL		0- 0		0- 0		0- 0							
RPI	S	Opponent		Score		RPI	S	Opponent		Score		RPI	S	Opponent		Score			
1	H	Texas		0	3	30	A	Georgia		0	3	67	H	West Virginia		3	1		
4	N	Southern California		1	3	38	A	Kansas St.		2	3	85	N	Lipscomb		3	1		
10	A	Kansas		0	3							86	A	Baylor		3	0		
16	A	Marquette		1	3							100	H	Ole Miss		3	2		
														116 H North Texas		3	0		
														122 N Furman		3	0		
														184 H Stephen F. Austin		3	1		
														188 A UNC Greensboro		3	1		
														189 H Houston		3	1		
														197 H Texas Tech		2	3		
														245 A Ill.-Chicago		3	1		
														266 N George Mason		3	0		
														325 N N.C. Central		3	0		
														329 H Grambling		3	0		
LAST 10 GAMES																			
		86 A Baylor		3	0			1 H Texas		0	3								
		197 H Texas Tech		2	3			188 A UNC Greensboro		3	1								
		38 A Kansas St.		2	3			266 N George Mason		3	0								
		67 H West Virginia		3	1			325 N N.C. Central		3	0								
		10 A Kansas		0	3			329 H Grambling		3	0								

Non-Div. I Games:

TCU

Average RPI Win:		195	WON-LOST RECORD		WINNING PCT. RANK		LAST 10 GAMES		STRENGTH OF SCHEDULE		OPP. STRENGTH OF SCHEDULE		TEAM RPI		ADJ RPI		CONF. RPI		ADJ CONF. RPI					
DIV. I ONLY			16- 6		.72727		53		7- 3		142		100		69		.57168		69		19		18	
DIV. I NON-CONF.			9- 6		.6		118		0- 3		65		74		74		.57641		73		15		15	
TOTALS		RPI 1-25		RPI 26-50				W-L RECORDS				RPI 51-100				RPI 101-150				RPI 150+				
16- 6		0- 3		0- 1				OVERALL				0- 2				7- 0				9- 0				
6- 0		0- 0		0- 0				HOME				0- 0				4- 0				2- 0				
3- 3		0- 1		0- 1				AWAY				0- 1				0- 0				3- 0				
7- 3		0- 2		0- 0				NEUTRAL				0- 1				3- 0				4- 0				
9- 6		0- 3		0- 1				NON-CONFERENCE				0- 2				4- 0				5- 0				
1- 0		0- 0		0- 0				HOME				0- 0				1- 0				0- 0				
1- 3		0- 1		0- 1				AWAY				0- 1				0- 0				1- 0				
7- 3		0- 2		0- 0				NEUTRAL				0- 1				3- 0				4- 0				
7- 0		0- 0		0- 0				CONFERENCE				0- 0				3- 0				4- 0				
5- 0		0- 0		0- 0				HOME				0- 0				3- 0				2- 0				
2- 0		0- 0		0- 0				AWAY				0- 0				0- 0				2- 0				
0- 0		0- 0		0- 0				NEUTRAL				0- 0				0- 0				0- 0				
RPI	S	Opponent		Score		RPI	S	Opponent		Score		RPI	S	Opponent		Score		RPI	S	Opponent		Score		
5	N	Creighton		0	3	39	A	Wichita St.		0	3	52	A	Washington St.		0	3	119	H	North Dakota		3	1	
7	A	Missouri		0	3							97	N	Pittsburgh		1	3	125	N	Idaho St.		3	1	
9	N	Hawaii		0	3													133	H	IUPUI		3	2	
																		135	H	Denver		3	0	
																		136	N	Gonzaga		3	0	
																		147	N	Arkansas St.		3	1	
																		148	H	IPFW		3	0	
																		197	N	Texas Tech		3	1	
																		212	N	Eastern Wash.		3	2	
																		213	N	Montana		3	2	
																		229	A	North Dakota St.		3	1	
																		236	H	Western Ill.		3	0	
																		255	N	Akron		3	0	
																		268	A	Montana St.		3	0	
																		277	A	South Dakota St.		3	1	
																		285	H	Neb. Omaha		3	0	
LAST 10 GAMES																								
						285	H	Neb. Omaha		3	0	133	H	IUPUI		3	2							
						236	H	Western Ill.		3	0	148	H	IPFW		3	0							
						135	H	Denver		3	0	5	N	Creighton		0	3							
						277	A	South Dakota St.		3	1	39	A	Wichita St.		0	3							
						229	A	North Dakota St.		3	1	9	N	Hawaii		0	3							

Non-Div. I Games:

South Dakota

Average RPI Win:		157	WON-LOST RECORD		WINNING PCT. RANK		LAST 10 GAMES		STRENGTH OF SCHEDULE		OPP. STRENGTH OF SCHEDULE		TEAM RPI	ADJ RPI		CONF. RPI	ADJ CONF. RPI
Average RPI Loss:		48															
DIV. I ONLY			10- 10	.5	173	8- 2		35		46	76	.57063	70	9	9		
DIV. I NON-CONF.			4- 8	.33333	248	2- 0		21		11	104	.55198	97	10	10		
TOTALS		RPI 1-25		RPI 26-50		W-L RECORDS		RPI 51-100		RPI 101-150		RPI 150+					
10- 10	0- 4			1- 3	OVERALL		1- 2		1- 1		7- 0						
6- 3	0- 2			1- 0	HOME		1- 0		1- 1		3- 0						
3- 3	0- 1			0- 1	AWAY		0- 1		0- 0		3- 0						
1- 4	0- 1			0- 2	NEUTRAL		0- 1		0- 0		1- 0						
4- 8	0- 4			1- 2	NON-CONFERENCE		0- 2		0- 0		3- 0						
2- 2	0- 2			1- 0	HOME		0- 0		0- 0		1- 0						
1- 2	0- 1			0- 0	AWAY		0- 1		0- 0		1- 0						
1- 4	0- 1			0- 2	NEUTRAL		0- 1		0- 0		1- 0						
6- 2	0- 0			0- 1	CONFERENCE		1- 0		1- 1		4- 0						
4- 1	0- 0			0- 0	HOME		1- 0		1- 1		2- 0						
2- 1	0- 0			0- 1	AWAY		0- 0		0- 0		2- 0						
0- 0	0- 0			0- 0	NEUTRAL		0- 0		0- 0		0- 0						
RPI	S	Opponent		Score		RPI	S	Opponent		Score		RPI	S	Opponent		Score	
5	H	Creighton		0	3	26	H	BYU		3	2	110	H	Northern Ill.		3	0
10	N	Kansas		2	3	35	N	Purdue		0	3	84	A	Notre Dame		1	3
11	A	Wisconsin		0	3	41	N	Virginia Tech		0	3	91	N	Milwaukee		0	3
16	H	Marquette		1	3	45	A	Ohio		0	3						
						LAST 10 GAMES											
						198	H	Central Mich.		3	1	45	A	Ohio		0	3
						139	H	Eastern Mich.		2	3	201	A	Kent St.		3	1
						199	A	Oakland		3	0	110	H	Northern Ill.		3	0
						255	H	Akron		3	0	154	A	Miami (OH)		3	2
						83	H	Buffalo		3	2	161	N	Rice		3	1

Average RPI Win:	126	WON-LOST RECORD	WINNING PCT. RANK	LAST 10 GAMES	STRENGTH OF SCHEDULE	OPP. STRENGTH OF SCHEDULE	TEAM RPI	ADJ RPI	CONF. RPI	ADJ CONF. RPI		
DIV. I ONLY		9- 8	.52941	156	4- 6	51	39	78	.57057	71	7	7
DIV. I NON-CONF.		6- 2	.75	56	1- 0	9	28	14	.66866	12	5	5
<hr/>												
TOTALS	RPI 1-25	RPI 26-50		W-L RECORDS		RPI 51-100		RPI 101-150		RPI 150+		
9- 8	1- 3	0- 1		OVERALL		3- 1		2- 3		3- 0		
4- 6	0- 3	0- 1		HOME		2- 0		0- 2		2- 0		
4- 2	1- 0	0- 0		AWAY		0- 1		2- 1		1- 0		
1- 0	0- 0	0- 0		NEUTRAL		1- 0		0- 0		0- 0		
<hr/>												
6- 2	1- 2	0- 0		NON-CONFERENCE		3- 0		0- 0		2- 0		
4- 2	0- 2	0- 0		HOME		2- 0		0- 0		2- 0		
1- 0	1- 0	0- 0		AWAY		0- 0		0- 0		0- 0		
1- 0	0- 0	0- 0		NEUTRAL		1- 0		0- 0		0- 0		
<hr/>												
3- 6	0- 1	0- 1		CONFERENCE		0- 1		2- 3		1- 0		
0- 4	0- 1	0- 1		HOME		0- 0		0- 2		0- 0		
3- 2	0- 0	0- 0		AWAY		0- 1		2- 1		1- 0		
0- 0	0- 0	0- 0		NEUTRAL		0- 0		0- 0		0- 0		
<hr/>												
RPI S	Opponent	Score		RPI S	Opponent	Score		RPI S	Opponent	Score		
11 H	Wisconsin	1	3	26 H	BYU	1	3	53 A	St. Mary's (CA)	0	3	
18 A	Kentucky	3	0					106 A	Pacific	3	2	
20 H	San Diego	0	3					57 N	Louisville	3	1	
21 H	Colorado St.	1	3					63 H	UC Santa Barbara	3	1	
								87 H	Virginia	3	1	

Non-Div. I Games:

Pepperdine

Average RPI Win: 177		WON-LOST RECORD		WINNING PCT. RANK		LAST 10 GAMES		STRENGTH OF SCHEDULE		OPP. STRENGTH OF SCHEDULE		TEAM RPI		ADJ RPI		CONF. RPI		ADJ CONF. RPI	
DIV. I ONLY		15- 6		.71429 56		8- 2		150		76		72		.56917 72		12		12	
DIV. I NON-CONF.		8- 4		.66667 83		1- 0		153		32		84		.56223 84		12		12	
TOTALS		RPI 1-25		RPI 26-50		W-L RECORDS		RPI 51-100		RPI 101-150		RPI 150+							
15- 6		0- 2		0- 2		OVERALL		3- 1		1- 1		11- 0							
7- 2		0- 0		0- 2		HOME		2- 0		0- 0		5- 0							
6- 2		0- 1		0- 0		AWAY		0- 0		1- 1		5- 0							
2- 2		0- 1		0- 0		NEUTRAL		1- 1		0- 0		1- 0							
8- 4		0- 2		0- 1		NON-CONFERENCE		1- 1		1- 0		6- 0							
3- 1		0- 0		0- 1		HOME		0- 0		0- 0		3- 0							
3- 1		0- 1		0- 0		AWAY		0- 0		1- 0		2- 0							
2- 2		0- 1		0- 0		NEUTRAL		1- 1		0- 0		1- 0							
7- 2		0- 0		0- 1		CONFERENCE		2- 0		0- 1		5- 0							
4- 1		0- 0		0- 1		HOME		2- 0		0- 0		2- 0							
3- 1		0- 0		0- 0		AWAY		0- 0		0- 1		3- 0							
0- 0		0- 0		0- 0		NEUTRAL		0- 0		0- 0		0- 0							
RPI S	Opponent	Score		RPI S	Opponent	Score		RPI S	Opponent	Score		RPI S	Opponent	Score					
11 N	Wisconsin	2	3	39 H	Wichita St.	1	3	57 N	Louisville	3	0	110 A	Northern Ill.	3	0				
22 A	Utah	1	3	40 H	Iowa St.	2	3	62 H	Illinois St.	3	1	140 A	Southern Ill.	1	3				
								66 H	Missouri St.	3	2	153 H	Green Bay	3	0				
								82 N	Utah St.	1	3	153 H	Green Bay	3	1				
												170 A	Loyola Chicago	3	1				
												180 A	Saint Louis	3	2				
												191 N	Fairfield	3	0				
												204 A	Bradley	3	0				
												229 A	North Dakota St.	3	0				
												237 A	Evansville	3	0				
												275 H	Indiana St.	3	1				
												277 H	South Dakota St.	3	1				
												294 H	Drake	3	0				

Average RPI Win:		180	WON-LOST RECORD		WINNING PCT. RANK		LAST 10 GAMES		STRENGTH OF SCHEDULE		OPP. STRENGTH OF SCHEDULE		TEAM RPI		ADJ RPI		CONF. RPI		ADJ CONF. RPI	
DIV. I ONLY			15- 7		.68182	67	8- 2		110		104		73		.56856	73	11		11	
DIV. I NON-CONF.			8- 6		.57143	136	1- 1		102		102		107		.54472	107	11		11	
TOTALS		RPI 1-25		RPI 26-50		W-L RECORDS		RPI 51-100		RPI 101-150		RPI 150+								
15- 7	0- 1			0- 1	OVERALL		1- 4		4- 1		10- 0									
7- 3	0- 1			0- 0	HOME		0- 1		2- 1		5- 0									
5- 3	0- 0			0- 1	AWAY		1- 2		1- 0		3- 0									
3- 1	0- 0			0- 0	NEUTRAL		0- 1		1- 0		2- 0									
8- 6	0- 1			0- 1	NON-CONFERENCE		0- 3		3- 1		5- 0									
3- 3	0- 1			0- 0	HOME		0- 1		1- 1		2- 0									
2- 2	0- 0			0- 1	AWAY		0- 1		1- 0		1- 0									
3- 1	0- 0			0- 0	NEUTRAL		0- 1		1- 0		2- 0									
7- 1	0- 0			0- 0	CONFERENCE		1- 1		1- 0		5- 0									
4- 0	0- 0			0- 0	HOME		0- 0		1- 0		3- 0									
3- 1	0- 0			0- 0	AWAY		1- 1		0- 0		2- 0									
0- 0	0- 0			0- 0	NEUTRAL		0- 0		0- 0		0- 0									
RPI	S	Opponent		Score		RPI	S	Opponent		Score		RPI	S	Opponent		Score				
3	H	Florida		0 3		31	A	LSU		1 3		58	H	Texas A&M		1 3				
												65	A	Middle Tenn.		0 3				
												76	A	Tulane		3 1				
												86	A	Baylor		1 3				
												90	N	San Diego St.		1 3				
												111	H	Texas St.		2 3				
												116	H	North Texas		3 0				
												130	H	Loyola Marymount		3 1				
												145	N	UC Davis		3 1				
												150	A	Texas-Arlington		3 1				
												157	A	A&M-Corpus Christi		3 1				
												157	N	A&M-Corpus Christi		3 0				
												161	H	Rice		3 2				
												168	H	FIU		3 0				
												186	H	Fla. Atlantic		3 0				
												192	A	Southern Miss.		3 1				
												214	H	Houston Baptist		3 0				
												254	H	Lamar		3 0				
												279	A	Louisiana Tech		3 0				
												319	N	Mississippi Val.		3 0				
						LAST 10 GAMES														
						116 H North Texas						3 0								
						161 H Rice						3 2								
						65 A Middle Tenn.						0 3								
						192 A Southern Miss.						3 1								
						186 H Fla. Atlantic						3 0								
						168 H FIU						3 0								
						279 A Louisiana Tech						3 0								
						76 A Tulane						3 1								
						86 A Baylor						1 3								
						214 H Houston Baptist						3 0								

Non-Div. I Games:

UTSA

Average RPI Win:	183	WON-LOST RECORD	WINNING PCT. RANK	LAST 10 GAMES	STRENGTH OF SCHEDULE	OPP. STRENGTH OF SCHEDULE	TEAM RPI	ADJ RPI	CONF. RPI	ADJ CONF. RPI	
DIV. I ONLY		13- 7	.65 80	4- 6	89	102	70	.56784 74	6	6	
DIV. I NON-CONF.		11- 1	.91667 14	2- 0	174	188	49	.59959 51	7	7	
<hr/>											
TOTALS	RPI 1-25	RPI 26-50		W-L RECORDS	RPI 51-100		RPI 101-150		RPI 150+		
13- 7	0- 2	0- 2		OVERALL	2- 2		1- 1		10- 0		
3- 2	0- 0	0- 1		HOME	1- 1		0- 0		2- 0		
4- 5	0- 2	0- 1		AWAY	1- 1		1- 1		2- 0		
6- 0	0- 0	0- 0		NEUTRAL	0- 0		0- 0		6- 0		
11- 1	0- 0	0- 0		NON-CONFERENCE	1- 0		1- 1		9- 0		
3- 0	0- 0	0- 0		HOME	1- 0		0- 0		2- 0		
2- 1	0- 0	0- 0		AWAY	0- 0		1- 1		1- 0		
6- 0	0- 0	0- 0		NEUTRAL	0- 0		0- 0		6- 0		
2- 6	0- 2	0- 2		CONFERENCE	1- 2		0- 0		1- 0		
0- 2	0- 0	0- 1		HOME	0- 1		0- 0		0- 0		
2- 4	0- 2	0- 1		AWAY	1- 1		0- 0		1- 0		
0- 0	0- 0	0- 0		NEUTRAL	0- 0		0- 0		0- 0		
RPI S	Opponent	Score	RPI S	Opponent	Score	RPI S	Opponent	Score	RPI S	Opponent	Score
19 A	Duke	0 3	41 H	Virginia Tech	1 3	84 A	Notre Dame	3 2	142 A	Cal St. Fullerton	2 3
24 A	North Carolina	0 3	42 A	North Carolina St.	0 3	87 H	Virginia	0 3	144 A	UMKC	3 1
						93 H	East Tenn. St.	3 1	162 N	Cleveland St.	3 0
						95 A	Clemson	2 3	173 A	James Madison	3 0
									182 A	Georgia Tech	3 0
									188 H	UNC Greensboro	3 0
									195 N	Eastern Ill.	3 0
									208 N	Campbell	3 1
									223 N	William & Mary	3 1
									230 H	East Carolina	3 0
									243 N	Gardner-Webb	3 0
									252 N	Presbyterian	3 1
<hr/>											
			LAST 10 GAMES								
			182 A Georgia Tech 3 0			84 A Notre Dame 3 2					
			95 A Clemson 2 3			87 H Virginia 0 3					
			24 A North Carolina 0 3			41 H Virginia Tech 1 3					
			42 A North Carolina St. 0 3			208 N Campbell 3 1					
			19 A Duke 0 3			162 N Cleveland St. 3 0					

Non-Div. I Games:

Wake Forest

Average RPI Win: 170		WON-LOST RECORD	WINNING PCT. RANK		LAST 10 GAMES	STRENGTH OF SCHEDULE	OPP. STRENGTH OF SCHEDULE	TEAM RPI	ADJ RPI	CONF. RPI	ADJ CONF. RPI						
Average RPI Loss: 51																	
DIV. I ONLY		12- 7	.63158	92	4- 6	107	47	77	.56661	75	4	4					
DIV. I NON-CONF.		9- 3	.75	56	1- 2	269	121	120	.53252	115	4	4					
<hr/>																	
TOTALS		RPI 1-25		RPI 26-50		W-L RECORDS		RPI 51-100		RPI 101-150		RPI 150+					
12- 7		1- 3		1- 2		OVERALL		2- 1		0- 0		8- 1					
4- 4		0- 1		1- 2		HOME		1- 0		0- 0		2- 1					
4- 3		0- 2		0- 0		AWAY		1- 1		0- 0		3- 0					
4- 0		1- 0		0- 0		NEUTRAL		0- 0		0- 0		3- 0					
9- 3		1- 0		0- 1		NON-CONFERENCE		0- 1		0- 0		8- 1					
2- 2		0- 0		0- 1		HOME		0- 0		0- 0		2- 1					
3- 1		0- 0		0- 0		AWAY		0- 1		0- 0		3- 0					
4- 0		1- 0		0- 0		NEUTRAL		0- 0		0- 0		3- 0					
3- 4		0- 3		1- 1		CONFERENCE		2- 0		0- 0		0- 0					
2- 2		0- 1		1- 1		HOME		1- 0		0- 0		0- 0					
1- 2		0- 2		0- 0		AWAY		1- 0		0- 0		0- 0					
0- 0		0- 0		0- 0		NEUTRAL		0- 0		0- 0		0- 0					
RPI	S	Opponent		Score		RPI	S	Opponent		Score		RPI	S	Opponent		Score	
7	A	Missouri		0 3		31	H	LSU		3 1		58	H	Texas A&M		3 1	
13	N	Nebraska		3 1		32	H	Florida St.		2 3		84	A	Notre Dame		2 3	
18	H	Kentucky		0 3		37	H	Alabama		1 3		100	A	Ole Miss		3 1	
23	A	Arkansas		1 3													

Non-Div. I Games:

Auburn

T
u
l
a
n
e

Tulane					Through Games Of Through Matches of Oct. 20, 2013							
Average RPI Win: 231 Average RPI Loss: 96		WON-LOST RECORD	WINNING PCT. RANK	LAST 10 GAMES	STRENGTH OF SCHEDULE	OPP. STRENGTH OF SCHEDULE	TEAM RPI	ADJ RPI	CONF. RPI	ADJ CONF. RPI		
DIV. I ONLY		20- 2	.90909	6	3- 0	242	270	74	.56554	76	11	11
DIV. I NON-CONF.		14- 1	.93333	8	1- 0	287	293	98	.54823	102	11	11

TOTALS		RPI 1-25	RPI 26-50		W-L RECORDS		RPI 51-100		RPI 101-150		RPI 150+	
20- 2	0- 0		0- 0		OVERALL		0- 1		2- 1		18- 0	
9- 2	0- 0		0- 0		HOME		0- 1		1- 1		8- 0	
8- 0	0- 0		0- 0		AWAY		0- 0		0- 0		8- 0	
3- 0	0- 0		0- 0		NEUTRAL		0- 0		1- 0		2- 0	
14- 1	0- 0		0- 0		NON-CONFERENCE		0- 0		1- 1		13- 0	
6- 1	0- 0		0- 0		HOME		0- 0		0- 1		6- 0	
5- 0	0- 0		0- 0		AWAY		0- 0		0- 0		5- 0	
3- 0	0- 0		0- 0		NEUTRAL		0- 0		1- 0		2- 0	
6- 1	0- 0		0- 0		CONFERENCE		0- 1		1- 0		5- 0	
3- 1	0- 0		0- 0		HOME		0- 1		1- 0		2- 0	
3- 0	0- 0		0- 0		AWAY		0- 0		0- 0		3- 0	
0- 0	0- 0		0- 0		NEUTRAL		0- 0		0- 0		0- 0	

RPI S	Opponent	Score	RPI S	Opponent	Score	RPI S	Opponent	Score	RPI S	Opponent	Score	
						73 H	UTSA	1 3	119 H	North Dakota	1 3	
									120 H	UTEP	3 1	
									138 N	Toledo	3 1	
									152 A	Marshall	3 0	
									168 H	FIU	3 0	
									178 A	Youngstown St.	3 1	
									185 A	Radford	3 1	
									185 A	Radford	3 1	
									192 H	Southern Miss.	3 1	
									221 H	Florida A&M	3 0	
									230 A	East Carolina	3 1	
									240 H	Texas Southern	3 0	
									254 H	Lamar	3 0	
									264 A	Charlotte	3 0	
									276 A	Southeastern La.	3 1	
									278 H	Rider	3 0	
									286 H	Nicholls St.	3 2	
									302 A	New Orleans	3 0	
									307 N	Saint Francis (PA)	3 0	
									319 H	Mississippi Val.	3 0	
									331 N	Savannah St.	3 0	

			LAST 10 GAMES									
			254 H	Lamar	3 0	152 A	Marshall	3 0				
			168 H	FIU	3 0	120 H	UTEP	3 1				
			192 H	Southern Miss.	3 1	73 H	UTSA	1 3				
			230 A	East Carolina	3 1	331 N	Savannah St.	3 0				
			264 A	Charlotte	3 0	185 A	Radford	3 1				

T
u
l
a
n
e

Non-Div. I Games:

Tulane

Average RPI Win:	204	WON-LOST	WINNING	LAST 10	STRENGTH OF	OPP. STRENGTH	TEAM	ADJ	CONF.	ADJ CONF.	
Average RPI Loss:	104	RECORD	PCT. RANK	GAMES	SCHEDULE	OF SCHEDULE	RPI	RPI	RPI	RPI	
DIV. I ONLY	18- 4	.81818	22	8- 2	184	204	71	.56378	77	17	16
DIV. I NON-CONF.	12- 3	.8	40	2- 1	180	205	79	.56453	80	17	17
<hr/>											
TOTALS	RPI 1-25	RPI 26-50		W-L RECORDS		RPI 51-100		RPI 101-150		RPI 150+	
18- 4	0- 0	0- 1		OVERALL		2- 2		3- 0		13- 1	
7- 1	0- 0	0- 0		HOME		2- 1		1- 0		4- 0	
6- 1	0- 0	0- 0		AWAY		0- 1		2- 0		4- 0	
5- 2	0- 0	0- 1		NEUTRAL		0- 0		0- 0		5- 1	
<hr/>											
12- 3	0- 0	0- 1		NON-CONFERENCE		2- 1		3- 0		7- 1	
4- 0	0- 0	0- 0		HOME		2- 0		1- 0		1- 0	
3- 1	0- 0	0- 0		AWAY		0- 1		2- 0		1- 0	
5- 2	0- 0	0- 1		NEUTRAL		0- 0		0- 0		5- 1	
<hr/>											
6- 1	0- 0	0- 0		CONFERENCE		0- 1		0- 0		6- 0	
3- 1	0- 0	0- 0		HOME		0- 1		0- 0		3- 0	
3- 0	0- 0	0- 0		AWAY		0- 0		0- 0		3- 0	
0- 0	0- 0	0- 0		NEUTRAL		0- 0		0- 0		0- 0	
<hr/>											
RPI S	Opponent	Score	RPI S	Opponent	Score	RPI S	Opponent	Score	RPI S	Opponent	Score
			33 N	Ohio St.	0 3	79 H	Army	3 1	121 A	UCF	3 2
						83 A	Buffalo	1 3	133 A	IUPUI	3 2
						91 H	Milwaukee	0 3	139 H	Eastern Mich.	3 2
						96 H	Iowa	3 1	153 H	Green Bay	3 2
									162 A	Cleveland St.	3 2
									178 A	Youngstown St.	3 0
									199 H	Oakland	3 1
									205 H	Rhode Island	3 0
									207 N	Memphis	0 3
									237 A	Evansville	3 1
									245 A	Ill.-Chicago	3 1
									253 N	North Florida	3 0
									258 N	SIU Edwardsville	3 1
									291 N	Alabama St.	3 0
									296 H	Wright St.	3 0
									308 N	UMES	3 0
									318 N	Ark.-Pine Bluff	3 0
<hr/>											
LAST 10 GAMES											
			296 H	Wright St.	3 0	91 H	Milwaukee	0 3			
			199 H	Oakland	3 1	153 H	Green Bay	3 2			
			133 A	IUPUI	3 2	245 A	Ill.-Chicago	3 1			
			162 A	Cleveland St.	3 2	33 N	Ohio St.	0 3			
			178 A	Youngstown St.	3 0	308 N	UMES	3 0			

Non-Div. I Games:

Valparaiso

Average RPI Win:		154	WON-LOST RECORD		WINNING PCT. RANK		LAST 10 GAMES		STRENGTH OF SCHEDULE		OPP. STRENGTH OF SCHEDULE		TEAM RPI		ADJ RPI		CONF. RPI		ADJ CONF. RPI				
DIV. I ONLY			11- 10		.52381 159		4- 6		41		85		80		.56362 78		8		8				
DIV. I NON-CONF.			9- 5		.64286 98		2- 1		20		96		44		.60954 44		8		8				
TOTALS		RPI 1-25		RPI 26-50				W-L RECORDS		RPI 51-100				RPI 101-150				RPI 150+					
11- 10		0- 3		0- 1				OVERALL		2- 3				5- 2				4- 1					
4- 2		0- 1		0- 0				HOME		2- 1				1- 0				1- 0					
2- 7		0- 1		0- 1				AWAY		0- 2				2- 2				0- 1					
5- 1		0- 1		0- 0				NEUTRAL		0- 0				2- 0				3- 0					
9- 5		0- 2		0- 1				NON-CONFERENCE		2- 1				4- 0				3- 1					
2- 1		0- 0		0- 0				HOME		2- 1				0- 0				0- 0					
2- 3		0- 1		0- 1				AWAY		0- 0				2- 0				0- 1					
5- 1		0- 1		0- 0				NEUTRAL		0- 0				2- 0				3- 0					
2- 5		0- 1		0- 0				CONFERENCE		0- 2				1- 2				1- 0					
2- 1		0- 1		0- 0				HOME		0- 0				1- 0				1- 0					
0- 4		0- 0		0- 0				AWAY		0- 2				0- 2				0- 0					
0- 0		0- 0		0- 0				NEUTRAL		0- 0				0- 0				0- 0					
RPI	S	Opponent		Score		RPI	S	Opponent		Score		RPI	S	Opponent		Score		RPI	S	Opponent		Score	
4	A	Southern California		0	3	26	A	BYU		0	3	55	A	Cal St. Northridge		1	3	125	N	Idaho St.		3	1
9	H	Hawaii		1	3							56	H	Xavier		3	2	126	A	Cal Poly		0	3
22	N	Utah		1	3							61	H	American		3	1	135	A	Denver		3	2
												63	A	UC Santa Barbara		0	3	142	H	Cal St. Fullerton		3	0
												89	H	Fresno St.		1	3	145	A	UC Davis		2	3
																		146	A	Utah Valley		3	1
																		148	N	IPFW		3	0
																		157	N	A&M-Corpus Christi		3	1
																		162	A	Cleveland St.		2	3
																		210	N	Air Force		3	2
																		216	N	High Point		3	0
																		293	H	UC Riverside		3	1
LAST 10 GAMES																							
142 H Cal St. Fullerton						3	0	63 A UC Santa Barbara						0	3								
293 H UC Riverside						3	1	126 A Cal Poly						0	3								
55 A Cal St. Northridge						1	3	89 H Fresno St.						1	3								
145 A UC Davis						2	3	56 H Xavier						3	2								
9 H Hawaii						1	3	61 H American						3	1								

Average RPI Win: 219		WON-LOST RECORD		WINNING PCT. RANK		LAST 10 GAMES		STRENGTH OF SCHEDULE		OPP. STRENGTH OF SCHEDULE		TEAM RPI		ADJ RPI		CONF. RPI		ADJ CONF. RPI			
Average RPI Loss: 64																					
DIV. I ONLY		11- 8		.57895 121		8- 2		58		135		84		.56308 79		16		17			
DIV. I NON-CONF.		3- 7		.3 264		0- 1		31		69		141		.52084 133		20		21			
TOTALS		RPI 1-25		RPI 26-50		W-L RECORDS		RPI 51-100		RPI 101-150		RPI 150+									
11- 8		0- 1		0- 2		OVERALL		1- 4		0- 1		10- 0									
6- 3		0- 0		0- 1		HOME		0- 2		0- 0		6- 0									
3- 2		0- 0		0- 0		AWAY		1- 2		0- 0		2- 0									
2- 3		0- 1		0- 1		NEUTRAL		0- 0		0- 1		2- 0									
3- 7		0- 1		0- 2		NON-CONFERENCE		0- 3		0- 1		3- 0									
1- 3		0- 0		0- 1		HOME		0- 2		0- 0		1- 0									
0- 1		0- 0		0- 0		AWAY		0- 1		0- 0		0- 0									
2- 3		0- 1		0- 1		NEUTRAL		0- 0		0- 1		2- 0									
8- 1		0- 0		0- 0		CONFERENCE		1- 1		0- 0		7- 0									
5- 0		0- 0		0- 0		HOME		0- 0		0- 0		5- 0									
3- 1		0- 0		0- 0		AWAY		1- 1		0- 0		2- 0									
0- 0		0- 0		0- 0		NEUTRAL		0- 0		0- 0		0- 0									
RPI	S	Opponent		Score		RPI	S	Opponent		Score		RPI	S	Opponent		Score					
8	N	Stanford		0 3		37	H	Alabama		1 3		52	H	Washington St.		1 3		139	N	Eastern Mich.	1 3
						46	N	Yale		1 3		54	A	Colgate		1 3		171	H	Lehigh	3 2
												61	A	American		3 1		205	N	Rhode Island	3 0
												77	A	Valparaiso		1 3		210	N	Air Force	3 2
												98	H	Seton Hall		2 3		217	H	Marist	3 1
																		232	H	Navy	3 0
																		248	H	Bucknell	3 0
																		257	A	Holy Cross	3 0
																		257	H	Holy Cross	3 0
																		274	A	Loyola Maryland	3 2
																		281	H	Lafayette	3 0

Non-Div. I Games:

Army

Average RPI Win:	186	WON-LOST	WINNING	LAST 10	STRENGTH OF	OPP. STRENGTH	TEAM	ADJ	CONF.	ADJ CONF.	
Average RPI Loss:	91	RECORD	PCT. RANK	GAMES	SCHEDULE	OF SCHEDULE	RPI	RPI	RPI	RPI	
DIV. I ONLY	14- 7	.66667	69	9- 1	105	127	81	.56305	80	13	14
DIV. I NON-CONF.	8- 6	.57143	136	3- 0	116	114	111	.54026	109	14	14
<hr/>											
TOTALS	RPI 1-25	RPI 26-50		W-L RECORDS	RPI 51-100		RPI 101-150		RPI 150+		
14- 7	0- 0	0- 1		OVERALL	1- 3		1- 3		12- 0		
8- 1	0- 0	0- 0		HOME	0- 1		1- 0		7- 0		
5- 1	0- 0	0- 0		AWAY	1- 0		0- 1		4- 0		
1- 5	0- 0	0- 1		NEUTRAL	0- 2		0- 2		1- 0		
<hr/>											
8- 6	0- 0	0- 1		NON-CONFERENCE	1- 2		1- 3		6- 0		
4- 0	0- 0	0- 0		HOME	0- 0		1- 0		3- 0		
3- 1	0- 0	0- 0		AWAY	1- 0		0- 1		2- 0		
1- 5	0- 0	0- 1		NEUTRAL	0- 2		0- 2		1- 0		
<hr/>											
6- 1	0- 0	0- 0		CONFERENCE	0- 1		0- 0		6- 0		
4- 1	0- 0	0- 0		HOME	0- 1		0- 0		4- 0		
2- 0	0- 0	0- 0		AWAY	0- 0		0- 0		2- 0		
0- 0	0- 0	0- 0		NEUTRAL	0- 0		0- 0		0- 0		
<hr/>											
RPI S	Opponent	Score	RPI S	Opponent	Score	RPI S	Opponent	Score	RPI S	Opponent	Score
			36 N	Tulsa	2 3	66 N	Missouri St.	2 3	107 N	San Francisco	1 3
						88 H	Col. of Charleston	1 3	112 A	Dayton	1 3
						90 A	San Diego St.	3 2	128 N	SMU	2 3
						97 N	Pittsburgh	0 3	149 H	St. John's (NY)	3 1
									158 H	Harvard	3 1
									164 H	UNC Wilmington	3 0
									172 A	Connecticut	3 2
									175 A	Delaware	3 1
									175 H	Delaware	3 1
									179 H	Boston College	3 1
									202 H	Hofstra	3 1
									205 A	Rhode Island	3 1
									231 H	New Hampshire	3 1
									234 A	Towson	3 0
									234 H	Towson	3 0
									238 N	Albany (NY)	3 0
<hr/>											
LAST 10 GAMES											
			175 H	Delaware	3 1	175 A	Delaware	3 1			
			234 H	Towson	3 0	164 H	UNC Wilmington	3 0			
			202 H	Hofstra	3 1	88 H	Col. of Charleston	1 3			
			205 A	Rhode Island	3 1	149 H	St. John's (NY)	3 1			
			234 A	Towson	3 0	158 H	Harvard	3 1			

Non-Div. I Games:

Northeastern

Average RPI Win: 217		WON-LOST	WINNING	LAST 10	STRENGTH OF		OPP. STRENGTH	TEAM	ADJ	CONF.	ADJ CONF.		
Average RPI Loss: 119		RECORD	PCT. RANK	GAMES	SCHEDULE		OF SCHEDULE	RPI	RPI	RPI	RPI		
DIV. I ONLY		19- 3	.86364	13	9- 1		232	200	75	.56238	81	21	22
DIV. I NON-CONF.		12- 2	.85714	28	2- 0		291	163	108	.5385	111	24	26

TOTALS		RPI 1-25		RPI 26-50		W-L RECORDS		RPI 51-100		RPI 101-150		RPI 150+	
19- 3		0- 0		0- 1		OVERALL		1- 0		2- 1		16- 1	
9- 2		0- 0		0- 1		HOME		0- 0		1- 1		8- 0	
6- 1		0- 0		0- 0		AWAY		1- 0		0- 0		5- 1	
4- 0		0- 0		0- 0		NEUTRAL		0- 0		1- 0		3- 0	
12- 2		0- 0		0- 1		NON-CONFERENCE		1- 0		2- 0		9- 1	
6- 1		0- 0		0- 1		HOME		0- 0		1- 0		5- 0	
2- 1		0- 0		0- 0		AWAY		1- 0		0- 0		1- 1	
4- 0		0- 0		0- 0		NEUTRAL		0- 0		1- 0		3- 0	
7- 1		0- 0		0- 0		CONFERENCE		0- 0		0- 1		7- 0	
3- 1		0- 0		0- 0		HOME		0- 0		0- 1		3- 0	
4- 0		0- 0		0- 0		AWAY		0- 0		0- 0		4- 0	
0- 0		0- 0		0- 0		NEUTRAL		0- 0		0- 0		0- 0	
RPI S	Opponent	Score	RPI S	Opponent	Score	RPI S	Opponent	Score	RPI S	Opponent	Score		
			30 H	Georgia	0 3	100 A	Ole Miss	3 1	105 H	Oral Roberts	3 1		
									122 H	Furman	2 3		
									147 N	Arkansas St.	3 1		
									187 A	Appalachian St.	3 2		
									188 A	UNC Greensboro	3 0		
									188 H	UNC Greensboro	3 2		
									193 A	Western Caro.	3 0		
									198 H	Central Mich.	3 0		
									206 A	Troy	0 3		
									216 H	High Point	3 0		
									219 A	Elon	3 0		
									219 H	Elon	3 1		
									222 N	Kennesaw St.	3 0		
									226 A	South Ala.	3 1		
									229 H	North Dakota St.	3 0		
									262 N	Tennessee St.	3 0		
									301 H	Charleston So.	3 0		
									304 N	Southern Utah	3 0		
									305 H	Citadel	3 0		
									311 H	Jackson St.	3 0		

LAST 10 GAMES													
			193 A	Western Caro.	3 0	305 H	Citadel	3 0					
			187 A	Appalachian St.	3 2	188 H	UNC Greensboro	3 2					
			219 A	Elon	3 0	219 H	Elon	3 1					
			188 A	UNC Greensboro	3 0	301 H	Charleston So.	3 0					
			122 H	Furman	2 3	311 H	Jackson St.	3 0					

Non-Div. I Games:

Ga. Southern

Average RPI Win: 184		WON-LOST RECORD		WINNING PCT. RANK		LAST 10 GAMES		STRENGTH OF SCHEDULE		OPP. STRENGTH OF SCHEDULE		TEAM RPI		ADJ RPI		CONF. RPI		ADJ CONF. RPI	
DIV. I ONLY		12- 7		.63158 92		7- 3		97		98		82		.56094 82		10		10	
DIV. I NON-CONF.		7- 4		.63636 104		2- 0		123		73		91		.55725 87		9		9	
TOTALS		RPI 1-25		RPI 26-50		W-L RECORDS		RPI 51-100		RPI 101-150		RPI 150+							
12- 7		0- 3		0- 1		OVERALL		1- 2		4- 1		7- 0							
2- 1		0- 0		0- 0		HOME		0- 1		2- 0		0- 0							
6- 4		0- 3		0- 0		AWAY		0- 1		1- 0		5- 0							
4- 2		0- 0		0- 1		NEUTRAL		1- 0		1- 1		2- 0							
7- 4		0- 2		0- 1		NON-CONFERENCE		1- 0		2- 1		4- 0							
1- 0		0- 0		0- 0		HOME		0- 0		1- 0		0- 0							
2- 2		0- 2		0- 0		AWAY		0- 0		0- 0		2- 0							
4- 2		0- 0		0- 1		NEUTRAL		1- 0		1- 1		2- 0							
5- 3		0- 1		0- 0		CONFERENCE		0- 2		2- 0		3- 0							
1- 1		0- 0		0- 0		HOME		0- 1		1- 0		0- 0							
4- 2		0- 1		0- 0		AWAY		0- 1		1- 0		3- 0							
0- 0		0- 0		0- 0		NEUTRAL		0- 0		0- 0		0- 0							
RPI S	Opponent		Score		RPI S	Opponent		Score		RPI S	Opponent		Score		RPI S	Opponent		Score	
19 A	Duke		0	3	39 N	Wichita St.		2	3	60 H	New Mexico		0	3	106 N	Pacific		3	2
21 A	Colorado St.		1	3						72 N	UNI		3	1	113 N	South Carolina		1	3
22 A	Utah		2	3						89 A	Fresno St.		1	3	123 A	Boise St.		3	1
															123 H	Boise St.		3	0
															146 H	Utah Valley		3	0
															159 A	Wyoming		3	1
															191 N	Fairfield		3	2
															211 N	Liberty		3	0
															246 A	Portland		3	1
															260 A	Nevada		3	0
															270 A	San Jose St.		3	0
															299 A	Weber St.		3	0
				LAST 10 GAMES															
					260 A	Nevada		3	0	270 A	San Jose St.		3	0					
					146 H	Utah Valley		3	0	89 A	Fresno St.		1	3					
					159 A	Wyoming		3	1	123 A	Boise St.		3	1					
					21 A	Colorado St.		1	3	123 H	Boise St.		3	0					
					60 H	New Mexico		0	3	211 N	Liberty		3	0					

Non-Div. I Games:

Utah St.

Average RPI Win: 217		WON-LOST	WINNING	LAST 10	STRENGTH OF		OPP. STRENGTH	TEAM	ADJ	CONF.	ADJ CONF.
Average RPI Loss: 60		RECORD	PCT. RANK	GAMES	SCHEDULE		OF SCHEDULE	RPI	RPI	RPI	RPI
DIV. I ONLY		16- 5	.7619	42	5- 5		165	186	79	.56089	83
DIV. I NON-CONF.		12- 1	.92308	11	1- 1		237	240	72	.57426	74
TOTALS		RPI 1-25	RPI 26-50		W-L RECORDS		RPI 51-100		RPI 101-150		RPI 150+
16- 5	0- 0	0- 3		OVERALL		1- 1		2- 1		13- 0	
8- 3	0- 0	0- 2		HOME		1- 0		1- 1		6- 0	
4- 2	0- 0	0- 1		AWAY		0- 1		0- 0		4- 0	
4- 0	0- 0	0- 0		NEUTRAL		0- 0		1- 0		3- 0	
12- 1	0- 0	0- 1		NON-CONFERENCE		1- 0		1- 0		10- 0	
5- 1	0- 0	0- 1		HOME		1- 0		0- 0		4- 0	
3- 0	0- 0	0- 0		AWAY		0- 0		0- 0		3- 0	
4- 0	0- 0	0- 0		NEUTRAL		0- 0		1- 0		3- 0	
4- 4	0- 0	0- 2		CONFERENCE		0- 1		1- 1		3- 0	
3- 2	0- 0	0- 1		HOME		0- 0		1- 1		2- 0	
1- 2	0- 0	0- 1		AWAY		0- 1		0- 0		1- 0	
0- 0	0- 0	0- 0		NEUTRAL		0- 0		0- 0		0- 0	
RPI S	Opponent	Score	RPI S	Opponent	Score	RPI S	Opponent	Score	RPI S	Opponent	Score
			33 H	Ohio St.	0 3	70 A	Bowling Green	2 3	103 H	Western Mich.	0 3
			45 H	Ohio	1 3	77 H	Valparaiso	3 1	110 H	Northern Ill.	3 2
			47 A	Ball St.	0 3				121 N	UCF	3 0
									151 H	Temple	3 0
									154 A	Miami (OH)	3 1
									196 N	Davidson	3 1
									201 H	Kent St.	3 1
									225 A	Cornell	3 0
									247 N	Iona	3 1
									248 N	Bucknell	3 0
									255 H	Akron	3 2
									259 A	Georgia St.	3 0
									282 A	Canisius	3 0
									308 H	UMES	3 0
									316 H	Niagara	3 0
									316 H	Niagara	3 0
LAST 10 GAMES											
			103 H	Western Mich.	0 3	255 H	Akron	3 2			
			110 H	Northern Ill.	3 2	201 H	Kent St.	3 1			
			154 A	Miami (OH)	3 1	45 H	Ohio	1 3			
			70 A	Bowling Green	2 3	33 H	Ohio St.	0 3			
			47 A	Ball St.	0 3	308 H	UMES	3 0			

Non-Div. I Games:

Buffalo

Average RPI Win: 135		WON-LOST RECORD		WINNING PCT. RANK		LAST 10 GAMES		STRENGTH OF SCHEDULE		OPP. STRENGTH OF SCHEDULE		TEAM RPI		ADJ RPI		CONF. RPI		ADJ CONF. RPI	
Average RPI Loss: 41																			
DIV. I ONLY		8- 11		.42105 222		2- 8		25		34		87		.55868 84		6		6	
DIV. I NON-CONF.		6- 4		.6 118		0- 2		100		24		83		.56306 83		7		7	
TOTALS		RPI 1-25		RPI 26-50		W-L RECORDS		RPI 51-100		RPI 101-150		RPI 150+							
8- 11		0- 4		1- 4		OVERALL		2- 3		1- 0		4- 0							
5- 4		0- 1		1- 2		HOME		2- 1		0- 0		2- 0							
1- 5		0- 2		0- 1		AWAY		0- 2		0- 0		1- 0							
2- 2		0- 1		0- 1		NEUTRAL		0- 0		1- 0		1- 0							
6- 4		0- 1		0- 2		NON-CONFERENCE		2- 1		1- 0		3- 0							
4- 1		0- 0		0- 1		HOME		2- 0		0- 0		2- 0							
0- 2		0- 1		0- 0		AWAY		0- 1		0- 0		0- 0							
2- 1		0- 0		0- 1		NEUTRAL		0- 0		1- 0		1- 0							
2- 7		0- 3		1- 2		CONFERENCE		0- 2		0- 0		1- 0							
1- 3		0- 1		1- 1		HOME		0- 1		0- 0		0- 0							
1- 3		0- 1		0- 1		AWAY		0- 1		0- 0		1- 0							
0- 1		0- 1		0- 0		NEUTRAL		0- 0		0- 0		0- 0							
RPI S	Opponent	Score		RPI S	Opponent	Score		RPI S	Opponent	Score		RPI S	Opponent	Score					
10 A	Kansas	1	3	30 N	Georgia	1	3	65 A	Middle Tenn.	1	3	107 N	San Francisco	3	2				
19 H	Duke	1	3	32 H	Florida St.	0	3	70 H	Bowling Green	3	1	170 H	Loyola Chicago	3	0				
24 A	North Carolina	0	3	35 H	Purdue	2	3	74 H	Wake Forest	2	3	182 A	Georgia Tech	3	0				
24 N	North Carolina	0	3	42 A	North Carolina St.	1	3	75 H	Auburn	3	2	199 H	Oakland	3	1				
				48 H	Miami (FL)	3	1	95 A	Clemson	0	3	229 N	North Dakota St.	3	1				
				LAST 10 GAMES															
				32 H	Florida St.	0	3	19 H	Duke	1	3								
				48 H	Miami (FL)	3	1	42 A	North Carolina St.	1	3								
				182 A	Georgia Tech	3	0	24 A	North Carolina	0	3								
				95 A	Clemson	0	3	10 A	Kansas	1	3								
				74 H	Wake Forest	2	3	30 N	Georgia	1	3								

Non-Div. I Games:

Notre Dame

Average RPI Win:	217	WON-LOST RECORD	WINNING PCT. RANK	LAST 10 GAMES		STRENGTH OF SCHEDULE	OPP. STRENGTH OF SCHEDULE	TEAM RPI	ADJ RPI	CONF. RPI	ADJ CONF. RPI	
DIV. I ONLY		14- 6	.7 62	7- 3		140	174	88	.55837	85	26	25
DIV. I NON-CONF.		6- 4	.6 118	0- 1		53	80	70	.58001	69	26	25

TOTALS	RPI 1-25		RPI 26-50	W-L RECORDS		RPI 51-100		RPI 101-150		RPI 150+		
14- 6	0- 1		0- 2	OVERALL		0- 2		3- 1		11- 0		
7- 2	0- 1		0- 0	HOME		0- 1		0- 0		7- 0		
4- 3	0- 0		0- 2	AWAY		0- 0		1- 1		3- 0		
3- 1	0- 0		0- 0	NEUTRAL		0- 1		2- 0		1- 0		
6- 4	0- 1		0- 2	NON-CONFERENCE		0- 1		2- 0		4- 0		
3- 1	0- 1		0- 0	HOME		0- 0		0- 0		3- 0		
0- 2	0- 0		0- 2	AWAY		0- 0		0- 0		0- 0		
3- 1	0- 0		0- 0	NEUTRAL		0- 1		2- 0		1- 0		
8- 2	0- 0		0- 0	CONFERENCE		0- 1		1- 1		7- 0		
4- 1	0- 0		0- 0	HOME		0- 1		0- 0		4- 0		
4- 1	0- 0		0- 0	AWAY		0- 0		1- 1		3- 0		
0- 0	0- 0		0- 0	NEUTRAL		0- 0		0- 0		0- 0		
RPI S	Opponent	Score	RPI S	Opponent	Score	RPI S	Opponent	Score	RPI S	Opponent	Score	
18 H	Kentucky	0 3	30 A	Georgia	0 3	68 N	TCU	1 3	122 N	Furman	3 0	
			41 A	Virginia Tech	0 3	93 H	East Tenn. St.	2 3	131 N	Duquesne	3 1	
									134 A	FGCU	3 1	
									137 A	Jacksonville	1 3	
									156 H	Samford	3 0	
									222 H	Kennesaw St.	3 1	
									223 N	William & Mary	3 0	
									226 H	South Ala.	3 0	
									227 H	Jacksonville St.	3 0	
									233 A	Northern Ky.	3 0	
									233 H	Northern Ky.	3 1	
									250 A	Stetson	3 0	
									253 A	North Florida	3 0	
									309 H	Mercer	3 0	
									313 H	USC Upstate	3 0	
			LAST 10 GAMES									
			250 A	Stetson	3 0	93 H	East Tenn. St.	2 3				
			134 A	FGCU	3 1	313 H	USC Upstate	3 0				
			222 H	Kennesaw St.	3 1	253 A	North Florida	3 0				
			309 H	Mercer	3 0	137 A	Jacksonville	1 3				
			233 H	Northern Ky.	3 1	18 H	Kentucky	0 3				

Non-Div. I Games:

Lipscomb

Average RPI Win:	128	WON-LOST RECORD	WINNING PCT. RANK	LAST 10 GAMES	STRENGTH OF SCHEDULE	OPP. STRENGTH OF SCHEDULE	TEAM RPI	ADJ RPI	CONF. RPI	ADJ CONF. RPI	
DIV. I ONLY		9- 13	.40909 229	4- 6	16	49	83	.55775 86	3	3	
DIV. I NON-CONF.		8- 8	.5 165	3- 1	47	87	89	.55539 95	3	3	
<hr/>											
TOTALS	RPI 1-25	RPI 26-50		W-L RECORDS	RPI 51-100		RPI 101-150		RPI 150+		
9- 13	0- 4	0- 3		OVERALL	2- 2		4- 3		3- 1		
5- 7	0- 3	0- 1		HOME	1- 2		3- 1		1- 0		
3- 4	0- 1	0- 1		AWAY	1- 0		0- 1		2- 1		
1- 2	0- 0	0- 1		NEUTRAL	0- 0		1- 1		0- 0		
<hr/>											
8- 8	0- 1	0- 2		NON-CONFERENCE	1- 1		4- 3		3- 1		
5- 3	0- 0	0- 1		HOME	1- 1		3- 1		1- 0		
2- 3	0- 1	0- 0		AWAY	0- 0		0- 1		2- 1		
1- 2	0- 0	0- 1		NEUTRAL	0- 0		1- 1		0- 0		
<hr/>											
1- 5	0- 3	0- 1		CONFERENCE	1- 1		0- 0		0- 0		
0- 4	0- 3	0- 0		HOME	0- 1		0- 0		0- 0		
1- 1	0- 0	0- 1		AWAY	1- 0		0- 0		0- 0		
0- 0	0- 0	0- 0		NEUTRAL	0- 0		0- 0		0- 0		
<hr/>											
RPI S	Opponent	Score	RPI S	Opponent	Score	RPI S	Opponent	Score	RPI S	Opponent	Score
1	H Texas	1 3	31	N LSU	2 3	51	H Colorado	0 3	111	A Texas St.	1 3
10	H Kansas	1 3	36	H Tulsa	0 3	67	A West Virginia	3 0	114	H Mississippi St.	3 1
15	H Oklahoma	0 3	40	A Iowa St.	0 3	68	H TCU	0 3	116	N North Texas	3 0
21	A Colorado St.	0 3				73	H UTSA	3 1	117	H Northwestern St.	3 1
									126	N Cal Poly	2 3
									128	H SMU	3 0
									150	H Texas-Arlington	1 3
									161	A Rice	3 1
									166	A Northern Colo.	0 3
									187	H Appalachian St.	3 0
									189	A Houston	3 2
<hr/>											
			LAST 10 GAMES								
			15 H Oklahoma 0 3			40 A Iowa St. 0 3					
			68 H TCU 0 3			73 H UTSA 3 1					
			67 A West Virginia 3 0			189 A Houston 3 2					
			10 H Kansas 1 3			116 N North Texas 3 0					
			1 H Texas 1 3			31 N LSU 2 3					

Non-Div. I Games:

Baylor

Average RPI Win: 153		WON-LOST RECORD		WINNING PCT. RANK		LAST 10 GAMES		STRENGTH OF SCHEDULE		OPP. STRENGTH OF SCHEDULE		TEAM RPI		ADJ RPI		CONF. RPI		ADJ CONF. RPI					
DIV. I ONLY		10- 10		.5 173		5- 5		39		75		85		.55629 87		6		6					
DIV. I NON-CONF.		7- 5		.58333 132		2- 0		76		100		82		.56385 82		7		7					
TOTALS		RPI 1-25		RPI 26-50		W-L RECORDS		RPI 51-100		RPI 101-150		RPI 150+											
10- 10		0- 3		0- 2		OVERALL		4- 2		0- 2		6- 1											
7- 3		0- 1		0- 1		HOME		1- 0		0- 0		6- 1											
2- 4		0- 1		0- 0		AWAY		2- 2		0- 1		0- 0											
1- 3		0- 1		0- 1		NEUTRAL		1- 0		0- 1		0- 0											
7- 5		0- 1		0- 1		NON-CONFERENCE		2- 2		0- 1		5- 0											
6- 0		0- 0		0- 0		HOME		1- 0		0- 0		5- 0											
0- 2		0- 0		0- 0		AWAY		0- 2		0- 0		0- 0											
1- 3		0- 1		0- 1		NEUTRAL		1- 0		0- 1		0- 0											
3- 5		0- 2		0- 1		CONFERENCE		2- 0		0- 1		1- 1											
1- 3		0- 1		0- 1		HOME		0- 0		0- 0		1- 1											
2- 2		0- 1		0- 0		AWAY		2- 0		0- 1		0- 0											
0- 0		0- 0		0- 0		NEUTRAL		0- 0		0- 0		0- 0											
RPI	S	Opponent		Score		RPI	S	Opponent		Score		RPI	S	Opponent		Score							
19	A	Duke		0 3		42	H	North Carolina St.		0 3		59	A	Western Ky.		1 3		101	A	Maryland	1 3		
21	N	Colorado St.		1 3		45	N	Ohio		2 3		63	N	UC Santa Barbara		3 2		104	N	UNLV	1 3		
24	H	North Carolina		0 3								71	A	Pepperdine		1 3		152	H	Marshall	3 0		
												74	A	Wake Forest		3 0		173	H	James Madison	3 1		
												97	A	Pittsburgh		3 2		179	H	Boston College	3 2		
												98	H	Seton Hall		3 1		181	H	Syracuse	1 3		
																		213	H	Montana	3 0		
																		223	H	William & Mary	3 1		
																		256	H	Columbia	3 1		

Non-Div. I Games:

Virginia

Average RPI Win:		212	WON-LOST RECORD		WINNING PCT. RANK		LAST 10 GAMES		STRENGTH OF SCHEDULE		OPP. STRENGTH OF SCHEDULE		TEAM RPI		ADJ RPI		CONF. RPI		ADJ CONF. RPI		
DIV. I ONLY			17- 4		.80952	25	8- 2		217		187		86		.55595		88	13		14	
DIV. I NON-CONF.			10- 4		.71429	70	1- 2		253		209		133		.51887		137	14		14	
TOTALS		RPI 1-25		RPI 26-50		W-L RECORDS		RPI 51-100		RPI 101-150		RPI 150+									
17- 4		0- 0		0- 1		OVERALL		1- 0		1- 3		15- 0									
8- 2		0- 0		0- 1		HOME		0- 0		1- 1		7- 0									
6- 2		0- 0		0- 0		AWAY		1- 0		0- 2		5- 0									
3- 0		0- 0		0- 0		NEUTRAL		0- 0		0- 0		3- 0									
10- 4		0- 0		0- 1		NON-CONFERENCE		0- 0		1- 3		9- 0									
6- 2		0- 0		0- 1		HOME		0- 0		1- 1		5- 0									
1- 2		0- 0		0- 0		AWAY		0- 0		0- 2		1- 0									
3- 0		0- 0		0- 0		NEUTRAL		0- 0		0- 0		3- 0									
7- 0		0- 0		0- 0		CONFERENCE		1- 0		0- 0		6- 0									
2- 0		0- 0		0- 0		HOME		0- 0		0- 0		2- 0									
5- 0		0- 0		0- 0		AWAY		1- 0		0- 0		4- 0									
0- 0		0- 0		0- 0		NEUTRAL		0- 0		0- 0		0- 0									
RPI	S	Opponent	Score		RPI	S	Opponent	Score		RPI	S	Opponent	Score								
			47	H	Ball St.	1	3	80	A	Northeastern	3	1	102	A	Long Beach St.	1	3				
													108	H	Indiana	3	1				
													128	H	SMU	1	3				
													130	A	Loyola Marymount	0	3				
													164	A	UNC Wilmington	3	1				
													173	A	James Madison	3	1				
													173	H	James Madison	3	1				
													182	A	Georgia Tech	3	0				
													202	A	Hofstra	3	2				
													203	N	Seattle	3	1				
													215	H	Coastal Caro.	3	1				
													221	N	Florida A&M	3	0				
													223	A	William & Mary	3	0				
													223	H	William & Mary	3	0				
													235	H	UNC Asheville	3	0				
													280	H	Alabama A&M	3	0				
													297	N	Chattanooga	3	2				
													301	H	Charleston So.	3	0				
													322	H	South Carolina St.	3	0				
				LAST 10 GAMES																	
			173	H	James Madison	3	1	202	A	Hofstra	3	2									
			223	H	William & Mary	3	0	80	A	Northeastern	3	1									
			164	A	UNC Wilmington	3	1	47	H	Ball St.	1	3									
			223	A	William & Mary	3	0	235	H	UNC Asheville	3	0									
			173	A	James Madison	3	1	128	H	SMU	1	3									

Non-Div. I Games:

Col. of Charleston

Average RPI Win: 156		WON-LOST RECORD		WINNING PCT. RANK		LAST 10 GAMES		STRENGTH OF SCHEDULE		OPP. STRENGTH OF SCHEDULE		TEAM RPI		ADJ RPI		CONF. RPI		ADJ CONF. RPI	
DIV. I ONLY		12- 8		.6 109		8- 2		112		63		92		.55561 89		10		10	
DIV. I NON-CONF.		6- 6		.5 165		2- 0		67		42		95		.55648 91		9		9	
TOTALS		RPI 1-25		RPI 26-50		W-L RECORDS		RPI 51-100		RPI 101-150		RPI 150+							
12- 8		0- 0		0- 3		OVERALL		4- 3		1- 2		7- 0							
8- 4		0- 0		0- 1		HOME		2- 1		0- 2		6- 0							
3- 1		0- 0		0- 0		AWAY		1- 1		1- 0		1- 0							
1- 3		0- 0		0- 2		NEUTRAL		1- 1		0- 0		0- 0							
6- 6		0- 0		0- 3		NON-CONFERENCE		2- 2		0- 1		4- 0							
3- 3		0- 0		0- 1		HOME		0- 1		0- 1		3- 0							
2- 0		0- 0		0- 0		AWAY		1- 0		0- 0		1- 0							
1- 3		0- 0		0- 2		NEUTRAL		1- 1		0- 0		0- 0							
6- 2		0- 0		0- 0		CONFERENCE		2- 1		1- 1		3- 0							
5- 1		0- 0		0- 0		HOME		2- 0		0- 1		3- 0							
1- 1		0- 0		0- 0		AWAY		0- 1		1- 0		0- 0							
0- 0		0- 0		0- 0		NEUTRAL		0- 0		0- 0		0- 0							
RPI S	Opponent	Score		RPI S	Opponent	Score		RPI S	Opponent	Score		RPI S	Opponent	Score					
26 N	BYU	0 3		55 H	Cal St. Northridge	2 3		104 A	UNLV	3 0									
28 H	Oregon	0 3		56 N	Xavier	3 0		118 H	Santa Clara	2 3									
39 N	Wichita St.	1 3		60 H	New Mexico	3 2		123 H	Boise St.	2 3									
				61 N	American	2 3		161 H	Rice	3 2									
				78 A	UC Irvine	3 1		165 H	Bakersfield	3 0									
				82 H	Utah St.	3 1		176 H	Belmont	3 2									
				90 A	San Diego St.	1 3		210 H	Air Force	3 1									
								246 A	Portland	3 0									
								260 H	Nevada	3 0									
								270 H	San Jose St.	3 0									
LAST 10 GAMES																			
210 H	Air Force	3 1		90 A	San Diego St.	1 3													
60 H	New Mexico	3 2		123 H	Boise St.	2 3													
260 H	Nevada	3 0		82 H	Utah St.	3 1													
270 H	San Jose St.	3 0		78 A	UC Irvine	3 1													
104 A	UNLV	3 0		56 N	Xavier	3 0													

Non-Div. I Games:

Fresno St.

Average RPI Win:	163	WON-LOST	WINNING	LAST 10	STRENGTH OF	OPP. STRENGTH	TEAM	ADJ	CONF.	ADJ CONF.		
Average RPI Loss:	77	RECORD	PCT. RANK	GAMES	SCHEDULE	OF SCHEDULE	RPI	RPI	RPI	RPI		
DIV. I ONLY		9- 9	.5	173	5- 5	36	114	89	.55546	90	10	10
DIV. I NON-CONF.		5- 5	.5	165	1- 1	8	126	57	.59073	57	9	9
<hr/>												
TOTALS	RPI 1-25	RPI 26-50		W-L RECORDS		RPI 51-100		RPI 101-150		RPI 150+		
9- 9	0- 2	0- 1		OVERALL		2- 3		2- 1		5- 2		
5- 3	0- 1	0- 0		HOME		1- 1		1- 0		3- 1		
1- 5	0- 1	0- 1		AWAY		0- 1		0- 1		1- 1		
3- 1	0- 0	0- 0		NEUTRAL		1- 1		1- 0		1- 0		
<hr/>												
5- 5	0- 1	0- 1		NON-CONFERENCE		1- 2		2- 0		2- 1		
2- 1	0- 0	0- 0		HOME		0- 1		1- 0		1- 0		
0- 3	0- 1	0- 1		AWAY		0- 0		0- 0		0- 1		
3- 1	0- 0	0- 0		NEUTRAL		1- 1		1- 0		1- 0		
<hr/>												
4- 4	0- 1	0- 0		CONFERENCE		1- 1		0- 1		3- 1		
3- 2	0- 1	0- 0		HOME		1- 0		0- 0		2- 1		
1- 2	0- 0	0- 0		AWAY		0- 1		0- 1		1- 0		
0- 0	0- 0	0- 0		NEUTRAL		0- 0		0- 0		0- 0		
<hr/>												
RPI S	Opponent	Score		RPI S	Opponent	Score		RPI S	Opponent	Score		
20 A	San Diego	0	3	31 A	LSU	2	3	55 N	Cal St. Northridge	2	3	
21 H	Colorado St.	1	3					60 A	New Mexico	2	3	
								73 N	UTSA	3	1	
								80 H	Northeastern	2	3	
								89 H	Fresno St.	3	1	
								104 A	UNLV	1	3	
								107 H	San Francisco	3	0	
								145 N	UC Davis	3	2	
								155 N	Idaho	3	0	
								158 H	Harvard	3	1	
								159 H	Wyoming	1	3	
								160 A	Northern Ariz.	0	3	
								210 A	Air Force	3	1	
								260 H	Nevada	3	0	
								270 H	San Jose St.	3	0	
<hr/>												
LAST 10 GAMES												
21 H	Colorado St.	1	3	89 H	Fresno St.	3	1					
159 H	Wyoming	1	3	260 H	Nevada	3	0					
210 A	Air Force	3	1	104 A	UNLV	1	3					
60 A	New Mexico	2	3	20 A	San Diego	0	3					
270 H	San Jose St.	3	0	107 H	San Francisco	3	0					

Non-Div. I Games:

San Diego St.

Average RPI Win:		205	WON-LOST		WINNING		LAST 10		STRENGTH OF		OPP. STRENGTH		TEAM	ADJ		CONF.		ADJ CONF.	
Average RPI Loss:		37	RECORD		PCT. RANK		GAMES		SCHEDULE		OF SCHEDULE		RPI	RPI		RPI		RPI	
DIV. I ONLY			11- 8		.57895 121		7- 3		95		71		93	.55511 91		17		16	
DIV. I NON-CONF.			4- 8		.33333 248		0- 3		81		19		149	.51392 142		17		17	
TOTALS		RPI 1-25		RPI 26-50		W-L RECORDS		RPI 51-100		RPI 101-150		RPI 150+							
11- 8		0- 5		0- 1		OVERALL		2- 1		0- 1		9- 0							
5- 1		0- 0		0- 0		HOME		0- 1		0- 0		5- 0							
3- 3		0- 2		0- 0		AWAY		1- 0		0- 1		2- 0							
3- 4		0- 3		0- 1		NEUTRAL		1- 0		0- 0		2- 0							
4- 8		0- 5		0- 1		NON-CONFERENCE		1- 1		0- 1		3- 0							
0- 1		0- 0		0- 0		HOME		0- 1		0- 0		0- 0							
1- 3		0- 2		0- 0		AWAY		0- 0		0- 1		1- 0							
3- 4		0- 3		0- 1		NEUTRAL		1- 0		0- 0		2- 0							
7- 0		0- 0		0- 0		CONFERENCE		1- 0		0- 0		6- 0							
5- 0		0- 0		0- 0		HOME		0- 0		0- 0		5- 0							
2- 0		0- 0		0- 0		AWAY		1- 0		0- 0		1- 0							
0- 0		0- 0		0- 0		NEUTRAL		0- 0		0- 0		0- 0							
RPI	S	Opponent		Score		RPI	S	Opponent		Score		RPI	S	Opponent		Score			
3	N	Florida		0	3	42	N	Northwestern		2	3	70	N	Bowling Green		3	0		
10	N	Kansas		0	3							77	A	Valparaiso		3	0		
11	A	Wisconsin		1	3							96	H	Iowa		2	3		
15	N	Oklahoma		0	3														
16	A	Marquette		0	3														

Non-Div. I Games:

Milwaukee

Average RPI Win:		199	WON-LOST RECORD		WINNING PCT. RANK		LAST 10 GAMES		STRENGTH OF SCHEDULE		OPP. STRENGTH OF SCHEDULE		TEAM RPI		ADJ RPI		CONF. RPI		ADJ CONF. RPI	
Average RPI Loss:		47																		
DIV. I ONLY			11- 9		.55 135		8- 2		74		90		95		.5543 92		23		21	
DIV. I NON-CONF.			3- 7		.3 264		0- 0		5		9		75		.57697 72		19		18	
TOTALS		RPI 1-25		RPI 26-50		W-L RECORDS		RPI 51-100		RPI 101-150		RPI 150+								
11- 9		0- 4		0- 3		OVERALL		0- 0		4- 1		7- 1								
9- 3		0- 2		0- 1		HOME		0- 0		4- 0		5- 0								
2- 4		0- 1		0- 1		AWAY		0- 0		0- 1		2- 1								
0- 2		0- 1		0- 1		NEUTRAL		0- 0		0- 0		0- 0								
3- 7		0- 4		0- 3		NON-CONFERENCE		0- 0		3- 0		0- 0								
3- 3		0- 2		0- 1		HOME		0- 0		3- 0		0- 0								
0- 2		0- 1		0- 1		AWAY		0- 0		0- 0		0- 0								
0- 2		0- 1		0- 1		NEUTRAL		0- 0		0- 0		0- 0								
8- 2		0- 0		0- 0		CONFERENCE		0- 0		1- 1		7- 1								
6- 0		0- 0		0- 0		HOME		0- 0		1- 0		5- 0								
2- 2		0- 0		0- 0		AWAY		0- 0		0- 1		2- 1								
0- 0		0- 0		0- 0		NEUTRAL		0- 0		0- 0		0- 0								
RPI S	Opponent		Score		RPI S	Opponent		Score		RPI S	Opponent		Score		RPI S	Opponent		Score		
6 H	Washington		0	3	26 H	BYU		0	3		106 H		Pacific		3	2				
9 A	Hawaii		0	3	28 A	Oregon		0	3		119 A		North Dakota		2	3				
15 H	Oklahoma		1	3	42 N	Northwestern		0	3		123 H		Boise St.		3	0				
17 N	Arizona		1	3							125 H		Idaho St.		3	1				
											136 H		Gonzaga		3	0				
											160 A		Northern Ariz.		0	3				
											166 A		Northern Colo.		3	1				
											212 H		Eastern Wash.		3	0				
											213 H		Montana		3	0				
											241 H		Sacramento St.		3	0				
											268 H		Montana St.		3	1				
											299 H		Weber St.		3	0				
											304 A		Southern Utah		3	0				
				LAST 10 GAMES																
					299 H	Weber St.		3	0	160 A	Northern Ariz.		0	3						
					125 H	Idaho St.		3	1	268 H	Montana St.		3	1						
					119 A	North Dakota		2	3	213 H	Montana		3	0						
					166 A	Northern Colo.		3	1	212 H	Eastern Wash.		3	0						
					304 A	Southern Utah		3	0	241 H	Sacramento St.		3	0						

Non-Div. I Games:

Portland St.

Average RPI Win:	203	WON-LOST RECORD	WINNING PCT. RANK	LAST 10 GAMES	STRENGTH OF SCHEDULE	OPP. STRENGTH OF SCHEDULE	TEAM RPI	ADJ RPI	CONF. RPI	ADJ CONF. RPI				
DIV. I ONLY		14- 7	.66667	69	9- 1	128	147	90	.55255	93	26	25		
DIV. I NON-CONF.		6- 6	.5	165	1- 0	71	61	103	.54539	106	26	25		
<hr/>														
TOTALS	RPI 1-25	RPI 26-50		W-L RECORDS		RPI 51-100		RPI 101-150		RPI 150+				
14- 7	0- 1	0- 3		OVERALL		1- 1		2- 1		11- 1				
3- 0	0- 0	0- 0		HOME		0- 0		2- 0		1- 0				
8- 3	0- 1	0- 0		AWAY		1- 1		0- 1		7- 0				
3- 4	0- 0	0- 3		NEUTRAL		0- 0		0- 0		3- 1				
<hr/>														
6- 6	0- 1	0- 3		NON-CONFERENCE		0- 1		1- 0		5- 1				
1- 0	0- 0	0- 0		HOME		0- 0		1- 0		0- 0				
2- 2	0- 1	0- 0		AWAY		0- 1		0- 0		2- 0				
3- 4	0- 0	0- 3		NEUTRAL		0- 0		0- 0		3- 1				
<hr/>														
8- 1	0- 0	0- 0		CONFERENCE		1- 0		1- 1		6- 0				
2- 0	0- 0	0- 0		HOME		0- 0		1- 0		1- 0				
6- 1	0- 0	0- 0		AWAY		1- 0		0- 1		5- 0				
0- 0	0- 0	0- 0		NEUTRAL		0- 0		0- 0		0- 0				
<hr/>														
RPI S	Opponent	Score	RPI S	Opponent	Score	RPI S	Opponent	Score	RPI S	Opponent	Score			
18 A	Kentucky	0 3	39 N	Wichita St.	0 3	74 A	Wake Forest	1 3	122 H	Furman	3 0			
			50 N	VCU	0 3	85 A	Lipscomb	3 2	134 H	FGCU	3 0			
			50 N	VCU	2 3				137 A	Jacksonville	2 3			
									152 A	Marshall	3 2			
									163 A	Tennessee	3 1			
									167 N	Austin Peay	3 1			
									188 N	UNC Greensboro	2 3			
									211 N	Liberty	3 0			
									222 A	Kennesaw St.	3 1			
									230 N	East Carolina	3 0			
									233 A	Northern Ky.	3 1			
									250 H	Stetson	3 0			
									253 A	North Florida	3 2			
									309 A	Mercer	3 1			
									313 A	USC Upstate	3 0			
<hr/>														
LAST 10 GAMES														
253 A North Florida						3	2	233 A Northern Ky.					3	1
137 A Jacksonville						2	3	313 A USC Upstate					3	0
134 H FGCU						3	0	222 A Kennesaw St.					3	1
250 H Stetson						3	0	309 A Mercer					3	1
85 A Lipscomb						3	2	163 A Tennessee					3	1

Non-Div. I Games:

East Tenn. St.

Average RPI Win:	178	WON-LOST RECORD	WINNING PCT. RANK	LAST 10 GAMES	STRENGTH OF SCHEDULE	OPP. STRENGTH OF SCHEDULE	TEAM RPI	ADJ RPI	CONF. RPI	ADJ CONF. RPI		
DIV. I ONLY		9- 10	.47368	198	2- 8	54	36	96	.55107	94	1	1
DIV. I NON-CONF.		9- 2	.81818	37	2- 0	177	122	66	.585	65	2	2
<hr/>												
TOTALS	RPI 1-25	RPI 26-50		W-L RECORDS		RPI 51-100		RPI 101-150		RPI 150+		
9- 10	0- 4	0- 4		OVERALL		0- 2		5- 0		4- 0		
0- 6	0- 2	0- 2		HOME		0- 2		0- 0		0- 0		
4- 4	0- 2	0- 2		AWAY		0- 0		2- 0		2- 0		
5- 0	0- 0	0- 0		NEUTRAL		0- 0		3- 0		2- 0		
9- 2	0- 1	0- 1		NON-CONFERENCE		0- 0		5- 0		4- 0		
0- 0	0- 0	0- 0		HOME		0- 0		0- 0		0- 0		
4- 2	0- 1	0- 1		AWAY		0- 0		2- 0		2- 0		
5- 0	0- 0	0- 0		NEUTRAL		0- 0		3- 0		2- 0		
0- 8	0- 3	0- 3		CONFERENCE		0- 2		0- 0		0- 0		
0- 6	0- 2	0- 2		HOME		0- 2		0- 0		0- 0		
0- 2	0- 1	0- 1		AWAY		0- 0		0- 0		0- 0		
0- 0	0- 0	0- 0		NEUTRAL		0- 0		0- 0		0- 0		
RPI S	Opponent	Score	RPI S	Opponent	Score	RPI S	Opponent	Score	RPI S	Opponent	Score	
4 H	Southern California	0 <div>3</div>	27 A	Michigan	1 <div>3</div>	51 H	Colorado	0 <div>3</div>	102 A	Long Beach St.	3 2	
14 A	Michigan St.	0 <div>3</div>	28 H	Oregon	0 <div>3</div>	52 H	Washington St.	2 <div>3</div>	127 N	Villanova	3 1	
17 A	Arizona	1 <div>3</div>	34 H	UCLA	2 <div>3</div>				138 N	Toledo	3 0	
22 H	Utah	1 <div>3</div>	44 A	Arizona St.	0 <div>3</div>				139 A	Eastern Mich.	3 2	
									145 N	UC Davis	3 2	
									198 N	Central Mich.	3 0	
									199 A	Oakland	3 0	
									246 A	Portland	3 0	
									312 N	Prairie View	3 0	
<hr/>												
LAST 10 GAMES												
51 H	Colorado	0 <div>3</div>	44 A	Arizona St.	0 <div>3</div>							
22 H	Utah	1 <div>3</div>	52 H	Washington St.	2 <div>3</div>							
34 H	UCLA	2 <div>3</div>	28 H	Oregon	0 <div>3</div>							
4 H	Southern California	0 <div>3</div>	102 A	Long Beach St.	3 2							
17 A	Arizona	1 <div>3</div>	312 N	Prairie View	3 0							

Non-Div. I Games:

Oregon St.

[illegible]

Non-Div. I Games:

Clemson

I
o
w
a

Iowa

Average RPI Win:		149	WON-LOST RECORD		WINNING PCT. RANK		LAST 10 GAMES		STRENGTH OF SCHEDULE		OPP. STRENGTH OF SCHEDULE		TEAM RPI		ADJ RPI		CONF. RPI		ADJ CONF. RPI								
DIV. I ONLY			12- 9		.57143		125		5- 5		90		73		91		.5477		97		6		6				
DIV. I NON-CONF.			8- 5		.61538		111		1- 1		92		103		87		.55632		92		7		7				
TOTALS		RPI 1-25		RPI 26-50				W-L RECORDS				RPI 51-100				RPI 101-150				RPI 150+							
12- 9		0- 1		1- 3				OVERALL				3- 2				2- 1				6- 2							
5- 4		0- 0		1- 0				HOME				1- 2				0- 0				3- 2							
2- 3		0- 1		0- 2				AWAY				0- 0				1- 0				1- 0							
5- 2		0- 0		0- 1				NEUTRAL				2- 0				1- 1				2- 0							
8- 5		0- 1		0- 1				NON-CONFERENCE				2- 1				2- 1				4- 1							
1- 2		0- 0		0- 0				HOME				0- 1				0- 0				1- 1							
2- 1		0- 1		0- 0				AWAY				0- 0				1- 0				1- 0							
5- 2		0- 0		0- 1				NEUTRAL				2- 0				1- 1				2- 0							
4- 4		0- 0		1- 2				CONFERENCE				1- 1				0- 0				2- 1							
4- 2		0- 0		1- 0				HOME				1- 1				0- 0				2- 1							
0- 2		0- 0		0- 2				AWAY				0- 0				0- 0				0- 0							
0- 0		0- 0		0- 0				NEUTRAL				0- 0				0- 0				0- 0							
RPI	S	Opponent			Score		RPI	S	Opponent			Score		RPI	S	Opponent			Score		RPI	S	Opponent			Score	
7	A	Missouri			1	3	32	A	Florida St.			0	3	69	N	South Dakota			3	1	125	N	Idaho St.			0	3
						35	N	Purdue			2	3	80	N	Northeastern			3	0	129	A	South Fla.			3	2	
						41	H	Virginia Tech			3	0	87	H	Virginia			2	3	147	N	Arkansas St.			3	0	
						48	A	Miami (FL)			0	3	95	H	Clemson			3	0	172	A	Connecticut			3	2	
													99	H	Morehead St.			2	3	179	H	Boston College			3	0	
																					181	H	Syracuse			1	3
																					182	H	Georgia Tech			3	0
																					186	N	Fla. Atlantic			3	0
																					225	H	Cornell			2	3
																					238	N	Albany (NY)			3	0
																					267	H	Rutgers			3	1
LAST 10 GAMES						LAST 10 GAMES						LAST 10 GAMES															
						181	H	Syracuse			1	3	41	H	Virginia Tech			3	0								
						179	H	Boston College			3	0	182	H	Georgia Tech			3	0								
						32	A	Florida St.			0	3	95	H	Clemson			3	0								
						48	A	Miami (FL)			0	3	99	H	Morehead St.			2	3								
						87	H	Virginia			2	3	267	H	Rutgers			3	1								

Non-Div. I Games:

Pittsburgh

Average RPI Win:		185	WON-LOST RECORD		WINNING PCT. RANK		LAST 10 GAMES		STRENGTH OF SCHEDULE		OPP. STRENGTH OF SCHEDULE		TEAM RPI		ADJ RPI		CONF. RPI		ADJ CONF. RPI				
Average RPI Loss:		71																					
DIV. I ONLY			10- 10		.5 173		6- 4		60		78		101		.54622 98		5		5				
DIV. I NON-CONF.			7- 6		.53846 156		3- 0		64		99		88		.55869 86		6		6				
TOTALS		RPI 1-25		RPI 26-50		W-L RECORDS		RPI 51-100		RPI 101-150		RPI 150+											
10- 10		0- 1		0- 3		OVERALL		1- 4		3- 1		6- 1											
2- 1		0- 0		0- 0		HOME		0- 0		1- 0		1- 1											
6- 5		0- 0		0- 2		AWAY		1- 2		2- 1		3- 0											
2- 4		0- 1		0- 1		NEUTRAL		0- 2		0- 0		2- 0											
7- 6		0- 1		0- 2		NON-CONFERENCE		1- 3		1- 0		5- 0											
1- 0		0- 0		0- 0		HOME		0- 0		0- 0		1- 0											
4- 2		0- 0		0- 1		AWAY		1- 1		1- 0		2- 0											
2- 4		0- 1		0- 1		NEUTRAL		0- 2		0- 0		2- 0											
3- 4		0- 0		0- 1		CONFERENCE		0- 1		2- 1		1- 1											
1- 1		0- 0		0- 0		HOME		0- 0		1- 0		0- 1											
2- 3		0- 0		0- 1		AWAY		0- 1		1- 1		1- 0											
0- 0		0- 0		0- 0		NEUTRAL		0- 0		0- 0		0- 0											
RPI	S	Opponent		Score		RPI	S	Opponent		Score		RPI	S	Opponent		Score							
7	N	Missouri		0 3		37	N	Alabama		1 3		52	N	Washington St.		2 3		115	A	LIU Brooklyn		3 0	
						46	A	Yale		2 3		54	N	Colgate		2 3		127	A	Villanova		3 1	
						49	A	Butler		0 3		56	A	Xavier		1 3		127	H	Villanova		3 2	
												79	A	Army		3 2		149	A	St. John's (NY)		2 3	
												87	A	Virginia		1 3		169	A	Georgetown		3 2	
																		169	H	Georgetown		0 3	
																		202	H	Hofstra		3 0	
																		223	N	William & Mary		3 0	
																		256	N	Columbia		3 2	
																		267	A	Rutgers		3 2	
																		283	A	Princeton		3 0	
						LAST 10 GAMES																	
						127	A	Villanova		3 1		202	H	Hofstra		3 0							
						169	A	Georgetown		3 2		49	A	Butler		0 3							
						115	A	LIU Brooklyn		3 0		56	A	Xavier		1 3							
						169	H	Georgetown		0 3		149	A	St. John's (NY)		2 3							
						127	H	Villanova		3 2		256	N	Columbia		3 2							

Non-Div. I Games:

Seton Hall

Average RPI Win:		214	WON-LOST RECORD		WINNING PCT. RANK		LAST 10 GAMES		STRENGTH OF SCHEDULE		OPP. STRENGTH OF SCHEDULE		TEAM RPI		ADJ RPI		CONF. RPI		ADJ CONF. RPI	
Average RPI Loss:		89																		
DIV. I ONLY			17- 6		.73913 50		8- 2		211		158		99		.54529 99		24		26	
DIV. I NON-CONF.			9- 6		.6 118		0- 2		207		92		131		.52014 134		25		24	
TOTALS		RPI 1-25		RPI 26-50		W-L RECORDS		RPI 51-100		RPI 101-150		RPI 150+								
17- 6		0- 1		0- 1		OVERALL		1- 2		1- 0		15- 2								
10- 2		0- 0		0- 0		HOME		0- 1		1- 0		9- 1								
5- 2		0- 1		0- 0		AWAY		1- 1		0- 0		4- 0								
2- 2		0- 0		0- 1		NEUTRAL		0- 0		0- 0		2- 1								
9- 6		0- 1		0- 1		NON-CONFERENCE		1- 2		1- 0		7- 2								
5- 2		0- 0		0- 0		HOME		0- 1		1- 0		4- 1								
2- 2		0- 1		0- 0		AWAY		1- 1		0- 0		1- 0								
2- 2		0- 0		0- 1		NEUTRAL		0- 0		0- 0		2- 1								
8- 0		0- 0		0- 0		CONFERENCE		0- 0		0- 0		8- 0								
5- 0		0- 0		0- 0		HOME		0- 0		0- 0		5- 0								
3- 0		0- 0		0- 0		AWAY		0- 0		0- 0		3- 0								
0- 0		0- 0		0- 0		NEUTRAL		0- 0		0- 0		0- 0								
RPI	S	Opponent		Score		RPI	S	Opponent		Score		RPI	S	Opponent		Score				
18	A	Kentucky		0 3		49	N	Butler		1 3		56	A	Xavier		0 3				
												67	H	West Virginia		1 3				
												97	A	Pittsburgh		3 2				

Non-Div. I Games:

Morehead St.

Average RPI Win:		210	WON-LOST RECORD		WINNING PCT. RANK		LAST 10 GAMES		STRENGTH OF SCHEDULE		OPP. STRENGTH OF SCHEDULE		TEAM RPI		ADJ RPI		CONF. RPI		ADJ CONF. RPI				
DIV. I ONLY			11- 10		.52381 159		3- 7		61		109		100		.54412 100		4		4				
DIV. I NON-CONF.			10- 3		.76923 52		2- 0		128		250		78		.56758 79		4		4				
TOTALS		RPI 1-25		RPI 26-50				W-L RECORDS		RPI 51-100				RPI 101-150				RPI 150+					
11- 10		0- 3		0- 2				OVERALL		0- 3				1- 2				10- 0					
6- 5		0- 2		0- 0				HOME		0- 2				1- 1				5- 0					
1- 4		0- 1		0- 2				AWAY		0- 1				0- 0				1- 0					
4- 1		0- 0		0- 0				NEUTRAL		0- 0				0- 1				4- 0					
10- 3		0- 0		0- 0				NON-CONFERENCE		0- 2				1- 1				9- 0					
5- 1		0- 0		0- 0				HOME		0- 1				1- 0				4- 0					
1- 1		0- 0		0- 0				AWAY		0- 1				0- 0				1- 0					
4- 1		0- 0		0- 0				NEUTRAL		0- 0				0- 1				4- 0					
1- 7		0- 3		0- 2				CONFERENCE		0- 1				0- 1				1- 0					
1- 4		0- 2		0- 0				HOME		0- 1				0- 1				1- 0					
0- 3		0- 1		0- 2				AWAY		0- 0				0- 0				0- 0					
0- 0		0- 0		0- 0				NEUTRAL		0- 0				0- 0				0- 0					
RPI	S	Opponent		Score		RPI	S	Opponent		Score		RPI	S	Opponent		Score							
3	H	Florida		0 3		30	A	Georgia		2 3		68	A	TCU		2 3		101	N	Maryland 2 3			
18	A	Kentucky		0 3		31	A	LSU		1 3		75	H	Auburn		1 3		113	H	South Carolina 1 3			
23	H	Arkansas		0 3								81	H	Ga. Southern		1 3		147	H	Arkansas St. 3 1			
																		163	H	Tennessee 3 1			
																		177	A	George Washington 3 1			
																		184	N	Stephen F. Austin 3 0			
																		189	N	Houston 3 0			
																		192	H	Southern Miss. 3 0			
																		194	H	La.-Lafayette 3 1			
																		220	N	UMBC 3 1			
																		222	H	Kennesaw St. 3 0			
																		297	H	Chattanooga 3 0			
																		329	N	Grambling 3 0			

Average RPI Win:	162	WON-LOST	WINNING	LAST 10	STRENGTH OF	OPP. STRENGTH	TEAM	ADJ	CONF.	ADJ CONF.		
Average RPI Loss:	93	RECORD	PCT. RANK	GAMES	SCHEDULE	OF SCHEDULE	RPI	RPI	RPI	RPI		
DIV. I ONLY		11- 9	.55	135	3- 7	80	95	98	.54341	101	6	6
DIV. I NON-CONF.		8- 4	.66667	83	0- 2	82	149	73	.57411	75	7	7
<hr/>												
TOTALS	RPI 1-25	RPI 26-50		W-L RECORDS		RPI 51-100		RPI 101-150		RPI 150+		
11- 9	0- 0	0- 5		OVERALL		2- 1		3- 0		6- 3		
9- 3	0- 0	0- 1		HOME		1- 1		3- 0		5- 1		
1- 3	0- 0	0- 3		AWAY		0- 0		0- 0		1- 0		
1- 3	0- 0	0- 1		NEUTRAL		1- 0		0- 0		0- 2		
<hr/>												
8- 4	0- 0	0- 2		NON-CONFERENCE		1- 0		3- 0		4- 2		
6- 0	0- 0	0- 0		HOME		0- 0		3- 0		3- 0		
1- 1	0- 0	0- 1		AWAY		0- 0		0- 0		1- 0		
1- 3	0- 0	0- 1		NEUTRAL		1- 0		0- 0		0- 2		
<hr/>												
3- 5	0- 0	0- 3		CONFERENCE		1- 1		0- 0		2- 1		
3- 3	0- 0	0- 1		HOME		1- 1		0- 0		2- 1		
0- 2	0- 0	0- 2		AWAY		0- 0		0- 0		0- 0		
0- 0	0- 0	0- 0		NEUTRAL		0- 0		0- 0		0- 0		
<hr/>												
RPI S	Opponent	Score	RPI S	Opponent	Score	RPI S	Opponent	Score	RPI S	Opponent	Score	
			27 A	Michigan	0 3	87 H	Virginia	3 1	115 H	LIU Brooklyn	3 0	
			32 A	Florida St.	0 3	95 H	Clemson	1 3	127 H	Villanova	3 0	
			41 H	Virginia Tech	2 3	100 N	Ole Miss	3 2	144 H	UMKC	3 2	
			45 N	Ohio	0 3				152 N	Marshall	2 3	
			48 A	Miami (FL)	0 3				174 H	Penn	3 1	
									177 A	George Washington	3 0	
									179 H	Boston College	3 0	
									181 H	Syracuse	0 3	
									182 H	Georgia Tech	3 2	
									220 N	UMBC	0 3	
									231 H	New Hampshire	3 0	
									266 H	George Mason	3 0	
			LAST 10 GAMES									
			179 H	Boston College	3 0	87 H	Virginia	3 1				
			181 H	Syracuse	0 3	95 H	Clemson	1 3				
			48 A	Miami (FL)	0 3	182 H	Georgia Tech	3 2				
			32 A	Florida St.	0 3	152 N	Marshall	2 3				
			41 H	Virginia Tech	2 3	45 N	Ohio	0 3				

Non-Div. I Games:

Maryland

Average RPI Win:		152	WON-LOST RECORD		WINNING PCT. RANK		LAST 10 GAMES		STRENGTH OF SCHEDULE		OPP. STRENGTH OF SCHEDULE		TEAM RPI		ADJ RPI		CONF. RPI		ADJ CONF. RPI				
DIV. I ONLY			11- 9		.55 135		6- 4		99		54		102		.54288 102		8		8				
DIV. I NON-CONF.			7- 6		.53846 156		2- 1		103		43		110		.53991 110		8		8				
TOTALS		RPI 1-25		RPI 26-50				W-L RECORDS				RPI 51-100				RPI 101-150				RPI 150+			
11- 9		1- 2		0- 3				OVERALL				2- 2				4- 1				4- 1			
7- 5		1- 2		0- 2				HOME				1- 1				1- 0				4- 0			
4- 2		0- 0		0- 0				AWAY				1- 1				3- 1				0- 0			
0- 2		0- 0		0- 1				NEUTRAL				0- 0				0- 0				0- 1			
7- 6		1- 1		0- 3				NON-CONFERENCE				1- 1				2- 0				3- 1			
5- 4		1- 1		0- 2				HOME				1- 1				0- 0				3- 0			
2- 0		0- 0		0- 0				AWAY				0- 0				2- 0				0- 0			
0- 2		0- 0		0- 1				NEUTRAL				0- 0				0- 0				0- 1			
4- 3		0- 1		0- 0				CONFERENCE				1- 1				2- 1				1- 0			
2- 1		0- 1		0- 0				HOME				0- 0				1- 0				1- 0			
2- 2		0- 0		0- 0				AWAY				1- 1				1- 1				0- 0			
0- 0		0- 0		0- 0				NEUTRAL				0- 0				0- 0				0- 0			
RPI	S	Opponent		Score		RPI	S	Opponent		Score		RPI	S	Opponent		Score		RPI	S	Opponent		Score	
9	H	Hawaii		0	3	32	H	Florida St.		2	3	55	A	Cal St. Northridge		1	3	107	A	San Francisco		3	2
18	H	Kentucky		0	3	34	H	UCLA		2	3	63	A	UC Santa Barbara		3	2	126	A	Cal Poly		0	3
25	H	Illinois		3	1	48	N	Miami (FL)		2	3	88	H	Col. of Charleston		3	1	130	A	Loyola Marymount		3	0
												94	H	Oregon St.		2	3	142	H	Cal St. Fullerton		3	2
																		145	A	UC Davis		3	1
																		165	H	Bakersfield		3	0
																		203	H	Seattle		3	0
																		210	N	Air Force		2	3
																		293	H	UC Riverside		3	0
																		312	H	Prairie View		3	0
LAST 10 GAMES																							
						293	H	UC Riverside		3	0	126	A	Cal Poly		0	3						
						142	H	Cal St. Fullerton		3	2	63	A	UC Santa Barbara		3	2						
						145	A	UC Davis		3	1	312	H	Prairie View		3	0						
						55	A	Cal St. Northridge		1	3	94	H	Oregon St.		2	3						
						9	H	Hawaii		0	3	165	H	Bakersfield		3	0						

Non-Div. I Games:

Long Beach St.

Average RPI Win:		197	WON-LOST RECORD		WINNING PCT. RANK		LAST 10 GAMES		STRENGTH OF SCHEDULE		OPP. STRENGTH OF SCHEDULE		TEAM RPI		ADJ RPI		CONF. RPI		ADJ CONF. RPI	
DIV. I ONLY			12- 9		.57143 125		5- 5		114		108		105		.5406 103		9		9	
DIV. I NON-CONF.			7- 6		.53846 156		0- 2		155		101		132		.52316 128		10		10	
TOTALS		RPI 1-25		RPI 26-50		W-L RECORDS		RPI 51-100		RPI 101-150		RPI 150+								
12- 9		0- 2		1- 1		OVERALL		2- 1		1- 4		8- 1								
4- 3		0- 1		1- 0		HOME		1- 0		1- 2		1- 0								
4- 4		0- 1		0- 1		AWAY		1- 0		0- 2		3- 0								
4- 2		0- 0		0- 0		NEUTRAL		0- 1		0- 0		4- 1								
7- 6		0- 2		1- 0		NON-CONFERENCE		1- 1		0- 2		5- 1								
2- 2		0- 1		1- 0		HOME		1- 0		0- 1		0- 0								
1- 2		0- 1		0- 0		AWAY		0- 0		0- 1		1- 0								
4- 2		0- 0		0- 0		NEUTRAL		0- 1		0- 0		4- 1								
5- 3		0- 0		0- 1		CONFERENCE		1- 0		1- 2		3- 0								
2- 1		0- 0		0- 0		HOME		0- 0		1- 1		1- 0								
3- 2		0- 0		0- 1		AWAY		1- 0		0- 1		2- 0								
0- 0		0- 0		0- 0		NEUTRAL		0- 0		0- 0		0- 0								
RPI	S	Opponent		Score		RPI	S	Opponent		Score		RPI	S	Opponent		Score				
3	A	Florida		1	3	42	H	Northwestern		3	2	59	N	Western Ky.		1	3			
15	H	Oklahoma		0	3	47	A	Ball St.		1	3	83	A	Buffalo		3	0			
												91	H	Milwaukee		3	2			
														110 H Northern Ill.		2	3			
														112 A Dayton		1	3			
														138 A Toledo		2	3			
														139 H Eastern Mich.		3	1			
														148 H IPFW		0	3			
														154 A Miami (OH)		3	2			
														169 N Georgetown		2	3			
														198 H Central Mich.		3	1			
														247 N Iona		3	0			
														255 A Akron		3	0			
														273 N McNeese St.		3	0			
														279 A Louisiana Tech		3	1			
														296 N Wright St.		3	0			
														302 N New Orleans		3	0			
LAST 10 GAMES																				
83 A Buffalo						3	0	198 H Central Mich.						3	1					
255 A Akron						3	0	154 A Miami (OH)						3	2					
138 A Toledo						2	3	110 H Northern Ill.						2	3					
47 A Ball St.						1	3	112 A Dayton						1	3					
139 H Eastern Mich.						3	1	59 N Western Ky.						1	3					

Non-Div. I Games:

Western Mich.

Average RPI Win: 185		WON-LOST RECORD		WINNING PCT. RANK		LAST 10 GAMES		STRENGTH OF SCHEDULE		OPP. STRENGTH OF SCHEDULE		TEAM RPI		ADJ RPI		CONF. RPI		ADJ CONF. RPI	
Average RPI Loss: 62																			
DIV. I ONLY		11- 7		.61111 102		7- 3		161		80		108		.5381 104		10		10	
DIV. I NON-CONF.		5- 5		.5 165		1- 1		187		63		153		.50713 148		9		9	
TOTALS		RPI 1-25		RPI 26-50		W-L RECORDS		RPI 51-100		RPI 101-150		RPI 150+							
11- 7		0- 1		0- 3		OVERALL		3- 2		1- 1		7- 0							
6- 3		0- 1		0- 1		HOME		1- 1		1- 0		4- 0							
3- 2		0- 0		0- 0		AWAY		1- 1		0- 1		2- 0							
2- 2		0- 0		0- 2		NEUTRAL		1- 0		0- 0		1- 0							
5- 5		0- 0		0- 3		NON-CONFERENCE		1- 1		1- 1		3- 0							
2- 1		0- 0		0- 1		HOME		0- 0		1- 0		1- 0							
1- 2		0- 0		0- 0		AWAY		0- 1		0- 1		1- 0							
2- 2		0- 0		0- 2		NEUTRAL		1- 0		0- 0		1- 0							
6- 2		0- 1		0- 0		CONFERENCE		2- 1		0- 0		4- 0							
4- 2		0- 1		0- 0		HOME		1- 1		0- 0		3- 0							
2- 0		0- 0		0- 0		AWAY		1- 0		0- 0		1- 0							
0- 0		0- 0		0- 0		NEUTRAL		0- 0		0- 0		0- 0							
RPI S	Opponent	Score		RPI S	Opponent	Score		RPI S	Opponent	Score		RPI S	Opponent	Score					
21 H	Colorado St.	2	3	38 H	Kansas St.	2	3	59 A	Western Ky.	0	3	136 A	Gonzaga	0	3				
				44 N	Arizona St.	0	3	60 A	New Mexico	3	1	142 H	Cal St. Fullerton	3	0				
				45 N	Ohio	0	3	87 N	Virginia	3	1	159 H	Wyoming	3	1				
								89 H	Fresno St.	0	3	203 N	Seattle	3	0				
								90 H	San Diego St.	3	1	210 A	Air Force	3	1				
												246 H	Portland	3	0				
												260 H	Nevada	3	0				
												270 H	San Jose St.	3	1				
												304 A	Southern Utah	3	1				
				LAST 10 GAMES															
				159 H	Wyoming	3	1	270 H	San Jose St.	3	1								
				21 H	Colorado St.	2	3	260 H	Nevada	3	0								
				60 A	New Mexico	3	1	304 A	Southern Utah	3	1								
				210 A	Air Force	3	1	90 H	San Diego St.	3	1								
				89 H	Fresno St.	0	3	59 A	Western Ky.	0	3								

Non-Div. I Games:

UNLV

Average RPI Win:	255	WON-LOST	WINNING	LAST 10	STRENGTH OF	OPP. STRENGTH	TEAM	ADJ	CONF.	ADJ CONF.		
Average RPI Loss:	75	RECORD	PCT. RANK	GAMES	SCHEDULE	OF SCHEDULE	RPI	RPI	RPI	RPI		
DIV. I ONLY		13- 4	.76471	38	6- 2	219	255	104	.53771	105	22	23
DIV. I NON-CONF.		8- 2	.8	40	1- 0	208	267	94	.55127	98	23	23
<hr/>												
TOTALS	RPI 1-25	RPI 26-50		W-L RECORDS		RPI 51-100		RPI 101-150		RPI 150+		
13- 4	0- 0	0- 1		OVERALL		0- 2		1- 1		12- 0		
1- 1	0- 0	0- 0		HOME		0- 0		0- 1		1- 0		
6- 3	0- 0	0- 1		AWAY		0- 2		1- 0		5- 0		
6- 0	0- 0	0- 0		NEUTRAL		0- 0		0- 0		6- 0		
8- 2	0- 0	0- 1		NON-CONFERENCE		0- 1		1- 0		7- 0		
0- 0	0- 0	0- 0		HOME		0- 0		0- 0		0- 0		
2- 2	0- 0	0- 1		AWAY		0- 1		1- 0		1- 0		
6- 0	0- 0	0- 0		NEUTRAL		0- 0		0- 0		6- 0		
5- 2	0- 0	0- 0		CONFERENCE		0- 1		0- 1		5- 0		
1- 1	0- 0	0- 0		HOME		0- 0		0- 1		1- 0		
4- 1	0- 0	0- 0		AWAY		0- 1		0- 0		4- 0		
0- 0	0- 0	0- 0		NEUTRAL		0- 0		0- 0		0- 0		
RPI	S	Opponent	Score	RPI	S	Opponent	Score	RPI	S	Opponent	Score	
				36	A	Tulsa	2 3	64	A	Central Ark.	1 3	
								81	A	Ga. Southern	1 3	

Non-Div. I Games: Abilene Christian 3 0 Incarnate Word 3 0

Oral Roberts

Average RPI Win:	184	WON-LOST RECORD	WINNING PCT. RANK	LAST 10 GAMES	STRENGTH OF SCHEDULE	OPP. STRENGTH OF SCHEDULE	TEAM RPI	ADJ RPI	CONF. RPI	ADJ CONF. RPI				
Average RPI Loss:	56													
DIV. I ONLY		11- 9	.55	135	5- 5	147	56	119	.5377	106	7	7		
DIV. I NON-CONF.		7- 4	.63636	104	1- 0	148	71	100	.55605	93	5	5		
<hr/>														
TOTALS	RPI 1-25	RPI 26-50		W-L RECORDS		RPI 51-100		RPI 101-150		RPI 150+				
11- 9	2- 2	0- 2		OVERALL		0- 4		3- 1		6- 0				
6- 1	0- 0	0- 0		HOME		0- 1		2- 0		4- 0				
1- 7	0- 2	0- 2		AWAY		0- 2		1- 1		0- 0				
4- 1	2- 0	0- 0		NEUTRAL		0- 1		0- 0		2- 0				
<hr/>														
7- 4	2- 1	0- 1		NON-CONFERENCE		0- 2		0- 0		5- 0				
3- 0	0- 0	0- 0		HOME		0- 0		0- 0		3- 0				
0- 3	0- 1	0- 1		AWAY		0- 1		0- 0		0- 0				
4- 1	2- 0	0- 0		NEUTRAL		0- 1		0- 0		2- 0				
<hr/>														
4- 5	0- 1	0- 1		CONFERENCE		0- 2		3- 1		1- 0				
3- 1	0- 0	0- 0		HOME		0- 1		2- 0		1- 0				
1- 4	0- 1	0- 1		AWAY		0- 1		1- 1		0- 0				
0- 0	0- 0	0- 0		NEUTRAL		0- 0		0- 0		0- 0				
<hr/>														
RPI	S	Opponent	Score		RPI	S	Opponent	Score		RPI	S	Opponent	Score	
8	A	Stanford	0	3	26	A	BYU	0	3	53	A	St. Mary's (CA)	1	3
14	N	Michigan St.	3	0	41	A	Virginia Tech	0	3	71	H	Pepperdine	2	3
15	N	Oklahoma	3	2						82	N	Utah St.	2	3
20	A	San Diego	0	3						92	A	Portland St.	2	3

Non-Div. I Games:

Pacific

Average RPI Win:		130	WON-LOST RECORD		WINNING PCT. RANK		LAST 10 GAMES		STRENGTH OF SCHEDULE		OPP. STRENGTH OF SCHEDULE		TEAM RPI		ADJ RPI		CONF. RPI		ADJ CONF. RPI	
DIV. I ONLY			9- 10		.47368 198		6- 4		73		52		110		.53739 107		7		7	
DIV. I NON-CONF.			4- 6		.4 218		1- 0		55		58		122		.53145 118		5		5	
TOTALS		RPI 1-25		RPI 26-50		W-L RECORDS		RPI 51-100		RPI 101-150		RPI 150+								
9- 10		0- 2		0- 2		OVERALL		3- 3		3- 3		3- 0								
4- 3		0- 0		0- 1		HOME		1- 0		1- 2		2- 0								
2- 5		0- 1		0- 1		AWAY		1- 2		1- 1		0- 0								
3- 2		0- 1		0- 0		NEUTRAL		1- 1		1- 0		1- 0								
4- 6		0- 1		0- 1		NON-CONFERENCE		1- 3		1- 1		2- 0								
1- 2		0- 0		0- 1		HOME		0- 0		0- 1		1- 0								
0- 2		0- 0		0- 0		AWAY		0- 2		0- 0		0- 0								
3- 2		0- 1		0- 0		NEUTRAL		1- 1		1- 0		1- 0								
5- 4		0- 1		0- 1		CONFERENCE		2- 0		2- 2		1- 0								
3- 1		0- 0		0- 0		HOME		1- 0		1- 1		1- 0								
2- 3		0- 1		0- 1		AWAY		1- 0		1- 1		0- 0								
0- 0		0- 0		0- 0		NEUTRAL		0- 0		0- 0		0- 0								
RPI S	Opponent		Score		RPI S	Opponent		Score		RPI S	Opponent		Score		RPI S	Opponent		Score		
20 A	San Diego		0 3		26 A	BYU		0 3		53 H	St. Mary's (CA)		3 1		102 H	Long Beach St.		2 3		
24 N	North Carolina		1 3		48 H	Miami (FL)		0 3		65 A	Middle Tenn.		2 3		106 H	Pacific		3 2		
										71 A	Pepperdine		3 2		118 A	Santa Clara		3 2		
										80 N	Northeastern		3 1		128 N	SMU		3 2		
										84 N	Notre Dame		2 3		130 A	Loyola Marymount		0 3		
										90 A	San Diego St.		0 3		136 H	Gonzaga		2 3		
															158 N	Harvard		3 1		
															210 H	Air Force		3 0		
															246 H	Portland		3 0		
LAST 10 GAMES																				
					106 H	Pacific		3 2							136 H	Gonzaga		2 3		
					53 H	St. Mary's (CA)		3 1							118 A	Santa Clara		3 2		
					26 A	BYU		0 3							71 A	Pepperdine		3 2		
					20 A	San Diego		0 3							130 A	Loyola Marymount		0 3		
					246 H	Portland		3 0							158 N	Harvard		3 1		

Non-Div. I Games:

San Francisco

Average RPI Win:	234	WON-LOST	WINNING	LAST 10	STRENGTH OF	OPP. STRENGTH	TEAM	ADJ	CONF.	ADJ CONF.		
Average RPI Loss:	33	RECORD	PCT. RANK	GAMES	SCHEDULE	OF SCHEDULE	RPI	RPI	RPI	RPI		
DIV. I ONLY		8- 11	.42105	222	0- 10	46	64	106	.53617	108	2	2
DIV. I NON-CONF.		8- 3	.72727	65	0- 2	111	232	81	.56453	80	1	1

TOTALS	RPI 1-25	RPI 26-50		W-L RECORDS		RPI 51-100		RPI 101-150		RPI 150+		
8- 11	0- 7	0- 2		OVERALL		0- 2		1- 0		7- 0		
6- 4	0- 2	0- 2		HOME		0- 0		1- 0		5- 0		
0- 7	0- 5	0- 0		AWAY		0- 2		0- 0		0- 0		
2- 0	0- 0	0- 0		NEUTRAL		0- 0		0- 0		2- 0		
8- 3	0- 2	0- 0		NON-CONFERENCE		0- 1		1- 0		7- 0		
6- 0	0- 0	0- 0		HOME		0- 0		1- 0		5- 0		
0- 3	0- 2	0- 0		AWAY		0- 1		0- 0		0- 0		
2- 0	0- 0	0- 0		NEUTRAL		0- 0		0- 0		2- 0		
0- 8	0- 5	0- 2		CONFERENCE		0- 1		0- 0		0- 0		
0- 4	0- 2	0- 2		HOME		0- 0		0- 0		0- 0		
0- 4	0- 3	0- 0		AWAY		0- 1		0- 0		0- 0		
0- 0	0- 0	0- 0		NEUTRAL		0- 0		0- 0		0- 0		

RPI S	Opponent	Score	RPI S	Opponent	Score	RPI S	Opponent	Score	RPI S	Opponent	Score	
2	H Penn St.	0 3	33	H Ohio St.	2 3	88	A Col. of Charleston	1 3	132	H UAB	3 0	
11	A Wisconsin	1 3	42	H Northwestern	2 3	96	A Iowa	2 3	159	H Wyoming	3 1	
12	A Minnesota	0 3							201	H Kent St.	3 1	
13	A Nebraska	0 3							215	N Coastal Caro.	3 0	
19	A Duke	0 3							262	H Tennessee St.	3 1	
24	A North Carolina	1 3							267	H Rutgers	3 0	
25	H Illinois	0 3							310	H Robert Morris	3 0	
									322	N South Carolina St.	3 0	

Non-Div. I Games:

Indiana

Average RPI Win: 195		WON-LOST	WINNING	LAST 10	STRENGTH OF		OPP. STRENGTH	TEAM	ADJ	CONF.	ADJ CONF.	
Average RPI Loss: 116		RECORD	PCT. RANK	GAMES	SCHEDULE		OF SCHEDULE	RPI	RPI	RPI	RPI	
DIV. I ONLY		15- 6	.71429	56	220		140	107	.53597	109	15	15
DIV. I NON-CONF.		8- 4	.66667	83	247		133	134	.5212	130	16	16

TOTALS		RPI 1-25		RPI 26-50		W-L RECORDS		RPI 51-100		RPI 101-150		RPI 150+
15- 6		0- 0		0- 1		OVERALL		0- 1		6- 2		9- 2
2- 2		0- 0		0- 0		HOME		0- 1		1- 0		1- 1
9- 1		0- 0		0- 0		AWAY		0- 0		4- 1		5- 0
4- 3		0- 0		0- 1		NEUTRAL		0- 0		1- 1		3- 1
8- 4		0- 0		0- 1		NON-CONFERENCE		0- 0		3- 2		5- 1
0- 0		0- 0		0- 0		HOME		0- 0		0- 0		0- 0
4- 1		0- 0		0- 0		AWAY		0- 0		2- 1		2- 0
4- 3		0- 0		0- 1		NEUTRAL		0- 0		1- 1		3- 1
7- 2		0- 0		0- 0		CONFERENCE		0- 1		3- 0		4- 1
2- 2		0- 0		0- 0		HOME		0- 1		1- 0		1- 1
5- 0		0- 0		0- 0		AWAY		0- 0		2- 0		3- 0
0- 0		0- 0		0- 0		NEUTRAL		0- 0		0- 0		0- 0
RPI	S	Opponent		Score		RPI	S	Opponent		Score		

Non-Div. I Games:

UALR

Average RPI Win:		192	WON-LOST		WINNING		LAST 10		STRENGTH OF		OPP. STRENGTH		TEAM	ADJ		CONF.		ADJ CONF.		
Average RPI Loss:		77	RECORD		PCT. RANK		GAMES		SCHEDULE		OF SCHEDULE		RPI	RPI		RPI		RPI		
DIV. I ONLY			12- 10		.54545 145		6- 4		102		111		114	.53547 110		9 9				
DIV. I NON-CONF.			8- 6		.57143 136		2- 0		126		128		114	.53453 112		10 10				
TOTALS		RPI 1-25		RPI 26-50		W-L RECORDS		RPI 51-100		RPI 101-150		RPI 150+								
12- 10		0- 1		0- 2		OVERALL		0- 4		3- 3		9- 0								
9- 4		0- 1		0- 1		HOME		0- 2		2- 0		7- 0								
2- 5		0- 0		0- 1		AWAY		0- 2		1- 2		1- 0								
1- 1		0- 0		0- 0		NEUTRAL		0- 0		0- 1		1- 0								
8- 6		0- 1		0- 1		NON-CONFERENCE		0- 2		1- 2		7- 0								
7- 4		0- 1		0- 1		HOME		0- 2		1- 0		6- 0								
0- 1		0- 0		0- 0		AWAY		0- 0		0- 1		0- 0								
1- 1		0- 0		0- 0		NEUTRAL		0- 0		0- 1		1- 0								
4- 4		0- 0		0- 1		CONFERENCE		0- 2		2- 1		2- 0								
2- 0		0- 0		0- 0		HOME		0- 0		1- 0		1- 0								
2- 4		0- 0		0- 1		AWAY		0- 2		1- 1		1- 0								
0- 0		0- 0		0- 0		NEUTRAL		0- 0		0- 0		0- 0								
RPI	S	Opponent		Score		RPI	S	Opponent		Score		RPI	S	Opponent		Score				
4	H	Southern California		1	3	33	H	Ohio St.		2	3	66	H	Missouri St.		1	3	103	A Western Mich.	3 2
						47	A	Ball St.		0	3	70	A	Bowling Green		0	3	109	N UALR	0 3
												72	H	UNI		0	3	138	A Toledo	2 3
												83	A	Buffalo		2	3	139	H Eastern Mich.	3 1
														143 A New Mexico St.		1	3	148	H IPFW	3 1
														153 H Green Bay		3	2	176	H Belmont	3 1
														177 H George Washington		3	0	198	H Central Mich.	3 1
														199 H Oakland		3	0	211	H Liberty	3 0
														236 H Western Ill.		3	2	255	A Akron	3 1
														304 N Southern Utah		3	2			
LAST 10 GAMES																				
						255	A	Akron		3	1	139	H	Eastern Mich.		3	1			
						83	A	Buffalo		2	3	70	A	Bowling Green		0	3			
						47	A	Ball St.		0	3	103	A	Western Mich.		3	2			
						138	A	Toledo		2	3	199	H	Oakland		3	0			
						198	H	Central Mich.		3	1	177	H	George Washington		3	0			

Non-Div. I Games:

Northern Ill.

Average RPI Win:		191	WON-LOST RECORD		WINNING PCT. RANK		LAST 10 GAMES		STRENGTH OF SCHEDULE		OPP. STRENGTH OF SCHEDULE		TEAM RPI		ADJ RPI		CONF. RPI		ADJ CONF. RPI	
DIV. I ONLY			15- 9		.625 94		6- 4		153		138		109		.53512 111		15		15	
DIV. I NON-CONF.			10- 5		.66667 83		1- 0		130		129		90		.55468 96		16		16	
TOTALS		RPI 1-25		RPI 26-50		W-L RECORDS		RPI 51-100		RPI 101-150		RPI 150+								
15- 9		1- 1		0- 1		OVERALL		2- 1		2- 4		10- 2								
9- 3		0- 0		0- 0		HOME		1- 0		1- 2		7- 1								
3- 4		0- 0		0- 1		AWAY		1- 1		0- 2		2- 0								
3- 2		1- 1		0- 0		NEUTRAL		0- 0		1- 0		1- 1								
10- 5		1- 1		0- 1		NON-CONFERENCE		2- 0		2- 1		5- 2								
5- 1		0- 0		0- 0		HOME		1- 0		1- 0		3- 1								
2- 2		0- 0		0- 1		AWAY		1- 0		0- 1		1- 0								
3- 2		1- 1		0- 0		NEUTRAL		0- 0		1- 0		1- 1								
5- 4		0- 0		0- 0		CONFERENCE		0- 1		0- 3		5- 0								
4- 2		0- 0		0- 0		HOME		0- 0		0- 2		4- 0								
1- 2		0- 0		0- 0		AWAY		0- 1		0- 1		1- 0								
0- 0		0- 0		0- 0		NEUTRAL		0- 0		0- 0		0- 0								
RPI	S	Opponent		Score		RPI	S	Opponent		Score		RPI	S	Opponent		Score				
22	N	Utah		1	3	36	A	Tulsa		1	3	59	A	Western Ky.		0	3			
23	N	Arkansas		3	0							73	A	UTSA		3	2			
												86	H	Baylor		3	1			
														109 H UALR		2	3			
														116 A North Texas		1	3			
														117 N Northwestern St.		3	1			
														128 H SMU		3	1			
														147 H Arkansas St.		2	3			
														150 A Texas-Arlington		2	3			
														166 N Northern Colo.		1	3			
														189 H Houston		3	0			
														194 H La.-Lafayette		3	0			
														197 H Texas Tech		2	3			
														200 A Sam Houston St.		3	0			
														206 H Troy		3	1			
														226 H South Ala.		3	2			
														254 H Lamar		3	0			
														259 A Georgia St.		3	0			
														290 H La.-Monroe		3	0			
														312 N Prairie View		3	0			
														315 H Quinnipiac		3	0			
LAST 10 GAMES																				
						226	H	South Ala.		3	2			259	A	Georgia St.		3	0	
						206	H	Troy		3	1			59	A	Western Ky.		0	3	
						109	H	UALR		2	3			290	H	La.-Monroe		3	0	
						147	H	Arkansas St.		2	3			194	H	La.-Lafayette		3	0	
						150	A	Texas-Arlington		2	3			73	A	UTSA		3	2	

Non-Div. I Games:

Texas St.

Average RPI Win: 192		WON-LOST RECORD		WINNING PCT. RANK		LAST 10 GAMES		STRENGTH OF SCHEDULE		OPP. STRENGTH OF SCHEDULE		TEAM RPI		ADJ RPI		CONF. RPI		ADJ CONF. RPI	
DIV. I ONLY		10- 10		.5 173		6- 4		81		96		113		.53478 112		20		20	
DIV. I NON-CONF.		6- 6		.5 165		2- 0		22		38		71		.58367 66		18		19	
TOTALS		RPI 1-25		RPI 26-50		W-L RECORDS		RPI 51-100		RPI 101-150		RPI 150+							
10- 10		0- 2		1- 4		OVERALL		2- 2		1- 0		6- 2							
6- 4		0- 0		1- 1		HOME		1- 2		1- 0		3- 1							
2- 4		0- 1		0- 2		AWAY		0- 0		0- 0		2- 1							
2- 2		0- 1		0- 1		NEUTRAL		1- 0		0- 0		1- 0							
6- 6		0- 2		1- 2		NON-CONFERENCE		2- 2		1- 0		2- 0							
4- 2		0- 0		1- 0		HOME		1- 2		1- 0		1- 0							
0- 2		0- 1		0- 1		AWAY		0- 0		0- 0		0- 0							
2- 2		0- 1		0- 1		NEUTRAL		1- 0		0- 0		1- 0							
4- 4		0- 0		0- 2		CONFERENCE		0- 0		0- 0		4- 2							
2- 2		0- 0		0- 1		HOME		0- 0		0- 0		2- 1							
2- 2		0- 0		0- 1		AWAY		0- 0		0- 0		2- 1							
0- 0		0- 0		0- 0		NEUTRAL		0- 0		0- 0		0- 0							
RPI S	Opponent	Score		RPI S	Opponent	Score		RPI S	Opponent	Score		RPI S	Opponent	Score					
13 A	Nebraska	0	3	36 H	Tulsa	3	1	53 N	St. Mary's (CA)	3	2	103 H	Western Mich.	3	1				
24 N	North Carolina	0	3	40 N	Iowa St.	0	3	59 H	Western Ky.	1	3	180 H	Saint Louis	2	3				
				45 A	Ohio	0	3	66 H	Missouri St.	1	3	205 A	Rhode Island	2	3				
				50 A	VCU	1	3	80 H	Northeastern	3	1	205 H	Rhode Island	3	0				
				50 H	VCU	2	3					251 N	Cincinnati	3	0				
												287 A	Fordham	3	0				
												287 H	Fordham	3	1				
												296 H	Wright St.	3	0				
												323 A	La Salle	3	0				
				LAST 10 GAMES															
				205 H	Rhode Island	3	0	323 A	La Salle	3	0								
				287 H	Fordham	3	1	180 H	Saint Louis	2	3								
				205 A	Rhode Island	2	3	50 H	VCU	2	3								
				287 A	Fordham	3	0	296 H	Wright St.	3	0								
				50 A	VCU	1	3	103 H	Western Mich.	3	1								

Non-Div. I Games:

Dayton

Average RPI Win:		189	WON-LOST		WINNING		LAST 10		STRENGTH OF		OPP. STRENGTH		TEAM		ADJ		CONF.		ADJ CONF.	
Average RPI Loss:		77	RECORD		PCT. RANK		GAMES		SCHEDULE		OF SCHEDULE		RPI		RPI		RPI		RPI	
DIV. I ONLY			11- 9		.55		135		5- 5		101		83		103		.53454		113	
DIV. I NON-CONF.			8- 4		.66667		83		2- 0		214		197		128		.51849		138	
TOTALS		RPI 1-25		RPI 26-50		W-L RECORDS		RPI 51-100		RPI 101-150		RPI 150+								
11- 9		0- 4		0- 1		OVERALL		3- 1		0- 2		8- 1								
7- 3		0- 2		0- 1		HOME		1- 0		0- 0		6- 0								
2- 4		0- 2		0- 0		AWAY		1- 1		0- 1		1- 0								
2- 2		0- 0		0- 0		NEUTRAL		1- 0		0- 1		1- 1								
8- 4		0- 1		0- 0		NON-CONFERENCE		1- 1		0- 1		7- 1								
6- 0		0- 0		0- 0		HOME		0- 0		0- 0		6- 0								
0- 2		0- 1		0- 0		AWAY		0- 1		0- 0		0- 0								
2- 2		0- 0		0- 0		NEUTRAL		1- 0		0- 1		1- 1								
3- 5		0- 3		0- 1		CONFERENCE		2- 0		0- 1		1- 0								
1- 3		0- 2		0- 1		HOME		1- 0		0- 0		0- 0								
2- 2		0- 1		0- 0		AWAY		1- 0		0- 1		1- 0								
0- 0		0- 0		0- 0		NEUTRAL		0- 0		0- 0		0- 0								
RPI	S	Opponent		Score		RPI	S	Opponent		Score		RPI	S	Opponent		Score				
7	A	Missouri		0 3		30	H	Georgia		0 3		58	H	Texas A&M		3 1				
18	H	Kentucky		0 3								82	N	Utah St.		3 1				
19	A	Duke		1 3								95	A	Clemson		2 3				
23	H	Arkansas		2 3								100	A	Ole Miss		3 1				

Non-Div. I Games:

South Carolina

Average RPI Win:		194	WON-LOST RECORD		WINNING PCT. RANK		LAST 10 GAMES		STRENGTH OF SCHEDULE		OPP. STRENGTH OF SCHEDULE		TEAM RPI		ADJ RPI		CONF. RPI		ADJ CONF. RPI										
DIV. I ONLY			11- 9		.55		135		5- 5		111		97		111		.53423		114		4		4						
DIV. I NON-CONF.			9- 5		.64286		98		3- 1		181		186		121		.52925		122		4		4						
TOTALS		RPI 1-25		RPI 26-50				W-L RECORDS				RPI 51-100				RPI 101-150				RPI 150+									
11- 9		0- 2		0- 2				OVERALL				0- 2				6- 2				5- 1									
8- 4		0- 2		0- 0				HOME				0- 0				3- 2				5- 0									
0- 4		0- 0		0- 1				AWAY				0- 2				0- 0				0- 1									
3- 1		0- 0		0- 1				NEUTRAL				0- 0				3- 0				0- 0									
9- 5		0- 0		0- 1				NON-CONFERENCE				0- 1				5- 2				4- 1									
6- 2		0- 0		0- 0				HOME				0- 0				2- 2				4- 0									
0- 2		0- 0		0- 0				AWAY				0- 1				0- 0				0- 1									
3- 1		0- 0		0- 1				NEUTRAL				0- 0				3- 0				0- 0									
2- 4		0- 2		0- 1				CONFERENCE				0- 1				1- 0				1- 0									
2- 2		0- 2		0- 0				HOME				0- 0				1- 0				1- 0									
0- 2		0- 0		0- 1				AWAY				0- 1				0- 0				0- 0									
0- 0		0- 0		0- 0				NEUTRAL				0- 0				0- 0				0- 0									
RPI	S	Opponent		Score		RPI	S	Opponent		Score		RPI	S	Opponent		Score		RPI	S	Opponent		Score							
3	H	Florida		0	3	31	A	LSU		0	3	58	A	Texas A&M		0	3	109	H	UALR		3	0						
23	H	Arkansas		0	3	36	N	Tulsa		2	3	86	A	Baylor		1	3	109	H	UALR		1	3						
																		113	H	South Carolina		3	0						
																		132	N	UAB		3	2						
																		141	H	Southeast Mo. St.		3	0						
																		141	H	Southeast Mo. St.		1	3						
																		147	N	Arkansas St.		3	1						
																		150	N	Texas-Arlington		3	1						
																		163	H	Tennessee		3	0						
																		176	A	Belmont		0	3						
																		272	H	Wofford		3	1						
																		272	H	Wofford		3	0						
																		316	H	Niagara		3	0						
																		316	H	Niagara		3	0						
																		LAST 10 GAMES											
																		163	H	Tennessee		3	0	3	H	Florida		0	3
																		113	H	South Carolina		3	0	147	N	Arkansas St.		3	1
																		31	A	LSU		0	3	132	N	UAB		3	2
																		58	A	Texas A&M		0	3	176	A	Belmont		0	3
																		23	H	Arkansas		0	3	272	H	Wofford		3	0

Non-Div. I Games:

Mississippi St.

Average RPI Win:	247	WON-LOST RECORD	WINNING PCT. RANK	LAST 10 GAMES	STRENGTH OF SCHEDULE	OPP. STRENGTH OF SCHEDULE	TEAM RPI	ADJ RPI	CONF. RPI	ADJ CONF. RPI		
DIV. I ONLY		14- 7	.66667	69	8- 2	186	177	116	.53365	115	30	30
DIV. I NON-CONF.		7- 7	.5	165	1- 2	77	67	106	.54608	104	30	30
<hr/>												
TOTALS	RPI 1-25	RPI 26-50		W-L RECORDS		RPI 51-100		RPI 101-150		RPI 150+		
14- 7	0- 3	0- 1		OVERALL		1- 1		0- 2		13- 0		
9- 1	0- 0	0- 0		HOME		1- 1		0- 0		8- 0		
2- 3	0- 2	0- 0		AWAY		0- 0		0- 1		2- 0		
3- 3	0- 1	0- 1		NEUTRAL		0- 0		0- 1		3- 0		
<hr/>												
7- 7	0- 3	0- 1		NON-CONFERENCE		1- 1		0- 2		6- 0		
4- 1	0- 0	0- 0		HOME		1- 1		0- 0		3- 0		
0- 3	0- 2	0- 0		AWAY		0- 0		0- 1		0- 0		
3- 3	0- 1	0- 1		NEUTRAL		0- 0		0- 1		3- 0		
<hr/>												
7- 0	0- 0	0- 0		CONFERENCE		0- 0		0- 0		7- 0		
5- 0	0- 0	0- 0		HOME		0- 0		0- 0		5- 0		
2- 0	0- 0	0- 0		AWAY		0- 0		0- 0		2- 0		
0- 0	0- 0	0- 0		NEUTRAL		0- 0		0- 0		0- 0		
<hr/>												
RPI S	Opponent	Score		RPI S	Opponent	Score		RPI S	Opponent	Score		
3 A	Florida	1	3	36 N	Tulsa	2	3	54 H	Colgate	3	2	
15 A	Oklahoma	1	3					98 H	Seton Hall	0	3	
19 N	Duke	0	3									

Non-Div. I Games:

LIU Brooklyn

Average RPI Win:		191	WON-LOST RECORD		WINNING PCT. RANK		LAST 10 GAMES		STRENGTH OF SCHEDULE		OPP. STRENGTH OF SCHEDULE		TEAM RPI		ADJ RPI		CONF. RPI		ADJ CONF. RPI	
DIV. I ONLY			12- 12		.5 173		5- 5		87		126		120		.5312 116		11		11	
DIV. I NON-CONF.			8- 8		.5 165		1- 1		107		123		129		.52428 127		11		11	
TOTALS		RPI 1-25		RPI 26-50		W-L RECORDS		RPI 51-100		RPI 101-150		RPI 150+								
12- 12		0- 1		0- 3		OVERALL		1- 3		3- 3		8- 2								
8- 2		0- 1		0- 0		HOME		1- 0		3- 0		4- 1								
2- 6		0- 0		0- 1		AWAY		0- 2		0- 3		2- 0								
2- 4		0- 0		0- 2		NEUTRAL		0- 1		0- 0		2- 1								
8- 8		0- 1		0- 2		NON-CONFERENCE		0- 2		3- 2		5- 1								
5- 1		0- 1		0- 0		HOME		0- 0		3- 0		2- 0								
1- 3		0- 0		0- 0		AWAY		0- 1		0- 2		1- 0								
2- 4		0- 0		0- 2		NEUTRAL		0- 1		0- 0		2- 1								
4- 4		0- 0		0- 1		CONFERENCE		1- 1		0- 1		3- 1								
3- 1		0- 0		0- 0		HOME		1- 0		0- 0		2- 1								
1- 3		0- 0		0- 1		AWAY		0- 1		0- 1		1- 0								
0- 0		0- 0		0- 0		NEUTRAL		0- 0		0- 0		0- 0								
RPI	S	Opponent		Score		RPI	S	Opponent		Score		RPI	S	Opponent		Score				
22	H	Utah		1 3		31	N	LSU		2 3		65	H	Middle Tenn.		3 1				
						34	N	UCLA		0 3		68	A	TCU		0 3				
						36	A	Tulsa		1 3		73	A	UTSA		0 3				
												86	N	Baylor		0 3				

Average RPI Win:		231	WON-LOST RECORD		WINNING PCT. RANK		LAST 10 GAMES		STRENGTH OF SCHEDULE		OPP. STRENGTH OF SCHEDULE		TEAM RPI		ADJ RPI		CONF. RPI		ADJ CONF. RPI			
DIV. I ONLY			12- 9		.57143	125	9- 1		135		148		122		.53004		117		22		23	
DIV. I NON-CONF.			4- 8		.33333	248	1- 0		108		85		185		.48567		175		23		23	
TOTALS		RPI 1-25		RPI 26-50		W-L RECORDS		RPI 51-100		RPI 101-150		RPI 150+										
12- 9		0- 2		0- 0		OVERALL		0- 4		1- 3		11- 0										
6- 0		0- 0		0- 0		HOME		0- 0		0- 0		6- 0										
4- 4		0- 1		0- 0		AWAY		0- 2		1- 1		3- 0										
2- 5		0- 1		0- 0		NEUTRAL		0- 2		0- 2		2- 0										
4- 8		0- 2		0- 0		NON-CONFERENCE		0- 3		0- 3		4- 0										
1- 0		0- 0		0- 0		HOME		0- 0		0- 0		1- 0										
1- 3		0- 1		0- 0		AWAY		0- 1		0- 1		1- 0										
2- 5		0- 1		0- 0		NEUTRAL		0- 2		0- 2		2- 0										
8- 1		0- 0		0- 0		CONFERENCE		0- 1		1- 0		7- 0										
5- 0		0- 0		0- 0		HOME		0- 0		0- 0		5- 0										
3- 1		0- 0		0- 0		AWAY		0- 1		1- 0		2- 0										
0- 0		0- 0		0- 0		NEUTRAL		0- 0		0- 0		0- 0										
RPI	S	Opponent		Score		RPI	S	Opponent		Score		RPI	S	Opponent		Score						
22	N	Utah		0	3							51	N	Colorado		0	3					
23	A	Arkansas		0	3							60	N	New Mexico		0	3					
												64	A	Central Ark.		1	3					
												86	A	Baylor		1	3					
												105	A	Oral Roberts		3	2					
												111	N	Texas St.		1	3					
												116	A	North Texas		0	3					
												144	N	UMKC		0	3					
												157	A	A&M-Corpus Christi		3	0					
												184	H	Stephen F. Austin		3	1					
												187	N	Appalachian St.		3	0					
												192	H	Southern Miss.		3	1					
												214	A	Houston Baptist		3	1					
												273	H	McNeese St.		3	1					
												276	H	Southeastern La.		3	2					
												279	A	Louisiana Tech		3	2					
												286	H	Nicholls St.		3	1					
												302	H	New Orleans		3	0					
												312	N	Prairie View		3	0					
LAST 10 GAMES																						
157 A A&M-Corpus Christi						3	0	64 A Central Ark.						1	3							
214 A Houston Baptist						3	1	184 H Stephen F. Austin						3	1							
286 H Nicholls St.						3	1	279 A Louisiana Tech						3	2							
273 H McNeese St.						3	1	302 H New Orleans						3	0							
105 A Oral Roberts						3	2	276 H Southeastern La.						3	2							

Non-Div. I Games:

Northwestern St.

Average RPI Win:		125	WON-LOST		WINNING		LAST 10		STRENGTH OF		OPP. STRENGTH		TEAM		ADJ		CONF.		ADJ CONF.					
Average RPI Loss:		64	RECORD		PCT. RANK		GAMES		SCHEDULE		OF SCHEDULE		RPI		RPI		RPI		RPI					
DIV. I ONLY			7- 11		.38889 241		3- 7		64		33		131		.52867 118		7 7							
DIV. I NON-CONF.			5- 4		.55556 148		1- 0		26		18		54		.5973 52		5 5							
TOTALS		RPI 1-25		RPI 26-50		W-L RECORDS		RPI 51-100		RPI 101-150		RPI 150+												
7- 11		0- 2		1- 3		OVERALL		2- 2		2- 4		2- 0												
2- 4		0- 0		0- 0		HOME		0- 1		1- 3		1- 0												
2- 5		0- 2		0- 2		AWAY		2- 0		0- 1		0- 0												
3- 2		0- 0		1- 1		NEUTRAL		0- 1		1- 0		1- 0												
5- 4		0- 1		1- 2		NON-CONFERENCE		1- 1		2- 0		1- 0												
1- 0		0- 0		0- 0		HOME		0- 0		1- 0		0- 0												
1- 2		0- 1		0- 1		AWAY		1- 0		0- 0		0- 0												
3- 2		0- 0		1- 1		NEUTRAL		0- 1		1- 0		1- 0												
2- 7		0- 1		0- 1		CONFERENCE		1- 1		0- 4		1- 0												
1- 4		0- 0		0- 0		HOME		0- 1		0- 3		1- 0												
1- 3		0- 1		0- 1		AWAY		1- 0		0- 1		0- 0												
0- 0		0- 0		0- 0		NEUTRAL		0- 0		0- 0		0- 0												
RPI	S	Opponent			Score		RPI	S	Opponent			Score		RPI	S	Opponent			Score					
9	A	Hawaii			1	3	26	A	BYU			1	3	53	H	St. Mary's (CA)			2	3				
20	A	San Diego			0	3	29	A	California			0	3	55	N	Cal St. Northridge			0	3				
							34	N	UCLA			1	3	71	A	Pepperdine			3	1				
							38	N	Kansas St.			3	0	89	A	Fresno St.			3	2				
																	106	H	Pacific	1	3			
																	107	H	San Francisco	2	3			
																	126	H	Cal Poly	3	0			
																	130	A	Loyola Marymount	2	3			
																	136	H	Gonzaga	1	3			
																	143	N	New Mexico St.	3	1			
																	161	N	Rice	3	1			
																	246	H	Portland	3	1			
LAST 10 GAMES																								
53 H St. Mary's (CA)							2	3	246 H Portland							3	1							
106 H Pacific							1	3	107 H San Francisco							2	3							
20 A San Diego							0	3	130 A Loyola Marymount							2	3							
26 A BYU							1	3	71 A Pepperdine							3	1							
136 H Gonzaga							1	3	126 H Cal Poly							3	0							

Non-Div. I Games:

Santa Clara

Average RPI Win: 212		WON-LOST RECORD		WINNING PCT. RANK		LAST 10 GAMES		STRENGTH OF SCHEDULE		OPP. STRENGTH OF SCHEDULE		TEAM RPI		ADJ RPI		CONF. RPI		ADJ CONF. RPI	
DIV. I ONLY		14- 8		.63636 90		9- 1		182		161		125		.52821 119		23		21	
DIV. I NON-CONF.		5- 7		.41667 209		1- 0		96		119		154		.50698 149		19		18	
TOTALS		RPI 1-25		RPI 26-50		W-L RECORDS		RPI 51-100		RPI 101-150		RPI 150+							
14- 8		0- 0		0- 2		OVERALL		2- 3		1- 1		11- 2							
6- 2		0- 0		0- 1		HOME		1- 1		1- 0		4- 0							
6- 3		0- 0		0- 0		AWAY		1- 2		0- 0		5- 1							
2- 3		0- 0		0- 1		NEUTRAL		0- 0		0- 1		2- 1							
5- 7		0- 0		0- 2		NON-CONFERENCE		1- 3		0- 1		4- 1							
2- 2		0- 0		0- 1		HOME		0- 1		0- 0		2- 0							
1- 2		0- 0		0- 0		AWAY		1- 2		0- 0		0- 0							
2- 3		0- 0		0- 1		NEUTRAL		0- 0		0- 1		2- 1							
9- 1		0- 0		0- 0		CONFERENCE		1- 0		1- 0		7- 1							
4- 0		0- 0		0- 0		HOME		1- 0		1- 0		2- 0							
5- 1		0- 0		0- 0		AWAY		0- 0		0- 0		5- 1							
0- 0		0- 0		0- 0		NEUTRAL		0- 0		0- 0		0- 0							
RPI S	Opponent	Score		RPI S	Opponent	Score		RPI S	Opponent	Score		RPI S	Opponent	Score					
				40 H	Iowa St.	0	3	58 H	Texas A&M	1	3	125 H	Idaho St.	3	1				
				41 N	Virginia Tech	0	3	65 A	Middle Tenn.	2	3	132 N	UAB	0	3				
								69 A	South Dakota	1	3	160 A	Northern Ariz.	0	3				
								76 A	Tulane	3	1	166 A	Northern Colo.	3	2				
								92 H	Portland St.	3	2	167 N	Austin Peay	2	3				
												212 H	Eastern Wash.	3	0				
												213 A	Montana	3	0				
												221 N	Florida A&M	3	2				
												229 H	North Dakota St.	3	0				
												240 N	Texas Southern	3	0				
												241 A	Sacramento St.	3	1				
												268 A	Montana St.	3	1				
												277 H	South Dakota St.	3	0				
												299 H	Weber St.	3	0				
												304 A	Southern Utah	3	0				
				LAST 10 GAMES															
				160 A	Northern Ariz.	0	3	241 A	Sacramento St.	3	1								
				304 A	Southern Utah	3	0	229 H	North Dakota St.	3	0								
				92 H	Portland St.	3	2	125 H	Idaho St.	3	1								
				212 H	Eastern Wash.	3	0	299 H	Weber St.	3	0								
				166 A	Northern Colo.	3	2	213 A	Montana	3	0								

Non-Div. I Games:

North Dakota

U
T
E
P

UTEP				Through Games Of Through Matches of Oct. 20, 2013								
Average RPI Win: 227		WON-LOST RECORD	WINNING PCT. RANK	LAST 10 GAMES	STRENGTH OF SCHEDULE	OPP. STRENGTH OF SCHEDULE	TEAM RPI	ADJ RPI	CONF. RPI	ADJ CONF. RPI		
Average RPI Loss: 87												
DIV. I ONLY		11- 7	.61111 102	8- 2	139	172	112	.52818 120	11	11		
DIV. I NON-CONF.		6- 5	.54545 151	3- 0	140	189	142	.51234 143	11	11		
TOTALS		RPI 1-25	RPI 26-50		W-L RECORDS		RPI 51-100		RPI 101-150		RPI 150+	
11- 7	0- 3	0- 0		OVERALL		1- 1		0- 1		10- 2		
7- 1	0- 0	0- 0		HOME		0- 0		0- 1		7- 0		
2- 4	0- 1	0- 0		AWAY		1- 1		0- 0		1- 2		
2- 2	0- 2	0- 0		NEUTRAL		0- 0		0- 0		2- 0		
6- 5	0- 3	0- 0		NON-CONFERENCE		0- 0		0- 1		6- 1		
4- 1	0- 0	0- 0		HOME		0- 0		0- 1		4- 0		
0- 2	0- 1	0- 0		AWAY		0- 0		0- 0		0- 1		
2- 2	0- 2	0- 0		NEUTRAL		0- 0		0- 0		2- 0		
5- 2	0- 0	0- 0		CONFERENCE		1- 1		0- 0		4- 1		
3- 0	0- 0	0- 0		HOME		0- 0		0- 0		3- 0		
2- 2	0- 0	0- 0		AWAY		1- 1		0- 0		1- 1		
0- 0	0- 0	0- 0		NEUTRAL		0- 0		0- 0		0- 0		
RPI S	Opponent		Score	RPI S	Opponent		Score	RPI S	Opponent		Score	
1 N	Texas		0 3					105 H	Oral Roberts		1 3	
9 A	Hawaii		0 3					161 H	Rice		3 0	
20 N	San Diego		1 3					168 H	FIU		3 0	
								186 H	Fla. Atlantic		3 1	
								190 H	Hampton		3 1	
								192 A	Southern Miss.		0 3	
								205 A	Rhode Island		0 3	
								240 H	Texas Southern		3 0	
								277 H	South Dakota St.		3 0	
								279 A	Louisiana Tech		3 1	
								292 N	Hartford		3 0	
								317 H	Southern U.		3 0	
								326 N	UMass Lowell		3 0	
				LAST 10 GAMES								
				161 H	Rice		3 0	76 A	Tulane		1 3	
				192 A	Southern Miss.		0 3	279 A	Louisiana Tech		3 1	
				65 A	Middle Tenn.		3 1	190 H	Hampton		3 1	
				168 H	FIU		3 0	277 H	South Dakota St.		3 0	
				186 H	Fla. Atlantic		3 1	326 N	UMass Lowell		3 0	

U
T
E
P

Non-Div. I Games: UTEP

Average RPI Win: 219		WON-LOST RECORD	WINNING PCT. RANK		LAST 10 GAMES	STRENGTH OF SCHEDULE	OPP. STRENGTH OF SCHEDULE	TEAM RPI	ADJ RPI	CONF. RPI	ADJ CONF. RPI	
Average RPI Loss: 116												
DIV. I ONLY		13- 7	.65	80	6- 4	157	222	115	.52687	121	14	13
DIV. I NON-CONF.		9- 4	.69231	79	2- 1	89	278	85	.55654	90	13	13
<hr/>												
TOTALS		RPI 1-25		RPI 26-50		W-L RECORDS		RPI 51-100		RPI 101-150		RPI 150+
13- 7	0- 0			0- 0		OVERALL		0- 4		2- 1		11- 2
10- 1	0- 0			0- 0		HOME		0- 1		2- 0		8- 0
2- 4	0- 0			0- 0		AWAY		0- 1		0- 1		2- 2
1- 2	0- 0			0- 0		NEUTRAL		0- 2		0- 0		1- 0
<hr/>												
9- 4	0- 0			0- 0		NON-CONFERENCE		0- 3		1- 0		8- 1
7- 1	0- 0			0- 0		HOME		0- 1		1- 0		6- 0
1- 1	0- 0			0- 0		AWAY		0- 0		0- 0		1- 1
1- 2	0- 0			0- 0		NEUTRAL		0- 2		0- 0		1- 0
<hr/>												
4- 3	0- 0			0- 0		CONFERENCE		0- 1		1- 1		3- 1
3- 0	0- 0			0- 0		HOME		0- 0		1- 0		2- 0
1- 3	0- 0			0- 0		AWAY		0- 1		0- 1		1- 1
0- 0	0- 0			0- 0		NEUTRAL		0- 0		0- 0		0- 0
<hr/>												
RPI S	Opponent	Score	RPI S	Opponent	Score	RPI S	Opponent	Score	RPI S	Opponent	Score	
						57 A	Louisville	1 3	128 A	SMU	0 3	
						77 H	Valparaiso	2 3	129 H	South Fla.	3 0	
						83 N	Buffalo	0 3	137 H	Jacksonville	3 1	
						95 N	Clemson	2 3	172 H	Connecticut	3 2	
									177 H	George Washington	3 0	
									184 H	Stephen F. Austin	3 2	
									186 A	Fla. Atlantic	2 3	
									189 A	Houston	0 3	
									196 N	Davidson	3 1	
									219 H	Elon	3 0	
									251 A	Cincinnati	3 0	
									253 H	North Florida	3 0	
									259 A	Georgia St.	3 1	
									267 H	Rutgers	3 0	
									291 H	Alabama St.	3 0	
									318 H	Ark.-Pine Bluff	3 0	
LAST 10 GAMES												
						128 A	SMU	0 3	172 H	Connecticut	3 2	
						189 A	Houston	0 3	129 H	South Fla.	3 0	
						57 A	Louisville	1 3	186 A	Fla. Atlantic	2 3	
						251 A	Cincinnati	3 0	137 H	Jacksonville	3 1	
						267 H	Rutgers	3 0	196 N	Davidson	3 1	

Non-Div. I Games:

UCF

Average RPI Win: 213		WON-LOST	WINNING	LAST 10	STRENGTH OF		OPP. STRENGTH	TEAM	ADJ	CONF.	ADJ CONF.
Average RPI Loss: 124		RECORD	PCT. RANK	GAMES	SCHEDULE		OF SCHEDULE	RPI	RPI	RPI	RPI
DIV. I ONLY		11- 8	.57895	121	9- 1		108	208	117	.52662	122
DIV. I NON-CONF.		4- 7	.36364	238	2- 0		117	151	189	.47948	183
TOTALS		RPI 1-25	RPI 26-50		W-L RECORDS		RPI 51-100		RPI 101-150		RPI 150+
11- 8	0- 0	0- 1		OVERALL		1- 4		1- 0		9- 3	
5- 0	0- 0	0- 0		HOME		0- 0		0- 0		5- 0	
3- 5	0- 0	0- 1		AWAY		1- 2		0- 0		2- 2	
3- 3	0- 0	0- 0		NEUTRAL		0- 2		1- 0		2- 1	
4- 7	0- 0	0- 1		NON-CONFERENCE		0- 4		1- 0		3- 2	
1- 0	0- 0	0- 0		HOME		0- 0		0- 0		1- 0	
0- 4	0- 0	0- 1		AWAY		0- 2		0- 0		0- 1	
3- 3	0- 0	0- 0		NEUTRAL		0- 2		1- 0		2- 1	
7- 1	0- 0	0- 0		CONFERENCE		1- 0		0- 0		6- 1	
4- 0	0- 0	0- 0		HOME		0- 0		0- 0		4- 0	
3- 1	0- 0	0- 0		AWAY		1- 0		0- 0		2- 1	
0- 0	0- 0	0- 0		NEUTRAL		0- 0		0- 0		0- 0	
RPI S	Opponent	Score	RPI S	Opponent	Score	RPI S	Opponent	Score	RPI S	Opponent	Score
			30 A	Georgia	0 3	68 N	TCU	0 3	113 N	South Carolina	3 1
						81 A	Ga. Southern	3 2	156 H	Samford	3 1
						85 N	Lipscomb	0 3	175 A	Delaware	2 3
						93 A	East Tenn. St.	0 3	187 A	Appalachian St.	0 3
						95 A	Clemson	1 3	193 A	Western Caro.	3 1
									196 H	Davidson	3 0
									239 N	Sacred Heart	3 1
									252 H	Presbyterian	3 0
									261 N	Winthrop	2 3
									267 N	Rutgers	3 1
									272 A	Wofford	3 2
									272 H	Wofford	3 0
									297 H	Chattanooga	3 1
LAST 10 GAMES											
			196 H	Davidson	3 0	272 A	Wofford	3 2			
			272 H	Wofford	3 0	156 H	Samford	3 1			
			193 A	Western Caro.	3 1	297 H	Chattanooga	3 1			
			187 A	Appalachian St.	0 3	252 H	Presbyterian	3 0			
			81 A	Ga. Southern	3 2	267 N	Rutgers	3 1			

Non-Div. I Games:

Furman

Average RPI Win:		203	WON-LOST RECORD		WINNING PCT. RANK		LAST 10 GAMES		STRENGTH OF SCHEDULE		OPP. STRENGTH OF SCHEDULE		TEAM RPI		ADJ RPI		CONF. RPI		ADJ CONF. RPI				
Average RPI Loss:		78																					
DIV. I ONLY			10- 9		.52632 157		1- 0		119		113		127		.52589 123		10		10				
DIV. I NON-CONF.			6- 4		.6 118		0- 0		113		139		105		.54616 103		9		9				
TOTALS		RPI 1-25		RPI 26-50		W-L RECORDS		RPI 51-100		RPI 101-150		RPI 150+											
10- 9		0- 2		0- 1		OVERALL		1- 4		2- 0		7- 2											
4- 3		0- 0		0- 0		HOME		0- 2		1- 0		3- 1											
3- 5		0- 1		0- 1		AWAY		1- 2		0- 0		2- 1											
3- 1		0- 1		0- 0		NEUTRAL		0- 0		1- 0		2- 0											
6- 4		0- 1		0- 1		NON-CONFERENCE		0- 1		2- 0		4- 1											
3- 1		0- 0		0- 0		HOME		0- 0		1- 0		2- 1											
0- 2		0- 0		0- 1		AWAY		0- 1		0- 0		0- 0											
3- 1		0- 1		0- 0		NEUTRAL		0- 0		1- 0		2- 0											
4- 5		0- 1		0- 0		CONFERENCE		1- 3		0- 0		3- 1											
1- 2		0- 0		0- 0		HOME		0- 2		0- 0		1- 0											
3- 3		0- 1		0- 0		AWAY		1- 1		0- 0		2- 1											
0- 0		0- 0		0- 0		NEUTRAL		0- 0		0- 0		0- 0											
RPI	S	Opponent		Score		RPI	S	Opponent		Score		RPI	S	Opponent		Score							
6	N	Washington		0	3	42	A	Northwestern		0	3	60	H	New Mexico		1	3	116	H	North Texas		3	1
21	A	Colorado St.		0	3							82	A	Utah St.		0	3	136	N	Gonzaga		3	2
												82	H	Utah St.		1	3	155	H	Idaho		2	3
												89	A	Fresno St.		3	2	159	A	Wyoming		0	3
												92	A	Portland St.		0	3	176	N	Belmont		3	0
																		210	H	Air Force		3	0
																		241	H	Sacramento St.		3	0
																		256	N	Columbia		3	1
																		260	A	Nevada		3	2
																		270	A	San Jose St.		3	2
																		271	H	Grand Canyon		3	0
						LAST 10 GAMES																	
						210	H	Air Force		3	0	60	H	New Mexico		1	3						
						260	A	Nevada		3	2	89	A	Fresno St.		3	2						
						21	A	Colorado St.		0	3	270	A	San Jose St.		3	2						
						159	A	Wyoming		0	3	82	H	Utah St.		1	3						
						271	H	Grand Canyon		3	0	82	A	Utah St.		0	3						

Non-Div. I Games:

Boise St.

DePaul

DePaul				Through Games Of Through Matches of Oct. 20, 2013																
Average RPI Win:		257	WON-LOST RECORD	WINNING PCT. RANK		LAST 10 GAMES		STRENGTH OF SCHEDULE		OPP. STRENGTH OF SCHEDULE		TEAM RPI		ADJ RPI		CONF. RPI		ADJ CONF. RPI		
DIV. I ONLY			15- 4		.78947 32		6- 4		284		170		124		.52587 124		5		5	
DIV. I NON-CONF.			14- 0		1 1		5- 0		322		286		116		.53079 119		6		6	
TOTALS		RPI 1-25		RPI 26-50		W-L RECORDS		RPI 51-100		RPI 101-150		RPI 150+								
15- 4		0- 3		0- 0		OVERALL		0- 0		0- 1		15- 0								
5- 1		0- 1		0- 0		HOME		0- 0		0- 0		5- 0								
5- 3		0- 2		0- 0		AWAY		0- 0		0- 1		5- 0								
5- 0		0- 0		0- 0		NEUTRAL		0- 0		0- 0		5- 0								
14- 0		0- 0		0- 0		NON-CONFERENCE		0- 0		0- 0		14- 0								
5- 0		0- 0		0- 0		HOME		0- 0		0- 0		5- 0								
4- 0		0- 0		0- 0		AWAY		0- 0		0- 0		4- 0								
5- 0		0- 0		0- 0		NEUTRAL		0- 0		0- 0		5- 0								
1- 4		0- 3		0- 0		CONFERENCE		0- 0		0- 1		1- 0								
0- 1		0- 1		0- 0		HOME		0- 0		0- 0		0- 0								
1- 3		0- 2		0- 0		AWAY		0- 0		0- 1		1- 0								
0- 0		0- 0		0- 0		NEUTRAL		0- 0		0- 0		0- 0								
RPI	S	Opponent		Score		RPI	S	Opponent		Score		RPI	S	Opponent		Score				
5	A	Creighton		1 3								127	A	Villanova		0 3				
16	A	Marquette		0 3								153	H	Green Bay		3 2				
16	H	Marquette		2 3								169	A	Georgetown		3 0				
												185	N	Radford		3 2				
												195	N	Eastern Ill.		3 1				
												245	A	Ill.-Chicago		3 0				
												258	A	SIU Edwardsville		3 1				
												259	N	Georgia St.		3 0				
												273	H	McNeese St.		3 0				
												277	N	South Dakota St.		3 0				
												294	A	Drake		3 2				
												298	H	Providence		3 0				
												301	H	Charleston So.		3 0				
												305	A	Citadel		3 0				
												318	N	Ark.-Pine Bluff		3 0				
												321	H	Chicago St.		3 0				
LAST 10 GAMES																				
16 A Marquette		0 3		16 H Marquette		2 3		245 A Ill.-Chicago		3 0										
153 H Green Bay		3 2		318 N Ark.-Pine Bluff		3 0		259 N Georgia St.		3 0										
5 A Creighton		1 3		258 A SIU Edwardsville		3 1														
169 A Georgetown		3 0																		
127 A Villanova		0 3																		

Average RPI Win:		214	WON-LOST RECORD		WINNING PCT. RANK		LAST 10 GAMES		STRENGTH OF SCHEDULE		OPP. STRENGTH OF SCHEDULE		TEAM RPI		ADJ RPI		CONF. RPI		ADJ CONF. RPI	
Average RPI Loss:		76																		
DIV. I ONLY			12- 8		.6 109		7- 3		172		125		128		.52562 125		23		21	
DIV. I NON-CONF.			5- 5		.5 165		0- 0		70		49		99		.551 99		19		18	
TOTALS		RPI 1-25		RPI 26-50		W-L RECORDS		RPI 51-100		RPI 101-150		RPI 150+								
12- 8		0- 2		0- 0		OVERALL		1- 4		2- 1		9- 1								
3- 0		0- 0		0- 0		HOME		0- 0		0- 0		3- 0								
5- 5		0- 1		0- 0		AWAY		0- 2		1- 1		4- 1								
4- 3		0- 1		0- 0		NEUTRAL		1- 2		1- 0		2- 0								
5- 5		0- 2		0- 0		NON-CONFERENCE		1- 3		2- 0		2- 0								
0- 0		0- 0		0- 0		HOME		0- 0		0- 0		0- 0								
1- 2		0- 1		0- 0		AWAY		0- 1		1- 0		0- 0								
4- 3		0- 1		0- 0		NEUTRAL		1- 2		1- 0		2- 0								
7- 3		0- 0		0- 0		CONFERENCE		0- 1		0- 1		7- 1								
3- 0		0- 0		0- 0		HOME		0- 0		0- 0		3- 0								
4- 3		0- 0		0- 0		AWAY		0- 1		0- 1		4- 1								
0- 0		0- 0		0- 0		NEUTRAL		0- 0		0- 0		0- 0								
RPI S	Opponent		Score		RPI S	Opponent		Score		RPI S	Opponent		Score		RPI S	Opponent		Score		
7 A	Missouri		0 3							60 A	New Mexico		0 3		119 A	North Dakota		1 3		
22 N	Utah		1 3							69 N	South Dakota		1 3		146 A	Utah Valley		3 2		
										78 N	UC Irvine		1 3		147 N	Arkansas St.		3 0		
										92 A	Portland St.		1 3		160 A	Northern Ariz.		2 3		
										97 N	Pittsburgh		3 0		166 A	Northern Colo.		3 0		
															182 N	Georgia Tech		3 0		
															212 A	Eastern Wash.		3 1		
															213 H	Montana		3 0		
															241 H	Sacramento St.		3 0		
															268 H	Montana St.		3 0		
															293 N	UC Riverside		3 0		
															299 A	Weber St.		3 2		
															304 A	Southern Utah		3 0		
				LAST 10 GAMES																
				212 A	Eastern Wash.	3	1	268 H	Montana St.	3	0									
				92 A	Portland St.	1	3	119 A	North Dakota	1	3									
				241 H	Sacramento St.	3	0	166 A	Northern Colo.	3	0									
				299 A	Weber St.	3	2	304 A	Southern Utah	3	0									
				213 H	Montana	3	0	160 A	Northern Ariz.	2	3									

Non-Div. I Games: Montana Western 3 0

Idaho St.

Average RPI Win:		196	WON-LOST RECORD		WINNING PCT. RANK		LAST 10 GAMES		STRENGTH OF SCHEDULE		OPP. STRENGTH OF SCHEDULE		TEAM RPI		ADJ RPI		CONF. RPI		ADJ CONF. RPI	
Average RPI Loss:		63																		
DIV. I ONLY			8- 11		.42105	222	4- 6		57	84	126	.5252	126	8	8					
DIV. I NON-CONF.			6- 7		.46154	190	2- 2		93	117	136	.51763	139	8	8					
TOTALS		RPI 1-25		RPI 26-50			W-L RECORDS			RPI 51-100			RPI 101-150			RPI 150+				
8- 11	0- 3				0- 3	OVERALL			2- 2				1- 2	5- 1						
2- 2	0- 0				0- 0	HOME			1- 1				1- 1	0- 0						
1- 8	0- 3				0- 2	AWAY			0- 1				0- 1	1- 1						
5- 1	0- 0				0- 1	NEUTRAL			1- 0				0- 0	4- 0						
6- 7	0- 2				0- 3	NON-CONFERENCE			1- 0				0- 1	5- 1						
0- 0	0- 0				0- 0	HOME			0- 0				0- 0	0- 0						
1- 6	0- 2				0- 2	AWAY			0- 0				0- 1	1- 1						
5- 1	0- 0				0- 1	NEUTRAL			1- 0				0- 0	4- 0						
2- 4	0- 1				0- 0	CONFERENCE			1- 2				1- 1	0- 0						
2- 2	0- 0				0- 0	HOME			1- 1				1- 1	0- 0						
0- 2	0- 1				0- 0	AWAY			0- 1				0- 0	0- 0						
0- 0	0- 0				0- 0	NEUTRAL			0- 0				0- 0	0- 0						
RPI	S	Opponent		Score		RPI	S	Opponent		Score		RPI	S	Opponent		Score				
8	A	Stanford		0	3	29	A	California		0	3	55	H	Cal St. Northridge		2	3			
9	A	Hawaii		0	3	38	N	Kansas St.		1	3	63	A	UC Santa Barbara		1	3			
21	A	Colorado St.		0	3	44	A	Arizona St.		0	3	78	H	UC Irvine		3	0			
												86	N	Baylor		3	2			
												102 H Long Beach St. 3 0								
												118 A Santa Clara 0 3								
												145 H UC Davis 1 3								
												166 A Northern Colo. 1 3								
												209 N Central Conn. St. 3 0								
												241 A Sacramento St. 3 2								
												270 N San Jose St. 3 1								
												290 N La.-Monroe 3 2								
												291 N Alabama St. 3 1								

Non-Div. I Games:

Cal Poly

Average RPI Win:		199	WON-LOST RECORD		WINNING PCT. RANK		LAST 10 GAMES		STRENGTH OF SCHEDULE		OPP. STRENGTH OF SCHEDULE		TEAM RPI		ADJ RPI		CONF. RPI		ADJ CONF. RPI	
DIV. I ONLY			11- 9		.55 135		6- 4		103		149		118		.52436 127		5		5	
DIV. I NON-CONF.			8- 5		.61538 111		3- 0		145		201		119		.52456 126		6		6	
TOTALS		RPI 1-25		RPI 26-50		W-L RECORDS		RPI 51-100		RPI 101-150		RPI 150+								
11- 9		0- 2		0- 0		OVERALL		0- 3		2- 2		9- 2								
7- 2		0- 1		0- 0		HOME		0- 1		2- 0		5- 0								
2- 4		0- 1		0- 0		AWAY		0- 1		0- 2		2- 0								
2- 3		0- 0		0- 0		NEUTRAL		0- 1		0- 0		2- 2								
8- 5		0- 1		0- 0		NON-CONFERENCE		0- 1		0- 1		8- 2								
4- 0		0- 0		0- 0		HOME		0- 0		0- 0		4- 0								
2- 2		0- 1		0- 0		AWAY		0- 0		0- 1		2- 0								
2- 3		0- 0		0- 0		NEUTRAL		0- 1		0- 0		2- 2								
3- 4		0- 1		0- 0		CONFERENCE		0- 2		2- 1		1- 0								
3- 2		0- 1		0- 0		HOME		0- 1		2- 0		1- 0								
0- 2		0- 0		0- 0		AWAY		0- 1		0- 1		0- 0								
0- 0		0- 0		0- 0		NEUTRAL		0- 0		0- 0		0- 0								
RPI	S	Opponent		Score		RPI	S	Opponent		Score		RPI	S	Opponent		Score				
13	A	Nebraska		1	3					94	N	Oregon St.	1	3	101	A	Maryland	0	3	
16	H	Marquette		1	3					98	A	Seton Hall	2	3	124	H	DePaul	3	0	
										98	H	Seton Hall	1	3	149	A	St. John's (NY)	1	3	
															149	H	St. John's (NY)	3	1	
															169	H	Georgetown	3	1	
															171	A	Lehigh	3	1	
															174	H	Penn	3	1	
															175	H	Delaware	3	2	
															192	N	Southern Miss.	0	3	
															198	N	Central Mich.	2	3	
															199	A	Oakland	3	1	
															231	N	New Hampshire	3	0	
															239	H	Sacred Heart	3	1	
															266	N	George Mason	3	2	
															288	H	Norfolk St.	3	0	
LAST 10 GAMES																				
						98	H	Seton Hall	1	3	124	H	DePaul	3	0					
						149	H	St. John's (NY)	3	1	169	H	Georgetown	3	1					
						149	A	St. John's (NY)	1	3	174	H	Penn	3	1					
						98	A	Seton Hall	2	3	288	H	Norfolk St.	3	0					
						16	H	Marquette	1	3	239	H	Sacred Heart	3	1					

Non-Div. I Games:

Villanova

S
M
U

SMU					Through Games Of Through Matches of Oct. 20, 2013											
Average RPI Win:		212	WON-LOST RECORD		WINNING PCT. RANK	LAST 10 GAMES		STRENGTH OF SCHEDULE	OPP. STRENGTH OF SCHEDULE	TEAM RPI	ADJ RPI	CONF. RPI	ADJ CONF. RPI			
Average RPI Loss:		106														
DIV. I ONLY			13- 8		.61905 99	6- 4		175	178	133	.5241 128	14	13			
DIV. I NON-CONF.			8- 5		.61538 111	1- 1		169	204	127	.5265 124	13	13			

TOTALS		RPI 1-25		RPI 26-50		W-L RECORDS		RPI 51-100		RPI 101-150		RPI 150+				
13- 8		0- 0		0- 1		OVERALL		2- 2		1- 3		10- 2				
5- 2		0- 0		0- 0		HOME		0- 1		1- 1		4- 0				
4- 3		0- 0		0- 0		AWAY		1- 1		0- 1		3- 1				
4- 3		0- 0		0- 1		NEUTRAL		1- 0		0- 1		3- 1				
8- 5		0- 0		0- 1		NON-CONFERENCE		2- 1		0- 2		6- 1				
3- 0		0- 0		0- 0		HOME		0- 0		0- 0		3- 0				
1- 2		0- 0		0- 0		AWAY		1- 1		0- 1		0- 0				
4- 3		0- 0		0- 1		NEUTRAL		1- 0		0- 1		3- 1				
5- 3		0- 0		0- 0		CONFERENCE		0- 1		1- 1		4- 1				
2- 2		0- 0		0- 0		HOME		0- 1		1- 1		1- 0				
3- 1		0- 0		0- 0		AWAY		0- 0		0- 0		3- 1				
0- 0		0- 0		0- 0		NEUTRAL		0- 0		0- 0		0- 0				

RPI S	Opponent		Score		RPI S	Opponent		Score		RPI S	Opponent		Score			
					47 N	Ball St.		1	3	57 H	Louisville		0	3		
										80 N	Northeastern		3	2		
										86 A	Baylor		0	3		
										88 A	Col. of Charleston		3	1		
												107 N	San Francisco		2	3
												111 A	Texas St.		1	3
												121 H	UCF		3	0
												129 H	South Fla.		2	3
												151 A	Temple		1	3
												158 N	Harvard		2	3
												172 A	Connecticut		3	0
												196 H	Davidson		3	1
												200 H	Sam Houston St.		3	0
												207 A	Memphis		3	1
												251 H	Cincinnati		3	0
												254 N	Lamar		3	0
												267 A	Rutgers		3	1
												280 N	Alabama A&M		3	0
												315 N	Quinnipiac		3	0
												329 H	Grambling		3	0
				LAST 10 GAMES												
				121 H	UCF		3	0	57 H	Louisville		0	3			
				129 H	South Fla.		2	3	267 A	Rutgers		3	1			
				151 A	Temple		1	3	172 A	Connecticut		3	0			
				207 A	Memphis		3	1	47 N	Ball St.		1	3			
				251 H	Cincinnati		3	0	280 N	Alabama A&M		3	0			

S
M
U

Non-Div. I Games:

SMU

Average RPI Win:		182	WON-LOST		WINNING		LAST 10		STRENGTH OF		OPP. STRENGTH		TEAM	ADJ		CONF.		ADJ CONF.						
Average RPI Loss:		73	RECORD		PCT. RANK		GAMES		SCHEDULE		OF SCHEDULE		RPI	RPI		RPI		RPI						
DIV. I ONLY			11- 10		.52381		159		6- 4		149		55		130		.5238		129		14		13	
DIV. I NON-CONF.			6- 8		.42857		207		1- 2		95		31		135		.51965		136		13		13	
TOTALS		RPI 1-25		RPI 26-50				W-L RECORDS				RPI 51-100				RPI 101-150				RPI 150+				
11- 10		0- 1		1- 4				OVERALL				0- 2				2- 2				8- 1				
6- 3		0- 0		1- 2				HOME				0- 1				0- 0				5- 0				
4- 4		0- 1		0- 1				AWAY				0- 1				2- 1				2- 0				
1- 3		0- 0		0- 1				NEUTRAL				0- 0				0- 1				1- 1				
6- 8		0- 1		1- 4				NON-CONFERENCE				0- 1				1- 1				4- 1				
4- 3		0- 0		1- 2				HOME				0- 1				0- 0				3- 0				
1- 2		0- 1		0- 1				AWAY				0- 0				1- 0				0- 0				
1- 3		0- 0		0- 1				NEUTRAL				0- 0				0- 1				1- 1				
5- 2		0- 0		0- 0				CONFERENCE				0- 1				1- 1				4- 0				
2- 0		0- 0		0- 0				HOME				0- 0				0- 0				2- 0				
3- 2		0- 0		0- 0				AWAY				0- 1				1- 1				2- 0				
0- 0		0- 0		0- 0				NEUTRAL				0- 0				0- 0				0- 0				
RPI	S	Opponent		Score		RPI	S	Opponent		Score		RPI	S	Opponent		Score		RPI	S	Opponent		Score		
5	A	Creighton		0 3		29	N	California		0 3		57	A	Louisville		0 3		121	A	UCF		0 3		
						35	H	Purdue		0 3		97	H	Pittsburgh		2 3		128	A	SMU		3 2		
						42	A	Northwestern		2 3								133	N	IUPUI		0 3		
						47	H	Ball St.		3 2								134	A	FGCU		3 1		
						48	H	Miami (FL)		1 3								154	N	Miami (OH)		3 1		
																		166	N	Northern Colo.		1 3		
																		167	H	Austin Peay		3 1		
																		172	H	Connecticut		3 0		
																		186	H	Fla. Atlantic		3 0		
																		189	A	Houston		3 1		
																		251	A	Cincinnati		3 2		
																		267	H	Rutgers		3 0		
																		305	H	Citadel		3 0		

Average RPI Win:	160	WON-LOST	WINNING	LAST 10	STRENGTH OF	OPP. STRENGTH	TEAM	ADJ	CONF.	ADJ CONF.					
Average RPI Loss:	68	RECORD	PCT. RANK	GAMES	SCHEDULE	OF SCHEDULE	RPI	RPI	RPI	RPI					
DIV. I ONLY		9- 9	.5	173	5- 5	133	58	134	.52338	130	7	7			
DIV. I NON-CONF.		5- 4	.55556	148	1- 0	129	79	115	.53421	113	5	5			
<hr/>															
TOTALS	RPI 1-25	RPI 26-50		W-L RECORDS		RPI 51-100		RPI 101-150		RPI 150+					
9- 9	0- 1	0- 2		OVERALL		2- 3		3- 3		4- 0					
7- 3	0- 0	0- 2		HOME		2- 0		3- 1		2- 0					
1- 5	0- 1	0- 0		AWAY		0- 2		0- 2		1- 0					
1- 1	0- 0	0- 0		NEUTRAL		0- 1		0- 0		1- 0					
<hr/>															
5- 4	0- 0	0- 1		NON-CONFERENCE		1- 2		1- 1		3- 0					
4- 2	0- 0	0- 1		HOME		1- 0		1- 1		2- 0					
0- 1	0- 0	0- 0		AWAY		0- 1		0- 0		0- 0					
1- 1	0- 0	0- 0		NEUTRAL		0- 1		0- 0		1- 0					
<hr/>															
4- 5	0- 1	0- 1		CONFERENCE		1- 1		2- 2		1- 0					
3- 1	0- 0	0- 1		HOME		1- 0		2- 0		0- 0					
1- 4	0- 1	0- 0		AWAY		0- 1		0- 2		1- 0					
0- 0	0- 0	0- 0		NEUTRAL		0- 0		0- 0		0- 0					
<hr/>															
RPI	S	Opponent	Score	RPI	S	Opponent	Score	RPI	S	Opponent	Score				
20	A	San Diego	2 3	26	H	BYU	2 3	53	A	St. Mary's (CA)	2 3	102	H	Long Beach St.	0 3
				34	H	UCLA	1 3	58	N	Texas A&M	1 3	106	A	Pacific	1 3
								71	H	Pepperdine	3 0	107	H	San Francisco	3 0
								73	A	UTSA	1 3	116	H	North Texas	3 0
								88	H	Col. of Charleston	3 0	118	H	Santa Clara	3 2
												136	A	Gonzaga	2 3
												203	H	Seattle	3 0
												238	H	Albany (NY)	3 0
												246	A	Portland	3 0
												254	N	Lamar	3 0
<hr/>															
				LAST 10 GAMES											
				71	H	Pepperdine	3 0	246	A	Portland	3 0				
				106	A	Pacific	1 3	136	A	Gonzaga	2 3				
				53	A	St. Mary's (CA)	2 3	118	H	Santa Clara	3 2				
				26	H	BYU	2 3	107	H	San Francisco	3 0				
				20	A	San Diego	2 3	88	H	Col. of Charleston	3 0				

Non-Div. I Games:

Loyola Marymount

Average RPI Win:	197	WON-LOST RECORD	WINNING PCT. RANK	LAST 10 GAMES	STRENGTH OF SCHEDULE	OPP. STRENGTH OF SCHEDULE	TEAM RPI	ADJ RPI	CONF. RPI	ADJ CONF. RPI	
DIV. I ONLY		12- 8	.6 109	7- 3	164	123	123	.52225 131	20	20	
DIV. I NON-CONF.		6- 7	.46154 190	1- 2	154	95	156	.4963 158	18	19	
<hr/>											
TOTALS	RPI 1-25	RPI 26-50		W-L RECORDS	RPI 51-100		RPI 101-150		RPI 150+		
12- 8	0- 1	0- 2		OVERALL	2- 1		1- 2		9- 2		
6- 1	0- 0	0- 1		HOME	2- 0		0- 0		4- 0		
4- 3	0- 1	0- 1		AWAY	0- 0		0- 1		4- 0		
2- 4	0- 0	0- 0		NEUTRAL	0- 1		1- 1		1- 2		
<hr/>											
6- 7	0- 1	0- 1		NON-CONFERENCE	2- 1		1- 2		3- 2		
3- 0	0- 0	0- 0		HOME	2- 0		0- 0		1- 0		
1- 3	0- 1	0- 1		AWAY	0- 0		0- 1		1- 0		
2- 4	0- 0	0- 0		NEUTRAL	0- 1		1- 1		1- 2		
<hr/>											
6- 1	0- 0	0- 1		CONFERENCE	0- 0		0- 0		6- 0		
3- 1	0- 0	0- 1		HOME	0- 0		0- 0		3- 0		
3- 0	0- 0	0- 0		AWAY	0- 0		0- 0		3- 0		
0- 0	0- 0	0- 0		NEUTRAL	0- 0		0- 0		0- 0		
<hr/>											
RPI S	Opponent	Score	RPI S	Opponent	Score	RPI S	Opponent	Score	RPI S	Opponent	Score
14 A	Michigan St.	1 3	41 A	Virginia Tech	0 3	56 H	Xavier	3 2	139 N	Eastern Mich.	1 3
			50 H	VCU	2 3	67 H	West Virginia	3 0	140 N	Southern Ill.	3 0
						85 N	Lipscomb	1 3	148 A	IPFW	0 3
									172 N	Connecticut	0 3
									180 A	Saint Louis	3 1
									180 H	Saint Louis	3 0
									198 H	Central Mich.	3 1
									205 A	Rhode Island	3 1
									205 H	Rhode Island	3 1
									223 N	William & Mary	2 3
									251 N	Cincinnati	3 1
									287 A	Fordham	3 1
									287 H	Fordham	3 0
									310 A	Robert Morris	3 1
<hr/>											
			LAST 10 GAMES								
			287 H	Fordham	3 0	50 H	VCU	2 3			
			205 H	Rhode Island	3 1	180 H	Saint Louis	3 0			
			180 A	Saint Louis	3 1	139 N	Eastern Mich.	1 3			
			287 A	Fordham	3 1	14 A	Michigan St.	1 3			
			205 A	Rhode Island	3 1	251 N	Cincinnati	3 1			

Non-Div. I Games:

Duquesne

Non-Div. I Games:

Loss, Non-Conf, S Site, H Home, A Away, N Neutral Page 132

Average RPI Win:	210	WON-LOST RECORD	WINNING PCT. RANK	LAST 10 GAMES	STRENGTH OF SCHEDULE	OPP. STRENGTH OF SCHEDULE	TEAM RPI	ADJ RPI	CONF. RPI	ADJ CONF. RPI	
DIV. I ONLY		11- 12	.47826 188	6- 4	104	107	138	.52151 133	19	18	
DIV. I NON-CONF.		6- 10	.375 234	1- 2	48	94	126	.52931 121	15	15	
<hr/>											
TOTALS	RPI 1-25	RPI 26-50		W-L RECORDS	RPI 51-100		RPI 101-150		RPI 150+		
11- 12	0- 0	0- 5		OVERALL	0- 5		3- 2		8- 0		
4- 4	0- 0	0- 1		HOME	0- 3		2- 0		2- 0		
3- 7	0- 0	0- 4		AWAY	0- 2		0- 1		3- 0		
4- 1	0- 0	0- 0		NEUTRAL	0- 0		1- 1		3- 0		
6- 10	0- 0	0- 5		NON-CONFERENCE	0- 4		2- 1		4- 0		
1- 4	0- 0	0- 1		HOME	0- 3		1- 0		0- 0		
1- 5	0- 0	0- 4		AWAY	0- 1		0- 0		1- 0		
4- 1	0- 0	0- 0		NEUTRAL	0- 0		1- 1		3- 0		
5- 2	0- 0	0- 0		CONFERENCE	0- 1		1- 1		4- 0		
3- 0	0- 0	0- 0		HOME	0- 0		1- 0		2- 0		
2- 2	0- 0	0- 0		AWAY	0- 1		0- 1		2- 0		
0- 0	0- 0	0- 0		NEUTRAL	0- 0		0- 0		0- 0		
RPI S	Opponent	Score	RPI S	Opponent	Score	RPI S	Opponent	Score	RPI S	Opponent	Score
			33 A	Ohio St.	0 3	56 H	Xavier	0 3	129 N	South Fla.	3 0
			42 A	Northwestern	0 3	62 H	Illinois St.	2 3	134 H	FGCU	3 0
			47 A	Ball St.	0 3	69 A	South Dakota	2 3	135 A	Denver	1 3
			49 A	Butler	2 3	77 H	Valparaiso	2 3	141 N	Southeast Mo. St.	2 3
			50 H	VCU	2 3	99 A	Morehead St.	2 3	148 H	IPFW	3 0
									154 N	Miami (OH)	3 1
									180 N	Saint Louis	3 0
									229 A	North Dakota St.	3 0
									236 H	Western Ill.	3 0
									268 N	Montana St.	3 0
									275 A	Indiana St.	3 1
									277 A	South Dakota St.	3 0
									285 H	Neb. Omaha	3 0
<hr/>											
LAST 10 GAMES											
			229 A	North Dakota St.	3 0	236 H	Western Ill.	3 0			
			277 A	South Dakota St.	3 0	69 A	South Dakota	2 3			
			77 H	Valparaiso	2 3	135 A	Denver	1 3			
			148 H	IPFW	3 0	42 A	Northwestern	0 3			
			285 H	Neb. Omaha	3 0	154 N	Miami (OH)	3 1			

Non-Div. I Games:

IUPUI

Average RPI Win:	248	WON-LOST RECORD	WINNING PCT. RANK	LAST 10 GAMES		STRENGTH OF SCHEDULE	OPP. STRENGTH OF SCHEDULE	TEAM RPI	ADJ RPI	CONF. RPI	ADJ CONF. RPI
DIV. I ONLY		10- 12	.45455 203	8- 2		88	155	142	.51972 134	26	25
DIV. I NON-CONF.		4- 9	.30769 261	3- 0		34	75	140	.5209 131	26	25
<hr/>											
TOTALS	RPI 1-25		RPI 26-50	W-L RECORDS		RPI 51-100		RPI 101-150		RPI 150+	
10- 12	0- 2		0- 3	OVERALL		0- 4		0- 3		10- 0	
5- 6	0- 2		0- 0	HOME		0- 2		0- 2		5- 0	
5- 3	0- 0		0- 1	AWAY		0- 1		0- 1		5- 0	
0- 3	0- 0		0- 2	NEUTRAL		0- 1		0- 0		0- 0	
4- 9	0- 2		0- 3	NON-CONFERENCE		0- 2		0- 2		4- 0	
1- 4	0- 2		0- 0	HOME		0- 1		0- 1		1- 0	
3- 2	0- 0		0- 1	AWAY		0- 0		0- 1		3- 0	
0- 3	0- 0		0- 2	NEUTRAL		0- 1		0- 0		0- 0	
6- 3	0- 0		0- 0	CONFERENCE		0- 2		0- 1		6- 0	
4- 2	0- 0		0- 0	HOME		0- 1		0- 1		4- 0	
2- 1	0- 0		0- 0	AWAY		0- 1		0- 0		2- 0	
0- 0	0- 0		0- 0	NEUTRAL		0- 0		0- 0		0- 0	
<hr/>											
RPI S	Opponent	Score	RPI S	Opponent	Score	RPI S	Opponent	Score	RPI S	Opponent	Score
2 H	Penn St.	0 3	32 A	Florida St.	0 3	62 N	Illinois St.	0 3	129 H	South Fla.	1 3
16 H	Marquette	0 3	33 N	Ohio St.	0 3	64 H	Central Ark.	1 3	133 A	IUPUI	0 3
			50 N	VCU	0 3	85 H	Lipscomb	1 3	137 H	Jacksonville	0 3
						93 A	East Tenn. St.	0 3	168 A	FIU	3 2
									186 H	Fla. Atlantic	3 2
									221 A	Florida A&M	3 1
									222 H	Kennesaw St.	3 1
									233 H	Northern Ky.	3 1
									250 A	Stetson	3 0
									253 H	North Florida	3 0
									309 H	Mercer	3 0
									313 A	USC Upstate	3 2
									324 A	Bethune-Cookman	3 0
<hr/>											
LAST 10 GAMES											
233 H Northern Ky.		3 1	186 H Fla. Atlantic		3 2						
85 H Lipscomb		1 3	250 A Stetson		3 0						
168 A FIU		3 2	324 A Bethune-Cookman		3 0						
93 A East Tenn. St.		0 3	309 H Mercer		3 0						
313 A USC Upstate		3 2	222 H Kennesaw St.		3 1						

Non-Div. I Games:

FGCU

Average RPI Win: 219		WON-LOST RECORD		WINNING PCT. RANK		LAST 10 GAMES		STRENGTH OF SCHEDULE		OPP. STRENGTH OF SCHEDULE		TEAM RPI		ADJ RPI		CONF. RPI		ADJ CONF. RPI					
DIV. I ONLY		12- 8		.6 109		7- 3		192		112		136		.51837 135		19		18					
DIV. I NON-CONF.		6- 7		.46154 190		1- 2		110		113		144		.51205 144		15		15					
TOTALS		RPI 1-25		RPI 26-50		W-L RECORDS		RPI 51-100		RPI 101-150		RPI 150+											
12- 8		0- 2		0- 1		OVERALL		0- 3		2- 1		10- 1											
6- 5		0- 2		0- 1		HOME		0- 2		2- 0		4- 0											
4- 2		0- 0		0- 0		AWAY		0- 1		0- 0		4- 1											
2- 1		0- 0		0- 0		NEUTRAL		0- 0		0- 1		2- 0											
6- 7		0- 2		0- 1		NON-CONFERENCE		0- 2		0- 1		6- 1											
2- 5		0- 2		0- 1		HOME		0- 2		0- 0		2- 0											
2- 1		0- 0		0- 0		AWAY		0- 0		0- 0		2- 1											
2- 1		0- 0		0- 0		NEUTRAL		0- 0		0- 1		2- 0											
6- 1		0- 0		0- 0		CONFERENCE		0- 1		2- 0		4- 0											
4- 0		0- 0		0- 0		HOME		0- 0		2- 0		2- 0											
2- 1		0- 0		0- 0		AWAY		0- 1		0- 0		2- 0											
0- 0		0- 0		0- 0		NEUTRAL		0- 0		0- 0		0- 0											
RPI	S	Opponent		Score		RPI	S	Opponent		Score		RPI	S	Opponent		Score							
5	H	Creighton		2	3	34	H	UCLA		0	3	55	H	Cal St. Northridge		1	3	133	H	IUPUI	3	1	
21	H	Colorado St.		1	3							69	A	South Dakota		0	3	148	H	IPFW	3	0	
												78	H	UC Irvine		2	3	150	N	Texas-Arlington	2	3	
																		152	N	Marshall	3	0	
																		157	H	A&M-Corpus Christi	3	1	
																		187	A	Appalachian St.	2	3	
																		210	H	Air Force	3	1	
																		229	A	North Dakota St.	3	0	
																		230	N	East Carolina	3	2	
																		236	H	Western Ill.	3	0	
																		245	A	Ill.-Chicago	3	0	
																		277	A	South Dakota St.	3	0	
																		285	H	Neb. Omaha	3	0	
																		321	A	Chicago St.	3	0	
						LAST 10 GAMES																	
						236	H	Western Ill.		3	0	148	H	IPFW		3	0						
						285	H	Neb. Omaha		3	0	133	H	IUPUI		3	1						
						69	A	South Dakota		0	3	187	A	Appalachian St.		2	3						
						229	A	North Dakota St.		3	0	230	N	East Carolina		3	2						
						277	A	South Dakota St.		3	0	150	N	Texas-Arlington		2	3						

Non-Div. I Games:

Denver

Average RPI Win:		179	WON-LOST RECORD		WINNING PCT. RANK		LAST 10 GAMES		STRENGTH OF SCHEDULE		OPP. STRENGTH OF SCHEDULE		TEAM RPI		ADJ RPI		CONF. RPI		ADJ CONF. RPI				
DIV. I ONLY			8- 10		.44444 213		5- 5		100		66		141		.51739 136		7		7				
DIV. I NON-CONF.			4- 5		.44444 203		1- 0		86		109		138		.51969 135		5		5				
TOTALS		RPI 1-25		RPI 26-50		W-L RECORDS		RPI 51-100		RPI 101-150		RPI 150+											
8- 10		0- 2		0- 2		OVERALL		0- 4		4- 2		4- 0											
3- 4		0- 1		0- 2		HOME		0- 1		2- 0		1- 0											
4- 3		0- 0		0- 0		AWAY		0- 2		2- 1		2- 0											
1- 3		0- 1		0- 0		NEUTRAL		0- 1		0- 1		1- 0											
4- 5		0- 1		0- 1		NON-CONFERENCE		0- 2		1- 1		3- 0											
2- 1		0- 0		0- 1		HOME		0- 0		1- 0		1- 0											
1- 1		0- 0		0- 0		AWAY		0- 1		0- 0		1- 0											
1- 3		0- 1		0- 0		NEUTRAL		0- 1		0- 1		1- 0											
4- 5		0- 1		0- 1		CONFERENCE		0- 2		3- 1		1- 0											
1- 3		0- 1		0- 1		HOME		0- 1		1- 0		0- 0											
3- 2		0- 0		0- 0		AWAY		0- 1		2- 1		1- 0											
0- 0		0- 0		0- 0		NEUTRAL		0- 0		0- 0		0- 0											
RPI	S	Opponent		Score		RPI	S	Opponent		Score		RPI	S	Opponent		Score							
6	N	Washington		2	3	26	H	BYU		0	3	53	A	St. Mary's (CA)		1	3	104	H	UNLV	3	0	
20	H	San Diego		0	3	44	H	Arizona St.		0	3	69	N	South Dakota		0	3	106	A	Pacific	1	3	
												71	H	Pepperdine		1	3	107	A	San Francisco		3	2
												92	A	Portland St.		0	3	118	A	Santa Clara		3	1
																		123	N	Boise St.		2	3
																		130	H	Loyola Marymount		3	2
																		203	H	Seattle		3	0
																		246	A	Portland		3	2
																		255	N	Akron		3	0
																		268	A	Montana St.		3	2

Average RPI Win:	239	WON-LOST RECORD	WINNING PCT. RANK	LAST 10 GAMES	STRENGTH OF SCHEDULE	OPP. STRENGTH OF SCHEDULE	TEAM RPI	ADJ RPI	CONF. RPI	ADJ CONF. RPI		
DIV. I ONLY		18- 2	.9	7	9- 1	322	238	132	.5172	137	26	25
DIV. I NON-CONF.		10- 1	.90909	21	1- 0	329	238	162	.49526	161	26	25
<hr/>												
TOTALS	RPI 1-25	RPI 26-50		W-L RECORDS		RPI 51-100		RPI 101-150		RPI 150+		
18- 2	0- 0	0- 0		OVERALL		2- 0		1- 1		15- 1		
8- 0	0- 0	0- 0		HOME		2- 0		0- 0		6- 0		
6- 2	0- 0	0- 0		AWAY		0- 0		1- 1		5- 1		
4- 0	0- 0	0- 0		NEUTRAL		0- 0		0- 0		4- 0		
10- 1	0- 0	0- 0		NON-CONFERENCE		0- 0		0- 1		10- 0		
4- 0	0- 0	0- 0		HOME		0- 0		0- 0		4- 0		
2- 1	0- 0	0- 0		AWAY		0- 0		0- 1		2- 0		
4- 0	0- 0	0- 0		NEUTRAL		0- 0		0- 0		4- 0		
8- 1	0- 0	0- 0		CONFERENCE		2- 0		1- 0		5- 1		
4- 0	0- 0	0- 0		HOME		2- 0		0- 0		2- 0		
4- 1	0- 0	0- 0		AWAY		0- 0		1- 0		3- 1		
0- 0	0- 0	0- 0		NEUTRAL		0- 0		0- 0		0- 0		
RPI	S	Opponent	Score	RPI	S	Opponent	Score	RPI	S	Opponent	Score	
						85 H Lipscomb	3 1	121 A		UCF	1 3	
						93 H East Tenn. St.	3 2	134 A		FGCU	3 0	
								168 A		FIU	3 2	
								186 A		Fla. Atlantic	3 1	
								186 H		Fla. Atlantic	3 1	
								222 A		Kennesaw St.	3 1	
								233 H		Northern Ky.	3 1	
								250 A		Stetson	2 3	
								253 A		North Florida	3 1	
								276 N		Southeastern La.	3 1	
								277 N		South Dakota St.	3 0	
								297 N		Chattanooga	3 0	
								301 H		Charleston So.	3 0	
								309 A		Mercer	3 0	
								313 H		USC Upstate	3 0	
								319 H		Mississippi Val.	3 0	
								324 H		Bethune-Cookman	3 0	
								324 N		Bethune-Cookman	3 1	
LAST 10 GAMES												
						313 H USC Upstate	3 0	222 A Kennesaw St.		3 1		
						93 H East Tenn. St.	3 2	233 H Northern Ky.		3 1		
						253 A North Florida	3 1	85 H Lipscomb		3 1		
						324 H Bethune-Cookman	3 0	250 A Stetson		2 3		
						309 A Mercer	3 0	134 A FGCU		3 0		

Non-Div. I Games:

Jacksonville

T
o
l
e
d
o

Toledo				Through Games Of Through Matches of Oct. 20, 2013							
Average RPI Win:	188	WON-LOST RECORD	WINNING PCT. RANK	LAST 10 GAMES	STRENGTH OF SCHEDULE	OPP. STRENGTH OF SCHEDULE	TEAM RPI	ADJ RPI	CONF. RPI	ADJ CONF. RPI	
DIV. I ONLY	12- 10	.54545	145	5- 5	134	159	135	.51592	138	9	9
DIV. I NON-CONF.	7- 7	.5	165	0- 2	186	167	165	.49016	167	10	10

TOTALS	RPI 1-25	RPI 26-50		W-L RECORDS		RPI 51-100		RPI 101-150		RPI 150+	
12- 10	0- 0	1- 2		OVERALL		0- 3		2- 3		9- 2	
6- 2	0- 0	1- 0		HOME		0- 1		2- 0		3- 1	
3- 5	0- 0	0- 2		AWAY		0- 0		0- 2		3- 1	
3- 3	0- 0	0- 0		NEUTRAL		0- 2		0- 1		3- 0	
7- 7	0- 0	0- 1		NON-CONFERENCE		0- 3		0- 2		7- 1	
2- 2	0- 0	0- 0		HOME		0- 1		0- 0		2- 1	
2- 2	0- 0	0- 1		AWAY		0- 0		0- 1		2- 0	
3- 3	0- 0	0- 0		NEUTRAL		0- 2		0- 1		3- 0	
5- 3	0- 0	1- 1		CONFERENCE		0- 0		2- 1		2- 1	
4- 0	0- 0	1- 0		HOME		0- 0		2- 0		1- 0	
1- 3	0- 0	0- 1		AWAY		0- 0		0- 1		1- 1	
0- 0	0- 0	0- 0		NEUTRAL		0- 0		0- 0		0- 0	
RPI S	Opponent	Score	RPI S	Opponent	Score	RPI S	Opponent	Score	RPI S	Opponent	Score
			45 A	Ohio	1 3	67 H	West Virginia	0 3	103 H	Western Mich.	3 2
			47 H	Ball St.	3 1	76 N	Tulane	1 3	110 H	Northern Ill.	3 2
			49 A	Butler	0 3	94 N	Oregon St.	0 3	139 A	Eastern Mich.	1 3
									145 N	UC Davis	0 3
									148 A	IPFW	0 3
									153 N	Green Bay	3 0
									170 H	Loyola Chicago	3 2
									178 A	Youngstown St.	3 2
									195 H	Eastern Ill.	3 2
									198 A	Central Mich.	0 3
									201 A	Kent St.	3 1
									217 H	Marist	1 3
									246 A	Portland	3 2
									255 H	Akron	3 0
									289 N	UT Martin	3 1
									307 N	Saint Francis (PA)	3 0

LAST 10 GAMES											
			201 A	Kent St.	3 1	255 H	Akron	3 0			
			45 A	Ohio	1 3	47 H	Ball St.	3 1			
			103 H	Western Mich.	3 2	139 A	Eastern Mich.	1 3			
			110 H	Northern Ill.	3 2	198 A	Central Mich.	0 3			
			148 A	IPFW	0 3	49 A	Butler	0 3			

T
o
l
e
d
o

Non-Div. I Games:

Toledo

Average RPI Win:		198	WON-LOST RECORD		WINNING PCT. RANK	LAST 10 GAMES		STRENGTH OF SCHEDULE		OPP. STRENGTH OF SCHEDULE	TEAM RPI	ADJ RPI	CONF. RPI	ADJ CONF. RPI									
Average RPI Loss:		100																					
DIV. I ONLY			12- 11	.52174	169	4- 6		142		115	139	.5151	139	9	9								
DIV. I NON-CONF.			10- 5	.66667	83	2- 0		206		153	117	.53328	114	10	10								
<hr/>																							
TOTALS		RPI 1-25		RPI 26-50		W-L RECORDS		RPI 51-100		RPI 101-150		RPI 150+											
12- 11		0- 1		0- 2		OVERALL		2- 3		3- 2		7- 3											
3- 4		0- 0		0- 2		HOME		0- 1		2- 0		1- 1											
3- 5		0- 1		0- 0		AWAY		1- 1		0- 2		2- 1											
6- 2		0- 0		0- 0		NEUTRAL		1- 1		1- 0		4- 1											
10- 5		0- 1		0- 0		NON-CONFERENCE		1- 3		2- 0		7- 1											
2- 1		0- 0		0- 0		HOME		0- 1		1- 0		1- 0											
2- 2		0- 1		0- 0		AWAY		0- 1		0- 0		2- 0											
6- 2		0- 0		0- 0		NEUTRAL		1- 1		1- 0		4- 1											
2- 6		0- 0		0- 2		CONFERENCE		1- 0		1- 2		0- 2											
1- 3		0- 0		0- 2		HOME		0- 0		1- 0		0- 1											
1- 3		0- 0		0- 0		AWAY		1- 0		0- 2		0- 1											
0- 0		0- 0		0- 0		NEUTRAL		0- 0		0- 0		0- 0											
RPI	S	Opponent			Score		RPI	S	Opponent			Score		RPI	S	Opponent			Score				
14	A	Michigan St.			0	3	45	H	Ohio			1	3	70	A	Bowling Green			3	2			
							47	H	Ball St.			0	3	77	A	Valparaiso			2	3			
														79	N	Army			3	1			
														94	H	Oregon St.			2	3			
														96	N	Iowa			1	3			
																103 A Western Mich.			1	3			
																110 A Northern Ill.			1	3			
																131 N Duquesne			3	1			
																138 H Toledo			3	1			
																148 H IPFW			3	0			
																154 A Miami (OH)			2	3			
																162 N Cleveland St.			1	3			
																198 H Central Mich.			0	3			
																199 H Oakland			3	0			
																224 A Brown			3	0			
																251 N Cincinnati			3	0			
																257 N Holy Cross			3	0			
																282 A Canisius			3	1			
																292 N Hartford			3	2			
																306 N Bryant			3	0			
<hr/>																							
LAST 10 GAMES																							
70 A Bowling Green										3	2	110 A Northern Ill.										1	3
154 A Miami (OH)										2	3	138 H Toledo										3	1
45 H Ohio										1	3	47 H Ball St.										0	3
198 H Central Mich.										0	3	251 N Cincinnati										3	0
103 A Western Mich.										1	3	131 N Duquesne										3	1

Non-Div. I Games:

Eastern Mich.

Average RPI Win:	192	WON-LOST	WINNING	LAST 10	STRENGTH OF	OPP. STRENGTH	TEAM	ADJ	CONF.	ADJ CONF.	
Average RPI Loss:	118	RECORD	PCT. RANK	GAMES	SCHEDULE	OF SCHEDULE	RPI	RPI	RPI	RPI	
DIV. I ONLY	11- 10	.52381	159	7- 3	125	152	137	.51195	140	12	12
DIV. I NON-CONF.	5- 7	.41667	209	1- 0	125	155	173	.48656	173	12	12
<hr/>											
TOTALS	RPI 1-25	RPI 26-50		W-L RECORDS	RPI 51-100		RPI 101-150		RPI 150+		
11- 10	0- 0	0- 2		OVERALL	2- 2		0- 3		9- 3		
5- 2	0- 0	0- 0		HOME	1- 1		0- 0		4- 1		
3- 5	0- 0	0- 2		AWAY	1- 1		0- 1		2- 1		
3- 3	0- 0	0- 0		NEUTRAL	0- 0		0- 2		3- 1		
<hr/>											
5- 7	0- 0	0- 1		NON-CONFERENCE	0- 1		0- 3		5- 2		
2- 1	0- 0	0- 0		HOME	0- 1		0- 0		2- 0		
0- 3	0- 0	0- 1		AWAY	0- 0		0- 1		0- 1		
3- 3	0- 0	0- 0		NEUTRAL	0- 0		0- 2		3- 1		
<hr/>											
6- 3	0- 0	0- 1		CONFERENCE	2- 1		0- 0		4- 1		
3- 1	0- 0	0- 0		HOME	1- 0		0- 0		2- 1		
3- 2	0- 0	0- 1		AWAY	1- 1		0- 0		2- 0		
0- 0	0- 0	0- 0		NEUTRAL	0- 0		0- 0		0- 0		
<hr/>											
RPI S	Opponent	Score	RPI S	Opponent	Score	RPI S	Opponent	Score	RPI S	Opponent	Score
			38 A	Kansas St.	0 3	62 A	Illinois St.	0 3	131 N	Duquesne	0 3
			39 A	Wichita St.	0 3	65 H	Middle Tenn.	2 3	141 N	Southeast Mo. St.	2 3
						66 A	Missouri St.	3 2	148 A	IPFW	0 3
						72 H	UNI	3 1	152 A	Marshall	0 3
									170 H	Loyola Chicago	3 1
									172 N	Connecticut	3 2
									180 H	Saint Louis	3 0
									183 N	Eastern Ky.	3 1
									201 N	Kent St.	0 3
									204 H	Bradley	2 3
									218 N	Siena	3 0
									237 A	Evansville	3 1
									249 H	Murray St.	3 1
									275 A	Indiana St.	3 0
									294 H	Drake	3 0
<hr/>											
LAST 10 GAMES											
			237 A	Evansville	3 1	170 H	Loyola Chicago	3 1			
			72 H	UNI	3 1	204 H	Bradley	2 3			
			294 H	Drake	3 0	62 A	Illinois St.	0 3			
			66 A	Missouri St.	3 2	275 A	Indiana St.	3 0			
			39 A	Wichita St.	0 3	249 H	Murray St.	3 1			

Non-Div. I Games:

Southern Ill.

Average RPI Win:		184	WON-LOST RECORD		WINNING PCT. RANK		LAST 10 GAMES		STRENGTH OF SCHEDULE		OPP. STRENGTH OF SCHEDULE		TEAM RPI		ADJ RPI		CONF. RPI		ADJ CONF. RPI				
DIV. I ONLY			12- 11		.52174 169		5- 5		109		130		129		.51144 141		24		26				
DIV. I NON-CONF.			8- 7		.53333 161		1- 1		58		78		86		.56157 85		25		24				
TOTALS		RPI 1-25		RPI 26-50		W-L RECORDS		RPI 51-100		RPI 101-150		RPI 150+											
12- 11		0- 1		0- 2		OVERALL		0- 2		5- 1		7- 5											
4- 1		0- 0		0- 0		HOME		0- 0		1- 0		3- 1											
3- 7		0- 1		0- 2		AWAY		0- 0		1- 1		2- 3											
5- 3		0- 0		0- 0		NEUTRAL		0- 2		3- 0		2- 1											
8- 7		0- 1		0- 2		NON-CONFERENCE		0- 2		5- 1		3- 1											
2- 0		0- 0		0- 0		HOME		0- 0		1- 0		1- 0											
1- 4		0- 1		0- 2		AWAY		0- 0		1- 1		0- 0											
5- 3		0- 0		0- 0		NEUTRAL		0- 2		3- 0		2- 1											
4- 4		0- 0		0- 0		CONFERENCE		0- 0		0- 0		4- 4											
2- 1		0- 0		0- 0		HOME		0- 0		0- 0		2- 1											
2- 3		0- 0		0- 0		AWAY		0- 0		0- 0		2- 3											
0- 0		0- 0		0- 0		NEUTRAL		0- 0		0- 0		0- 0											
RPI	S	Opponent		Score		RPI	S	Opponent		Score		RPI	S	Opponent		Score							
7	A	Missouri		0 3		33	A	Ohio St.		1 3		56	N	Xavier		1 3		109	N	UALR		3 2	
						38	A	Kansas St.		0 3								114	A	Mississippi St.		0 3	
																		114	A	Mississippi St.		3 1	
																		133	N	IUPUI		3 2	
																		140	N	Southern Ill.		3 2	
																		144	H	UMKC		3 2	
																		156	N	Samford		0 3	
																		167	A	Austin Peay		1 3	
																		176	A	Belmont		1 3	
																		180	H	Saint Louis		3 2	
																		195	H	Eastern Ill.		3 2	
																		218	N	Siena		3 0	
																		227	H	Jacksonville St.		3 0	
																		234	N	Towson		3 1	
																		249	A	Murray St.		3 0	
																		258	H	SIU Edwardsville		1 3	
																		262	A	Tennessee St.		3 1	
																		289	A	UT Martin		2 3	
						LAST 10 GAMES																	
						262	A	Tennessee St.		3 1		227	H	Jacksonville St.		3 0							
						176	A	Belmont		1 3		289	A	UT Martin		2 3							
						180	H	Saint Louis		3 2		258	H	SIU Edwardsville		1 3							
						249	A	Murray St.		3 0		195	H	Eastern Ill.		3 2							
						167	A	Austin Peay		1 3		7	A	Missouri		0 3							

Non-Div. I Games:

Southeast Mo. St.

Average RPI Win:		209	WON-LOST RECORD		WINNING PCT. RANK		LAST 10 GAMES		STRENGTH OF SCHEDULE		OPP. STRENGTH OF SCHEDULE		TEAM RPI		ADJ RPI		CONF. RPI		ADJ CONF. RPI				
DIV. I ONLY			9- 9	.5	173	4- 6			136			99			140	.51042	142	8	8				
DIV. I NON-CONF.			7- 5	.58333	132	2- 2			164			127			125	.52085	132	8	8				
TOTALS		RPI 1-25		RPI 26-50			W-L RECORDS			RPI 51-100			RPI 101-150			RPI 150+							
9- 9		0- 2		0- 1			OVERALL			1- 3			1- 2			7- 1							
5- 2		0- 0		0- 0			HOME			1- 2			1- 0			3- 0							
2- 5		0- 2		0- 0			AWAY			0- 1			0- 2			2- 0							
2- 2		0- 0		0- 1			NEUTRAL			0- 0			0- 0			2- 1							
7- 5		0- 1		0- 1			NON-CONFERENCE			1- 1			0- 1			6- 1							
4- 1		0- 0		0- 0			HOME			1- 1			0- 0			3- 0							
1- 2		0- 1		0- 0			AWAY			0- 0			0- 1			1- 0							
2- 2		0- 0		0- 1			NEUTRAL			0- 0			0- 0			2- 1							
2- 4		0- 1		0- 0			CONFERENCE			0- 2			1- 1			1- 0							
1- 1		0- 0		0- 0			HOME			0- 1			1- 0			0- 0							
1- 3		0- 1		0- 0			AWAY			0- 1			0- 1			1- 0							
0- 0		0- 0		0- 0			NEUTRAL			0- 0			0- 0			0- 0							
RPI	S	Opponent		Score		RPI	S	Opponent		Score		RPI	S	Opponent		Score							
4	A	Southern California		0	3	38	N	Kansas St.		2	3	55	H	Cal St. Northridge		0	3	102	A	Long Beach St.	2	3	
9	A	Hawaii		0	3							61	H	American		2	3	104	A	UNLV	0	3	
												74	H	Wake Forest		3	2	145	H	UC Davis	3	2	
												78	A	UC Irvine		0	3	197	A	Texas Tech	3	0	
																		201	H	Kent St.	3	0	
																		213	N	Montana	0	3	
																		223	H	William & Mary	3	0	
																		243	H	Gardner-Webb	3	0	
																		246	N	Portland	3	0	
																		260	N	Nevada	3	0	
																		293	A	UC Riverside	3	0	
						LAST 10 GAMES																	
						78 A UC Irvine						0	3	9 A Hawaii						0	3		
						102 A Long Beach St.						2	3	61 H American						2	3		
						293 A UC Riverside						3	0	4 A Southern California						0	3		
						55 H Cal St. Northridge						0	3	197 A Texas Tech						3	0		
						145 H UC Davis						3	2	260 N Nevada						3	0		

Non-Div. I Games:

Cal St. Fullerton

Average RPI Win:		217	WON-LOST	WINNING	LAST 10	STRENGTH OF		OPP. STRENGTH	TEAM	ADJ	CONF.	ADJ CONF.
Average RPI Loss:		76	RECORD	PCT. RANK	GAMES	SCHEDULE		OF SCHEDULE	RPI	RPI	RPI	RPI
DIV. I ONLY		11- 10		.52381	159	7- 3		159	118	147	.51008	143
DIV. I NON-CONF.		5- 8		.38462	230	1- 1		132	51	172	.49393	163
TOTALS		RPI 1-25		RPI 26-50		W-L RECORDS		RPI 51-100		RPI 101-150		RPI 150+
11- 10	0- 2		0- 2	OVERALL		0- 2				2- 3		9- 1
7- 3	0- 1		0- 0	HOME		0- 1				1- 1		6- 0
3- 4	0- 1		0- 1	AWAY		0- 0				1- 1		2- 1
1- 3	0- 0		0- 1	NEUTRAL		0- 1				0- 1		1- 0
5- 8	0- 2		0- 2	NON-CONFERENCE		0- 2				1- 2		4- 0
4- 3	0- 1		0- 0	HOME		0- 1				1- 1		3- 0
0- 2	0- 1		0- 1	AWAY		0- 0				0- 0		0- 0
1- 3	0- 0		0- 1	NEUTRAL		0- 1				0- 1		1- 0
6- 2	0- 0		0- 0	CONFERENCE		0- 0				1- 1		5- 1
3- 0	0- 0		0- 0	HOME		0- 0				0- 0		3- 0
3- 2	0- 0		0- 0	AWAY		0- 0				1- 1		2- 1
0- 0	0- 0		0- 0	NEUTRAL		0- 0				0- 0		0- 0
RPI S	Opponent	Score	RPI S	Opponent	Score	RPI S	Opponent	Score	RPI S	Opponent	Score	
9 A	Hawaii	0 3	29 A	California	0 3	60 H	New Mexico	2 3	109 H	UALR	1 3	
22 H	Utah	2 3	34 N	UCLA	0 3	63 N	UC Santa Barbara	2 3	110 H	Northern Ill.	3 1	
									118 N	Santa Clara	1 3	
									144 A	UMKC	3 0	
									146 A	Utah Valley	0 3	
									155 H	Idaho	3 0	
									165 A	Bakersfield	2 3	
									165 H	Bakersfield	3 0	
									190 H	Hampton	3 1	
									203 H	Seattle	3 1	
									260 N	Nevada	3 0	
									263 A	Tex.-Pan American	3 1	
									277 H	South Dakota St.	3 0	
									304 H	Southern Utah	3 1	
									321 A	Chicago St.	3 0	
LAST 10 GAMES												
			146 A	Utah Valley	0 3	155 H	Idaho	3 0				
			165 A	Bakersfield	2 3	165 H	Bakersfield	3 0				
			144 A	UMKC	3 0	263 A	Tex.-Pan American	3 1				
			321 A	Chicago St.	3 0	60 H	New Mexico	2 3				
			203 H	Seattle	3 1	277 H	South Dakota St.	3 0				

Non-Div. I Games:

New Mexico St.

UMKC				Through Games Of Through Matches of Oct. 20, 2013															
Average RPI Win: 213		WON-LOST RECORD		WINNING PCT. RANK		LAST 10 GAMES		STRENGTH OF SCHEDULE		OPP. STRENGTH OF SCHEDULE		TEAM RPI		ADJ RPI		CONF. RPI		ADJ CONF. RPI	
DIV. I ONLY		10- 10		.5 173		5- 5		129		156		148		.50982 144		25		24	
DIV. I NON-CONF.		6- 6		.5 165		1- 1		68		89		102		.54827 101		22		22	
TOTALS		RPI 1-25		RPI 26-50		W-L RECORDS		RPI 51-100		RPI 101-150		RPI 150+							
10- 10		0- 2		0- 0		OVERALL		0- 2		2- 4		8- 2							
3- 3		0- 1		0- 0		HOME		0- 1		0- 1		3- 0							
4- 6		0- 1		0- 0		AWAY		0- 0		0- 3		4- 2							
3- 1		0- 0		0- 0		NEUTRAL		0- 1		2- 0		1- 0							
6- 6		0- 2		0- 0		NON-CONFERENCE		0- 2		2- 2		4- 0							
2- 2		0- 1		0- 0		HOME		0- 1		0- 0		2- 0							
1- 3		0- 1		0- 0		AWAY		0- 0		0- 2		1- 0							
3- 1		0- 0		0- 0		NEUTRAL		0- 1		2- 0		1- 0							
4- 4		0- 0		0- 0		CONFERENCE		0- 0		0- 2		4- 2							
1- 1		0- 0		0- 0		HOME		0- 0		0- 1		1- 0							
3- 3		0- 0		0- 0		AWAY		0- 0		0- 1		3- 2							
0- 0		0- 0		0- 0		NEUTRAL		0- 0		0- 0		0- 0							
RPI S	Opponent	Score		RPI S	Opponent	Score		RPI S	Opponent	Score		RPI S	Opponent	Score					
10 H	Kansas	1	3					60 N	New Mexico	0	3	101 A	Maryland	2	3				
23 A	Arkansas	0	3					74 H	Wake Forest	1	3	115 N	LIU Brooklyn	3	1				
												117 N	Northwestern St.	3	0				
												141 A	Southeast Mo. St.	2	3				
												143 H	New Mexico St.	0	3				
												146 A	Utah Valley	2	3				
												155 A	Idaho	0	3				
												165 A	Bakersfield	3	2				
												174 N	Penn	3	1				
												195 H	Eastern Ill.	3	0				
												203 A	Seattle	0	3				
												252 H	Presbyterian	3	1				
												258 A	SIU Edwardsville	3	1				
												263 H	Tex.-Pan American	3	0				
												271 A	Grand Canyon	3	2				
												321 A	Chicago St.	3	0				
				LAST 10 GAMES															
				203 A	Seattle	0	3	146 A	Utah Valley	2	3								
				155 A	Idaho	0	3	321 A	Chicago St.	3	0								
				143 H	New Mexico St.	0	3	271 A	Grand Canyon	3	2								
				263 H	Tex.-Pan American	3	0	141 A	Southeast Mo. St.	2	3								
				165 A	Bakersfield	3	2	258 A	SIU Edwardsville	3	1								

Non-Div. I Games:

UMKC

Average RPI Win:		195	WON-LOST RECORD		WINNING PCT. RANK		LAST 10 GAMES		STRENGTH OF SCHEDULE		OPP. STRENGTH OF SCHEDULE		TEAM RPI		ADJ RPI		CONF. RPI		ADJ CONF. RPI				
Average RPI Loss:		79																					
DIV. I ONLY			11- 9		.55 135		6- 4		214		86		157		.50934 145		8		8				
DIV. I NON-CONF.			8- 5		.61538 111		3- 0		218		107		137		.52159 129		8		8				
TOTALS		RPI 1-25		RPI 26-50		W-L RECORDS		RPI 51-100		RPI 101-150		RPI 150+											
11- 9		0- 0		1- 1		OVERALL		1- 6		2- 2		7- 0											
4- 1		0- 0		1- 0		HOME		1- 0		0- 1		2- 0											
4- 4		0- 0		0- 1		AWAY		0- 2		1- 1		3- 0											
3- 4		0- 0		0- 0		NEUTRAL		0- 4		1- 0		2- 0											
8- 5		0- 0		1- 1		NON-CONFERENCE		0- 4		1- 0		6- 0											
3- 0		0- 0		1- 0		HOME		0- 0		0- 0		2- 0											
2- 1		0- 0		0- 1		AWAY		0- 0		0- 0		2- 0											
3- 4		0- 0		0- 0		NEUTRAL		0- 4		1- 0		2- 0											
3- 4		0- 0		0- 0		CONFERENCE		1- 2		1- 2		1- 0											
1- 1		0- 0		0- 0		HOME		1- 0		0- 1		0- 0											
2- 3		0- 0		0- 0		AWAY		0- 2		1- 1		1- 0											
0- 0		0- 0		0- 0		NEUTRAL		0- 0		0- 0		0- 0											
RPI	S	Opponent		Score		RPI	S	Opponent		Score		RPI	S	Opponent		Score							
						29	H	California		3	1	55	A	Cal St. Northridge		2	3	102	H	Long Beach St.		1	3
						31	A	LSU		1	3	62	N	Illinois St.		2	3	126	A	Cal Poly		3	1
												63	A	UC Santa Barbara		2	3	138	N	Toledo		3	0
												73	N	UTSA		1	3	142	A	Cal St. Fullerton		2	3
												78	H	UC Irvine		3	2	165	H	Bakersfield		3	1
												90	N	San Diego St.		2	3	241	H	Sacramento St.		3	0
												94	N	Oregon St.		2	3	246	A	Portland		3	0
																		260	A	Nevada		3	0
																		271	N	Grand Canyon		3	1
																		293	A	UC Riverside		3	1
																		299	N	Weber St.		3	0
LAST 10 GAMES																							
						63	A	UC Santa Barbara		2	3	142	A	Cal St. Fullerton		2	3						
						126	A	Cal Poly		3	1	55	A	Cal St. Northridge		2	3						
						102	H	Long Beach St.		1	3	165	H	Bakersfield		3	1						
						78	H	UC Irvine		3	2	29	H	California		3	1						
						293	A	UC Riverside		3	1	138	N	Toledo		3	0						

Non-Div. I Games:

UC Davis

Average RPI Win:		226	WON-LOST RECORD		WINNING PCT. RANK		LAST 10 GAMES		STRENGTH OF SCHEDULE		OPP. STRENGTH OF SCHEDULE		TEAM RPI		ADJ RPI		CONF. RPI		ADJ CONF. RPI				
DIV. I ONLY			13- 11		.54167 153		7- 3		169		124		149		.5067 146		25		24				
DIV. I NON-CONF.			6- 9		.4 218		0- 1		124		55		158		.49959 155		22		22				
TOTALS		RPI 1-25		RPI 26-50				W-L RECORDS		RPI 51-100				RPI 101-150				RPI 150+					
13- 11		0- 2		0- 4				OVERALL		0- 2				2- 1				11- 2					
5- 6		0- 1		0- 3				HOME		0- 1				2- 1				3- 0					
5- 4		0- 1		0- 0				AWAY		0- 1				0- 0				5- 2					
3- 1		0- 0		0- 1				NEUTRAL		0- 0				0- 0				3- 0					
6- 9		0- 2		0- 4				NON-CONFERENCE		0- 2				0- 1				6- 0					
1- 6		0- 1		0- 3				HOME		0- 1				0- 1				1- 0					
2- 2		0- 1		0- 0				AWAY		0- 1				0- 0				2- 0					
3- 1		0- 0		0- 1				NEUTRAL		0- 0				0- 0				3- 0					
7- 2		0- 0		0- 0				CONFERENCE		0- 0				2- 0				5- 2					
4- 0		0- 0		0- 0				HOME		0- 0				2- 0				2- 0					
3- 2		0- 0		0- 0				AWAY		0- 0				0- 0				3- 2					
0- 0		0- 0		0- 0				NEUTRAL		0- 0				0- 0				0- 0					
RPI	S	Opponent		Score		RPI	S	Opponent		Score		RPI	S	Opponent		Score		RPI	S	Opponent		Score	
17	A	Arizona		0	3	26	H	BYU		1	3	78	H	UC Irvine		1	3	125	H	Idaho St.		2	3
22	H	Utah		1	3	39	H	Wichita St.		0	3	82	A	Utah St.		0	3	143	H	New Mexico St.		3	0
						44	H	Arizona St.		0	3							144	H	UMKC		3	2
						49	N	Butler		0	3							155	A	Idaho		3	2
																		159	N	Wyoming		3	1
																		165	A	Bakersfield		0	3
																		183	N	Eastern Ky.		3	1
																		203	A	Seattle		2	3
																		210	A	Air Force		3	2
																		229	H	North Dakota St.		3	0
																		263	A	Tex.-Pan American		3	0
																		263	H	Tex.-Pan American		3	0
																		271	A	Grand Canyon		3	0
																		293	N	UC Riverside		3	0
																		299	A	Weber St.		3	0
																		321	H	Chicago St.		3	0
LAST 10 GAMES																							
143 H New Mexico St.						3	0	321 H Chicago St.						3	0								
263 H Tex.-Pan American						3	0	144 H UMKC						3	2								
82 A Utah St.						0	3	263 A Tex.-Pan American						3	0								
271 A Grand Canyon						3	0	203 A Seattle						2	3								
165 A Bakersfield						0	3	155 A Idaho						3	2								

Average RPI Win:		225	WON-LOST		WINNING		LAST 10		STRENGTH OF		OPP. STRENGTH		TEAM		ADJ		CONF.		ADJ CONF.	
Average RPI Loss:		100	RECORD		PCT. RANK		GAMES		SCHEDULE		OF SCHEDULE		RPI		RPI		RPI		RPI	
DIV. I ONLY			10- 13		.43478 218		6- 4		83		168		151		.5064 147		15		15	
DIV. I NON-CONF.			4- 10		.28571 267		0- 1		63		152		179		.48763 171		16		16	
TOTALS		RPI 1-25		RPI 26-50		W-L RECORDS		RPI 51-100		RPI 101-150		RPI 150+								
10- 13		0- 1		0- 1		OVERALL		0- 5		2- 4		8- 2								
4- 2		0- 0		0- 0		HOME		0- 1		0- 0		4- 1								
3- 5		0- 1		0- 1		AWAY		0- 1		2- 1		1- 1								
3- 6		0- 0		0- 0		NEUTRAL		0- 3		0- 3		3- 0								
4- 10		0- 1		0- 1		NON-CONFERENCE		0- 4		0- 3		4- 1								
0- 0		0- 0		0- 0		HOME		0- 0		0- 0		0- 0								
1- 4		0- 1		0- 1		AWAY		0- 1		0- 0		1- 1								
3- 6		0- 0		0- 0		NEUTRAL		0- 3		0- 3		3- 0								
6- 3		0- 0		0- 0		CONFERENCE		0- 1		2- 1		4- 1								
4- 2		0- 0		0- 0		HOME		0- 1		0- 0		4- 1								
2- 1		0- 0		0- 0		AWAY		0- 0		2- 1		0- 0								
0- 0		0- 0		0- 0		NEUTRAL		0- 0		0- 0		0- 0								
RPI	S	Opponent		Score		RPI	S	Opponent		Score		RPI	S	Opponent		Score				
7	A	Missouri		0 3		37	A	Alabama		0 3		59	H	Western Ky.		0 3				
												69	N	South Dakota		1 3				
												81	N	Ga. Southern		1 3				
												97	N	Pittsburgh		0 3				
												100	A	Ole Miss		1 3				
</																				

IPFW

Average RPI Win: 185		WON-LOST RECORD		WINNING PCT. RANK		LAST 10 GAMES		STRENGTH OF SCHEDULE		OPP. STRENGTH OF SCHEDULE		TEAM RPI		ADJ RPI		CONF. RPI		ADJ CONF. RPI	
DIV. I ONLY		11- 12		.47826 188		5- 5		118		122		146		.5062 148		19		18	
DIV. I NON-CONF.		8- 8		.5 165		2- 1		52		120		97		.54997 100		15		15	
TOTALS		RPI 1-25		RPI 26-50		W-L RECORDS		RPI 51-100		RPI 101-150		RPI 150+							
11- 12		0- 1		0- 2		OVERALL		0- 3		4- 4		7- 2							
6- 2		0- 1		0- 0		HOME		0- 1		3- 0		3- 0							
3- 8		0- 0		0- 2		AWAY		0- 1		1- 4		2- 1							
2- 2		0- 0		0- 0		NEUTRAL		0- 1		0- 0		2- 1							
8- 8		0- 1		0- 2		NON-CONFERENCE		0- 2		4- 2		4- 1							
4- 2		0- 1		0- 0		HOME		0- 1		3- 0		1- 0							
2- 4		0- 0		0- 2		AWAY		0- 0		1- 2		1- 0							
2- 2		0- 0		0- 0		NEUTRAL		0- 1		0- 0		2- 1							
3- 4		0- 0		0- 0		CONFERENCE		0- 1		0- 2		3- 1							
2- 0		0- 0		0- 0		HOME		0- 0		0- 0		2- 0							
1- 4		0- 0		0- 0		AWAY		0- 1		0- 2		1- 1							
0- 0		0- 0		0- 0		NEUTRAL		0- 0		0- 0		0- 0							
RPI S	Opponent	Score		RPI S	Opponent	Score		RPI S	Opponent	Score		RPI S	Opponent	Score					
14 H	Michigan St.	0	3	47 A	Ball St.	2	3	62 H	Illinois St.	0	3	103 A	Western Mich.	3	0				
				49 A	Butler	0	3	69 A	South Dakota	0	3	110 A	Northern Ill.	1	3				
								78 N	UC Irvine	0	3	131 H	Duquesne	3	0				
												133 A	IUPUI	0	3				
												135 A	Denver	0	3				
												138 H	Toledo	3	0				
												139 A	Eastern Mich.	0	3				
												140 H	Southern Ill.	3	0				
												162 A	Cleveland St.	3	1				
												172 H	Connecticut	3	1				
												177 N	George Washington	3	0				
												199 N	Oakland	1	3				
												216 N	High Point	3	0				
												229 A	North Dakota St.	1	3				
												236 H	Western Ill.	3	2				
												277 A	South Dakota St.	3	0				
												285 H	Neb. Omaha	3	1				
				LAST 10 GAMES															
				277 A	South Dakota St.	3	0	285 H	Neb. Omaha	3	1								
				229 A	North Dakota St.	1	3	135 A	Denver	0	3								
				133 A	IUPUI	0	3	69 A	South Dakota	0	3								
				138 H	Toledo	3	0	177 N	George Washington	3	0								
				236 H	Western Ill.	3	2	199 N	Oakland	1	3								

Non-Div. I Games:

IPFW

Average RPI Win:	228	WON-LOST RECORD	WINNING PCT. RANK	LAST 10 GAMES	STRENGTH OF SCHEDULE	OPP. STRENGTH OF SCHEDULE	TEAM RPI	ADJ RPI	CONF. RPI	ADJ CONF. RPI	
DIV. I ONLY	14- 9	.6087	106	5- 5	205	167	145	.50561	149	5	5
DIV. I NON-CONF.	11- 5	.6875	81	2- 1	243	233	143	.50623	150	6	6
<hr/>											
TOTALS	RPI 1-25	RPI 26-50		W-L RECORDS	RPI 51-100		RPI 101-150		RPI 150+		
14- 9	0- 0	0- 1		OVERALL	1- 4		1- 1		12- 3		
5- 1	0- 0	0- 0		HOME	1- 0		1- 0		3- 1		
3- 6	0- 0	0- 1		AWAY	0- 3		0- 1		3- 1		
6- 2	0- 0	0- 0		NEUTRAL	0- 1		0- 0		6- 1		
<hr/>											
11- 5	0- 0	0- 0		NON-CONFERENCE	0- 3		0- 0		11- 2		
3- 0	0- 0	0- 0		HOME	0- 0		0- 0		3- 0		
2- 3	0- 0	0- 0		AWAY	0- 2		0- 0		2- 1		
6- 2	0- 0	0- 0		NEUTRAL	0- 1		0- 0		6- 1		
<hr/>											
3- 4	0- 0	0- 1		CONFERENCE	1- 1		1- 1		1- 1		
2- 1	0- 0	0- 0		HOME	1- 0		1- 0		0- 1		
1- 3	0- 0	0- 1		AWAY	0- 1		0- 1		1- 0		
0- 0	0- 0	0- 0		NEUTRAL	0- 0		0- 0		0- 0		
<hr/>											
RPI S	Opponent	Score	RPI S	Opponent	Score	RPI S	Opponent	Score	RPI S	Opponent	Score
			49 A	Butler	0 3	54 A	Colgate	0 3	127 A	Villanova	1 3
						56 A	Xavier	1 3	127 H	Villanova	3 1
						66 N	Missouri St.	1 3	169 A	Georgetown	3 0
						80 A	Northeastern	1 3	169 H	Georgetown	2 3
						98 H	Seton Hall	3 2	172 N	Connecticut	0 3
									182 A	Georgia Tech	3 1
									206 N	Troy	3 0
									209 N	Central Conn. St.	3 1
									218 H	Siena	3 0
									224 N	Brown	3 0
									231 A	New Hampshire	0 3
									265 H	Stony Brook	3 0
									265 N	Stony Brook	3 2
									287 H	Fordham	3 0
									303 N	Binghamton	3 1
									306 A	Bryant	3 0
									326 N	UMass Lowell	3 0
<hr/>											
			LAST 10 GAMES								
			169 A	Georgetown	3 0	49 A	Butler	0 3			
			127 A	Villanova	1 3	98 H	Seton Hall	3 2			
			127 H	Villanova	3 1	80 A	Northeastern	1 3			
			169 H	Georgetown	2 3	306 A	Bryant	3 0			
			56 A	Xavier	1 3	326 N	UMass Lowell	3 0			

Non-Div. I Games:

St. John's (NY)

Average RPI Win: 222		WON-LOST	WINNING	LAST 10	STRENGTH OF		OPP. STRENGTH	TEAM	ADJ	CONF.	ADJ CONF.
Average RPI Loss: 111		RECORD	PCT. RANK	GAMES	SCHEDULE		OF SCHEDULE	RPI	RPI	RPI	RPI
DIV. I ONLY		12- 9	.57143	125	6- 4		190	190	156	.50523	150
DIV. I NON-CONF.		6- 6	.5	165	0- 1		212	195	187	.48164	178
TOTALS		RPI 1-25	RPI 26-50		W-L RECORDS		RPI 51-100		RPI 101-150		RPI 150+
12- 9	0- 0	0- 1		OVERALL		1- 2		2- 4		9- 2	
8- 4	0- 0	0- 0		HOME		0- 1		1- 2		7- 1	
2- 3	0- 0	0- 0		AWAY		1- 1		0- 1		1- 1	
2- 2	0- 0	0- 1		NEUTRAL		0- 0		1- 1		1- 0	
6- 6	0- 0	0- 1		NON-CONFERENCE		1- 1		1- 2		4- 2	
3- 2	0- 0	0- 0		HOME		0- 1		0- 0		3- 1	
1- 2	0- 0	0- 0		AWAY		1- 0		0- 1		0- 1	
2- 2	0- 0	0- 1		NEUTRAL		0- 0		1- 1		1- 0	
6- 3	0- 0	0- 0		CONFERENCE		0- 1		1- 2		5- 0	
5- 2	0- 0	0- 0		HOME		0- 0		1- 2		4- 0	
1- 1	0- 0	0- 0		AWAY		0- 1		0- 0		1- 0	
0- 0	0- 0	0- 0		NEUTRAL		0- 0		0- 0		0- 0	
RPI S	Opponent	Score	RPI S	Opponent	Score	RPI S	Opponent	Score	RPI S	Opponent	Score
			36 N	Tulsa	0 3	59 A	Western Ky.	0 3	109 H	UALR	1 3
						73 H	UTSA	1 3	111 H	Texas St.	3 2
						86 A	Baylor	3 1	114 N	Mississippi St.	1 3
									116 A	North Texas	1 3
									135 N	Denver	3 2
									147 H	Arkansas St.	2 3
									157 H	A&M-Corpus Christi	0 3
									187 A	Appalachian St.	1 3
									194 H	La.-Lafayette	3 0
									206 H	Troy	3 2
									226 H	South Ala.	3 0
									230 N	East Carolina	3 1
									259 A	Georgia St.	3 0
									279 H	Louisiana Tech	3 1
									290 H	La.-Monroe	3 1
									319 H	Mississippi Val.	3 0
									329 H	Grambling	3 0
LAST 10 GAMES											
			206 H	Troy	3 2	59 A	Western Ky.	0 3			
			226 H	South Ala.	3 0	259 A	Georgia St.	3 0			
			147 H	Arkansas St.	2 3	194 H	La.-Lafayette	3 0			
			109 H	UALR	1 3	290 H	La.-Monroe	3 1			
			111 H	Texas St.	3 2	187 A	Appalachian St.	1 3			

Non-Div. I Games: Abilene Christian 3 2

Texas-Arlington

Average RPI Win:	249	WON-LOST	WINNING	LAST 10	STRENGTH OF	OPP. STRENGTH	TEAM	ADJ	CONF.	ADJ CONF.		
Average RPI Loss:	129	RECORD	PCT. RANK	GAMES	SCHEDULE	OF SCHEDULE	RPI	RPI	RPI	RPI		
DIV. I ONLY		15- 4	.78947	32	8- 2	308	245	152	.50329	151	14	13
DIV. I NON-CONF.		9- 3	.75	56	2- 1	310	294	190	.4744	191	13	13
<hr/>												
TOTALS	RPI 1-25	RPI 26-50		W-L RECORDS		RPI 51-100		RPI 101-150		RPI 150+		
15- 4	0- 0	0- 0		OVERALL		0- 2		1- 0		14- 2		
7- 1	0- 0	0- 0		HOME		0- 0		1- 0		6- 1		
3- 3	0- 0	0- 0		AWAY		0- 2		0- 0		3- 1		
5- 0	0- 0	0- 0		NEUTRAL		0- 0		0- 0		5- 0		
9- 3	0- 0	0- 0		NON-CONFERENCE		0- 1		0- 0		9- 2		
2- 1	0- 0	0- 0		HOME		0- 0		0- 0		2- 1		
2- 2	0- 0	0- 0		AWAY		0- 1		0- 0		2- 1		
5- 0	0- 0	0- 0		NEUTRAL		0- 0		0- 0		5- 0		
6- 1	0- 0	0- 0		CONFERENCE		0- 1		1- 0		5- 0		
5- 0	0- 0	0- 0		HOME		0- 0		1- 0		4- 0		
1- 1	0- 0	0- 0		AWAY		0- 1		0- 0		1- 0		
0- 0	0- 0	0- 0		NEUTRAL		0- 0		0- 0		0- 0		
<hr/>												
RPI S	Opponent	Score	RPI S	Opponent	Score	RPI S	Opponent	Score	RPI S	Opponent	Score	
						57 A Louisville	1	3	128 H SMU	3	1	
						83 A Buffalo	0	3	172 H Connecticut	3	0	
									174 A Penn	2	3	
									185 N Radford	3	1	
									189 H Houston	3	1	
									202 H Hofstra	1	3	
									207 H Memphis	3	0	
									224 H Brown	3	0	
									251 A Cincinnati	3	1	
									266 A George Mason	3	1	
									267 H Rutgers	3	0	
									284 N Coppin St.	3	1	
									295 A NJIT	3	2	
									299 N Weber St.	3	1	
									316 N Niagara	3	2	
									323 N La Salle	3	1	
									327 H Delaware St.	3	0	
<hr/>												
			LAST 10 GAMES									
			267 H Rutgers			3	0	57 A Louisville	1	3		
			172 H Connecticut			3	0	251 A Cincinnati	3	1		
			128 H SMU			3	1	202 H Hofstra	1	3		
			189 H Houston			3	1	224 H Brown	3	0		
			207 H Memphis			3	0	327 H Delaware St.	3	0		

Non-Div. I Games:

Temple

Average RPI Win: 189		WON-LOST	WINNING	LAST 10	STRENGTH OF		OPP. STRENGTH	TEAM	ADJ	CONF.	ADJ CONF.							
Average RPI Loss: 120		RECORD	PCT. RANK	GAMES	SCHEDULE		OF SCHEDULE	RPI	RPI	RPI	RPI							
DIV. I ONLY		12- 11	.52174	169	7- 3		154	131	150	.50242	152	11	11					
DIV. I NON-CONF.		6- 9	.4	218	1- 1		149	144	186	.47485	190	11	11					
<hr/>																		
TOTALS		RPI 1-25		RPI 26-50		W-L RECORDS		RPI 51-100		RPI 101-150		RPI 150+						
12- 11		0- 0		0- 2		OVERALL		0- 4		4- 1		8- 4						
5- 2		0- 0		0- 0		HOME		0- 2		1- 0		4- 0						
4- 6		0- 0		0- 1		AWAY		0- 2		2- 0		2- 3						
3- 3		0- 0		0- 1		NEUTRAL		0- 0		1- 1		2- 1						
6- 9		0- 0		0- 2		NON-CONFERENCE		0- 3		2- 1		4- 3						
3- 1		0- 0		0- 0		HOME		0- 1		1- 0		2- 0						
0- 5		0- 0		0- 1		AWAY		0- 2		0- 0		0- 2						
3- 3		0- 0		0- 1		NEUTRAL		0- 0		1- 1		2- 1						
6- 2		0- 0		0- 0		CONFERENCE		0- 1		2- 0		4- 1						
2- 1		0- 0		0- 0		HOME		0- 1		0- 0		2- 0						
4- 1		0- 0		0- 0		AWAY		0- 0		2- 0		2- 1						
0- 0		0- 0		0- 0		NEUTRAL		0- 0		0- 0		0- 0						
RPI	S	Opponent		Score		RPI	S	Opponent		Score		RPI	S	Opponent		Score		
				27	A	Michigan	0	3	76	H	Tulane	0	3	101	N	Maryland	3	2
				45	N	Ohio	1	3	87	A	Virginia	0	3	116	A	North Texas	3	1
									93	H	East Tenn. St.	2	3	132	A	UAB	3	0
									99	A	Morehead St.	0	3	135	N	Denver	0	3
														140	H	Southern Ill.	3	0
														161	A	Rice	1	3
														168	A	FIU	3	0
														173	N	James Madison	2	3
														183	A	Eastern Ky.	1	3
														183	H	Eastern Ky.	3	1
														186	A	Fla. Atlantic	3	2
														201	H	Kent St.	3	2
														213	N	Montana	3	1
														230	H	East Carolina	3	0
														245	A	Ill.-Chicago	2	3
														279	H	Louisiana Tech	3	0
														321	N	Chicago St.	3	1
<hr/>																		
LAST 10 GAMES																		
				132	A	UAB	3	0	76	H	Tulane	0	3					
				230	H	East Carolina	3	0	168	A	FIU	3	0					
				116	A	North Texas	3	1	186	A	Fla. Atlantic	3	2					
				161	A	Rice	1	3	101	N	Maryland	3	2					
				279	H	Louisiana Tech	3	0	45	N	Ohio	1	3					

Non-Div. I Games:

Marshall

Average RPI Win: 221		WON-LOST RECORD		WINNING PCT. RANK		LAST 10 GAMES		STRENGTH OF SCHEDULE		OPP. STRENGTH OF SCHEDULE		TEAM RPI		ADJ RPI		CONF. RPI		ADJ CONF. RPI	
DIV. I ONLY		9- 11		.45 208		5- 5		121		129		161		.50192 153		17		16	
DIV. I NON-CONF.		5- 8		.38462 230		1- 2		98		104		161		.49897 156		17		17	
TOTALS		RPI 1-25		RPI 26-50		W-L RECORDS		RPI 51-100		RPI 101-150		RPI 150+							
9- 11		0- 1		0- 2		OVERALL		1- 4		0- 3		8- 1							
3- 2		0- 1		0- 0		HOME		0- 0		0- 0		3- 1							
2- 7		0- 0		0- 1		AWAY		1- 4		0- 2		1- 0							
4- 2		0- 0		0- 1		NEUTRAL		0- 0		0- 1		4- 0							
5- 8		0- 1		0- 2		NON-CONFERENCE		1- 2		0- 3		4- 0							
0- 1		0- 1		0- 0		HOME		0- 0		0- 0		0- 0							
1- 5		0- 0		0- 1		AWAY		1- 2		0- 2		0- 0							
4- 2		0- 0		0- 1		NEUTRAL		0- 0		0- 1		4- 0							
4- 3		0- 0		0- 0		CONFERENCE		0- 2		0- 0		4- 1							
3- 1		0- 0		0- 0		HOME		0- 0		0- 0		3- 1							
1- 2		0- 0		0- 0		AWAY		0- 2		0- 0		1- 0							
0- 0		0- 0		0- 0		NEUTRAL		0- 0		0- 0		0- 0							
RPI S	Opponent		Score		RPI S	Opponent		Score		RPI S	Opponent		Score		RPI S	Opponent		Score	
16 H	Marquette		0 3		33 N	Ohio St.		2 3		72 A	UNI		1 3		110 A	Northern Ill.		2 3	
					49 A	Butler		0 3		72 A	UNI		0 3		124 A	DePaul		2 3	
										75 A	Auburn		3 2		138 N	Toledo		0 3	
										77 A	Valparaiso		2 3		162 H	Cleveland St.		3 1	
										91 A	Milwaukee		1 3		178 H	Youngstown St.		1 3	
															199 H	Oakland		3 2	
															206 N	Troy		3 1	
															211 N	Liberty		3 0	
															245 A	Ill.-Chicago		3 0	
															289 N	UT Martin		3 0	
															296 H	Wright St.		3 0	
															309 N	Mercer		3 0	
LAST 10 GAMES																			
162 H Cleveland St.					3 1					77 A Valparaiso					2 3				
178 H Youngstown St.					1 3					199 H Oakland					3 2				
124 A DePaul					2 3					296 H Wright St.					3 0				
91 A Milwaukee					1 3					138 N Toledo					0 3				
245 A Ill.-Chicago					3 0					289 N UT Martin					3 0				

Average RPI Win:	205	WON-LOST	WINNING	LAST 10	STRENGTH OF	OPP. STRENGTH	TEAM	ADJ	CONF.	ADJ CONF.	
Average RPI Loss:	106	RECORD	PCT. RANK	GAMES	SCHEDULE	OF SCHEDULE	RPI	RPI	RPI	RPI	
DIV. I ONLY	10- 10	.5	173	2- 8	141	141	155	.50173	154	9	9
DIV. I NON-CONF.	8- 4	.66667	83	0- 2	172	157	109	.54034	108	10	10
<hr/>											
TOTALS	RPI 1-25	RPI 26-50		W-L RECORDS		RPI 51-100		RPI 101-150		RPI 150+	
10- 10	0- 0	0- 2		OVERALL		0- 3		1- 3		9- 2	
4- 4	0- 0	0- 0		HOME		0- 2		1- 1		3- 1	
2- 4	0- 0	0- 2		AWAY		0- 1		0- 0		2- 1	
4- 2	0- 0	0- 0		NEUTRAL		0- 0		0- 2		4- 0	
8- 4	0- 0	0- 1		NON-CONFERENCE		0- 1		0- 2		8- 0	
2- 0	0- 0	0- 0		HOME		0- 0		0- 0		2- 0	
2- 2	0- 0	0- 1		AWAY		0- 1		0- 0		2- 0	
4- 2	0- 0	0- 0		NEUTRAL		0- 0		0- 2		4- 0	
2- 6	0- 0	0- 1		CONFERENCE		0- 2		1- 1		1- 2	
2- 4	0- 0	0- 0		HOME		0- 2		1- 1		1- 1	
0- 2	0- 0	0- 1		AWAY		0- 0		0- 0		0- 1	
0- 0	0- 0	0- 0		NEUTRAL		0- 0		0- 0		0- 0	
RPI	S	Opponent	Score	RPI	S	Opponent	Score	RPI	S	Opponent	Score
				42	A	Northwestern	0 3	56	A	Xavier	0 3
				45	A	Ohio	1 3	70	H	Bowling Green	2 3
								83	H	Buffalo	1 3
										103	H Western Mich.
										129	N South Fla.
										133	N IUPUI
										139	H Eastern Mich.
										176	A Belmont
										178	N Youngstown St.
										180	A Saint Louis
										198	H Central Mich.
										201	A Kent St.
										204	N Bradley
										207	N Memphis
										233	H Northern Ky.
										237	H Evansville
										243	N Gardner-Webb
										255	H Akron
<hr/>											
LAST 10 GAMES											
				198	H	Central Mich.	1 3	45	A	Ohio	1 3
				139	H	Eastern Mich.	3 2	103	H	Western Mich.	2 3
				83	H	Buffalo	1 3	70	H	Bowling Green	2 3
				255	H	Akron	3 0	129	N	South Fla.	1 3
				201	A	Kent St.	0 3	133	N	IUPUI	1 3

Non-Div. I Games:

Miami (OH)

Average RPI Win:	226	WON-LOST	WINNING	LAST 10	STRENGTH OF	OPP. STRENGTH	TEAM	ADJ	CONF.	ADJ CONF.	
Average RPI Loss:	126	RECORD	PCT. RANK	GAMES	SCHEDULE	OF SCHEDULE	RPI	RPI	RPI	RPI	
DIV. I ONLY		12- 8	.6 109	6- 4	221	210	162	.50116	155	25	24
DIV. I NON-CONF.		7- 5	.58333 132	1- 1	192	173	146	.514	141	22	22
<hr/>											
TOTALS	RPI 1-25	RPI 26-50		W-L RECORDS	RPI 51-100		RPI 101-150		RPI 150+		
12- 8	0- 0	0- 0		OVERALL	0- 3		3- 2		9- 3		
4- 1	0- 0	0- 0		HOME	0- 0		1- 1		3- 0		
2- 5	0- 0	0- 0		AWAY	0- 1		1- 1		1- 3		
6- 2	0- 0	0- 0		NEUTRAL	0- 2		1- 0		5- 0		
<hr/>											
7- 5	0- 0	0- 0		NON-CONFERENCE	0- 3		2- 0		5- 2		
0- 0	0- 0	0- 0		HOME	0- 0		0- 0		0- 0		
1- 3	0- 0	0- 0		AWAY	0- 1		1- 0		0- 2		
6- 2	0- 0	0- 0		NEUTRAL	0- 2		1- 0		5- 0		
<hr/>											
5- 3	0- 0	0- 0		CONFERENCE	0- 0		1- 2		4- 1		
4- 1	0- 0	0- 0		HOME	0- 0		1- 1		3- 0		
1- 2	0- 0	0- 0		AWAY	0- 0		0- 1		1- 1		
0- 0	0- 0	0- 0		NEUTRAL	0- 0		0- 0		0- 0		
<hr/>											
RPI S	Opponent	Score	RPI S	Opponent	Score	RPI S	Opponent	Score	RPI S	Opponent	Score
						52 A	Washington St.	0 3	116 N	North Texas	3 2
						55 N	Cal St. Northridge	2 3	123 A	Boise St.	3 2
						90 N	San Diego St.	0 3	143 A	New Mexico St.	0 3
									144 H	UMKC	3 0
									146 H	Utah Valley	2 3
									159 A	Wyoming	2 3
									160 A	Northern Ariz.	0 3
									165 H	Bakersfield	3 1
									203 A	Seattle	1 3
									241 N	Sacramento St.	3 1
									250 N	Stetson	3 1
									260 N	Nevada	3 0
									263 A	Tex.-Pan American	3 0
									268 N	Montana St.	3 0
									271 H	Grand Canyon	3 0
									294 N	Drake	3 1
									321 H	Chicago St.	3 0
<hr/>											
			LAST 10 GAMES								
			321 H	Chicago St.	3 0	271 H	Grand Canyon	3 0			
			144 H	UMKC	3 0	165 H	Bakersfield	3 1			
			203 A	Seattle	1 3	146 H	Utah Valley	2 3			
			143 A	New Mexico St.	0 3	260 N	Nevada	3 0			
			263 A	Tex.-Pan American	3 0	52 A	Washington St.	0 3			

Non-Div. I Games:

Idaho

Average RPI Win: 234		WON-LOST RECORD		WINNING PCT. RANK		LAST 10 GAMES		STRENGTH OF SCHEDULE		OPP. STRENGTH OF SCHEDULE		TEAM RPI		ADJ RPI		CONF. RPI		ADJ CONF. RPI	
DIV. I ONLY		14- 9		.6087 106		7- 3		185		202		143		.50006 156		21		22	
DIV. I NON-CONF.		9- 6		.6 118		2- 0		203		168		145		.50481 151		24		26	
TOTALS		RPI 1-25		RPI 26-50		W-L RECORDS		RPI 51-100		RPI 101-150		RPI 150+							
14- 9		0- 2		0- 0		OVERALL		0- 1		1- 2		13- 4							
6- 2		0- 1		0- 0		HOME		0- 0		0- 0		6- 1							
2- 6		0- 1		0- 0		AWAY		0- 1		0- 2		2- 2							
6- 1		0- 0		0- 0		NEUTRAL		0- 0		1- 0		5- 1							
9- 6		0- 2		0- 0		NON-CONFERENCE		0- 1		1- 1		8- 2							
3- 1		0- 1		0- 0		HOME		0- 0		0- 0		3- 0							
0- 4		0- 1		0- 0		AWAY		0- 1		0- 1		0- 1							
6- 1		0- 0		0- 0		NEUTRAL		0- 0		1- 0		5- 1							
5- 3		0- 0		0- 0		CONFERENCE		0- 0		0- 1		5- 2							
3- 1		0- 0		0- 0		HOME		0- 0		0- 0		3- 1							
2- 2		0- 0		0- 0		AWAY		0- 0		0- 1		2- 1							
0- 0		0- 0		0- 0		NEUTRAL		0- 0		0- 0		0- 0							
RPI S	Opponent		Score		RPI S	Opponent		Score		RPI S	Opponent		Score		RPI S	Opponent		Score	
7	A	Missouri	0	3					85	A	Lipscomb	0	3	122	A	Furman	1	3	
12	H	Minnesota	0	3					132	A	UAB	0	3						
				141					N	Southeast Mo. St.	3	0							
				187					H	Appalachian St.	3	2							
				188					H	UNC Greensboro	3	0							
				193					H	Western Caro.	2	3							
				196					A	Davidson	3	1							
				215					N	Coastal Caro.	2	3							
				219					H	Elon	3	0							
				222					A	Kennesaw St.	1	3							
				226					N	South Ala.	3	0							
				227					N	Jacksonville St.	3	0							
				234					N	Towson	3	0							
				252					H	Presbyterian	3	0							
				259					H	Georgia St.	3	0							
				265					N	Stony Brook	3	0							
				272					A	Wofford	3	1							
				297					A	Chattanooga	0	3							
				300					N	Tennessee Tech	3	0							
				309					H	Mercer	3	0							
LAST 10 GAMES																			
				188	H	UNC Greensboro	3	0	193	H	Western Caro.	2	3						
				219	H	Elon	3	0	122	A	Furman	1	3						
				196	A	Davidson	3	1	272	A	Wofford	3	1						
				297	A	Chattanooga	0	3	141	N	Southeast Mo. St.	3	0						
				187	H	Appalachian St.	3	2	234	N	Towson	3	0						

Non-Div. I Games:

Samford

Average RPI Win: 237		WON-LOST RECORD		WINNING PCT. RANK		LAST 10 GAMES		STRENGTH OF SCHEDULE		OPP. STRENGTH OF SCHEDULE		TEAM RPI		ADJ RPI		CONF. RPI		ADJ CONF. RPI	
DIV. I ONLY		12- 8		.6 109		6- 2		236		182		163		.49991 157		22		23	
DIV. I NON-CONF.		5- 6		.45455 199		1- 0		184		134		180		.49028 166		23		23	
TOTALS		RPI 1-25		RPI 26-50		W-L RECORDS		RPI 51-100		RPI 101-150		RPI 150+							
12- 8		0- 0		0- 1		OVERALL		0- 3		2- 2		10- 2							
2- 2		0- 0		0- 0		HOME		0- 1		0- 1		2- 0							
7- 3		0- 0		0- 0		AWAY		0- 0		1- 1		6- 2							
3- 3		0- 0		0- 1		NEUTRAL		0- 2		1- 0		2- 0							
5- 6		0- 0		0- 1		NON-CONFERENCE		0- 3		2- 1		3- 1							
1- 1		0- 0		0- 0		HOME		0- 1		0- 0		1- 0							
1- 2		0- 0		0- 0		AWAY		0- 0		1- 1		0- 1							
3- 3		0- 0		0- 1		NEUTRAL		0- 2		1- 0		2- 0							
7- 2		0- 0		0- 0		CONFERENCE		0- 0		0- 1		7- 1							
1- 1		0- 0		0- 0		HOME		0- 0		0- 1		1- 0							
6- 1		0- 0		0- 0		AWAY		0- 0		0- 0		6- 1							
0- 0		0- 0		0- 0		NEUTRAL		0- 0		0- 0		0- 0							
RPI	S	Opponent		Score		RPI	S	Opponent		Score		RPI	S	Opponent		Score			
						31	N	LSU	0	3			109	N	UALR	3	2		
													73	H	UTSA	1	3		
													73	N	UTSA	0	3		
													78	N	UC Irvine	1	3		

Non-Div. I Games: Incarnate Word 3 1 Abilene Christian 3 1

A&M-Corpus Christi

Average RPI Win: 226		WON-LOST	WINNING	LAST 10	STRENGTH OF		OPP. STRENGTH	TEAM	ADJ	CONF.	ADJ CONF.
Average RPI Loss: 130		RECORD	PCT. RANK	GAMES	SCHEDULE		OF SCHEDULE	RPI	RPI	RPI	RPI
DIV. I ONLY		10- 6	.625	94	6- 4		229	183	154	.49918	158
DIV. I NON-CONF.		5- 4	.55556	148	1- 2		245	156	180	.48328	177
TOTALS		RPI 1-25	RPI 26-50		W-L RECORDS		RPI 51-100		RPI 101-150		RPI 150+
10- 6	0- 0	0- 1		OVERALL		0- 2		1- 1		9- 2	
6- 1	0- 0	0- 0		HOME		0- 0		0- 0		6- 1	
3- 4	0- 0	0- 1		AWAY		0- 2		0- 0		3- 1	
1- 1	0- 0	0- 0		NEUTRAL		0- 0		1- 1		0- 0	
5- 4	0- 0	0- 0		NON-CONFERENCE		0- 2		1- 1		4- 1	
3- 1	0- 0	0- 0		HOME		0- 0		0- 0		3- 1	
1- 2	0- 0	0- 0		AWAY		0- 2		0- 0		1- 0	
1- 1	0- 0	0- 0		NEUTRAL		0- 0		1- 1		0- 0	
5- 2	0- 0	0- 1		CONFERENCE		0- 0		0- 0		5- 1	
3- 0	0- 0	0- 0		HOME		0- 0		0- 0		3- 0	
2- 2	0- 0	0- 1		AWAY		0- 0		0- 0		2- 1	
0- 0	0- 0	0- 0		NEUTRAL		0- 0		0- 0		0- 0	
RPI S	Opponent	Score	RPI S	Opponent	Score	RPI S	Opponent	Score	RPI S	Opponent	Score
			46 A	Yale	0 3	80 A	Northeastern	1 3	107 N	San Francisco	1 3
						90 A	San Diego St.	1 3	128 N	SMU	3 2
									174 A	Penn	3 1
									179 A	Boston College	3 1
									202 H	Hofstra	3 1
									224 A	Brown	2 3
									225 H	Cornell	3 1
									228 H	Dartmouth	3 0
									231 H	New Hampshire	2 3
									256 H	Columbia	3 0
									257 H	Holy Cross	3 2
									283 A	Princeton	3 0
									326 H	UMass Lowell	3 0
LAST 10 GAMES											
			283 A	Princeton	3 0	46 A	Yale	0 3			
			174 A	Penn	3 1	228 H	Dartmouth	3 0			
			256 H	Columbia	3 0	231 H	New Hampshire	2 3			
			225 H	Cornell	3 1	179 A	Boston College	3 1			
			224 A	Brown	2 3	80 A	Northeastern	1 3			

Non-Div. I Games:

Harvard

Average RPI Win:	206	WON-LOST	WINNING	LAST 10	STRENGTH OF	OPP. STRENGTH	TEAM	ADJ	CONF.	ADJ CONF.	
Average RPI Loss:	114	RECORD	PCT. RANK	GAMES	SCHEDULE	OF SCHEDULE	RPI	RPI	RPI	RPI	
DIV. I ONLY	12- 9	.57143	125	4- 5	212	133	158	.4991	159	10	10
DIV. I NON-CONF.	9- 4	.69231	79	1- 1	263	187	147	.50914	147	9	9
<hr/>											
TOTALS	RPI 1-25	RPI 26-50		W-L RECORDS	RPI 51-100		RPI 101-150		RPI 150+		
12- 9	0- 1	0- 0		OVERALL	2- 2		1- 4		9- 2		
6- 1	0- 0	0- 0		HOME	1- 1		1- 0		4- 0		
3- 5	0- 1	0- 0		AWAY	1- 1		0- 2		2- 1		
3- 3	0- 0	0- 0		NEUTRAL	0- 0		0- 2		3- 1		
<hr/>											
9- 4	0- 0	0- 0		NON-CONFERENCE	1- 0		0- 3		8- 1		
5- 0	0- 0	0- 0		HOME	1- 0		0- 0		4- 0		
1- 1	0- 0	0- 0		AWAY	0- 0		0- 1		1- 0		
3- 3	0- 0	0- 0		NEUTRAL	0- 0		0- 2		3- 1		
<hr/>											
3- 5	0- 1	0- 0		CONFERENCE	1- 2		1- 1		1- 1		
1- 1	0- 0	0- 0		HOME	0- 1		1- 0		0- 0		
2- 4	0- 1	0- 0		AWAY	1- 1		0- 1		1- 1		
0- 0	0- 0	0- 0		NEUTRAL	0- 0		0- 0		0- 0		
<hr/>											
RPI S	Opponent	Score	RPI S	Opponent	Score	RPI S	Opponent	Score	RPI S	Opponent	Score
21 A	Colorado St.	0 3				51 H	Colorado	3 2	104 A	UNLV	1 3
						60 A	New Mexico	0 3	108 A	Indiana	1 3
						82 H	Utah St.	1 3	123 H	Boise St.	3 0
						90 A	San Diego St.	3 1	132 N	UAB	2 3
									146 N	Utah Valley	1 3
									155 H	Idaho	3 2
									165 N	Bakersfield	1 3
									173 A	James Madison	3 1
									210 A	Air Force	1 3
									250 H	Stetson	3 0
									252 N	Presbyterian	3 0
									260 A	Nevada	3 0
									262 N	Tennessee St.	3 1
									268 H	Montana St.	3 1
									293 N	UC Riverside	3 1
									294 H	Drake	3 0
<hr/>											
LAST 10 GAMES											
104 A	UNLV	1 3	51 H	Colorado	3 2						
90 A	San Diego St.	3 1	210 A	Air Force	1 3						
82 H	Utah St.	1 3	60 A	New Mexico	0 3						
123 H	Boise St.	3 0	146 N	Utah Valley	1 3						
260 A	Nevada	3 0	293 N	UC Riverside	3 1						

Non-Div. I Games: Black Hills St. 3 0

Wyoming

Average RPI Win: 193		WON-LOST	WINNING	LAST 10	STRENGTH OF		OPP. STRENGTH	TEAM	ADJ	CONF.	ADJ CONF.		
Average RPI Loss: 171		RECORD	PCT. RANK	GAMES	SCHEDULE		OF SCHEDULE	RPI	RPI	RPI	RPI		
DIV. I ONLY		12- 6	.66667	69	7- 3		245	180	144	.498	160	23	21
DIV. I NON-CONF.		5- 3	.625	109	0- 0		156	145	112	.5322	117	19	18
<hr/>													
TOTALS		RPI 1-25		RPI 26-50		W-L RECORDS		RPI 51-100		RPI 101-150		RPI 150+	
12- 6		0- 0		0- 0		OVERALL		2- 2		2- 0		8- 4	
8- 2		0- 0		0- 0		HOME		2- 1		2- 0		4- 1	
2- 3		0- 0		0- 0		AWAY		0- 1		0- 0		2- 2	
2- 1		0- 0		0- 0		NEUTRAL		0- 0		0- 0		2- 1	
5- 3		0- 0		0- 0		NON-CONFERENCE		1- 2		0- 0		4- 1	
2- 1		0- 0		0- 0		HOME		1- 1		0- 0		1- 0	
1- 1		0- 0		0- 0		AWAY		0- 1		0- 0		1- 0	
2- 1		0- 0		0- 0		NEUTRAL		0- 0		0- 0		2- 1	
7- 3		0- 0		0- 0		CONFERENCE		1- 0		2- 0		4- 3	
6- 1		0- 0		0- 0		HOME		1- 0		2- 0		3- 1	
1- 2		0- 0		0- 0		AWAY		0- 0		0- 0		1- 2	
0- 0		0- 0		0- 0		NEUTRAL		0- 0		0- 0		0- 0	
RPI S	Opponent	Score	RPI S	Opponent	Score	RPI S	Opponent	Score	RPI S	Opponent	Score	RPI S	Opponent
						55 H	Cal St. Northridge	1 3	119 H	North Dakota	3 0		
						60 A	New Mexico	0 3	125 H	Idaho St.	3 2		
						90 H	San Diego St.	3 0	155 H	Idaho	3 0		
						92 H	Portland St.	3 0	166 H	Northern Colo.	2 3		
									208 N	Campbell	3 0		
									212 H	Eastern Wash.	3 0		
									213 A	Montana	3 1		
									223 A	William & Mary	3 0		
									234 N	Towson	0 3		
									241 A	Sacramento St.	1 3		
									268 A	Montana St.	2 3		
									270 N	San Jose St.	3 0		
									299 H	Weber St.	3 0		
									304 H	Southern Utah	3 0		
LAST 10 GAMES													
						119 H	North Dakota	3 0	92 H	Portland St.	3 0		
						166 H	Northern Colo.	2 3	304 H	Southern Utah	3 0		
						213 A	Montana	3 1	241 A	Sacramento St.	1 3		
						268 A	Montana St.	2 3	299 H	Weber St.	3 0		
						212 H	Eastern Wash.	3 0	125 H	Idaho St.	3 2		

Non-Div. I Games: Abilene Christian 3 0

Northern Ariz.

Average RPI Win:		212	WON-LOST		WINNING		LAST 10		STRENGTH OF		OPP. STRENGTH		TEAM	ADJ		CONF.		ADJ CONF.		
Average RPI Loss:		74	RECORD		PCT. RANK		GAMES		SCHEDULE		OF SCHEDULE		RPI	RPI		RPI		RPI		
DIV. I ONLY			6- 16		.27273		279		3- 7		43		88		165		.4975		161	
DIV. I NON-CONF.			3- 11		.21429		282		0- 2		40		48		171		.49476		162	
TOTALS		RPI 1-25		RPI 26-50		W-L RECORDS		RPI 51-100		RPI 101-150		RPI 150+								
6- 16		0- 1		0- 4		OVERALL		0- 7		0- 3		6- 1								
5- 6		0- 1		0- 2		HOME		0- 2		0- 1		5- 0								
1- 6		0- 0		0- 1		AWAY		0- 3		0- 1		1- 1								
0- 4		0- 0		0- 1		NEUTRAL		0- 2		0- 1		0- 0								
3- 11		0- 1		0- 3		NON-CONFERENCE		0- 5		0- 2		3- 0								
2- 5		0- 1		0- 2		HOME		0- 1		0- 1		2- 0								
1- 2		0- 0		0- 0		AWAY		0- 2		0- 0		1- 0								
0- 4		0- 0		0- 1		NEUTRAL		0- 2		0- 1		0- 0								
3- 5		0- 0		0- 1		CONFERENCE		0- 2		0- 1		3- 1								
3- 1		0- 0		0- 0		HOME		0- 1		0- 0		3- 0								
0- 4		0- 0		0- 1		AWAY		0- 1		0- 1		0- 1								
0- 0		0- 0		0- 0		NEUTRAL		0- 0		0- 0		0- 0								
RPI	S	Opponent		Score		RPI	S	Opponent		Score		RPI	S	Opponent		Score				
7	H	Missouri		0 3		31	H	LSU		1 3		55	N	Cal St. Northridge		2 3				
						36	A	Tulsa		0 3		57	A	Louisville		0 3				
						41	N	Virginia Tech		0 3		65	H	Middle Tenn.		0 3				
						42	H	North Carolina St.		1 3		70	N	Bowling Green		1 3				
												73	A	UTSA		2 3				
												86	H	Baylor		1 3				
												89	A	Fresno St.		2 3				

Average RPI Win:	217	WON-LOST	WINNING	LAST 10	STRENGTH OF	OPP. STRENGTH	TEAM	ADJ	CONF.	ADJ CONF.	
Average RPI Loss:	126	RECORD	PCT. RANK	GAMES	SCHEDULE	OF SCHEDULE	RPI	RPI	RPI	RPI	
DIV. I ONLY	12- 8	.6	109	4- 6	230	157	159	.49673	162	17	16
DIV. I NON-CONF.	10- 3	.76923	52	2- 1	236	147	101	.54605	105	17	17
<hr/>											
TOTALS	RPI 1-25	RPI 26-50		W-L RECORDS		RPI 51-100		RPI 101-150		RPI 150+	
12- 8	0- 0	0- 1		OVERALL		1- 3		1- 1		10- 3	
2- 3	0- 0	0- 0		HOME		1- 1		0- 1		1- 1	
5- 3	0- 0	0- 0		AWAY		0- 1		0- 0		5- 2	
5- 2	0- 0	0- 1		NEUTRAL		0- 1		1- 0		4- 0	
10- 3	0- 0	0- 1		NON-CONFERENCE		1- 1		1- 1		8- 0	
2- 1	0- 0	0- 0		HOME		1- 0		0- 1		1- 0	
3- 0	0- 0	0- 0		AWAY		0- 0		0- 0		3- 0	
5- 2	0- 0	0- 1		NEUTRAL		0- 1		1- 0		4- 0	
2- 5	0- 0	0- 0		CONFERENCE		0- 2		0- 0		2- 3	
0- 2	0- 0	0- 0		HOME		0- 1		0- 0		0- 1	
2- 3	0- 0	0- 0		AWAY		0- 1		0- 0		2- 2	
0- 0	0- 0	0- 0		NEUTRAL		0- 0		0- 0		0- 0	
RPI S	Opponent	Score	RPI S	Opponent	Score	RPI S	Opponent	Score	RPI S	Opponent	Score
			42 N	North Carolina St.	0 3	74 N	Wake Forest	0 3	139 N	Eastern Mich.	3 1
						77 H	Valparaiso	2 3	148 H	IPFW	1 3
						78 H	UC Irvine	3 2	153 A	Green Bay	1 3
						91 A	Milwaukee	0 3	173 A	James Madison	3 1
									178 A	Youngstown St.	0 3
									199 A	Oakland	3 2
									208 N	Campbell	3 1
									216 H	High Point	3 0
									232 N	Navy	3 1
									233 N	Northern Ky.	3 0
									245 H	Ill.-Chicago	2 3
									251 A	Cincinnati	3 0
									282 A	Canisius	3 0
									292 N	Hartford	3 0
									296 A	Wright St.	3 1
<hr/>											
LAST 10 GAMES											
			153 A	Green Bay	1 3	296 A	Wright St.	3 1			
			91 A	Milwaukee	0 3	178 A	Youngstown St.	0 3			
			77 H	Valparaiso	2 3	173 A	James Madison	3 1			
			245 H	Ill.-Chicago	2 3	74 N	Wake Forest	0 3			
			199 A	Oakland	3 2	208 N	Campbell	3 1			

Non-Div. I Games:

Cleveland St.

Average RPI Win:		227	WON-LOST RECORD		WINNING PCT. RANK		LAST 10 GAMES		STRENGTH OF SCHEDULE		OPP. STRENGTH OF SCHEDULE		TEAM RPI		ADJ RPI		CONF. RPI		ADJ CONF. RPI				
Average RPI Loss:		80																					
DIV. I ONLY			8- 13		.38095 243		1- 9		85		91		160		.49637 163		4		4				
DIV. I NON-CONF.			8- 6		.57143 136		1- 2		163		170		139		.50944 146		4		4				
TOTALS		RPI 1-25		RPI 26-50		W-L RECORDS		RPI 51-100		RPI 101-150		RPI 150+											
8- 13		0- 3		0- 4		OVERALL		1- 2		0- 2		7- 2											
2- 8		0- 2		0- 2		HOME		0- 1		0- 1		2- 2											
2- 4		0- 1		0- 1		AWAY		0- 1		0- 1		2- 0											
4- 1		0- 0		0- 1		NEUTRAL		1- 0		0- 0		3- 0											
8- 6		0- 0		0- 3		NON-CONFERENCE		1- 1		0- 0		7- 2											
2- 5		0- 0		0- 2		HOME		0- 1		0- 0		2- 2											
2- 0		0- 0		0- 0		AWAY		0- 0		0- 0		2- 0											
4- 1		0- 0		0- 1		NEUTRAL		1- 0		0- 0		3- 0											
0- 7		0- 3		0- 1		CONFERENCE		0- 1		0- 2		0- 0											
0- 3		0- 2		0- 0		HOME		0- 0		0- 1		0- 0											
0- 4		0- 1		0- 1		AWAY		0- 1		0- 1		0- 0											
0- 0		0- 0		0- 0		NEUTRAL		0- 0		0- 0		0- 0											
RPI	S	Opponent		Score		RPI	S	Opponent		Score		RPI	S	Opponent		Score							
7	H	Missouri		0	3	30	A	Georgia		0	3	93	H	East Tenn. St.		1	3	113	H	South Carolina	1	3	
18	A	Kentucky		0	3	39	H	Wichita St.		0	3	99	N	Morehead St.		3	2	114	A	Mississippi St.	0	3	
23	H	Arkansas		1	3	49	N	Butler		0	3	100	A	Ole Miss		1	3	167	H	Austin Peay	3	0	
						50	H	VCU		2	3							182	H	Georgia Tech	0	3	
																		215	H	Coastal Caro.	3	1	
																		227	H	Jacksonville St.	2	3	
																		235	N	UNC Asheville	3	1	
																		251	A	Cincinnati	3	0	
																		264	N	Charlotte	3	0	
																		289	N	UT Martin	3	1	
																		297	A	Chattanooga	3	0	
						LAST 10 GAMES																	
						114	A	Mississippi St.		0	3	30	A	Georgia		0	3						
						100	A	Ole Miss		1	3	113	H	South Carolina		1	3						
						23	H	Arkansas		1	3	215	H	Coastal Caro.		3	1						
						7	H	Missouri		0	3	227	H	Jacksonville St.		2	3						
						18	A	Kentucky		0	3	182	H	Georgia Tech		0	3						

Non-Div. I Games:

Tennessee

Average RPI Win: 244		WON-LOST	WINNING	LAST 10	STRENGTH OF		OPP. STRENGTH	TEAM	ADJ	CONF.	ADJ CONF.	
Average RPI Loss: 144		RECORD	PCT. RANK	GAMES	SCHEDULE		OF SCHEDULE	RPI	RPI	RPI	RPI	
DIV. I ONLY		14- 7	.66667	69	249		227	153	.4951	164	13	14
DIV. I NON-CONF.		11- 3	.78571	45	273		269	130	.51532	140	14	14
TOTALS		RPI 1-25	RPI 26-50		W-L RECORDS		RPI 51-100		RPI 101-150		RPI 150+	
14- 7	0- 0	0- 1		OVERALL		0- 2		0- 0		14- 4		
6- 1	0- 0	0- 0		HOME		0- 1		0- 0		6- 0		
3- 5	0- 0	0- 0		AWAY		0- 1		0- 0		3- 4		
5- 1	0- 0	0- 1		NEUTRAL		0- 0		0- 0		5- 0		
11- 3	0- 0	0- 1		NON-CONFERENCE		0- 0		0- 0		11- 2		
4- 0	0- 0	0- 0		HOME		0- 0		0- 0		4- 0		
2- 2	0- 0	0- 0		AWAY		0- 0		0- 0		2- 2		
5- 1	0- 0	0- 1		NEUTRAL		0- 0		0- 0		5- 0		
3- 4	0- 0	0- 0		CONFERENCE		0- 2		0- 0		3- 2		
2- 1	0- 0	0- 0		HOME		0- 1		0- 0		2- 0		
1- 3	0- 0	0- 0		AWAY		0- 1		0- 0		1- 2		
0- 0	0- 0	0- 0		NEUTRAL		0- 0		0- 0		0- 0		
RPI S	Opponent	Score	RPI S	Opponent	Score	RPI S	Opponent	Score	RPI S	Opponent	Score	
			37 N	Alabama	2 3	80 A	Northeastern	0 3	168 A	FIU	1 3	
						88 H	Col. of Charleston	1 3	173 A	James Madison	3 2	
									173 H	James Madison	3 0	
									193 H	Western Caro.	3 1	
									202 A	Hofstra	1 3	
									208 A	Campbell	2 3	
									214 N	Houston Baptist	3 1	
									219 N	Elon	3 0	
									223 A	William & Mary	2 3	
									223 H	William & Mary	3 0	
									232 A	Navy	3 1	
									235 H	UNC Asheville	3 1	
									245 N	Ill.-Chicago	3 1	
									261 A	Winthrop	3 1	
									305 N	Citadel	3 0	
									309 H	Mercer	3 0	
									314 H	N.C. A&T	3 0	
									324 N	Bethune-Cookman	3 0	
LAST 10 GAMES												
			223 H	William & Mary	3 0	80 A	Northeastern	0 3				
			173 H	James Madison	3 0	202 A	Hofstra	1 3				
			88 H	Col. of Charleston	1 3	324 N	Bethune-Cookman	3 0				
			173 A	James Madison	3 2	261 A	Winthrop	3 1				
			223 A	William & Mary	2 3	305 N	Citadel	3 0				

Non-Div. I Games:

UNC Wilmington

Bakersfield

Through Games Of Through Matches of Oct. 20, 2013

Average RPI Win: 229		WON-LOST	WINNING	LAST 10	STRENGTH OF		OPP. STRENGTH	TEAM	ADJ	CONF.	ADJ CONF.				
Average RPI Loss: 132		RECORD	PCT. RANK	GAMES	SCHEDULE		OF SCHEDULE	RPI	RPI	RPI	RPI				
DIV. I ONLY		13- 9	.59091	118	6- 4		227	211	167	.49112	165	25	24		
DIV. I NON-CONF.		8- 6	.57143	136	1- 1		226	202	162	.48966	170	22	22		
<hr/>															
TOTALS		RPI 1-25		RPI 26-50		W-L RECORDS		RPI 51-100		RPI 101-150		RPI 150+			
13- 9		0- 0		0- 1		OVERALL		0- 1		2- 4		11- 3			
5- 1		0- 0		0- 0		HOME		0- 0		2- 1		3- 0			
2- 7		0- 0		0- 0		AWAY		0- 1		0- 3		2- 3			
6- 1		0- 0		0- 1		NEUTRAL		0- 0		0- 0		6- 0			
8- 6		0- 0		0- 1		NON-CONFERENCE		0- 1		0- 2		8- 2			
1- 0		0- 0		0- 0		HOME		0- 0		0- 0		1- 0			
1- 5		0- 0		0- 0		AWAY		0- 1		0- 2		1- 2			
6- 1		0- 0		0- 1		NEUTRAL		0- 0		0- 0		6- 0			
5- 3		0- 0		0- 0		CONFERENCE		0- 0		2- 2		3- 1			
4- 1		0- 0		0- 0		HOME		0- 0		2- 1		2- 0			
1- 2		0- 0		0- 0		AWAY		0- 0		0- 1		1- 1			
0- 0		0- 0		0- 0		NEUTRAL		0- 0		0- 0		0- 0			
RPI	S	Opponent	Score	RPI	S	Opponent	Score	RPI	S	Opponent	Score	RPI	S	Opponent	Score
				28	N	Oregon	0 3	89	A	Fresno St.	0 3	102	A	Long Beach St.	0 3
												143	A	New Mexico St.	0 3
												143	H	New Mexico St.	3 2
												144	H	UMKC	2 3
												145	A	UC Davis	1 3
												146	H	Utah Valley	3 0
												155	A	Idaho	1 3
												159	N	Wyoming	3 1
												173	A	James Madison	3 1
												176	N	Belmont	3 0
												185	A	Radford	2 3
												196	A	Davidson	2 3
												203	A	Seattle	3 1
												252	N	Presbyterian	3 0
												263	H	Tex.-Pan American	3 0
												264	N	Charlotte	3 1
												270	H	San Jose St.	3 1
												301	N	Charleston So.	3 0
												312	N	Prairie View	3 0
												321	H	Chicago St.	3 1
				LAST 10 GAMES											
				263	H	Tex.-Pan American	3 0	321	H	Chicago St.	3 1				
				143	H	New Mexico St.	3 2	143	A	New Mexico St.	0 3				
				270	H	San Jose St.	3 1	155	A	Idaho	1 3				
				146	H	Utah Valley	3 0	203	A	Seattle	3 1				
				144	H	UMKC	2 3	145	A	UC Davis	1 3				

Non-Div. I Games:

Bakersfield

[illegible]

Non-Div. I Games:

Northern Colo.

Average RPI Win:		241	WON-LOST RECORD		WINNING PCT. RANK		LAST 10 GAMES		STRENGTH OF SCHEDULE		OPP. STRENGTH OF SCHEDULE		TEAM RPI		ADJ RPI		CONF. RPI		ADJ CONF. RPI								
DIV. I ONLY			9- 15		.375 249		6- 4		83		173		171		.48673 167		24		26								
DIV. I NON-CONF.			3- 13		.1875 287		0- 2		38		130		193		.47897 184		25		24								
TOTALS		RPI 1-25		RPI 26-50		W-L RECORDS		RPI 51-100		RPI 101-150		RPI 150+															
9- 15		0- 1		0- 5		OVERALL		0- 2		2- 3		7- 4															
4- 0		0- 0		0- 0		HOME		0- 0		1- 0		3- 0															
2- 7		0- 1		0- 0		AWAY		0- 1		0- 1		2- 4															
3- 8		0- 0		0- 5		NEUTRAL		0- 1		1- 2		2- 0															
3- 13		0- 1		0- 5		NON-CONFERENCE		0- 2		1- 3		2- 2															
0- 0		0- 0		0- 0		HOME		0- 0		0- 0		0- 0															
0- 5		0- 1		0- 0		AWAY		0- 1		0- 1		0- 2															
3- 8		0- 0		0- 5		NEUTRAL		0- 1		1- 2		2- 0															
6- 2		0- 0		0- 0		CONFERENCE		0- 0		1- 0		5- 2															
4- 0		0- 0		0- 0		HOME		0- 0		1- 0		3- 0															
2- 2		0- 0		0- 0		AWAY		0- 0		0- 0		2- 2															
0- 0		0- 0		0- 0		NEUTRAL		0- 0		0- 0		0- 0															
RPI	S	Opponent			Score		RPI	S	Opponent			Score		RPI	S	Opponent			Score								
7	A	Missouri			0 3		39	N	Wichita St.			0 3		65	A	Middle Tenn.			2 3								
							41	N	Virginia Tech			0 3		93	N	East Tenn. St.			1 3								
							47	N	Ball St.			0 3				109 N UALR			1 3								
							48	N	Miami (FL)			1 3				119 N North Dakota			3 2								
							50	N	VCU			0 3				129 A South Fla.			1 3								
																132 N UAB			0 3								
																141 H Southeast Mo. St.			3 1								
																163 A Tennessee			0 3								
																183 H Eastern Ky.			3 0								
																195 A Eastern Ill.			2 3								
																207 A Memphis			1 3								
																227 A Jacksonville St.			2 3								
																249 H Murray St.			3 2								
																258 A SIU Edwardsville			3 1								
																289 H UT Martin			3 0								
																300 A Tennessee Tech			3 1								
																305 N Citadel			3 0								
																323 N La Salle			3 0								
LAST 10 GAMES																											
258 A SIU Edwardsville							3 1							183 H Eastern Ky.							3 0						
195 A Eastern Ill.							2 3							249 H Murray St.							3 2						
289 H UT Martin							3 0							300 A Tennessee Tech							3 1						
141 H Southeast Mo. St.							3 1							227 A Jacksonville St.							2 3						
7 A Missouri							0 3							207 A Memphis							1 3						

Non-Div. I Games:

Austin Peay

F
I
U

FIU				Through Games Of Through Matches of Oct. 20, 2013							
Average RPI Win: 232 Average RPI Loss: 109		WON-LOST RECORD	WINNING PCT. RANK	LAST 10 GAMES	STRENGTH OF SCHEDULE	OPP. STRENGTH OF SCHEDULE	TEAM RPI	ADJ RPI	CONF. RPI	ADJ CONF. RPI	
DIV. I ONLY		9- 12	.42857 220	3- 7	122	181	174	.48672 168	11	11	
DIV. I NON-CONF.		6- 7	.46154 190	0- 2	225	183	205	.46371 204	11	11	
<hr/>											
TOTALS		RPI 1-25	RPI 26-50		W-L RECORDS		RPI 51-100		RPI 101-150		RPI 150+
9- 12	0- 0		0- 3		OVERALL		0- 2		1- 4		8- 3
7- 5	0- 0		0- 2		HOME		0- 0		1- 2		6- 1
0- 5	0- 0		0- 1		AWAY		0- 2		0- 2		0- 0
2- 2	0- 0		0- 0		NEUTRAL		0- 0		0- 0		2- 2
<hr/>											
6- 7	0- 0		0- 2		NON-CONFERENCE		0- 0		0- 3		6- 2
4- 3	0- 0		0- 1		HOME		0- 0		0- 2		4- 0
0- 2	0- 0		0- 1		AWAY		0- 0		0- 1		0- 0
2- 2	0- 0		0- 0		NEUTRAL		0- 0		0- 0		2- 2
<hr/>											
3- 5	0- 0		0- 1		CONFERENCE		0- 2		1- 1		2- 1
3- 2	0- 0		0- 1		HOME		0- 0		1- 0		2- 1
0- 3	0- 0		0- 0		AWAY		0- 2		0- 1		0- 0
0- 0	0- 0		0- 0		NEUTRAL		0- 0		0- 0		0- 0
<hr/>											
RPI S	Opponent	Score	RPI S	Opponent	Score	RPI S	Opponent	Score	RPI S	Opponent	Score
			35 A	Purdue	0 3	73 A	UTSA	0 3	113 A	South Carolina	0 3
			36 H	Tulsa	0 3	76 A	Tulane	0 3	120 A	UTEP	0 3
			37 H	Alabama	0 3				132 H	UAB	3 0
									134 H	FGCU	2 3
									137 H	Jacksonville	2 3
									152 H	Marshall	0 3
									164 H	UNC Wilmington	3 1
									181 N	Syracuse	2 3
									186 H	Fla. Atlantic	3 0
									214 H	Houston Baptist	3 1
									216 N	High Point	2 3
									233 N	Northern Ky.	3 1
									264 H	Charlotte	3 2
									277 H	South Dakota St.	3 0
									297 H	Chattanooga	3 0
									322 N	South Carolina St.	3 0
<hr/>											
LAST 10 GAMES											
			76 A	Tulane	0 3	120 A	UTEP	0 3			
			186 H	Fla. Atlantic	3 0	73 A	UTSA	0 3			
			134 H	FGCU	2 3	152 H	Marshall	0 3			
			36 H	Tulsa	0 3	264 H	Charlotte	3 2			
			132 H	UAB	3 0	181 N	Syracuse	2 3			

F
I
U

Non-Div. I Games:

FIU

Average RPI Win:		201	WON-LOST		WINNING		LAST 10		STRENGTH OF		OPP. STRENGTH		TEAM		ADJ		CONF.		ADJ CONF.				
Average RPI Loss:		130	RECORD		PCT. RANK		GAMES		SCHEDULE		OF SCHEDULE		RPI		RPI		RPI		RPI				
DIV. I ONLY			8- 12		.4 233		3- 7		86		176		164		.48671 169		5 5						
DIV. I NON-CONF.			6- 7		.46154 190		1- 2		118		222		160		.4838 176		6 6						
TOTALS		RPI 1-25		RPI 26-50		W-L RECORDS		RPI 51-100		RPI 101-150		RPI 150+											
8- 12		0- 2		0- 0		OVERALL		1- 3		2- 3		5- 4											
1- 4		0- 1		0- 0		HOME		0- 1		0- 2		1- 0											
3- 6		0- 1		0- 0		AWAY		1- 2		1- 1		1- 2											
4- 2		0- 0		0- 0		NEUTRAL		0- 0		1- 0		3- 2											
6- 7		0- 1		0- 0		NON-CONFERENCE		0- 2		1- 0		5- 4											
1- 0		0- 0		0- 0		HOME		0- 0		0- 0		1- 0											
1- 5		0- 1		0- 0		AWAY		0- 2		0- 0		1- 2											
4- 2		0- 0		0- 0		NEUTRAL		0- 0		1- 0		3- 2											
2- 5		0- 1		0- 0		CONFERENCE		1- 1		1- 3		0- 0											
0- 4		0- 1		0- 0		HOME		0- 1		0- 2		0- 0											
2- 1		0- 0		0- 0		AWAY		1- 0		1- 1		0- 0											
0- 0		0- 0		0- 0		NEUTRAL		0- 0		0- 0		0- 0											
RPI	S	Opponent		Score		RPI	S	Opponent		Score		RPI	S	Opponent		Score		RPI	S	Opponent		Score	
3	A	Florida		0	3							61	A	American		0	3	103	N	Western Mich.		3	2
16	H	Marquette		0	3							67	A	West Virginia		2	3	124	H	DePaul		0	3
												98	A	Seton Hall		3	0	127	A	Villanova		1	3
												98	H	Seton Hall		2	3	149	A	St. John's (NY)		3	2
																		149	H	St. John's (NY)		0	3
																		177	H	George Washington		3	0
																		208	A	Campbell		2	3
																		211	A	Liberty		1	3
																		220	N	UMBC		2	3
																		242	N	Howard		3	1
																		247	N	Iona		3	1
																		266	A	George Mason		3	1
																		275	N	Indiana St.		2	3
																		325	N	N.C. Central		3	0
LAST 10 GAMES																							
149 H St. John's (NY)						0	3	16 H Marquette						0	3								
98 H Seton Hall						2	3	127 A Villanova						1	3								
98 A Seton Hall						3	0	220 N UMBC						2	3								
149 A St. John's (NY)						3	2	67 A West Virginia						2	3								
124 H DePaul						0	3	103 N Western Mich.						3	2								

Average RPI Win: 253		WON-LOST RECORD		WINNING PCT. RANK		LAST 10 GAMES		STRENGTH OF SCHEDULE		OPP. STRENGTH OF SCHEDULE		TEAM RPI		ADJ RPI		CONF. RPI		ADJ CONF. RPI	
DIV. I ONLY		8- 13		.38095 243		3- 7		96		134		175		.48602 170		12		12	
DIV. I NON-CONF.		5- 7		.41667 209		0- 1		87		141		152		.50402 152		12		12	
TOTALS		RPI 1-25		RPI 26-50		W-L RECORDS		RPI 51-100		RPI 101-150		RPI 150+							
8- 13		0- 2		0- 1		OVERALL		0- 6		0- 2		8- 2							
2- 3		0- 1		0- 0		HOME		0- 2		0- 0		2- 0							
2- 7		0- 1		0- 1		AWAY		0- 2		0- 2		2- 1							
4- 3		0- 0		0- 0		NEUTRAL		0- 2		0- 0		4- 1							
5- 7		0- 2		0- 0		NON-CONFERENCE		0- 3		0- 1		5- 1							
0- 1		0- 1		0- 0		HOME		0- 0		0- 0		0- 0							
1- 3		0- 1		0- 0		AWAY		0- 1		0- 1		1- 0							
4- 3		0- 0		0- 0		NEUTRAL		0- 2		0- 0		4- 1							
3- 6		0- 0		0- 1		CONFERENCE		0- 3		0- 1		3- 1							
2- 2		0- 0		0- 0		HOME		0- 2		0- 0		2- 0							
1- 4		0- 0		0- 1		AWAY		0- 1		0- 1		1- 1							
0- 0		0- 0		0- 0		NEUTRAL		0- 0		0- 0		0- 0							
RPI S	Opponent		Score		RPI S	Opponent		Score		RPI S	Opponent		Score		RPI S	Opponent		Score	
6 H	Washington		0	3	39 A	Wichita St.		0	3	62 H	Illinois St.		1	3	138 A	Toledo		2	3
16 A	Marquette		0	3						66 A	Missouri St.		0	3	140 A	Southern Ill.		1	3
										67 N	West Virginia		0	3	195 N	Eastern Ill.		3	2
										72 H	UNI		1	3	199 N	Oakland		1	3
										75 N	Auburn		0	3	204 A	Bradley		0	3
										84 A	Notre Dame		0	3	217 N	Marist		3	0
															230 A	East Carolina		3	0
															237 A	Evansville		3	0
															269 N	Morgan St.		3	2
															275 H	Indiana St.		3	1
															294 H	Drake		3	0
															305 N	Citadel		3	0
LAST 10 GAMES																			
					39 A	Wichita St.		0	3	62 H	Illinois St.		1	3					
					66 A	Missouri St.		0	3	140 A	Southern Ill.		1	3					
					204 A	Bradley		0	3	237 A	Evansville		3	0					
					16 A	Marquette		0	3	294 H	Drake		3	0					
					275 H	Indiana St.		3	1	72 H	UNI		1	3					

Non-Div. I Games:

Loyola Chicago

Average RPI Win: 280		WON-LOST	WINNING	LAST 10	STRENGTH OF	OPP. STRENGTH	TEAM	ADJ	CONF.	ADJ CONF.		
Average RPI Loss: 137		RECORD	PCT. RANK	GAMES	SCHEDULE	OF SCHEDULE	RPI	RPI	RPI	RPI		
DIV. I ONLY		15- 6	.71429	56	7- 3	285	294	170	.48563	171	16	17
DIV. I NON-CONF.		9- 3	.75	56	1- 0	326	321	224	.44748	225	20	21
<hr/>												
TOTALS		RPI 1-25		RPI 26-50		W-L RECORDS		RPI 51-100		RPI 101-150		RPI 150+
15- 6		0- 0		0- 0		OVERALL		0- 3		0- 1		15- 2
12- 5		0- 0		0- 0		HOME		0- 2		0- 1		12- 2
3- 1		0- 0		0- 0		AWAY		0- 1		0- 0		3- 0
0- 0		0- 0		0- 0		NEUTRAL		0- 0		0- 0		0- 0
9- 3		0- 0		0- 0		NON-CONFERENCE		0- 0		0- 1		9- 2
9- 3		0- 0		0- 0		HOME		0- 0		0- 1		9- 2
0- 0		0- 0		0- 0		AWAY		0- 0		0- 0		0- 0
0- 0		0- 0		0- 0		NEUTRAL		0- 0		0- 0		0- 0
6- 3		0- 0		0- 0		CONFERENCE		0- 3		0- 0		6- 0
3- 2		0- 0		0- 0		HOME		0- 2		0- 0		3- 0
3- 1		0- 0		0- 0		AWAY		0- 1		0- 0		3- 0
0- 0		0- 0		0- 0		NEUTRAL		0- 0		0- 0		0- 0
RPI	S	Opponent	Score	RPI	S	Opponent	Score	RPI	S	Opponent	Score	
						54 H Colgate	1 3	127 H Villanova			1 3	
						61 H American	1 3	205 H Rhode Island			3 0	
						79 A Army	2 3	217 H Marist			3 2	
								231 H New Hampshire			2 3	
								232 H Navy			3 1	
								248 A Bucknell			3 0	
								257 A Holy Cross			3 0	
								269 H Morgan St.			2 3	
								274 H Loyola Maryland			3 0	
								281 A Lafayette			3 2	
								281 H Lafayette			3 1	
								295 H NJIT			3 0	
								296 H Wright St.			3 1	
								315 H Quinnipiac			3 0	
								320 H St. Francis Brooklyn			3 0	
								328 H Saint Peter's			3 0	
								328 H Saint Peter's			3 0	
								330 H Fairleigh Dickinson			3 0	
<hr/>												
LAST 10 GAMES												
						295 H NJIT	3 0	232 H Navy			3 1	
						281 A Lafayette	3 2	274 H Loyola Maryland			3 0	
						61 H American	1 3	257 A Holy Cross			3 0	
						248 A Bucknell	3 0	79 A Army			2 3	
						54 H Colgate	1 3	281 H Lafayette			3 1	

Non-Div. I Games:

Lehigh

Average RPI Win:	219	WON-LOST RECORD	WINNING PCT. RANK	LAST 10 GAMES	STRENGTH OF SCHEDULE	OPP. STRENGTH OF SCHEDULE	TEAM RPI	ADJ RPI	CONF. RPI	ADJ CONF. RPI	
DIV. I ONLY	10- 12	.45455	203	3- 7	137	189	172	.48511	172	14	13
DIV. I NON-CONF.	9- 6	.6	118	2- 1	151	160	123	.52565	125	13	13
TOTALS	RPI 1-25	RPI 26-50	W-L RECORDS	RPI 51-100	RPI 101-150	RPI 150+					
10- 12	0- 1	0- 0	OVERALL	0- 2	2- 5	8- 4					
4- 4	0- 0	0- 0	HOME	0- 2	0- 1	4- 1					
1- 6	0- 0	0- 0	AWAY	0- 0	0- 3	1- 3					
5- 2	0- 1	0- 0	NEUTRAL	0- 0	2- 1	3- 0					
9- 6	0- 1	0- 0	NON-CONFERENCE	0- 2	2- 2	7- 1					
3- 2	0- 0	0- 0	HOME	0- 2	0- 0	3- 0					
1- 2	0- 0	0- 0	AWAY	0- 0	0- 1	1- 1					
5- 2	0- 1	0- 0	NEUTRAL	0- 0	2- 1	3- 0					
1- 6	0- 0	0- 0	CONFERENCE	0- 0	0- 3	1- 3					
1- 2	0- 0	0- 0	HOME	0- 0	0- 1	1- 1					
0- 4	0- 0	0- 0	AWAY	0- 0	0- 2	0- 2					
0- 0	0- 0	0- 0	NEUTRAL	0- 0	0- 0	0- 0					
RPI S Opponent Score	RPI S Opponent Score	RPI S Opponent Score	RPI S Opponent Score	RPI S Opponent Score	RPI S Opponent Score	RPI S Opponent Score					
12 N Minnesota 1 3				80 H Northeastern 2 3		121 A UCF 2 3					
				97 H Pittsburgh 2 3		128 H SMU 0 3					
						129 A South Fla. 0 3					
						131 N Duquesne 3 0					
						140 N Southern Ill. 2 3					
						148 A IPFW 1 3					
						149 N St. John's (NY) 3 0					
						151 A Temple 0 3					
						182 A Georgia Tech 0 3					
						189 H Houston 2 3					
						205 N Rhode Island 3 2					
						206 N Troy 3 2					
						207 A Memphis 2 3					
						228 A Dartmouth 3 0					
						231 N New Hampshire 3 1					
						238 H Albany (NY) 3 0					
						239 H Sacred Heart 3 2					
						267 H Rutgers 3 1					
						292 H Hartford 3 0					
LAST 10 GAMES											
207 A Memphis 2 3	121 A UCF 2 3										
151 A Temple 0 3	189 H Houston 2 3										
267 H Rutgers 3 1	128 H SMU 0 3										
239 H Sacred Heart 3 2	205 N Rhode Island 3 2										
129 A South Fla. 0 3	12 N Minnesota 1 3										

Non-Div. I Games:

Connecticut

Average RPI Win: 207		WON-LOST	WINNING	LAST 10	STRENGTH OF		OPP. STRENGTH	TEAM	ADJ	CONF.	ADJ CONF.
Average RPI Loss: 131		RECORD	PCT. RANK	GAMES	SCHEDULE		OF SCHEDULE	RPI	RPI	RPI	RPI
DIV. I ONLY		8- 12	.4 233	4- 6	91		192	169	.48501 173	13	14
DIV. I NON-CONF.		5- 8	.38462 230	1- 2	99		180	182	.47743 186	14	14
<hr/>											
TOTALS		RPI 1-25	RPI 26-50		W-L RECORDS		RPI 51-100		RPI 101-150		RPI 150+
8- 12	0- 1	0- 0		OVERALL		0- 4		0- 0		8- 7	
5- 6	0- 0	0- 0		HOME		0- 2		0- 0		5- 4	
0- 5	0- 1	0- 0		AWAY		0- 2		0- 0		0- 2	
3- 1	0- 0	0- 0		NEUTRAL		0- 0		0- 0		3- 1	
<hr/>											
5- 8	0- 1	0- 0		NON-CONFERENCE		0- 2		0- 0		5- 5	
2- 4	0- 0	0- 0		HOME		0- 1		0- 0		2- 3	
0- 3	0- 1	0- 0		AWAY		0- 1		0- 0		0- 1	
3- 1	0- 0	0- 0		NEUTRAL		0- 0		0- 0		3- 1	
<hr/>											
3- 4	0- 0	0- 0		CONFERENCE		0- 2		0- 0		3- 2	
3- 2	0- 0	0- 0		HOME		0- 1		0- 0		3- 1	
0- 2	0- 0	0- 0		AWAY		0- 1		0- 0		0- 1	
0- 0	0- 0	0- 0		NEUTRAL		0- 0		0- 0		0- 0	
<hr/>											
RPI S	Opponent	Score		RPI S	Opponent	Score		RPI S	Opponent	Score	
24 A	North Carolina	0	3			74 H	Wake Forest 0 3	152 N	Marshall	3	2
						87 A	Virginia 1 3	159 H	Wyoming	1	3
						88 A	Col. of Charleston 1 3	162 H	Cleveland St.	1	3
						88 H	Col. of Charleston 1 3	164 A	UNC Wilmington	0	3
								164 H	UNC Wilmington	2	3
								165 H	Bakersfield	1	3
								175 H	Delaware	3	1
								177 N	George Washington	3	2
								185 A	Radford	1	3
								208 H	Campbell	3	1
								213 N	Montana	2	3
								223 H	William & Mary	3	2
								234 H	Towson	3	1
								238 N	Albany (NY)	3	0
								252 H	Presbyterian	3	2
<hr/>											
LAST 10 GAMES											
				88 A	Col. of Charleston	1	3	88 H	Col. of Charleston	1	3
				164 A	UNC Wilmington	0	3	223 H	William & Mary	3	2
				175 H	Delaware	3	1	208 H	Campbell	3	1
				234 H	Towson	3	1	162 H	Cleveland St.	1	3
				164 H	UNC Wilmington	2	3	74 H	Wake Forest	0	3

Non-Div. I Games:

James Madison

Average RPI Win: 239		WON-LOST RECORD		WINNING PCT. RANK		LAST 10 GAMES		STRENGTH OF SCHEDULE		OPP. STRENGTH OF SCHEDULE		TEAM RPI		ADJ RPI		CONF. RPI		ADJ CONF. RPI	
DIV. I ONLY		9- 9		.5 173		5- 5		163		241		176		.48471 174		18		19	
DIV. I NON-CONF.		6- 5		.54545 151		2- 1		141		245		148		.512 145		21		20	
TOTALS		RPI 1-25		RPI 26-50		W-L RECORDS		RPI 51-100		RPI 101-150		RPI 150+							
9- 9		0- 0		0- 1		OVERALL		0- 1		0- 4		9- 3							
4- 2		0- 0		0- 0		HOME		0- 1		0- 0		4- 1							
3- 5		0- 0		0- 1		AWAY		0- 0		0- 2		3- 2							
2- 2		0- 0		0- 0		NEUTRAL		0- 0		0- 2		2- 0							
6- 5		0- 0		0- 0		NON-CONFERENCE		0- 1		0- 4		6- 0							
3- 1		0- 0		0- 0		HOME		0- 1		0- 0		3- 0							
1- 2		0- 0		0- 0		AWAY		0- 0		0- 2		1- 0							
2- 2		0- 0		0- 0		NEUTRAL		0- 0		0- 2		2- 0							
3- 4		0- 0		0- 1		CONFERENCE		0- 0		0- 0		3- 3							
1- 1		0- 0		0- 0		HOME		0- 0		0- 0		1- 1							
2- 3		0- 0		0- 1		AWAY		0- 0		0- 0		2- 2							
0- 0		0- 0		0- 0		NEUTRAL		0- 0		0- 0		0- 0							
RPI S	Opponent	Score		RPI S	Opponent	Score		RPI S	Opponent	Score		RPI S	Opponent	Score					
				46 A	Yale	1	3	61 H	American	0	3	101 A	Maryland	1	3				
												115 N	LIU Brooklyn	2	3				
												127 A	Villanova	1	3				
												144 N	UMKC	1	3				
												151 H	Temple	3	2				
												158 H	Harvard	1	3				
												175 H	Delaware	3	2				
												224 A	Brown	3	0				
												225 A	Cornell	3	2				
												228 H	Dartmouth	3	1				
												239 N	Sacred Heart	3	0				
												256 A	Columbia	2	3				
												283 A	Princeton	2	3				
												288 N	Norfolk St.	3	2				
												299 H	Weber St.	3	2				
												323 A	La Salle	3	1				
LAST 10 GAMES																			
				228 H	Dartmouth	3	1	256 A	Columbia	2	3								
				158 H	Harvard	1	3	323 A	La Salle	3	1								
				224 A	Brown	3	0	283 A	Princeton	2	3								
				46 A	Yale	1	3	239 N	Sacred Heart	3	0								
				225 A	Cornell	3	2	127 A	Villanova	1	3								

Non-Div. I Games:

Penn

Average RPI Win:	219	WON-LOST RECORD	WINNING PCT. RANK	LAST 10 GAMES	STRENGTH OF SCHEDULE	OPP. STRENGTH OF SCHEDULE	TEAM RPI	ADJ RPI	CONF. RPI	ADJ CONF. RPI					
Average RPI Loss:	120														
DIV. I ONLY		11- 10	.52381	159	5- 5	193	137	166	.48441	175	13	14			
DIV. I NON-CONF.		8- 6	.57143	136	2- 1	202	148	150	.50106	154	14	14			
<hr/>															
TOTALS	RPI 1-25	RPI 26-50		W-L RECORDS		RPI 51-100		RPI 101-150		RPI 150+					
11- 10	0- 1	0- 1		OVERALL		1- 3		1- 1		9- 4					
3- 2	0- 0	0- 0		HOME		0- 1		1- 0		2- 1					
6- 5	0- 0	0- 0		AWAY		1- 2		0- 1		5- 2					
2- 3	0- 1	0- 1		NEUTRAL		0- 0		0- 0		2- 1					
<hr/>															
8- 6	0- 1	0- 1		NON-CONFERENCE		1- 1		1- 1		6- 2					
3- 0	0- 0	0- 0		HOME		0- 0		1- 0		2- 0					
3- 3	0- 0	0- 0		AWAY		1- 1		0- 1		2- 1					
2- 3	0- 1	0- 1		NEUTRAL		0- 0		0- 0		2- 1					
<hr/>															
3- 4	0- 0	0- 0		CONFERENCE		0- 2		0- 0		3- 2					
0- 2	0- 0	0- 0		HOME		0- 1		0- 0		0- 1					
3- 2	0- 0	0- 0		AWAY		0- 1		0- 0		3- 1					
0- 0	0- 0	0- 0		NEUTRAL		0- 0		0- 0		0- 0					
<hr/>															
RPI S	Opponent	Score		RPI S	Opponent	Score		RPI S	Opponent	Score					
11 N	Wisconsin	0	3	37 N	Alabama	1	3	71 A	Pepperdine	0	3				
								122 H	Furman	3	2				
								80 A	Northeastern	1	3	127 A	Villanova	2	3
								80 H	Northeastern	1	3	173 A	James Madison	1	3
								95 A	Clemson	3	1	174 A	Penn	2	3
								202 A	Hofstra	3	2	202 H	Hofstra	0	3
								206 N	Troy	3	2	220 A	UMBC	3	2
								223 A	William & Mary	3	2	234 A	Towson	3	0
								239 H	Sacred Heart	3	0	247 N	Iona	0	3
								267 H	Rutgers	3	2	274 A	Loyola Maryland	3	0
								323 N	La Salle	3	0				
LAST 10 GAMES															
80 A Northeastern				1	3	80 H Northeastern				1	3				
202 A Hofstra				3	2	234 A Towson				3	0				
173 A James Madison				1	3	95 A Clemson				3	1				
223 A William & Mary				3	2	37 N Alabama				1	3				
202 H Hofstra				0	3	206 N Troy				3	2				

Non-Div. I Games:

Delaware

Average RPI Win:	214	WON-LOST	WINNING		LAST 10	STRENGTH OF		OPP. STRENGTH	TEAM	ADJ	CONF.	ADJ CONF.			
Average RPI Loss:	133	RECORD	PCT. RANK		GAMES	SCHEDULE		OF SCHEDULE	RPI	RPI	RPI	RPI			
DIV. I ONLY		12- 12	.5	173	7- 3	174		165	173	.48159	176	24	26		
DIV. I NON-CONF.		7- 9	.4375	204	2- 0	150		132	168	.48978	168	25	24		

TOTALS		RPI 1-25		RPI 26-50		W-L RECORDS		RPI 51-100		RPI 101-150		RPI 150+			
12- 12		0- 0		0- 2		OVERALL		0- 3		4- 2		8- 5			
9- 3		0- 0		0- 0		HOME		0- 1		4- 0		5- 2			
2- 6		0- 0		0- 1		AWAY		0- 2		0- 1		2- 2			
1- 3		0- 0		0- 1		NEUTRAL		0- 0		0- 1		1- 1			
7- 9		0- 0		0- 2		NON-CONFERENCE		0- 2		3- 2		4- 3			
6- 2		0- 0		0- 0		HOME		0- 0		3- 0		3- 2			
0- 4		0- 0		0- 1		AWAY		0- 2		0- 1		0- 0			
1- 3		0- 0		0- 1		NEUTRAL		0- 0		0- 1		1- 1			
5- 3		0- 0		0- 0		CONFERENCE		0- 1		1- 0		4- 2			
3- 1		0- 0		0- 0		HOME		0- 1		1- 0		2- 0			
2- 2		0- 0		0- 0		AWAY		0- 0		0- 0		2- 2			
0- 0		0- 0		0- 0		NEUTRAL		0- 0		0- 0		0- 0			
RPI	S	Opponent	Score	RPI	S	Opponent	Score	RPI	S	Opponent	Score	RPI	S	Opponent	Score
28	N	Oregon	0 3	59	A	Western Ky.	1 3	110	A	Northern Ill.	1 3	114	H	Mississippi St.	3 0
42	A	Northwestern	1 3	89	A	Fresno St.	2 3	123	N	Boise St.	0 3	132	H	UAB	3 2
				99	H	Morehead St.	0 3	141	H	Southeast Mo. St.	3 1	147	H	Arkansas St.	3 1
								154	H	Miami (OH)	0 3	165	N	Bakersfield	0 3
								183	H	Eastern Ky.	3 0	207	H	Memphis	2 3
								227	A	Jacksonville St.	3 0	237	H	Evansville	3 1
								243	H	Gardner-Webb	3 2	256	N	Columbia	3 2
								258	A	SIU Edwardsville	1 3	262	A	Tennessee St.	2 3
								289	H	UT Martin	3 0	297	H	Chattanooga	3 0
								300	A	Tennessee Tech	3 0				
				LAST 10 GAMES											
289	H	UT Martin	3 0	262	A	Tennessee St.	2 3								
141	H	Southeast Mo. St.	3 1	183	H	Eastern Ky.	3 0								
300	A	Tennessee Tech	3 0	99	H	Morehead St.	0 3								
227	A	Jacksonville St.	3 0	147	H	Arkansas St.	3 1								
258	A	SIU Edwardsville	1 3	132	H	UAB	3 2								

Non-Div. I Games:

Belmont

Average RPI Win:		226	WON-LOST RECORD		WINNING PCT. RANK		LAST 10 GAMES		STRENGTH OF SCHEDULE		OPP. STRENGTH OF SCHEDULE		TEAM RPI		ADJ RPI		CONF. RPI		ADJ CONF. RPI	
DIV. I ONLY			10- 10		.5 173		6- 4		206		151		184		.48109 177		20		20	
DIV. I NON-CONF.			5- 9		.35714 244		1- 3		168		150		210		.45785 212		18		19	
TOTALS		RPI 1-25		RPI 26-50		W-L RECORDS		RPI 51-100		RPI 101-150		RPI 150+								
10- 10		0- 1		1- 1		OVERALL		0- 1		0- 4		9- 3								
4- 3		0- 0		1- 0		HOME		0- 1		0- 1		3- 1								
2- 5		0- 1		0- 1		AWAY		0- 0		0- 2		2- 1								
4- 2		0- 0		0- 0		NEUTRAL		0- 0		0- 1		4- 1								
5- 9		0- 1		0- 0		NON-CONFERENCE		0- 1		0- 4		5- 3								
1- 3		0- 0		0- 0		HOME		0- 1		0- 1		1- 1								
0- 4		0- 1		0- 0		AWAY		0- 0		0- 2		0- 1								
4- 2		0- 0		0- 0		NEUTRAL		0- 0		0- 1		4- 1								
5- 1		0- 0		1- 1		CONFERENCE		0- 0		0- 0		4- 0								
3- 0		0- 0		1- 0		HOME		0- 0		0- 0		2- 0								
2- 1		0- 0		0- 1		AWAY		0- 0		0- 0		2- 0								
0- 0		0- 0		0- 0		NEUTRAL		0- 0		0- 0		0- 0								
RPI	S	Opponent		Score		RPI	S	Opponent		Score		RPI	S	Opponent		Score				
24	A	North Carolina		0 3		50	A	VCU		0 3		100	H	Ole Miss		1 3				
						50	H	VCU		3 2										

Non-Div. I Games:

George Washington

Average RPI Win:	242	WON-LOST	WINNING	LAST 10	STRENGTH OF	OPP. STRENGTH	TEAM	ADJ	CONF.	ADJ CONF.	
Average RPI Loss:	115	RECORD	PCT. RANK	GAMES	SCHEDULE	OF SCHEDULE	RPI	RPI	RPI	RPI	
DIV. I ONLY	12- 10	.54545	145	7- 3	235	195	186	.48015	178	17	16
DIV. I NON-CONF.	8- 7	.53333	161	3- 0	254	193	196	.47253	194	17	17
<hr/>											
TOTALS	RPI 1-25	RPI 26-50		W-L RECORDS	RPI 51-100		RPI 101-150		RPI 150+		
12- 10	0- 0	0- 1		OVERALL	0- 5		0- 1		12- 3		
4- 3	0- 0	0- 0		HOME	0- 2		0- 1		4- 0		
6- 3	0- 0	0- 0		AWAY	0- 2		0- 0		6- 1		
2- 4	0- 0	0- 1		NEUTRAL	0- 1		0- 0		2- 2		
<hr/>											
8- 7	0- 0	0- 1		NON-CONFERENCE	0- 3		0- 1		8- 2		
2- 2	0- 0	0- 0		HOME	0- 1		0- 1		2- 0		
4- 1	0- 0	0- 0		AWAY	0- 1		0- 0		4- 0		
2- 4	0- 0	0- 1		NEUTRAL	0- 1		0- 0		2- 2		
<hr/>											
4- 3	0- 0	0- 0		CONFERENCE	0- 2		0- 0		4- 1		
2- 1	0- 0	0- 0		HOME	0- 1		0- 0		2- 0		
2- 2	0- 0	0- 0		AWAY	0- 1		0- 0		2- 1		
0- 0	0- 0	0- 0		NEUTRAL	0- 0		0- 0		0- 0		
<hr/>											
RPI S	Opponent	Score	RPI S	Opponent	Score	RPI S	Opponent	Score	RPI S	Opponent	Score
			44 N	Arizona St.	0 3	70 A	Bowling Green	0 3	138 H	Toledo	2 3
						76 H	Tulane	1 3	153 A	Green Bay	3 1
						77 H	Valparaiso	0 3	154 N	Miami (OH)	2 3
						91 A	Milwaukee	0 3	162 H	Cleveland St.	3 0
						96 N	Iowa	2 3	180 A	Saint Louis	3 1
									199 A	Oakland	1 3
									201 H	Kent St.	3 1
									204 N	Bradley	0 3
									215 A	Coastal Caro.	3 2
									245 H	Ill.-Chicago	3 0
									255 N	Akron	3 1
									272 N	Wofford	3 2
									296 A	Wright St.	3 0
									307 A	Saint Francis (PA)	3 0
									307 H	Saint Francis (PA)	3 1
									310 A	Robert Morris	3 1
<hr/>											
LAST 10 GAMES											
	91 A Milwaukee	0 3		199 A Oakland	1 3						
	153 A Green Bay	3 1		201 H Kent St.	3 1						
	245 H Ill.-Chicago	3 0		162 H Cleveland St.	3 0						
	77 H Valparaiso	0 3		310 A Robert Morris	3 1						
	296 A Wright St.	3 0		255 N Akron	3 1						

Non-Div. I Games:

Youngstown St.

Average RPI Win:		268	WON-LOST RECORD		WINNING PCT. RANK	LAST 10 GAMES		STRENGTH OF SCHEDULE		OPP. STRENGTH OF SCHEDULE	TEAM RPI	ADJ RPI	CONF. RPI	ADJ CONF. RPI			
Average RPI Loss:		95															
DIV. I ONLY			8- 12		.4 233	0- 10		113		185	183	.4799 179	6	6			
DIV. I NON-CONF.			8- 4		.66667 83	0- 2		260		297	166	.48586 174	7	7			
TOTALS		RPI 1-25		RPI 26-50		W-L RECORDS		RPI 51-100		RPI 101-150		RPI 150+					
8- 12		0- 1		0- 4		OVERALL		0- 3		0- 1		8- 3					
3- 5		0- 1		0- 3		HOME		0- 0		0- 0		3- 1					
1- 6		0- 0		0- 1		AWAY		0- 3		0- 1		1- 1					
4- 1		0- 0		0- 0		NEUTRAL		0- 0		0- 0		4- 1					
8- 4		0- 0		0- 0		NON-CONFERENCE		0- 1		0- 0		8- 3					
3- 1		0- 0		0- 0		HOME		0- 0		0- 0		3- 1					
1- 2		0- 0		0- 0		AWAY		0- 1		0- 0		1- 1					
4- 1		0- 0		0- 0		NEUTRAL		0- 0		0- 0		4- 1					
0- 8		0- 1		0- 4		CONFERENCE		0- 2		0- 1		0- 0					
0- 4		0- 1		0- 3		HOME		0- 0		0- 0		0- 0					
0- 4		0- 0		0- 1		AWAY		0- 2		0- 1		0- 0					
0- 0		0- 0		0- 0		NEUTRAL		0- 0		0- 0		0- 0					
RPI	S	Opponent		Score		RPI	S	Opponent		Score		RPI	S	Opponent		Score	
24	H	North Carolina		0 3		32	H	Florida St.		0 3		80	A	Northeastern		1 3	
						41	A	Virginia Tech		0 3		87	A	Virginia		2 3	
						42	H	North Carolina St.		0 3		97	A	Pittsburgh		0 3	
						48	H	Miami (FL)		2 3							
</																	

Non-Div. I Games:

Boston College

Average RPI Win:		231	WON-LOST RECORD		WINNING PCT. RANK		LAST 10 GAMES		STRENGTH OF SCHEDULE		OPP. STRENGTH OF SCHEDULE		TEAM RPI		ADJ RPI		CONF. RPI		ADJ CONF. RPI																							
DIV. I ONLY			8- 13		.38095 243		4- 6		144		121		194		.47922 180		20		20																							
DIV. I NON-CONF.			4- 10		.28571 267		0- 3		91		112		197		.47521 189		18		19																							
TOTALS		RPI 1-25		RPI 26-50		W-L RECORDS		RPI 51-100		RPI 101-150		RPI 150+																														
8- 13		0- 2		0- 2		OVERALL		1- 2		1- 5		6- 2																														
3- 6		0- 1		0- 0		HOME		0- 2		0- 1		3- 2																														
4- 5		0- 1		0- 1		AWAY		1- 0		1- 3		2- 0																														
1- 2		0- 0		0- 1		NEUTRAL		0- 0		0- 1		1- 0																														
4- 10		0- 2		0- 1		NON-CONFERENCE		1- 2		0- 3		3- 2																														
2- 5		0- 1		0- 0		HOME		0- 2		0- 0		2- 2																														
1- 3		0- 1		0- 0		AWAY		1- 0		0- 2		0- 0																														
1- 2		0- 0		0- 1		NEUTRAL		0- 0		0- 1		1- 0																														
4- 3		0- 0		0- 1		CONFERENCE		0- 0		1- 2		3- 0																														
1- 1		0- 0		0- 0		HOME		0- 0		0- 1		1- 0																														
3- 2		0- 0		0- 1		AWAY		0- 0		1- 1		2- 0																														
0- 0		0- 0		0- 0		NEUTRAL		0- 0		0- 0		0- 0																														
RPI	S	Opponent		Score		RPI	S	Opponent		Score		RPI	S	Opponent		Score																										
13	H	Nebraska		0	3	38	N	Kansas St.		1	3	72	H	UNI		2	3	112	A	Dayton	3 2																					
23	A	Arkansas		0	3	50	A	VCU		0	3	75	H	Auburn		0	3	131	A	Duquesne	0 3																					
												99 A Morehead St.						3 0	131 H Duquesne	1 3	133 N IUPUI	0 3	140 A Southern Ill.	0 3	141 A Southeast Mo. St.	2 3	154 H Miami (OH)	2 3	178 H Youngstown St.	1 3	204 H Bradley	3 0	266 A George Mason	3 1	268 N Montana St.	3 0	287 H Fordham	3 1	290 H La.-Monroe	3 1	323 A La Salle	3 0

Average RPI Win:	212	WON-LOST RECORD	WINNING PCT. RANK	LAST 10 GAMES	STRENGTH OF SCHEDULE	OPP. STRENGTH OF SCHEDULE	TEAM RPI	ADJ RPI	CONF. RPI	ADJ CONF. RPI	
Average RPI Loss:	86										
DIV. I ONLY	8- 12	.4	233	4- 6	130	103	177	.47886	181	6	6
DIV. I NON-CONF.	5- 7	.41667	209	1- 1	294	172	258	.41796	259	7	7
<hr/>											
TOTALS	RPI 1-25	RPI 26-50		W-L RECORDS	RPI 51-100		RPI 101-150		RPI 150+		
8- 12	0- 2	0- 5		OVERALL	2- 2		1- 0		5- 3		
4- 7	0- 1	0- 3		HOME	0- 1		0- 0		4- 2		
3- 3	0- 1	0- 2		AWAY	2- 0		1- 0		0- 0		
1- 2	0- 0	0- 0		NEUTRAL	0- 1		0- 0		1- 1		
<hr/>											
5- 7	0- 1	0- 1		NON-CONFERENCE	0- 2		0- 0		5- 3		
4- 3	0- 0	0- 0		HOME	0- 1		0- 0		4- 2		
0- 2	0- 1	0- 1		AWAY	0- 0		0- 0		0- 0		
1- 2	0- 0	0- 0		NEUTRAL	0- 1		0- 0		1- 1		
<hr/>											
3- 5	0- 1	0- 4		CONFERENCE	2- 0		1- 0		0- 0		
0- 4	0- 1	0- 3		HOME	0- 0		0- 0		0- 0		
3- 1	0- 0	0- 1		AWAY	2- 0		1- 0		0- 0		
0- 0	0- 0	0- 0		NEUTRAL	0- 0		0- 0		0- 0		
<hr/>											
RPI S	Opponent	Score		RPI S	Opponent	Score		RPI S	Opponent	Score	
2 A	Penn St.	0	3	32 H	Florida St.	1	3	51 H	Colorado	0	3
24 H	North Carolina	0	3	35 A	Purdue	0	3	57 N	Louisville	0	3
				41 A	Virginia Tech	1	3	87 A	Virginia	3	1
				42 H	North Carolina St.	1	3	97 A	Pittsburgh	3	1
				48 H	Miami (FL)	1	3				

Non-Div. I Games:

Syracuse

Average RPI Win:	201	WON-LOST	WINNING	LAST 10	STRENGTH OF	OPP. STRENGTH	TEAM	ADJ	CONF.	ADJ CONF.	
Average RPI Loss:	105	RECORD	PCT. RANK	GAMES	SCHEDULE	OF SCHEDULE	RPI	RPI	RPI	RPI	
DIV. I ONLY	7- 13	.35	258	2- 8	106	110	189	.47877	182	6	6
DIV. I NON-CONF.	6- 6	.5	165	1- 1	197	208	184	.47964	181	7	7
<hr/>											
TOTALS	RPI 1-25	RPI 26-50		W-L RECORDS		RPI 51-100		RPI 101-150		RPI 150+	
7- 13	0- 1	1- 1		OVERALL		0- 6		0- 3		6- 2	
4- 7	0- 1	1- 1		HOME		0- 3		0- 1		3- 1	
1- 4	0- 0	0- 0		AWAY		0- 3		0- 1		1- 0	
2- 2	0- 0	0- 0		NEUTRAL		0- 0		0- 1		2- 1	
6- 6	0- 0	0- 0		NON-CONFERENCE		0- 2		0- 2		6- 2	
3- 3	0- 0	0- 0		HOME		0- 1		0- 1		3- 1	
1- 1	0- 0	0- 0		AWAY		0- 1		0- 0		1- 0	
2- 2	0- 0	0- 0		NEUTRAL		0- 0		0- 1		2- 1	
1- 7	0- 1	1- 1		CONFERENCE		0- 4		0- 1		0- 0	
1- 4	0- 1	1- 1		HOME		0- 2		0- 0		0- 0	
0- 3	0- 0	0- 0		AWAY		0- 2		0- 1		0- 0	
0- 0	0- 0	0- 0		NEUTRAL		0- 0		0- 0		0- 0	
RPI	S	Opponent	Score	RPI	S	Opponent	Score	RPI	S	Opponent	Score
19	H	Duke	0 3	32	H	Florida St.	3 1	60	A	New Mexico	1 3
				48	H	Miami (FL)	1 3	74	H	Wake Forest	0 3
								84	H	Notre Dame	0 3
								88	H	Col. of Charleston	0 3
								95	A	Clemson	0 3
								97	A	Pittsburgh	0 3
								101	A	Maryland	2 3
								125	N	Idaho St.	0 3
								149	H	St. John's (NY)	1 3
								163	A	Tennessee	3 0
								172	H	Connecticut	3 0
								206	H	Troy	1 3
								215	N	Coastal Caro.	1 3
								221	H	Florida A&M	3 0
								227	N	Jacksonville St.	3 0
								293	N	UC Riverside	3 1
								297	H	Chattanooga	3 0
<hr/>											
LAST 10 GAMES											
74	H	Wake Forest	0 3	32	H	Florida St.	3 1	97	A	Pittsburgh	0 3
19	H	Duke	0 3	101	A	Maryland	2 3	215	N	Coastal Caro.	1 3
84	H	Notre Dame	0 3	227	N	Jacksonville St.	3 0				
95	A	Clemson	0 3								
48	H	Miami (FL)	1 3								

Non-Div. I Games:

Georgia Tech

Average RPI Win:		245	WON-LOST RECORD		WINNING PCT. RANK		LAST 10 GAMES		STRENGTH OF SCHEDULE		OPP. STRENGTH OF SCHEDULE		TEAM RPI		ADJ RPI		CONF. RPI		ADJ CONF. RPI				
Average RPI Loss:		121																					
DIV. I ONLY			11- 12		.47826 188		6- 4		180		164		185		.47643 183		24		26				
DIV. I NON-CONF.			7- 8		.46667 187		2- 0		157		137		159		.49678 157		25		24				
TOTALS		RPI 1-25		RPI 26-50		W-L RECORDS		RPI 51-100		RPI 101-150		RPI 150+											
11- 12		0- 2		0- 2		OVERALL		0- 1		0- 2		11- 5											
4- 1		0- 0		0- 0		HOME		0- 0		0- 0		4- 1											
4- 6		0- 2		0- 0		AWAY		0- 1		0- 0		4- 3											
3- 5		0- 0		0- 2		NEUTRAL		0- 0		0- 2		3- 1											
7- 8		0- 2		0- 2		NON-CONFERENCE		0- 0		0- 2		7- 2											
1- 0		0- 0		0- 0		HOME		0- 0		0- 0		1- 0											
3- 3		0- 2		0- 0		AWAY		0- 0		0- 0		3- 1											
3- 5		0- 0		0- 2		NEUTRAL		0- 0		0- 2		3- 1											
4- 4		0- 0		0- 0		CONFERENCE		0- 1		0- 0		4- 3											
3- 1		0- 0		0- 0		HOME		0- 0		0- 0		3- 1											
1- 3		0- 0		0- 0		AWAY		0- 1		0- 0		1- 2											
0- 0		0- 0		0- 0		NEUTRAL		0- 0		0- 0		0- 0											
RPI	S	Opponent		Score		RPI	S	Opponent		Score		RPI	S	Opponent		Score		RPI	S	Opponent		Score	
2	A	Penn St.		0	3	46	N	Yale		1	3	99	A	Morehead St.		0	3	140	N	Southern Ill.		1	3
17	A	Arizona		0	3	49	N	Butler		0	3							146	N	Utah Valley		1	3
														152 A Marshall				152	H	Marshall		3	1
														167 A Austin Peay				167	A	Austin Peay		0	3
														176 A Belmont				176	A	Belmont		0	3
														185 A Radford				185	A	Radford		3	2
														195 H Eastern Ill.				195	H	Eastern Ill.		3	0
														201 N Kent St.				201	N	Kent St.		2	3
														222 N Kennesaw St.				222	N	Kennesaw St.		3	2
														227 H Jacksonville St.				227	H	Jacksonville St.		3	1
														238 N Albany (NY)				238	N	Albany (NY)		3	2
														258 H SIU Edwardsville				258	H	SIU Edwardsville		2	3
														262 A Tennessee St.				262	A	Tennessee St.		3	0
														296 A Wright St.				296	A	Wright St.		3	1
														300 H Tennessee Tech				300	H	Tennessee Tech		3	0
														307 A Saint Francis (PA)				307	A	Saint Francis (PA)		3	1
														314 N N.C. A&T				314	N	N.C. A&T		3	0
						LAST 10 GAMES																	
						227	H	Jacksonville St.		3	1	167	A	Austin Peay		0	3						
						300	H	Tennessee Tech		3	0	99	A	Morehead St.		0	3						
						296	A	Wright St.		3	1	176	A	Belmont		0	3						
						195	H	Eastern Ill.		3	0	262	A	Tennessee St.		3	0						
						258	H	SIU Edwardsville		2	3	307	A	Saint Francis (PA)		3	1						

Non-Div. I Games:

Eastern Ky.

Average RPI Win: 263		WON-LOST RECORD		WINNING PCT. RANK		LAST 10 GAMES		STRENGTH OF SCHEDULE		OPP. STRENGTH OF SCHEDULE		TEAM RPI		ADJ RPI		CONF. RPI		ADJ CONF. RPI	
DIV. I ONLY		12- 10		.54545 145		4- 6		234		228		192		.47627 184		22		23	
DIV. I NON-CONF.		8- 5		.61538 111		0- 1		251		229		169		.48972 169		23		23	
TOTALS		RPI 1-25		RPI 26-50		W-L RECORDS		RPI 51-100		RPI 101-150		RPI 150+							
12- 10		0- 0		0- 0		OVERALL		0- 3		0- 4		12- 3							
5- 0		0- 0		0- 0		HOME		0- 0		0- 0		5- 0							
2- 8		0- 0		0- 0		AWAY		0- 2		0- 4		2- 2							
5- 2		0- 0		0- 0		NEUTRAL		0- 1		0- 0		5- 1							
8- 5		0- 0		0- 0		NON-CONFERENCE		0- 2		0- 2		8- 1							
1- 0		0- 0		0- 0		HOME		0- 0		0- 0		1- 0							
2- 3		0- 0		0- 0		AWAY		0- 1		0- 2		2- 0							
5- 2		0- 0		0- 0		NEUTRAL		0- 1		0- 0		5- 1							
4- 5		0- 0		0- 0		CONFERENCE		0- 1		0- 2		4- 2							
4- 0		0- 0		0- 0		HOME		0- 0		0- 0		4- 0							
0- 5		0- 0		0- 0		AWAY		0- 1		0- 2		0- 2							
0- 0		0- 0		0- 0		NEUTRAL		0- 0		0- 0		0- 0							
RPI	S	Opponent		Score	RPI	S	Opponent		Score	RPI	S	Opponent		Score					
							64	A Central Ark.	0 3			105	A Oral Roberts	2 3					
							68	A TCU	1 3			116	A North Texas	0 3					
							100	N Ole Miss	0 3			117	A Northwestern St.	1 3					
												121	A UCF	2 3					
												157	A A&M-Corpus Christi	1 3					
												177	N George Washington	2 3					
												189	N Houston	3 2					
												192	A Southern Miss.	3 0					
												206	N Troy	3 2					
												214	A Houston Baptist	2 3					
												219	N Elon	3 2					
												273	H McNeese St.	3 2					
												276	H Southeastern La.	3 0					
												279	H Louisiana Tech	3 2					
												286	H Nicholls St.	3 2					
												290	A La.-Monroe	3 0					
												302	H New Orleans	3 0					
												311	N Jackson St.	3 0					
												329	N Grambling	3 0					
LAST 10 GAMES																			
							214	A Houston Baptist	2 3			105	A Oral Roberts	2 3					
							157	A A&M-Corpus Christi	1 3			117	A Northwestern St.	1 3					
							273	H McNeese St.	3 2			116	A North Texas	0 3					
							286	H Nicholls St.	3 2			276	H Southeastern La.	3 0					
							64	A Central Ark.	0 3			302	H New Orleans	3 0					

Non-Div. I Games:

Stephen F. Austin

Average RPI Win: 263		WON-LOST RECORD		WINNING PCT. RANK		LAST 10 GAMES		STRENGTH OF SCHEDULE		OPP. STRENGTH OF SCHEDULE		TEAM RPI		ADJ RPI		CONF. RPI		ADJ CONF. RPI	
DIV. I ONLY		16- 8		.66667 69		7- 3		273		301		179		.47626 185		27		27	
DIV. I NON-CONF.		11- 6		.64706 97		2- 1		279		307		194		.47238 195		27		27	
TOTALS		RPI 1-25		RPI 26-50		W-L RECORDS		RPI 51-100		RPI 101-150		RPI 150+							
16- 8		0- 0		0- 0		OVERALL		0- 2		0- 1		16- 5							
9- 5		0- 0		0- 0		HOME		0- 2		0- 0		9- 3							
5- 1		0- 0		0- 0		AWAY		0- 0		0- 0		5- 1							
2- 2		0- 0		0- 0		NEUTRAL		0- 0		0- 1		2- 1							
11- 6		0- 0		0- 0		NON-CONFERENCE		0- 2		0- 1		11- 3							
6- 3		0- 0		0- 0		HOME		0- 2		0- 0		6- 1							
3- 1		0- 0		0- 0		AWAY		0- 0		0- 0		3- 1							
2- 2		0- 0		0- 0		NEUTRAL		0- 0		0- 1		2- 1							
5- 2		0- 0		0- 0		CONFERENCE		0- 0		0- 0		5- 2							
3- 2		0- 0		0- 0		HOME		0- 0		0- 0		3- 2							
2- 0		0- 0		0- 0		AWAY		0- 0		0- 0		2- 0							
0- 0		0- 0		0- 0		NEUTRAL		0- 0		0- 0		0- 0							
RPI S	Opponent	Score		RPI S	Opponent	Score		RPI S	Opponent	Score		RPI S	Opponent	Score					
								76 H	Tulane	1	3	124 N	DePaul	2	3				
								76 H	Tulane	1	3	151 N	Temple	1	3				
												165 H	Bakersfield	3	2				
												173 H	James Madison	3	1				
												183 H	Eastern Ky.	2	3				
												208 A	Campbell	3	2				
												211 H	Liberty	3	0				
												215 H	Coastal Caro.	2	3				
												216 A	High Point	3	2				
												219 A	Elon	2	3				
												222 H	Kennesaw St.	3	1				
												235 H	UNC Asheville	3	0				
												243 H	Gardner-Webb	2	3				
												266 A	George Mason	3	2				
												283 N	Princeton	3	0				
												301 H	Charleston So.	3	0				
												305 A	Citadel	3	0				
												314 H	N.C. A&T	3	0				
												322 N	South Carolina St.	3	0				
												325 A	N.C. Central	3	2				
												331 H	Savannah St.	3	0				
												331 H	Savannah St.	3	0				
LAST 10 GAMES																			
												235 H	UNC Asheville	3	0				
												325 A	N.C. Central	3	2				
												211 H	Liberty	3	0				
												331 H	Savannah St.	3	0				
												76 H	Tulane	1	3				

Non-Div. I Games:

Radford

Average RPI Win: 270		WON-LOST	WINNING	LAST 10	STRENGTH OF		OPP. STRENGTH	TEAM	ADJ	CONF.	ADJ CONF.
Average RPI Loss: 113		RECORD	PCT. RANK	GAMES	SCHEDULE		OF SCHEDULE	RPI	RPI	RPI	RPI
DIV. I ONLY		9- 12	.42857	220	3- 7		152	236	197	.47459	186
DIV. I NON-CONF.		8- 6	.57143	136	2- 1		209	273	170	.49233	164
TOTALS		RPI 1-25	RPI 26-50		W-L RECORDS		RPI 51-100		RPI 101-150		RPI 150+
9- 12	0- 0	0- 2		OVERALL		0- 2		1- 6		8- 2	
5- 4	0- 0	0- 1		HOME		0- 0		1- 2		4- 1	
2- 6	0- 0	0- 0		AWAY		0- 1		0- 4		2- 1	
2- 2	0- 0	0- 1		NEUTRAL		0- 1		0- 0		2- 0	
8- 6	0- 0	0- 1		NON-CONFERENCE		0- 1		1- 4		7- 0	
4- 1	0- 0	0- 0		HOME		0- 0		1- 1		3- 0	
2- 3	0- 0	0- 0		AWAY		0- 0		0- 3		2- 0	
2- 2	0- 0	0- 1		NEUTRAL		0- 1		0- 0		2- 0	
1- 6	0- 0	0- 1		CONFERENCE		0- 1		0- 2		1- 2	
1- 3	0- 0	0- 1		HOME		0- 0		0- 1		1- 1	
0- 3	0- 0	0- 0		AWAY		0- 1		0- 1		0- 1	
0- 0	0- 0	0- 0		NEUTRAL		0- 0		0- 0		0- 0	
RPI S	Opponent	Score	RPI S	Opponent	Score	RPI S	Opponent	Score	RPI S	Opponent	Score
			35 N	Purdue	0 3	73 A	UTSA	0 3	120 A	UTEP	1 3
			36 H	Tulsa	0 3	97 N	Pittsburgh	0 3	121 H	UCF	3 2
									129 A	South Fla.	0 3
									132 H	UAB	0 3
									134 A	FGCU	2 3
									137 A	Jacksonville	1 3
									137 H	Jacksonville	1 3
									152 H	Marshall	2 3
									168 A	FIU	0 3
									250 H	Stetson	3 0
									253 A	North Florida	3 2
									264 H	Charlotte	3 1
									276 H	Southeastern La.	3 0
									301 N	Charleston So.	3 0
									319 N	Mississippi Val.	3 0
									324 A	Bethune-Cookman	3 0
									324 H	Bethune-Cookman	3 0
LAST 10 GAMES											
			168 A	FIU	0 3	120 A	UTEP	1 3			
			132 H	UAB	0 3	250 H	Stetson	3 0			
			36 H	Tulsa	0 3	264 H	Charlotte	3 1			
			134 A	FGCU	2 3	152 H	Marshall	2 3			
			73 A	UTSA	0 3	121 H	UCF	3 2			

Non-Div. I Games:

Fla. Atlantic

Average RPI Win: 240		WON-LOST	WINNING	LAST 10	STRENGTH OF		OPP. STRENGTH	TEAM	ADJ	CONF.	ADJ CONF.									
Average RPI Loss: 142		RECORD	PCT. RANK	GAMES	SCHEDULE		OF SCHEDULE	RPI	RPI	RPI	RPI									
DIV. I ONLY		12- 10	.54545	145	223		198	180	.47456	187	21	22								
DIV. I NON-CONF.		9- 5	.64286	98	248		158	151	.5038	153	24	26								
<hr/>																				
TOTALS		RPI 1-25		RPI 26-50		W-L RECORDS		RPI 51-100		RPI 101-150		RPI 150+								
12- 10		0- 0		0- 1		OVERALL		0- 3		3- 1		9- 5								
8- 4		0- 0		0- 0		HOME		0- 1		3- 0		5- 3								
2- 4		0- 0		0- 1		AWAY		0- 1		0- 0		2- 2								
2- 2		0- 0		0- 0		NEUTRAL		0- 1		0- 1		2- 0								
9- 5		0- 0		0- 1		NON-CONFERENCE		0- 2		2- 1		7- 1								
6- 1		0- 0		0- 0		HOME		0- 0		2- 0		4- 1								
1- 2		0- 0		0- 1		AWAY		0- 1		0- 0		1- 0								
2- 2		0- 0		0- 0		NEUTRAL		0- 1		0- 1		2- 0								
3- 5		0- 0		0- 0		CONFERENCE		0- 1		1- 0		2- 4								
2- 3		0- 0		0- 0		HOME		0- 1		1- 0		1- 2								
1- 2		0- 0		0- 0		AWAY		0- 0		0- 0		1- 2								
0- 0		0- 0		0- 0		NEUTRAL		0- 0		0- 0		0- 0								
RPI	S	Opponent		Score		RPI	S	Opponent		Score		RPI	S	Opponent		Score				
						42	A	North Carolina St.		0	3	51	N	Colorado		2	3			
												81	H	Ga. Southern		2	3			
												86	A	Baylor		0	3			
															117	N	Northwestern St.		0	3
															122	H	Furman		3	0
															135	H	Denver		3	2
															150	H	Texas-Arlington		3	1
															156	A	Samford		2	3
															193	A	Western Caro.		1	3
															196	H	Davidson		1	3
															200	H	Sam Houston St.		3	0
															230	H	East Carolina		2	3
															234	N	Towson		3	0
															252	A	Presbyterian		3	2
															272	H	Wofford		0	3
															274	H	Loyola Maryland		3	0
															288	H	Norfolk St.		3	0
															297	A	Chattanooga		3	1
															303	N	Binghamton		3	0
															305	H	Citadel		3	0
															314	H	N.C. A&T		3	0
<hr/>																				
LAST 10 GAMES																				
						305	H	Citadel		3	0	297	A	Chattanooga		3	1			
						81	H	Ga. Southern		2	3	196	H	Davidson		1	3			
						272	H	Wofford		0	3	193	A	Western Caro.		1	3			
						122	H	Furman		3	0	150	H	Texas-Arlington		3	1			
						156	A	Samford		2	3	135	H	Denver		3	2			

Non-Div. I Games:

Appalachian St.

Average RPI Win: 263		WON-LOST	WINNING	LAST 10	STRENGTH OF		OPP. STRENGTH	TEAM	ADJ	CONF.	ADJ CONF.
Average RPI Loss: 135		RECORD	PCT. RANK	GAMES	SCHEDULE		OF SCHEDULE	RPI	RPI	RPI	RPI
DIV. I ONLY		11- 10	.52381	159	4- 6		194	243	181	.47451	188
DIV. I NON-CONF.		7- 6	.53846	156	0- 2		211	235	183	.47704	187
TOTALS		RPI 1-25	RPI 26-50		W-L RECORDS		RPI 51-100		RPI 101-150		RPI 150+
11- 10	0- 0	0- 1		OVERALL		1- 4		0- 0		10- 5	
5- 4	0- 0	0- 0		HOME		0- 2		0- 0		5- 2	
3- 5	0- 0	0- 1		AWAY		0- 2		0- 0		3- 2	
3- 1	0- 0	0- 0		NEUTRAL		1- 0		0- 0		2- 1	
7- 6	0- 0	0- 1		NON-CONFERENCE		1- 2		0- 0		6- 3	
3- 3	0- 0	0- 0		HOME		0- 1		0- 0		3- 2	
1- 2	0- 0	0- 1		AWAY		0- 1		0- 0		1- 0	
3- 1	0- 0	0- 0		NEUTRAL		1- 0		0- 0		2- 1	
4- 4	0- 0	0- 0		CONFERENCE		0- 2		0- 0		4- 2	
2- 1	0- 0	0- 0		HOME		0- 1		0- 0		2- 0	
2- 3	0- 0	0- 0		AWAY		0- 1		0- 0		2- 2	
0- 0	0- 0	0- 0		NEUTRAL		0- 0		0- 0		0- 0	
RPI S	Opponent	Score	RPI S	Opponent	Score	RPI S	Opponent	Score	RPI S	Opponent	Score
			30 A	Georgia	1 3	68 H	TCU	1 3	156 A	Samford	0 3
						74 A	Wake Forest	0 3	194 N	La.-Lafayette	0 3
						81 A	Ga. Southern	2 3	196 A	Davidson	2 3
						81 H	Ga. Southern	0 3	216 H	High Point	1 3
						93 N	East Tenn. St.	3 2	219 H	Elon	3 1
									230 N	East Carolina	3 0
									249 H	Murray St.	2 3
									253 N	North Florida	3 1
									266 H	George Mason	3 0
									291 H	Alabama St.	3 0
									297 A	Chattanooga	3 2
									305 A	Citadel	3 1
									305 H	Citadel	3 0
									314 A	N.C. A&T	3 0
									325 H	N.C. Central	3 0
LAST 10 GAMES											
			156 A	Samford	0 3	219 H	Elon	3 1			
			297 A	Chattanooga	3 2	81 A	Ga. Southern	2 3			
			305 H	Citadel	3 0	305 A	Citadel	3 1			
			81 H	Ga. Southern	0 3	216 H	High Point	1 3			
			196 A	Davidson	2 3	68 H	TCU	1 3			

Non-Div. I Games:

UNC Greensboro

Average RPI Win: 252		WON-LOST	WINNING	LAST 10	STRENGTH OF		OPP. STRENGTH	TEAM	ADJ	CONF.	ADJ CONF.
Average RPI Loss: 103		RECORD	PCT. RANK	GAMES	SCHEDULE		OF SCHEDULE	RPI	RPI	RPI	RPI
DIV. I ONLY		13- 10	.56522	131	6- 4		268	199	200	.47369	189
DIV. I NON-CONF.		8- 7	.53333	161	1- 1		290	220	226	.45184	219
TOTALS		RPI 1-25	RPI 26-50		W-L RECORDS		RPI 51-100		RPI 101-150		RPI 150+
13- 10	0- 0	0- 1		OVERALL		0- 4		1- 3		12- 2	
2- 5	0- 0	0- 1		HOME		0- 2		1- 2		1- 0	
6- 3	0- 0	0- 0		AWAY		0- 1		0- 1		6- 1	
5- 2	0- 0	0- 0		NEUTRAL		0- 1		0- 0		5- 1	
8- 7	0- 0	0- 1		NON-CONFERENCE		0- 3		0- 2		8- 1	
0- 3	0- 0	0- 1		HOME		0- 1		0- 1		0- 0	
3- 2	0- 0	0- 0		AWAY		0- 1		0- 1		3- 0	
5- 2	0- 0	0- 0		NEUTRAL		0- 1		0- 0		5- 1	
5- 3	0- 0	0- 0		CONFERENCE		0- 1		1- 1		4- 1	
2- 2	0- 0	0- 0		HOME		0- 1		1- 1		1- 0	
3- 1	0- 0	0- 0		AWAY		0- 0		0- 0		3- 1	
0- 0	0- 0	0- 0		NEUTRAL		0- 0		0- 0		0- 0	
RPI S	Opponent	Score	RPI S	Opponent	Score	RPI S	Opponent	Score	RPI S	Opponent	Score
			31 H	LSU	1 3	57 H	Louisville	0 3	111 A	Texas St.	0 3
						68 A	TCU	1 3	116 H	North Texas	0 3
						86 H	Baylor	2 3	121 H	UCF	3 0
						100 N	Ole Miss	0 3	129 H	South Fla.	1 3
									151 A	Temple	1 3
									172 A	Connecticut	3 2
									184 N	Stephen F. Austin	2 3
									194 A	La.-Lafayette	3 1
									207 A	Memphis	3 2
									240 A	Texas Southern	3 2
									251 H	Cincinnati	3 0
									254 N	Lamar	3 1
									267 A	Rutgers	3 0
									286 N	Nicholls St.	3 0
									312 A	Prairie View	3 1
									315 N	Quinnipiac	3 0
									329 N	Grambling	3 0
									332 N	Alcorn	3 0
LAST 10 GAMES											
			129 H	South Fla.	1 3	57 H	Louisville	0 3			
			121 H	UCF	3 0	251 H	Cincinnati	3 0			
			312 A	Prairie View	3 1	172 A	Connecticut	3 2			
			207 A	Memphis	3 2	267 A	Rutgers	3 0			
			151 A	Temple	1 3	86 H	Baylor	2 3			

Non-Div. I Games:

Houston

Average RPI Win: 279		WON-LOST	WINNING	LAST 10	STRENGTH OF		OPP. STRENGTH	TEAM	ADJ	CONF.	ADJ CONF.				
Average RPI Loss: 132		RECORD	PCT. RANK	GAMES	SCHEDULE		OF SCHEDULE	RPI	RPI	RPI	RPI				
DIV. I ONLY		13- 8	.61905	99	8- 2		272	262	193	.47338	190	32	32		
DIV. I NON-CONF.		5- 8	.38462	230	1- 2		189	185	216	.45334	217	32	31		
<hr/>															
TOTALS		RPI 1-25		RPI 26-50		W-L RECORDS		RPI 51-100		RPI 101-150		RPI 150+			
13- 8		0- 0		0- 1		OVERALL		0- 2		0- 2		13- 3			
6- 0		0- 0		0- 0		HOME		0- 0		0- 0		6- 0			
3- 5		0- 0		0- 1		AWAY		0- 1		0- 2		3- 1			
4- 3		0- 0		0- 0		NEUTRAL		0- 1		0- 0		4- 2			
5- 8		0- 0		0- 1		NON-CONFERENCE		0- 2		0- 2		5- 3			
1- 0		0- 0		0- 0		HOME		0- 0		0- 0		1- 0			
0- 5		0- 0		0- 1		AWAY		0- 1		0- 2		0- 1			
4- 3		0- 0		0- 0		NEUTRAL		0- 1		0- 0		4- 2			
8- 0		0- 0		0- 0		CONFERENCE		0- 0		0- 0		8- 0			
5- 0		0- 0		0- 0		HOME		0- 0		0- 0		5- 0			
3- 0		0- 0		0- 0		AWAY		0- 0		0- 0		3- 0			
0- 0		0- 0		0- 0		NEUTRAL		0- 0		0- 0		0- 0			
RPI	S	Opponent	Score	RPI	S	Opponent	Score	RPI	S	Opponent	Score	RPI	S	Opponent	Score
				50	A	VCU	0 3	67	N	West Virginia	2 3	120	A	UTEP	1 3
								99	A	Morehead St.	1 3	143	A	New Mexico St.	1 3
												179	A	Boston College	1 3
												191	N	Fairfield	0 3
												208	N	Campbell	1 3
												223	H	William & Mary	3 2
												237	N	Evansville	3 2
												242	A	Howard	3 0
												249	N	Murray St.	3 1
												269	H	Morgan St.	3 0
												277	N	South Dakota St.	3 0
												284	H	Coppin St.	3 0
												288	A	Norfolk St.	3 1
												288	H	Norfolk St.	3 0
												306	N	Bryant	3 1
												308	H	UMES	3 0
												325	A	N.C. Central	3 0
												327	H	Delaware St.	3 2
				LAST 10 GAMES											
				288	H	Norfolk St.	3 0	50	A	VCU	0 3				
				327	H	Delaware St.	3 2	269	H	Morgan St.	3 0				
				308	H	UMES	3 0	288	A	Norfolk St.	3 1				
				242	A	Howard	3 0	223	H	William & Mary	3 2				
				284	H	Coppin St.	3 0	120	A	UTEP	1 3				

Non-Div. I Games:

Hampton

Average RPI Win: 267		WON-LOST RECORD		WINNING PCT. RANK		LAST 10 GAMES		STRENGTH OF SCHEDULE		OPP. STRENGTH OF SCHEDULE		TEAM RPI		ADJ RPI		CONF. RPI		ADJ CONF. RPI					
DIV. I ONLY		10- 11		.47619 194		7- 3		146		249		178		.47319 191		28		28					
DIV. I NON-CONF.		2- 8		.2 284		0- 0		44		115		191		.47545 188		29		29					
TOTALS		RPI 1-25		RPI 26-50		W-L RECORDS		RPI 51-100		RPI 101-150		RPI 150+											
10- 11		0- 2		0- 0		OVERALL		0- 3		0- 1		10- 5											
5- 2		0- 1		0- 0		HOME		0- 0		0- 0		5- 1											
3- 5		0- 1		0- 0		AWAY		0- 0		0- 1		3- 3											
2- 4		0- 0		0- 0		NEUTRAL		0- 3		0- 0		2- 1											
2- 8		0- 2		0- 0		NON-CONFERENCE		0- 3		0- 1		2- 2											
0- 1		0- 1		0- 0		HOME		0- 0		0- 0		0- 0											
0- 3		0- 1		0- 0		AWAY		0- 0		0- 1		0- 1											
2- 4		0- 0		0- 0		NEUTRAL		0- 3		0- 0		2- 1											
8- 3		0- 0		0- 0		CONFERENCE		0- 0		0- 0		8- 3											
5- 1		0- 0		0- 0		HOME		0- 0		0- 0		5- 1											
3- 2		0- 0		0- 0		AWAY		0- 0		0- 0		3- 2											
0- 0		0- 0		0- 0		NEUTRAL		0- 0		0- 0		0- 0											
RPI	S	Opponent		Score		RPI	S	Opponent		Score		RPI	S	Opponent		Score							
7	H	Missouri		0	3			54	N	Colgate		1	3	115	A	LIU Brooklyn		1	3				
22	A	Utah		1	3			72	N	UNI		0	3	179	A	Boston College		1	3				
								82	N	Utah St.		2	3	190	N	Hampton		3	0				
														217	A	Marist		3	1				
														217	H	Marist		3	2				
														218	A	Siena		3	2				
														218	H	Siena		2	3				
														225	N	Cornell		0	3				
														244	A	Manhattan		0	3				
														247	A	Iona		1	3				
														278	H	Rider		3	2				
														282	H	Canisius		3	1				
														306	N	Bryant		3	0				
														315	A	Quinnipiac		3	1				
														316	H	Niagara		3	1				
														328	H	Saint Peter's		3	0				
LAST 10 GAMES																							
218 A Siena						3 2						278 H Rider						3 2					
217 A Marist						3 1						328 H Saint Peter's						3 0					
316 H Niagara						3 1						247 A Iona						1 3					
282 H Canisius						3 1						244 A Manhattan						0 3					
217 H Marist						3 2						218 H Siena						2 3					

Non-Div. I Games:

Fairfield

Average RPI Win: 243		WON-LOST	WINNING	LAST 10	STRENGTH OF		OPP. STRENGTH	TEAM	ADJ	CONF.	ADJ CONF.
Average RPI Loss: 132		RECORD	PCT. RANK	GAMES	SCHEDULE		OF SCHEDULE	RPI	RPI	RPI	RPI
DIV. I ONLY		12- 10	.54545	145	3- 7		244	188	190	.47289	192
DIV. I NON-CONF.		9- 6	.6	118	0- 3		301	213	207	.45816	210
TOTALS		RPI 1-25	RPI 26-50		W-L RECORDS		RPI 51-100		RPI 101-150		RPI 150+
12- 10	0- 0	0- 1		OVERALL		0- 3		2- 3		10- 3	
6- 3	0- 0	0- 0		HOME		0- 1		1- 1		5- 1	
2- 4	0- 0	0- 0		AWAY		0- 2		0- 2		2- 0	
4- 3	0- 0	0- 1		NEUTRAL		0- 0		1- 0		3- 2	
9- 6	0- 0	0- 1		NON-CONFERENCE		0- 1		1- 1		8- 3	
4- 1	0- 0	0- 0		HOME		0- 0		0- 0		4- 1	
1- 2	0- 0	0- 0		AWAY		0- 1		0- 1		1- 0	
4- 3	0- 0	0- 1		NEUTRAL		0- 0		1- 0		3- 2	
3- 4	0- 0	0- 0		CONFERENCE		0- 2		1- 2		2- 0	
2- 2	0- 0	0- 0		HOME		0- 1		1- 1		1- 0	
1- 2	0- 0	0- 0		AWAY		0- 1		0- 1		1- 0	
0- 0	0- 0	0- 0		NEUTRAL		0- 0		0- 0		0- 0	
RPI S	Opponent	Score	RPI S	Opponent	Score	RPI S	Opponent	Score	RPI S	Opponent	Score
			30 N	Georgia	0 3	73 H	UTSA	1 3	116 H	North Texas	2 3
						76 A	Tulane	1 3	117 A	Northwestern St.	1 3
						100 A	Ole Miss	0 3	120 H	UTEP	3 0
									127 N	Villanova	3 0
									132 A	UAB	2 3
									161 H	Rice	3 2
									184 H	Stephen F. Austin	0 3
									194 N	La.-Lafayette	2 3
									206 H	Troy	3 0
									263 N	Tex.-Pan American	3 0
									273 A	McNeese St.	3 1
									276 H	Southeastern La.	3 0
									279 A	Louisiana Tech	3 0
									290 N	La.-Monroe	3 0
									297 N	Chattanooga	2 3
									302 H	New Orleans	3 0
									311 H	Jackson St.	3 0
									312 N	Prairie View	3 0
LAST 10 GAMES											
			279 A	Louisiana Tech	3 0	116 H	North Texas	2 3			
			76 A	Tulane	1 3	132 A	UAB	2 3			
			120 H	UTEP	3 0	194 N	La.-Lafayette	2 3			
			73 H	UTSA	1 3	297 N	Chattanooga	2 3			
			161 H	Rice	3 2	100 A	Ole Miss	0 3			

Non-Div. I Games:

Southern Miss.

Average RPI Win: 258		WON-LOST RECORD		WINNING PCT. RANK		LAST 10 GAMES		STRENGTH OF SCHEDULE		OPP. STRENGTH OF SCHEDULE		TEAM RPI		ADJ RPI		CONF. RPI		ADJ CONF. RPI	
DIV. I ONLY		15- 7		.68182 67		7- 3		302		250		188		.47121 193		21		22	
DIV. I NON-CONF.		10- 4		.71429 70		2- 0		320		261		209		.45727 213		24		26	
TOTALS		RPI 1-25		RPI 26-50		W-L RECORDS		RPI 51-100		RPI 101-150		RPI 150+							
15- 7		0- 0		0- 0		OVERALL		0- 1		0- 2		15- 4							
6- 4		0- 0		0- 0		HOME		0- 1		0- 1		6- 2							
3- 3		0- 0		0- 0		AWAY		0- 0		0- 1		3- 2							
6- 0		0- 0		0- 0		NEUTRAL		0- 0		0- 0		6- 0							
10- 4		0- 0		0- 0		NON-CONFERENCE		0- 0		0- 1		10- 3							
3- 1		0- 0		0- 0		HOME		0- 0		0- 0		3- 1							
1- 3		0- 0		0- 0		AWAY		0- 0		0- 1		1- 2							
6- 0		0- 0		0- 0		NEUTRAL		0- 0		0- 0		6- 0							
5- 3		0- 0		0- 0		CONFERENCE		0- 1		0- 1		5- 1							
3- 3		0- 0		0- 0		HOME		0- 1		0- 1		3- 1							
2- 0		0- 0		0- 0		AWAY		0- 0		0- 0		2- 0							
0- 0		0- 0		0- 0		NEUTRAL		0- 0		0- 0		0- 0							
RPI	S	Opponent	Score	RPI	S	Opponent	Score	RPI	S	Opponent	Score	RPI	S	Opponent	Score				
								81	H	Ga. Southern	0 3	113	A	South Carolina	0 3				
												122	H	Furman	1 3				
												156	A	Samford	3 2				
												164	A	UNC Wilmington	1 3				
												179	H	Boston College	3 1				
												187	H	Appalachian St.	3 1				
												196	H	Davidson	3 2				
												207	A	Memphis	3 2				
												235	H	UNC Asheville	0 3				
												243	A	Gardner-Webb	1 3				
												252	N	Presbyterian	3 0				
												272	H	Wofford	2 3				
												276	N	Southeastern La.	3 0				
												280	N	Alabama A&M	3 0				
												296	H	Wright St.	3 0				
												297	A	Chattanooga	3 0				
												305	H	Citadel	3 0				
												309	N	Mercer	3 0				
												310	N	Robert Morris	3 0				
												313	H	USC Upstate	3 1				
												314	N	N.C. A&T	3 0				
LAST 10 GAMES																			
						81	H	Ga. Southern	0 3			156	A	Samford	3 2				
						305	H	Citadel	3 0			196	H	Davidson	3 2				
						122	H	Furman	1 3			187	H	Appalachian St.	3 1				
						272	H	Wofford	2 3			310	N	Robert Morris	3 0				
						297	A	Chattanooga	3 0			252	N	Presbyterian	3 0				

Non-Div. I Games:

Western Caro.

Average RPI Win: 240		WON-LOST	WINNING	LAST 10	STRENGTH OF		OPP. STRENGTH	TEAM	ADJ	CONF.	ADJ CONF.				
Average RPI Loss: 153		RECORD	PCT. RANK	GAMES	SCHEDULE		OF SCHEDULE	RPI	RPI	RPI	RPI				
DIV. I ONLY		15- 8	.65217	79	293		233	191	.46952	194	15	15			
DIV. I NON-CONF.		10- 4	.71429	70	316		274	206	.46278	205	16	16			
TOTALS		RPI 1-25	RPI 26-50		W-L RECORDS		RPI 51-100		RPI 101-150		RPI 150+				
15- 8	0- 0	0- 1		OVERALL		1- 1		2- 2		12- 4					
5- 2	0- 0	0- 0		HOME		1- 0		0- 0		4- 2					
4- 6	0- 0	0- 1		AWAY		0- 1		2- 2		2- 2					
6- 0	0- 0	0- 0		NEUTRAL		0- 0		0- 0		6- 0					
10- 4	0- 0	0- 1		NON-CONFERENCE		0- 1		0- 0		10- 2					
2- 1	0- 0	0- 0		HOME		0- 0		0- 0		2- 1					
2- 3	0- 0	0- 1		AWAY		0- 1		0- 0		2- 1					
6- 0	0- 0	0- 0		NEUTRAL		0- 0		0- 0		6- 0					
5- 4	0- 0	0- 0		CONFERENCE		1- 0		2- 2		2- 2					
3- 1	0- 0	0- 0		HOME		1- 0		0- 0		2- 1					
2- 3	0- 0	0- 0		AWAY		0- 0		2- 2		0- 1					
0- 0	0- 0	0- 0		NEUTRAL		0- 0		0- 0		0- 0					
RPI S	Opponent	Score		RPI S	Opponent	Score		RPI S	Opponent	Score					
				30 A	Georgia	0	3	59 H	Western Ky.	3	2	109 A	UALR	3	1
				100 A	Ole Miss	1	3	111 A	Texas St.	0	3				
				147 A	Arkansas St.	3	0								
				150 A	Texas-Arlington	0	3								
				188 N	UNC Greensboro	3	0								
				189 H	Houston	1	3								
				192 N	Southern Miss.	3	2								
				206 A	Troy	0	3								
				214 A	Houston Baptist	0	3								
				226 H	South Ala.	1	3								
				253 N	North Florida	3	0								
				259 H	Georgia St.	3	2								
				263 N	Tex.-Pan American	3	1								
				285 N	Neb. Omaha	3	0								
				286 H	Nicholls St.	3	1								
				290 H	La.-Monroe	3	0								
				297 N	Chattanooga	3	1								
				311 A	Jackson St.	3	0								
				332 A	Alcorn	3	0								
				332 H	Alcorn	3	0								
				LAST 10 GAMES											
				109 A	UALR	3	1	206 A	Troy	0	3				
				259 H	Georgia St.	3	2	290 H	La.-Monroe	3	0				
				59 H	Western Ky.	3	2	150 A	Texas-Arlington	0	3				
226 H	South Ala.	1	3	111 A	Texas St.	0	3								
147 A	Arkansas St.	3	0	100 A	Ole Miss	1	3								

Non-Div. I Games:

La.-Lafayette

Average RPI Win: 256		WON-LOST	WINNING	LAST 10	STRENGTH OF		OPP. STRENGTH	TEAM	ADJ	CONF.	ADJ CONF.						
Average RPI Loss: 134		RECORD	PCT. RANK	GAMES	SCHEDULE		OF SCHEDULE	RPI	RPI	RPI	RPI						
DIV. I ONLY		11- 10	.52381	159	6- 4		238	213	198	.46889	195	24	26				
DIV. I NON-CONF.		6- 7	.46154	190	1- 1		250	196	221	.45298	218	25	24				

TOTALS		RPI 1-25		RPI 26-50		W-L RECORDS		RPI 51-100		RPI 101-150		RPI 150+					
11- 10		0- 0		0- 0		OVERALL		0- 3		0- 4		11- 3					
4- 0		0- 0		0- 0		HOME		0- 0		0- 0		4- 0					
2- 6		0- 0		0- 0		AWAY		0- 1		0- 3		2- 2					
5- 4		0- 0		0- 0		NEUTRAL		0- 2		0- 1		5- 1					
6- 7		0- 0		0- 0		NON-CONFERENCE		0- 2		0- 3		6- 2					
0- 0		0- 0		0- 0		HOME		0- 0		0- 0		0- 0					
1- 3		0- 0		0- 0		AWAY		0- 0		0- 2		1- 1					
5- 4		0- 0		0- 0		NEUTRAL		0- 2		0- 1		5- 1					
5- 3		0- 0		0- 0		CONFERENCE		0- 1		0- 1		5- 1					
4- 0		0- 0		0- 0		HOME		0- 0		0- 0		4- 0					
1- 3		0- 0		0- 0		AWAY		0- 1		0- 1		1- 1					
0- 0		0- 0		0- 0		NEUTRAL		0- 0		0- 0		0- 0					
RPI	S	Opponent	Score	RPI	S	Opponent	Score	RPI	S	Opponent	Score	RPI	S	Opponent	Score		
								67	N	West Virginia	1	3	124	N	DePaul	1	3
								74	N	Wake Forest	0	3	138	A	Toledo	2	3
								99	A	Morehead St.	2	3	141	A	Southeast Mo. St.	2	3
													144	A	UMKC	0	3
													167	H	Austin Peay	3	2
													170	N	Loyola Chicago	2	3
													183	A	Eastern Ky.	0	3
													201	A	Kent St.	1	3
													217	N	Marist	3	0
													245	N	Ill.-Chicago	3	0
													249	H	Murray St.	3	1
													252	N	Presbyterian	3	1
													258	H	SIU Edwardsville	3	1
													262	H	Tennessee St.	3	1
													277	N	South Dakota St.	3	1
													289	A	UT Martin	3	0
													294	A	Drake	3	0
													303	N	Binghamton	3	1

LAST 10 GAMES																	

Non-Div. I Games:

Eastern Ill.

Average RPI Win: 248		WON-LOST	WINNING	LAST 10	STRENGTH OF		OPP. STRENGTH	TEAM	ADJ	CONF.	ADJ CONF.						
Average RPI Loss: 179		RECORD	PCT. RANK	GAMES	SCHEDULE		OF SCHEDULE	RPI	RPI	RPI	RPI						
DIV. I ONLY		12- 10	.54545	145	4- 6		203	284	187	.46754	196	21	22				
DIV. I NON-CONF.		9- 5	.64286	98	1- 1		216	299	155	.49538	159	24	26				
<hr/>																	
TOTALS		RPI 1-25		RPI 26-50		W-L RECORDS		RPI 51-100		RPI 101-150		RPI 150+					
12- 10		0- 0		0- 0		OVERALL		0- 1		0- 3		12- 6					
6- 2		0- 0		0- 0		HOME		0- 0		0- 0		6- 2					
3- 5		0- 0		0- 0		AWAY		0- 0		0- 2		3- 3					
3- 3		0- 0		0- 0		NEUTRAL		0- 1		0- 1		3- 1					
9- 5		0- 0		0- 0		NON-CONFERENCE		0- 1		0- 2		9- 2					
4- 0		0- 0		0- 0		HOME		0- 0		0- 0		4- 0					
2- 2		0- 0		0- 0		AWAY		0- 0		0- 1		2- 1					
3- 3		0- 0		0- 0		NEUTRAL		0- 1		0- 1		3- 1					
3- 5		0- 0		0- 0		CONFERENCE		0- 0		0- 1		3- 4					
2- 2		0- 0		0- 0		HOME		0- 0		0- 0		2- 2					
1- 3		0- 0		0- 0		AWAY		0- 0		0- 1		1- 2					
0- 0		0- 0		0- 0		NEUTRAL		0- 0		0- 0		0- 0					
RPI	S	Opponent	Score	RPI	S	Opponent	Score	RPI	S	Opponent	Score	RPI	S	Opponent	Score		
								83	N	Buffalo	1	3	121	N	UCF	1	3
													122	A	Furman	0	3
													128	A	SMU	1	3
													156	H	Samford	1	3
													165	H	Bakersfield	3	2
													187	A	Appalachian St.	3	1
													188	H	UNC Greensboro	3	2
													193	A	Western Caro.	2	3
													200	N	Sam Houston St.	3	1
													216	A	High Point	3	0
													219	H	Elon	0	3
													243	A	Gardner-Webb	0	3
													249	N	Murray St.	2	3
													259	A	Georgia St.	3	1
													261	H	Winthrop	3	2
													264	H	Charlotte	3	2
													272	A	Wofford	1	3
													297	H	Chattanooga	3	1
													301	H	Charleston So.	3	0
													314	N	N.C. A&T	3	0
													329	N	Grambling	3	0
<hr/>																	
LAST 10 GAMES																	

Non-Div. I Games:

Davidson

Average RPI Win:		216	WON-LOST RECORD		WINNING PCT. RANK		LAST 10 GAMES		STRENGTH OF SCHEDULE		OPP. STRENGTH OF SCHEDULE		TEAM RPI		ADJ RPI		CONF. RPI		ADJ CONF. RPI				
Average RPI Loss:		89																					
DIV. I ONLY			7- 12		.36842	250	2- 7		120		89		182		.46745		197		3				
DIV. I NON-CONF.			6- 6		.5	165	1- 1		296		190		241		.42769		247		3				
TOTALS		RPI 1-25		RPI 26-50		W-L RECORDS		RPI 51-100		RPI 101-150		RPI 150+											
7- 12		0- 3		0- 2		OVERALL		1- 3		1- 1		5- 3											
1- 5		0- 1		0- 1		HOME		0- 1		0- 1		1- 1											
3- 4		0- 2		0- 1		AWAY		1- 1		1- 0		1- 0											
3- 3		0- 0		0- 0		NEUTRAL		0- 1		0- 0		3- 2											
6- 6		0- 0		0- 0		NON-CONFERENCE		0- 2		1- 1		5- 3											
1- 2		0- 0		0- 0		HOME		0- 0		0- 1		1- 1											
2- 1		0- 0		0- 0		AWAY		0- 1		1- 0		1- 0											
3- 3		0- 0		0- 0		NEUTRAL		0- 1		0- 0		3- 2											
1- 6		0- 3		0- 2		CONFERENCE		1- 1		0- 0		0- 0											
0- 3		0- 1		0- 1		HOME		0- 1		0- 0		0- 0											
1- 3		0- 2		0- 1		AWAY		1- 0		0- 0		0- 0											
0- 0		0- 0		0- 0		NEUTRAL		0- 0		0- 0		0- 0											
RPI	S	Opponent		Score		RPI	S	Opponent		Score		RPI	S	Opponent		Score							
1	A	Texas		0 3		38	A	Kansas St.		0 3		52	A	Washington St.		0 3		111	A	Texas St.	3 2		
10	H	Kansas		0 3		40	H	Iowa St.		0 3		67	H	West Virginia		1 3		142	H	Cal St. Fullerton		0 3	
15	A	Oklahoma		1 3								68	A	TCU		3 2		203	N	Seattle		0 3	
												69	N	South Dakota		1 3		212	N	Eastern Wash.		1 3	
																		213	H	Montana		0 3	
																		213	N	Montana		3 1	
																		260	H	Nevada		3 0	
																		271	N	Grand Canyon		3 1	
																		293	N	UC Riverside		3 0	
																		299	A	Weber St.		3 1	
						LAST 10 GAMES																	
						38	A	Kansas St.		0 3		40	H	Iowa St.		0 3							
						10	H	Kansas		0 3		15	A	Oklahoma		1 3							
						68	A	TCU		3 2		111	A	Texas St.		3 2							
						1	A	Texas		0 3		142	H	Cal St. Fullerton		0 3							
						67	H	West Virginia		1 3		260	H	Nevada		3 0							

Non-Div. I Games: Abilene Christian 1 3 Incarnate Word 2 3 Abilene Christian 3 0

Texas Tech

Average RPI Win: 231		WON-LOST	WINNING	LAST 10	STRENGTH OF		OPP. STRENGTH	TEAM	ADJ	CONF.	ADJ CONF.
Average RPI Loss: 118		RECORD	PCT. RANK	GAMES	SCHEDULE		OF SCHEDULE	RPI	RPI	RPI	RPI
DIV. I ONLY		9- 11	.45	208	5- 5		195	175	202	.46684	198
DIV. I NON-CONF.		6- 6	.5	165	2- 0		265	228	222	.45149	220
TOTALS		RPI 1-25	RPI 26-50		W-L RECORDS		RPI 51-100		RPI 101-150		RPI 150+
9- 11	0- 0	0- 1		OVERALL		0- 4		3- 3		6- 3	
1- 2	0- 0	0- 1		HOME		0- 0		1- 0		0- 1	
3- 7	0- 0	0- 0		AWAY		0- 2		1- 3		2- 2	
5- 2	0- 0	0- 0		NEUTRAL		0- 2		1- 0		4- 0	
6- 6	0- 0	0- 0		NON-CONFERENCE		0- 3		1- 1		5- 2	
0- 0	0- 0	0- 0		HOME		0- 0		0- 0		0- 0	
1- 4	0- 0	0- 0		AWAY		0- 1		0- 1		1- 2	
5- 2	0- 0	0- 0		NEUTRAL		0- 2		1- 0		4- 0	
3- 5	0- 0	0- 1		CONFERENCE		0- 1		2- 2		1- 1	
1- 2	0- 0	0- 1		HOME		0- 0		1- 0		0- 1	
2- 3	0- 0	0- 0		AWAY		0- 1		1- 2		1- 0	
0- 0	0- 0	0- 0		NEUTRAL		0- 0		0- 0		0- 0	
RPI S	Opponent	Score	RPI S	Opponent	Score	RPI S	Opponent	Score	RPI S	Opponent	Score
			47 H	Ball St.	0 3	56 N	Xavier	0 3	103 A	Western Mich.	1 3
						70 A	Bowling Green	1 3	110 A	Northern Ill.	1 3
						81 A	Ga. Southern	0 3	127 N	Villanova	3 2
						94 N	Oregon St.	0 3	131 A	Duquesne	1 3
									138 H	Toledo	3 0
									139 A	Eastern Mich.	3 0
									154 A	Miami (OH)	3 1
									199 A	Oakland	1 3
									201 H	Kent St.	0 3
									202 A	Hofstra	1 3
									283 N	Princeton	3 0
									301 N	Charleston So.	3 0
									310 A	Robert Morris	3 2
									311 N	Jackson St.	3 0
									313 N	USC Upstate	3 0
LAST 10 GAMES											
			70 A	Bowling Green	1 3	103 A	Western Mich.	1 3			
			154 A	Miami (OH)	3 1	47 H	Ball St.	0 3			
			201 H	Kent St.	0 3	138 H	Toledo	3 0			
			139 A	Eastern Mich.	3 0	301 N	Charleston So.	3 0			
			110 A	Northern Ill.	1 3	311 N	Jackson St.	3 0			

Non-Div. I Games:

Central Mich.

Average RPI Win:	216	WON-LOST RECORD	WINNING PCT. RANK	LAST 10 GAMES	STRENGTH OF SCHEDULE	OPP. STRENGTH OF SCHEDULE	TEAM RPI	ADJ RPI	CONF. RPI	ADJ CONF. RPI	
DIV. I ONLY	9- 13	.40909	229	3- 7	204	119	215	.46631	199	17	16
DIV. I NON-CONF.	6- 9	.4	218	0- 3	227	96	214	.4616	207	17	17
<hr/>											
TOTALS	RPI 1-25	RPI 26-50		W-L RECORDS		RPI 51-100		RPI 101-150		RPI 150+	
9- 13	0- 0	0- 0		OVERALL		0- 7		1- 3		8- 3	
2- 4	0- 0	0- 0		HOME		0- 2		0- 1		2- 1	
3- 6	0- 0	0- 0		AWAY		0- 3		0- 2		3- 1	
4- 3	0- 0	0- 0		NEUTRAL		0- 2		1- 0		3- 1	
<hr/>											
6- 9	0- 0	0- 0		NON-CONFERENCE		0- 5		1- 3		5- 1	
1- 3	0- 0	0- 0		HOME		0- 2		0- 1		1- 0	
1- 3	0- 0	0- 0		AWAY		0- 1		0- 2		1- 0	
4- 3	0- 0	0- 0		NEUTRAL		0- 2		1- 0		3- 1	
<hr/>											
3- 4	0- 0	0- 0		CONFERENCE		0- 2		0- 0		3- 2	
1- 1	0- 0	0- 0		HOME		0- 0		0- 0		1- 1	
2- 3	0- 0	0- 0		AWAY		0- 2		0- 0		2- 1	
0- 0	0- 0	0- 0		NEUTRAL		0- 0		0- 0		0- 0	
<hr/>											
RPI	S	Opponent	Score	RPI	S	Opponent	Score	RPI	S	Opponent	Score
				51 N Colorado 0 3				110 A Northern Ill. 0 3			
				70 H Bowling Green 0 3				127 H Villanova 1 3			
				75 N Auburn 0 3				139 A Eastern Mich. 0 3			
				77 A Valparaiso 1 3				148 N IPFW 3 1			
				84 A Notre Dame 1 3				153 A Green Bay 2 3			
				91 A Milwaukee 1 3				162 H Cleveland St. 2 3			
				94 H Oregon St. 0 3				170 N Loyola Chicago 3 1			
								178 H Youngstown St. 3 1			
								181 A Syracuse 3 1			
								198 H Central Mich. 3 1			
								236 N Western Ill. 2 3			
								245 A Ill.-Chicago 3 0			
								265 N Stony Brook 3 0			
								267 N Rutgers 3 1			
								296 A Wright St. 3 0			
<hr/>											
				LAST 10 GAMES							
				245 A Ill.-Chicago 3 0				178 H Youngstown St. 3 1			
				77 A Valparaiso 1 3				153 A Green Bay 2 3			
				70 H Bowling Green 0 3				91 A Milwaukee 1 3			
				296 A Wright St. 3 0				110 A Northern Ill. 0 3			
				162 H Cleveland St. 2 3				236 N Western Ill. 2 3			

Non-Div. I Games:

Oakland

Average RPI Win:	266	WON-LOST RECORD	WINNING PCT. RANK	LAST 10 GAMES	STRENGTH OF SCHEDULE	OPP. STRENGTH OF SCHEDULE	TEAM RPI	ADJ RPI	CONF. RPI	ADJ CONF. RPI			
DIV. I ONLY		11- 6	.64706	87	7- 1	295	253	195	.46437	200	22	23	
DIV. I NON-CONF.		3- 6	.33333	248	0- 1	259	255	275	.40147	273	23	23	
<hr/>													
TOTALS	RPI 1-25	RPI 26-50		W-L RECORDS		RPI 51-100		RPI 101-150		RPI 150+			
11- 6	0- 0	0- 0		OVERALL		0- 1		0- 2		11- 3			
6- 2	0- 0	0- 0		HOME		0- 1		0- 1		6- 0			
3- 2	0- 0	0- 0		AWAY		0- 0		0- 1		3- 1			
2- 2	0- 0	0- 0		NEUTRAL		0- 0		0- 0		2- 2			
<hr/>													
3- 6	0- 0	0- 0		NON-CONFERENCE		0- 1		0- 2		3- 3			
1- 2	0- 0	0- 0		HOME		0- 1		0- 1		1- 0			
0- 2	0- 0	0- 0		AWAY		0- 0		0- 1		0- 1			
2- 2	0- 0	0- 0		NEUTRAL		0- 0		0- 0		2- 2			
<hr/>													
8- 0	0- 0	0- 0		CONFERENCE		0- 0		0- 0		8- 0			
5- 0	0- 0	0- 0		HOME		0- 0		0- 0		5- 0			
3- 0	0- 0	0- 0		AWAY		0- 0		0- 0		3- 0			
0- 0	0- 0	0- 0		NEUTRAL		0- 0		0- 0		0- 0			
<hr/>													
RPI	S	Opponent	Score	RPI	S	Opponent	Score	RPI	S	Opponent	Score		
						52 H	Washington St.	0	3	111 H	Texas St.	0	3
										128 A	SMU	0	3
										157 H	A&M-Corpus Christi	3	0
										187 A	Appalachian St.	0	3
										196 N	Davidson	1	3
										214 H	Houston Baptist	3	0
										254 A	Lamar	3	1
										254 H	Lamar	3	0
										273 A	McNeese St.	3	0
										274 N	Loyola Maryland	3	1
										276 H	Southeastern La.	3	1
										286 A	Nicholls St.	3	0
										288 N	Norfolk St.	1	3
										302 H	New Orleans	3	0
										311 H	Jackson St.	3	0
										329 N	Grambling	3	0
<hr/>													
LAST 10 GAMES													
						276 H	Southeastern La.	3	1	273 A	McNeese St.	3	0
						302 H	New Orleans	3	0	286 A	Nicholls St.	3	0
						254 A	Lamar	3	1	52 H	Washington St.	0	3
						214 H	Houston Baptist	3	0	311 H	Jackson St.	3	0
						157 H	A&M-Corpus Christi	3	0	254 H	Lamar	3	0

Non-Div. I Games: Abilene Christian 3 2 Incarnate Word 2 3

Sam Houston St.

Average RPI Win: 203		WON-LOST	WINNING	LAST 10	STRENGTH OF		OPP. STRENGTH	TEAM	ADJ	CONF.	ADJ CONF.				
Average RPI Loss: 150		RECORD	PCT. RANK	GAMES	SCHEDULE		OF SCHEDULE	RPI	RPI	RPI	RPI				
DIV. I ONLY		10- 11	.47619	194	5- 5		215	163	196	.46413	201	9	9		
DIV. I NON-CONF.		6- 7	.46154	190	1- 1		303	199	251	.41904	257	10	10		
<hr/>															
TOTALS		RPI 1-25		RPI 26-50		W-L RECORDS		RPI 51-100		RPI 101-150		RPI 150+			
10- 11		0- 0		1- 1		OVERALL		0- 2		1- 3		8- 5			
5- 3		0- 0		1- 1		HOME		0- 1		0- 1		4- 0			
2- 5		0- 0		0- 0		AWAY		0- 1		0- 2		2- 2			
3- 3		0- 0		0- 0		NEUTRAL		0- 0		1- 0		2- 3			
6- 7		0- 0		0- 0		NON-CONFERENCE		0- 0		1- 2		5- 5			
3- 0		0- 0		0- 0		HOME		0- 0		0- 0		3- 0			
0- 4		0- 0		0- 0		AWAY		0- 0		0- 2		0- 2			
3- 3		0- 0		0- 0		NEUTRAL		0- 0		1- 0		2- 3			
4- 4		0- 0		1- 1		CONFERENCE		0- 2		0- 1		3- 0			
2- 3		0- 0		1- 1		HOME		0- 1		0- 1		1- 0			
2- 1		0- 0		0- 0		AWAY		0- 1		0- 0		2- 0			
0- 0		0- 0		0- 0		NEUTRAL		0- 0		0- 0		0- 0			
RPI	S	Opponent	Score	RPI	S	Opponent	Score	RPI	S	Opponent	Score	RPI	S	Opponent	Score
				45	H	Ohio	3 1	70	H	Bowling Green	1 3	108	A	Indiana	1 3
				47	H	Ball St.	1 3	83	A	Buffalo	1 3	138	H	Toledo	1 3
												140	N	Southern Ill.	3 0
												142	A	Cal St. Fullerton	0 3
												152	A	Marshall	2 3
												154	H	Miami (OH)	3 0
												178	A	Youngstown St.	1 3
												183	N	Eastern Ky.	3 2
												195	H	Eastern Ill.	3 1
												198	A	Central Mich.	3 0
												223	N	William & Mary	2 3
												243	N	Gardner-Webb	1 3
												245	H	Ill.-Chicago	3 1
												255	A	Akron	3 2
												267	N	Rutgers	0 3
												303	H	Binghamton	3 0
												310	N	Robert Morris	3 0
<hr/>															
LAST 10 GAMES															
				138	H	Toledo	1 3	70	H	Bowling Green	1 3				
				47	H	Ball St.	1 3	178	A	Youngstown St.	1 3				
				198	A	Central Mich.	3 0	83	A	Buffalo	1 3				
				45	H	Ohio	3 1	255	A	Akron	3 2				
				154	H	Miami (OH)	3 0	195	H	Eastern Ill.	3 1				

Non-Div. I Games:

Kent St.

Average RPI Win: 248		WON-LOST RECORD		WINNING PCT. RANK		LAST 10 GAMES		STRENGTH OF SCHEDULE		OPP. STRENGTH OF SCHEDULE		TEAM RPI		ADJ RPI		CONF. RPI		ADJ CONF. RPI	
Average RPI Loss: 165																			
DIV. I ONLY		13- 9		.59091 118		6- 4		265		267		201		.46341 202		13		14	
DIV. I NON-CONF.		9- 6		.6 118		2- 1		305		300		235		.43689 239		14		14	
TOTALS		RPI 1-25		RPI 26-50		W-L RECORDS		RPI 51-100		RPI 101-150		RPI 150+							
13- 9		0- 0		0- 0		OVERALL		0- 3		0- 1		13- 5							
9- 2		0- 0		0- 0		HOME		0- 1		0- 0		9- 1							
3- 5		0- 0		0- 0		AWAY		0- 2		0- 1		3- 2							
1- 2		0- 0		0- 0		NEUTRAL		0- 0		0- 0		1- 2							
9- 6		0- 0		0- 0		NON-CONFERENCE		0- 1		0- 1		9- 4							
7- 0		0- 0		0- 0		HOME		0- 0		0- 0		7- 0							
1- 4		0- 0		0- 0		AWAY		0- 1		0- 1		1- 2							
1- 2		0- 0		0- 0		NEUTRAL		0- 0		0- 0		1- 2							
4- 3		0- 0		0- 0		CONFERENCE		0- 2		0- 0		4- 1							
2- 2		0- 0		0- 0		HOME		0- 1		0- 0		2- 1							
2- 1		0- 0		0- 0		AWAY		0- 1		0- 0		2- 0							
0- 0		0- 0		0- 0		NEUTRAL		0- 0		0- 0		0- 0							
RPI	S	Opponent		Score	RPI	S	Opponent		Score	RPI	S	Opponent		Score	RPI	S	Opponent		Score

Non-Div. I Games:

Hofstra

Average RPI Win:	232	WON-LOST RECORD	WINNING PCT. RANK	LAST 10 GAMES	STRENGTH OF SCHEDULE	OPP. STRENGTH OF SCHEDULE	TEAM RPI	ADJ RPI	CONF. RPI	ADJ CONF. RPI														
Average RPI Loss:	112																							
DIV. I ONLY		10- 14	.41667	227	8- 2	187	145	212	.46226	203	25	24												
DIV. I NON-CONF.		3- 12	.2	284	1- 0	170	86	256	.42615	250	22	22												
<hr/>																								
TOTALS		RPI 1-25	RPI 26-50		W-L RECORDS		RPI 51-100		RPI 101-150		RPI 150+													
10- 14		0- 1	0- 2		OVERALL		0- 3		2- 5		8- 3													
5- 2		0- 0	0- 0		HOME		0- 0		2- 0		3- 2													
2- 9		0- 1	0- 1		AWAY		0- 2		0- 4		2- 1													
3- 3		0- 0	0- 1		NEUTRAL		0- 1		0- 1		3- 0													
3- 12		0- 1	0- 2		NON-CONFERENCE		0- 3		0- 4		3- 2													
0- 1		0- 0	0- 0		HOME		0- 0		0- 0		0- 1													
0- 8		0- 1	0- 1		AWAY		0- 2		0- 3		0- 1													
3- 3		0- 0	0- 1		NEUTRAL		0- 1		0- 1		3- 0													
7- 2		0- 0	0- 0		CONFERENCE		0- 0		2- 1		5- 1													
5- 1		0- 0	0- 0		HOME		0- 0		2- 0		3- 1													
2- 1		0- 0	0- 0		AWAY		0- 0		0- 1		2- 0													
0- 0		0- 0	0- 0		NEUTRAL		0- 0		0- 0		0- 0													
RPI	S	Opponent	Score		RPI	S	Opponent	Score		RPI	S	Opponent	Score											
6	A	Washington	0	3	28	A	Oregon	0	3	52	A	Washington St.	0	3										
					44	N	Arizona St.	0	3	55	A	Cal St. Northridge	0	3										
										88	N	Col. of Charleston	1	3										
												102	A	Long Beach St.	0	3								
												104	N	UNLV	0	3								
												130	A	Loyola Marymount	0	3								
												136	A	Gonzaga	0	3								
												143	A	New Mexico St.	1	3								
												144	H	UMKC	3	0								
												146	H	Utah Valley	3	2								
												155	H	Idaho	3	1								
												165	H	Bakersfield	1	3								
												197	N	Texas Tech	3	0								
												212	H	Eastern Wash.	0	3								
												260	N	Nevada	3	0								
												263	A	Tex.-Pan American	3	1								
												271	A	Grand Canyon	3	1								
												271	H	Grand Canyon	3	1								
												293	N	UC Riverside	3	0								
												299	A	Weber St.	0	3								
												321	H	Chicago St.	3	1								
					LAST 10 GAMES																			
					144 H UMKC					263 A Tex.-Pan American					3					1				
					321 H Chicago St.					271 A Grand Canyon					3					1				
					271 H Grand Canyon					146 H Utah Valley					3					2				
					155 H Idaho					165 H Bakersfield					1					3				
					143 A New Mexico St.					260 N Nevada					3					0				

Non-Div. I Games:

Seattle

Average RPI Win: 245		WON-LOST RECORD		WINNING PCT. RANK		LAST 10 GAMES		STRENGTH OF SCHEDULE		OPP. STRENGTH OF SCHEDULE		TEAM RPI		ADJ RPI		CONF. RPI		ADJ CONF. RPI	
DIV. I ONLY		10- 8		.55556 132		4- 6		271		196		204		.46195 204		12		12	
DIV. I NON-CONF.		6- 3		.66667 83		0- 1		323		256		230		.44433 227		12		12	
TOTALS		RPI 1-25		RPI 26-50		W-L RECORDS		RPI 51-100		RPI 101-150		RPI 150+							
10- 8		0- 0		0- 1		OVERALL		0- 3		1- 0		9- 4							
5- 3		0- 0		0- 0		HOME		0- 2		0- 0		5- 1							
2- 4		0- 0		0- 1		AWAY		0- 1		1- 0		1- 2							
3- 1		0- 0		0- 0		NEUTRAL		0- 0		0- 0		3- 1							
6- 3		0- 0		0- 0		NON-CONFERENCE		0- 0		0- 0		6- 3							
2- 1		0- 0		0- 0		HOME		0- 0		0- 0		2- 1							
1- 1		0- 0		0- 0		AWAY		0- 0		0- 0		1- 1							
3- 1		0- 0		0- 0		NEUTRAL		0- 0		0- 0		3- 1							
4- 5		0- 0		0- 1		CONFERENCE		0- 3		1- 0		3- 1							
3- 2		0- 0		0- 0		HOME		0- 2		0- 0		3- 0							
1- 3		0- 0		0- 1		AWAY		0- 1		1- 0		0- 1							
0- 0		0- 0		0- 0		NEUTRAL		0- 0		0- 0		0- 0							
RPI S	Opponent	Score		RPI S	Opponent	Score		RPI S	Opponent	Score		RPI S	Opponent	Score					
				39 A	Wichita St.	0	3	62 H	Illinois St.	0	3	140 A	Southern Ill.	3	2				
								66 A	Missouri St.	0	3	154 N	Miami (OH)	2	3				
								72 H	UNI	0	3	170 H	Loyola Chicago	3	0				
												178 N	Youngstown St.	3	0				
												180 A	Saint Louis	0	3				
												236 H	Western Ill.	3	1				
												237 A	Evansville	1	3				
												258 N	SIU Edwardsville	3	2				
												275 H	Indiana St.	3	2				
												285 A	Neb. Omaha	3	1				
												289 H	UT Martin	1	3				
												294 H	Drake	3	0				
												304 N	Southern Utah	3	0				
												308 H	UMES	3	0				
LAST 10 GAMES																			
				66 A	Missouri St.	0	3	275 H	Indiana St.	3	2								
				39 A	Wichita St.	0	3	237 A	Evansville	1	3								
				170 H	Loyola Chicago	3	0	140 A	Southern Ill.	3	2								
				72 H	UNI	0	3	294 H	Drake	3	0								
				62 H	Illinois St.	0	3	154 N	Miami (OH)	2	3								

Non-Div. I Games:

Bradley

Average RPI Win: 247		WON-LOST RECORD		WINNING PCT. RANK		LAST 10 GAMES		STRENGTH OF SCHEDULE		OPP. STRENGTH OF SCHEDULE		TEAM RPI		ADJ RPI		CONF. RPI		ADJ CONF. RPI	
DIV. I ONLY		10- 12		.45455 203		5- 5		200		197		205		.46194 205		20		20	
DIV. I NON-CONF.		7- 8		.46667 187		2- 1		162		203		178		.47952 182		18		19	
TOTALS		RPI 1-25		RPI 26-50		W-L RECORDS		RPI 51-100		RPI 101-150		RPI 150+							
10- 12		0- 1		0- 0		OVERALL		0- 4		2- 3		8- 4							
5- 3		0- 0		0- 0		HOME		0- 1		2- 1		3- 1							
2- 5		0- 0		0- 0		AWAY		0- 1		0- 2		2- 2							
3- 4		0- 1		0- 0		NEUTRAL		0- 2		0- 0		3- 1							
7- 8		0- 1		0- 0		NON-CONFERENCE		0- 4		1- 0		6- 3							
4- 1		0- 0		0- 0		HOME		0- 1		1- 0		3- 0							
0- 3		0- 0		0- 0		AWAY		0- 1		0- 0		0- 2							
3- 4		0- 1		0- 0		NEUTRAL		0- 2		0- 0		3- 1							
3- 4		0- 0		0- 0		CONFERENCE		0- 0		1- 3		2- 1							
1- 2		0- 0		0- 0		HOME		0- 0		1- 1		0- 1							
2- 2		0- 0		0- 0		AWAY		0- 0		0- 2		2- 0							
0- 0		0- 0		0- 0		NEUTRAL		0- 0		0- 0		0- 0							
RPI	S	Opponent		Score		RPI	S	Opponent		Score		RPI	S	Opponent		Score			
12	N	Minnesota		0 3								77	A	Valparaiso		0 3			
												79	N	Army		0 3			
												80	H	Northeastern		1 3			
												96	N	Iowa		0 3			
												112	A	Dayton		0 3			
												112	H	Dayton		3 2			
												120	H	UTEP		3 0			
												131	A	Duquesne		1 3			
												131	H	Duquesne		1 3			
												171	A	Lehigh		0 3			
												172	N	Connecticut		2 3			
												177	H	George Washington		2 3			
												224	H	Brown		3 2			
												228	A	Dartmouth		1 3			
												231	N	New Hampshire		3 0			
												231	N	New Hampshire		3 2			
												287	A	Fordham		3 0			
												292	H	Hartford		3 2			
												323	A	La Salle		3 0			
												326	H	UMass Lowell		3 0			
												328	N	Saint Peter's		3 0			
						LAST 10 GAMES													
						112 A Dayton 0 3						131 H Duquesne 1 3							
						131 A Duquesne 1 3						224 H Brown 3 2							
						112 H Dayton 3 2						323 A La Salle 3 0							
						80 H Northeastern 1 3						287 A Fordham 3 0							
						177 H George Washington 2 3						231 N New Hampshire 3 0							

Non-Div. I Games:

Rhode Island

Average RPI Win: 238		WON-LOST RECORD	WINNING PCT. RANK		LAST 10 GAMES		STRENGTH OF SCHEDULE		OPP. STRENGTH OF SCHEDULE		TEAM RPI		ADJ RPI		CONF. RPI		ADJ CONF. RPI					
Average RPI Loss: 129																						
DIV. I ONLY		9- 14	.3913	240	4- 6		160		203		214		.45997		206	15		15				
DIV. I NON-CONF.		5- 9	.35714	244	0- 1		178		207		223		.44865		223	16		16				
TOTALS		RPI 1-25		RPI 26-50		W-L RECORDS		RPI 51-100		RPI 101-150		RPI 150+										
9- 14		0- 0		0- 1		OVERALL		1- 3		0- 5		8- 5										
5- 2		0- 0		0- 0		HOME		1- 1		0- 1		4- 0										
2- 6		0- 0		0- 0		AWAY		0- 2		0- 3		2- 1										
2- 6		0- 0		0- 1		NEUTRAL		0- 0		0- 1		2- 4										
5- 9		0- 0		0- 1		NON-CONFERENCE		1- 2		0- 1		4- 5										
2- 0		0- 0		0- 0		HOME		1- 0		0- 0		1- 0										
1- 3		0- 0		0- 0		AWAY		0- 2		0- 0		1- 1										
2- 6		0- 0		0- 1		NEUTRAL		0- 0		0- 1		2- 4										
4- 5		0- 0		0- 0		CONFERENCE		0- 1		0- 4		4- 0										
3- 2		0- 0		0- 0		HOME		0- 1		0- 1		3- 0										
1- 3		0- 0		0- 0		AWAY		0- 0		0- 3		1- 0										
0- 0		0- 0		0- 0		NEUTRAL		0- 0		0- 0		0- 0										
RPI	S	Opponent		Score		RPI	S	Opponent		Score		RPI	S	Opponent		Score						
						37	N	Alabama		1	3	59	H	Western Ky.		0	3	109	H	UALR	2	3
												75	A	Auburn		1	3	111	A	Texas St.	1	3
												81	H	Ga. Southern		3	0	147	A	Arkansas St.	2	3
												95	A	Clemson		1	3	149	N	St. John's (NY)	0	3
																		150	A	Texas-Arlington	2	3
																		153	N	Green Bay	1	3
																		172	N	Connecticut	2	3
																		175	N	Delaware	2	3
																		182	A	Georgia Tech	3	1
																		184	N	Stephen F. Austin	2	3
																		192	A	Southern Miss.	0	3
																		194	H	La.-Lafayette	3	0
																		226	A	South Ala.	3	0
																		259	H	Georgia St.	3	1
																		290	H	La.-Monroe	3	0
																		291	H	Alabama St.	3	0
																		309	N	Mercer	3	2
																		311	N	Jackson St.	3	0
LAST 10 GAMES																						
						150	A	Texas-Arlington		2	3	194	H	La.-Lafayette		3	0					
						111	A	Texas St.		1	3	226	A	South Ala.		3	0					
						290	H	La.-Monroe		3	0	147	A	Arkansas St.		2	3					
						259	H	Georgia St.		3	1	59	H	Western Ky.		0	3					
						109	H	UALR		2	3	95	A	Clemson		1	3					

Non-Div. I Games:

Troy

Average RPI Win: 226		WON-LOST	WINNING	LAST 10	STRENGTH OF		OPP. STRENGTH	TEAM	ADJ	CONF.	ADJ CONF.			
Average RPI Loss: 163		RECORD	PCT. RANK	GAMES	SCHEDULE		OF SCHEDULE	RPI	RPI	RPI	RPI			
DIV. I ONLY		11- 10	.52381	159	5- 5		257	193	203	.4596	207	14	13	
DIV. I NON-CONF.		8- 6	.57143	136	2- 1		256	211	188	.46977	198	13	13	
<hr/>														
TOTALS		RPI 1-25		RPI 26-50		W-L RECORDS		RPI 51-100		RPI 101-150		RPI 150+		
11- 10		0- 0		0- 0		OVERALL		1- 1		0- 3		10- 6		
6- 6		0- 0		0- 0		HOME		0- 0		0- 3		6- 3		
2- 3		0- 0		0- 0		AWAY		0- 1		0- 0		2- 2		
3- 1		0- 0		0- 0		NEUTRAL		1- 0		0- 0		2- 1		
8- 6		0- 0		0- 0		NON-CONFERENCE		1- 0		0- 2		7- 4		
4- 4		0- 0		0- 0		HOME		0- 0		0- 2		4- 2		
1- 1		0- 0		0- 0		AWAY		0- 0		0- 0		1- 1		
3- 1		0- 0		0- 0		NEUTRAL		1- 0		0- 0		2- 1		
3- 4		0- 0		0- 0		CONFERENCE		0- 1		0- 1		3- 2		
2- 2		0- 0		0- 0		HOME		0- 0		0- 1		2- 1		
1- 2		0- 0		0- 0		AWAY		0- 1		0- 0		1- 1		
0- 0		0- 0		0- 0		NEUTRAL		0- 0		0- 0		0- 0		
RPI	S	Opponent		Score	RPI	S	Opponent		Score	RPI	S	Opponent		Score
							57 A Louisville		1 3			109 H UALR		0 3
							77 N Valparaiso		3 0			128 H SMU		1 3
												147 H Arkansas St.		1 3
												151 A Temple		0 3
												154 N Miami (OH)		1 3
												167 H Austin Peay		3 1
												172 H Connecticut		3 2
												176 A Belmont		3 2
												189 H Houston		2 3
												193 H Western Caro.		2 3
												237 A Evansville		2 3
												243 N Gardner-Webb		3 0
												251 A Cincinnati		3 2
												258 N SIU Edwardsville		3 1
												262 H Tennessee St.		2 3
												267 H Rutgers		3 1
												276 H Southeastern La.		3 0
												280 H Alabama A&M		3 0
												323 H La Salle		3 0
<hr/>														
LAST 10 GAMES														
							172 H Connecticut		3 2			151 A Temple		0 3
							267 H Rutgers		3 1			251 A Cincinnati		3 2
							262 H Tennessee St.		2 3			57 A Louisville		1 3
							189 H Houston		2 3			167 H Austin Peay		3 1
							128 H SMU		1 3			323 H La Salle		3 0

Non-Div. I Games:

Memphis

Average RPI Win:	245	WON-LOST	WINNING	LAST 10	STRENGTH OF	OPP. STRENGTH	TEAM	ADJ	CONF.	ADJ CONF.							
Average RPI Loss:	165	RECORD	PCT. RANK	GAMES	SCHEDULE	OF SCHEDULE	RPI	RPI	RPI	RPI							
DIV. I ONLY	12- 11	.52174	169	4- 6	224	240	199	.45885	208	27	27						
DIV. I NON-CONF.	9- 7	.5625	146	1- 2	199	225	157	.49201	165	27	27						
<hr/>																	
TOTALS	RPI 1-25	RPI 26-50		W-L RECORDS	RPI 51-100		RPI 101-150		RPI 150+								
12- 11	0- 0	0- 0		OVERALL	0- 3		0- 0		12- 8								
6- 3	0- 0	0- 0		HOME	0- 0		0- 0		6- 3								
4- 4	0- 0	0- 0		AWAY	0- 1		0- 0		4- 3								
2- 4	0- 0	0- 0		NEUTRAL	0- 2		0- 0		2- 2								
<hr/>																	
9- 7	0- 0	0- 0		NON-CONFERENCE	0- 3		0- 0		9- 4								
5- 0	0- 0	0- 0		HOME	0- 0		0- 0		5- 0								
2- 3	0- 0	0- 0		AWAY	0- 1		0- 0		2- 2								
2- 4	0- 0	0- 0		NEUTRAL	0- 2		0- 0		2- 2								
<hr/>																	
3- 4	0- 0	0- 0		CONFERENCE	0- 0		0- 0		3- 4								
1- 3	0- 0	0- 0		HOME	0- 0		0- 0		1- 3								
2- 1	0- 0	0- 0		AWAY	0- 0		0- 0		2- 1								
0- 0	0- 0	0- 0		NEUTRAL	0- 0		0- 0		0- 0								
<hr/>																	
RPI	S	Opponent	Score	RPI	S	Opponent	Score	RPI	S	Opponent	Score						
								67	N	West Virginia	0	3					
								74	N	Wake Forest	1	3					
								99	A	Morehead St.	1	3					
												160	N	Northern Ariz.	0	3	
												162	N	Cleveland St.	1	3	
												164	H	UNC Wilmington	3	2	
												169	H	Georgetown	3	2	
												173	A	James Madison	1	3	
												185	H	Radford	2	3	
												190	N	Hampton	3	1	
211	H	Liberty	1	3													
215	A	Coastal Caro.	2	3													
216	A	High Point	3	2													
219	A	Elon	0	3													
223	A	William & Mary	3	2													
230	H	East Carolina	3	1													
252	H	Presbyterian	2	3													
261	H	Winthrop	3	2													
270	N	San Jose St.	3	2													
275	H	Indiana St.	3	2													
301	A	Charleston So.	3	0													
314	A	N.C. A&T	3	0													
325	H	N.C. Central	3	0													
								LAST 10 GAMES									
								261	H	Winthrop	3	2	301	A	Charleston So.	3	0
								252	H	Presbyterian	2	3	216	A	High Point	3	2
								185	H	Radford	2	3	314	A	N.C. A&T	3	0
								211	H	Liberty	1	3	173	A	James Madison	1	3
								215	A	Coastal Caro.	2	3	74	N	Wake Forest	1	3

Non-Div. I Games:

Campbell

Average RPI Win:	286	WON-LOST	WINNING	LAST 10	STRENGTH OF	OPP. STRENGTH	TEAM	ADJ	CONF.	ADJ CONF.	
Average RPI Loss:	176	RECORD	PCT. RANK	GAMES	SCHEDULE	OF SCHEDULE	RPI	RPI	RPI	RPI	
DIV. I ONLY	14- 7	.66667	69	8- 2	312	304	213	.45819	209	30	30
DIV. I NON-CONF.	9- 5	.64286	98	3- 0	262	281	176	.48137	180	30	30
<hr/>											
TOTALS	RPI 1-25	RPI 26-50		W-L RECORDS	RPI 51-100		RPI 101-150		RPI 150+		
14- 7	0- 0	0- 0		OVERALL	0- 1		0- 3		14- 3		
7- 0	0- 0	0- 0		HOME	0- 0		0- 0		7- 0		
2- 5	0- 0	0- 0		AWAY	0- 1		0- 1		2- 3		
5- 2	0- 0	0- 0		NEUTRAL	0- 0		0- 2		5- 0		
<hr/>											
9- 5	0- 0	0- 0		NON-CONFERENCE	0- 1		0- 2		9- 2		
3- 0	0- 0	0- 0		HOME	0- 0		0- 0		3- 0		
1- 3	0- 0	0- 0		AWAY	0- 1		0- 0		1- 2		
5- 2	0- 0	0- 0		NEUTRAL	0- 0		0- 2		5- 0		
<hr/>											
5- 2	0- 0	0- 0		CONFERENCE	0- 0		0- 1		5- 1		
4- 0	0- 0	0- 0		HOME	0- 0		0- 0		4- 0		
1- 2	0- 0	0- 0		AWAY	0- 0		0- 1		1- 1		
0- 0	0- 0	0- 0		NEUTRAL	0- 0		0- 0		0- 0		
<hr/>											
RPI S	Opponent	Score	RPI S	Opponent	Score	RPI S	Opponent	Score	RPI S	Opponent	Score
						54 A	Colgate	0 3	115 A	LIU Brooklyn	1 3
									126 N	Cal Poly	0 3
									149 N	St. John's (NY)	1 3
									228 A	Dartmouth	0 3
									239 H	Sacred Heart	3 1
									241 A	Sacramento St.	1 3
									244 N	Manhattan	3 1
									257 A	Holy Cross	3 1
									270 N	San Jose St.	3 0
									271 N	Grand Canyon	3 2
									287 H	Fordham	3 2
									292 H	Hartford	3 0
									295 H	NJIT	3 1
									298 N	Providence	3 1
									303 N	Binghamton	3 0
									306 A	Bryant	3 0
									307 H	Saint Francis (PA)	3 1
									310 H	Robert Morris	3 0
									320 A	St. Francis Brooklyn	2 3
									330 H	Fairleigh Dickinson	3 0
<hr/>											
LAST 10 GAMES											
						306 A	Bryant	3 0	115 A	LIU Brooklyn	1 3
						307 H	Saint Francis (PA)	3 1	320 A	St. Francis Brooklyn	2 3
						310 H	Robert Morris	3 0	257 A	Holy Cross	3 1
						239 H	Sacred Heart	3 1	287 H	Fordham	3 2
						330 H	Fairleigh Dickinson	3 0	295 H	NJIT	3 1

Non-Div. I Games:

Central Conn. St.

Average RPI Win:	197	WON-LOST	WINNING	LAST 10	STRENGTH OF	OPP. STRENGTH	TEAM	ADJ	CONF.	ADJ CONF.						
Average RPI Loss:	98	RECORD	PCT. RANK	GAMES	SCHEDULE	OF SCHEDULE	RPI	RPI	RPI	RPI						
DIV. I ONLY		4- 16	.2	300	0- 1	79	92	226	.45773	210	10	10				
DIV. I NON-CONF.		3- 9	.25	274	0- 0	109	72	215	.46571	203	9	9				
<hr/>																
TOTALS		RPI 1-25		RPI 26-50		W-L RECORDS		RPI 51-100		RPI 101-150		RPI 150+				
4- 16		0- 2		0- 1		OVERALL		0- 6		1- 5		3- 2				
2- 5		0- 1		0- 0		HOME		0- 2		0- 2		2- 0				
1- 6		0- 0		0- 0		AWAY		0- 2		0- 3		1- 1				
1- 5		0- 1		0- 1		NEUTRAL		0- 2		1- 0		0- 1				
3- 9		0- 1		0- 1		NON-CONFERENCE		0- 3		1- 3		2- 1				
1- 1		0- 0		0- 0		HOME		0- 0		0- 1		1- 0				
1- 3		0- 0		0- 0		AWAY		0- 1		0- 2		1- 0				
1- 5		0- 1		0- 1		NEUTRAL		0- 2		1- 0		0- 1				
1- 7		0- 1		0- 0		CONFERENCE		0- 3		0- 2		1- 1				
1- 4		0- 1		0- 0		HOME		0- 2		0- 1		1- 0				
0- 3		0- 0		0- 0		AWAY		0- 1		0- 1		0- 1				
0- 0		0- 0		0- 0		NEUTRAL		0- 0		0- 0		0- 0				
<hr/>																
RPI	S	Opponent	Score		RPI	S	Opponent	Score		RPI	S	Opponent	Score			
8	N	Stanford	0	3	46	N	Yale	0	3	53	A	St. Mary's (CA)	0	3		
21	H	Colorado St.	0	3						60	H	New Mexico	1	3		
										78	N	UC Irvine	2	3		
										79	N	Army	2	3		
										89	A	Fresno St.	1	3		
										90	H	San Diego St.	1	3		
												102	N	Long Beach St.	3	2
												104	H	UNLV	1	3
												107	A	San Francisco	0	3
												123	A	Boise St.	0	3
												135	A	Denver	1	3
												146	H	Utah Valley	2	3
												157	N	A&M-Corpus Christi	1	3
												159	H	Wyoming	3	1
												232	A	Navy	3	2
												270	A	San Jose St.	1	3
												293	H	UC Riverside	3	0
<hr/>																
LAST 10 GAMES																
123 A Boise St.					0	3	159 H Wyoming					3	1			
89 A Fresno St.					1	3	21 H Colorado St.					0	3			
270 A San Jose St.					1	3	146 H Utah Valley					2	3			
90 H San Diego St.					1	3	293 H UC Riverside					3	0			
104 H UNLV					1	3	60 H New Mexico					1	3			

Non-Div. I Games:

Air Force

Average RPI Win:	226	WON-LOST	WINNING	LAST 10	STRENGTH OF	OPP. STRENGTH	TEAM	ADJ	CONF.	ADJ CONF.	
Average RPI Loss:	122	RECORD	PCT. RANK	GAMES	SCHEDULE	OF SCHEDULE	RPI	RPI	RPI	RPI	
DIV. I ONLY		5- 15	.25 284	4- 6	67	144	211	.45704 211	27	27	
DIV. I NON-CONF.		1- 12	.07692 307	0- 3	41	65	228	.44978 221	27	27	
<hr/>											
TOTALS	RPI 1-25	RPI 26-50		W-L RECORDS	RPI 51-100		RPI 101-150		RPI 150+		
5- 15	0- 2	0- 2		OVERALL	0- 3		0- 2		5- 6		
4- 1	0- 0	0- 0		HOME	0- 0		0- 0		4- 1		
1- 7	0- 2	0- 0		AWAY	0- 1		0- 1		1- 3		
0- 7	0- 0	0- 2		NEUTRAL	0- 2		0- 1		0- 2		
<hr/>											
1- 12	0- 2	0- 2		NON-CONFERENCE	0- 3		0- 2		1- 3		
1- 0	0- 0	0- 0		HOME	0- 0		0- 0		1- 0		
0- 5	0- 2	0- 0		AWAY	0- 1		0- 1		0- 1		
0- 7	0- 0	0- 2		NEUTRAL	0- 2		0- 1		0- 2		
<hr/>											
4- 3	0- 0	0- 0		CONFERENCE	0- 0		0- 0		4- 3		
3- 1	0- 0	0- 0		HOME	0- 0		0- 0		3- 1		
1- 2	0- 0	0- 0		AWAY	0- 0		0- 0		1- 2		
0- 0	0- 0	0- 0		NEUTRAL	0- 0		0- 0		0- 0		
<hr/>											
RPI S	Opponent	Score	RPI S	Opponent	Score	RPI S	Opponent	Score	RPI S	Opponent	Score
18 A	Kentucky	0 3	33 N	Ohio St.	0 3	67 A	West Virginia	0 3	110 A	Northern Ill.	0 3
19 A	Duke	0 3	50 N	VCU	0 3	82 N	Utah St.	0 3	113 N	South Carolina	0 3
						93 N	East Tenn. St.	0 3	153 N	Green Bay	0 3
						169 H	Georgetown	3 1			
						185 A	Radford	0 3			
						208 A	Campbell	3 1			
						215 H	Coastal Caro.	3 0			
						216 A	High Point	0 3			
						220 N	UMBC	1 3			
						223 A	William & Mary	1 3			
						235 H	UNC Asheville	3 0			
						243 H	Gardner-Webb	2 3			
						301 H	Charleston So.	3 0			
						LAST 10 GAMES					
						215 H	Coastal Caro.	3 0	243 H	Gardner-Webb	2 3
						301 H	Charleston So.	3 0	223 A	William & Mary	1 3
						216 A	High Point	0 3	185 A	Radford	0 3
						208 A	Campbell	3 1	220 N	UMBC	1 3
						235 H	UNC Asheville	3 0	67 A	West Virginia	0 3

Non-Div. I Games:

Liberty

Average RPI Win:	260	WON-LOST RECORD	WINNING PCT. RANK	LAST 10 GAMES	STRENGTH OF SCHEDULE	OPP. STRENGTH OF SCHEDULE	TEAM RPI	ADJ RPI	CONF. RPI	ADJ CONF. RPI		
DIV. I ONLY		7- 14	.33333	263	4- 6	155	128	219	.45692	212	23	21
DIV. I NON-CONF.		3- 8	.27273	272	0- 0	61	59	164	.49533	160	19	18
<hr/>												
TOTALS	RPI 1-25	RPI 26-50		W-L RECORDS		RPI 51-100		RPI 101-150		RPI 150+		
7- 14	0- 2	0- 2		OVERALL		0- 4		0- 2		7- 4		
3- 2	0- 0	0- 0		HOME		0- 0		0- 1		3- 1		
2- 8	0- 1	0- 1		AWAY		0- 2		0- 1		2- 3		
2- 4	0- 1	0- 1		NEUTRAL		0- 2		0- 0		2- 0		
<hr/>												
3- 8	0- 2	0- 2		NON-CONFERENCE		0- 3		0- 0		3- 1		
0- 0	0- 0	0- 0		HOME		0- 0		0- 0		0- 0		
1- 4	0- 1	0- 1		AWAY		0- 1		0- 0		1- 1		
2- 4	0- 1	0- 1		NEUTRAL		0- 2		0- 0		2- 0		
<hr/>												
4- 6	0- 0	0- 0		CONFERENCE		0- 1		0- 2		4- 3		
3- 2	0- 0	0- 0		HOME		0- 0		0- 1		3- 1		
1- 4	0- 0	0- 0		AWAY		0- 1		0- 1		1- 2		
0- 0	0- 0	0- 0		NEUTRAL		0- 0		0- 0		0- 0		
<hr/>												
RPI S	Opponent	Score	RPI S	Opponent	Score	RPI S	Opponent	Score	RPI S	Opponent	Score	
4 N	Southern California	0 3	28 A	Oregon	0 3	52 A	Washington St.	0 3	119 A	North Dakota	0 3	
20 A	San Diego	0 3	45 N	Ohio	0 3	63 N	UC Santa Barbara	0 3	125 H	Idaho St.	1 3	
						69 N	South Dakota	2 3	160 A	Northern Ariz.	0 3	
						92 A	Portland St.	0 3	166 A	Northern Colo.	1 3	
						197 N Texas Tech 3 1						
						203 A Seattle 3 0						
						213 H Montana 1 3						
						241 H Sacramento St. 3 2						
						268 H Montana St. 3 2						
						270 A San Jose St. 2 3						
						299 H Weber St. 3 0						
						304 A Southern Utah 3 1						
						306 N Bryant 3 0						
<hr/>												
LAST 10 GAMES												
125 H Idaho St. 1 3						304 A Southern Utah 3 1						
299 H Weber St. 3 0						213 H Montana 1 3						
166 A Northern Colo. 1 3						268 H Montana St. 3 2						
119 A North Dakota 0 3						92 A Portland St. 0 3						
160 A Northern Ariz. 0 3						241 H Sacramento St. 3 2						

Non-Div. I Games:

Eastern Wash.

Average RPI Win: 217		WON-LOST RECORD		WINNING PCT. RANK		LAST 10 GAMES		STRENGTH OF SCHEDULE		OPP. STRENGTH OF SCHEDULE		TEAM RPI		ADJ RPI		CONF. RPI		ADJ CONF. RPI	
DIV. I ONLY		8- 10		.44444 213		5- 5		251		132		225		.4557 213		23		21	
DIV. I NON-CONF.		3- 6		.33333 248		0- 1		241		76		245		.43868 235		19		18	
TOTALS		RPI 1-25		RPI 26-50		W-L RECORDS		RPI 51-100		RPI 101-150		RPI 150+							
8- 10		0- 0		0- 0		OVERALL		0- 4		1- 2		7- 4							
2- 2		0- 0		0- 0		HOME		0- 0		0- 1		2- 1							
4- 4		0- 0		0- 0		AWAY		0- 3		0- 1		4- 0							
2- 4		0- 0		0- 0		NEUTRAL		0- 1		1- 0		1- 3							
3- 6		0- 0		0- 0		NON-CONFERENCE		0- 3		1- 0		2- 3							
0- 0		0- 0		0- 0		HOME		0- 0		0- 0		0- 0							
1- 2		0- 0		0- 0		AWAY		0- 2		0- 0		1- 0							
2- 4		0- 0		0- 0		NEUTRAL		0- 1		1- 0		1- 3							
5- 4		0- 0		0- 0		CONFERENCE		0- 1		0- 2		5- 1							
2- 2		0- 0		0- 0		HOME		0- 0		0- 1		2- 1							
3- 2		0- 0		0- 0		AWAY		0- 1		0- 1		3- 0							
0- 0		0- 0		0- 0		NEUTRAL		0- 0		0- 0		0- 0							
RPI S	Opponent	Score		RPI S	Opponent	Score		RPI S	Opponent	Score		RPI S	Opponent	Score					
								52 A	Washington St.	1	3	119 H	North Dakota	0	3				
								69 N	South Dakota	2	3	125 A	Idaho St.	0	3				
								87 A	Virginia	0	3	142 N	Cal St. Fullerton	3	0				
								92 A	Portland St.	0	3	152 N	Marshall	1	3				
												160 H	Northern Ariz.	1	3				
												166 H	Northern Colo.	3	0				
												173 N	James Madison	3	2				
												197 A	Texas Tech	3	0				
												197 N	Texas Tech	1	3				
												212 A	Eastern Wash.	3	1				
												241 A	Sacramento St.	3	0				
												260 N	Nevada	2	3				
												299 A	Weber St.	3	1				
												304 H	Southern Utah	3	0				
LAST 10 GAMES																			
								241 A	Sacramento St.	3	0	212 A	Eastern Wash.	3	1				
								160 H	Northern Ariz.	1	3	92 A	Portland St.	0	3				
								304 H	Southern Utah	3	0	119 H	North Dakota	0	3				
								125 A	Idaho St.	0	3	166 H	Northern Colo.	3	0				
								299 A	Weber St.	3	1	260 N	Nevada	2	3				

Non-Div. I Games:

Montana

Average RPI Win: 241		WON-LOST RECORD		WINNING PCT. RANK		LAST 10 GAMES		STRENGTH OF SCHEDULE		OPP. STRENGTH OF SCHEDULE		TEAM RPI		ADJ RPI		CONF. RPI		ADJ CONF. RPI	
Average RPI Loss: 148																			
DIV. I ONLY		9- 11		.45 208		4- 4		198		205		208		.45495 214		22		23	
DIV. I NON-CONF.		5- 7		.41667 209		0- 1		122		175		174		.47887 185		23		23	
TOTALS		RPI 1-25		RPI 26-50		W-L RECORDS		RPI 51-100		RPI 101-150		RPI 150+							
9- 11		0- 1		1- 1		OVERALL		0- 1		0- 1		8- 7							
4- 3		0- 0		0- 0		HOME		0- 0		0- 1		4- 2							
4- 5		0- 0		0- 0		AWAY		0- 1		0- 0		4- 4							
1- 3		0- 1		1- 1		NEUTRAL		0- 0		0- 0		0- 1							
5- 7		0- 1		1- 1		NON-CONFERENCE		0- 1		0- 0		4- 4							
3- 1		0- 0		0- 0		HOME		0- 0		0- 0		3- 1							
1- 3		0- 0		0- 0		AWAY		0- 1		0- 0		1- 2							
1- 3		0- 1		1- 1		NEUTRAL		0- 0		0- 0		0- 1							
4- 4		0- 0		0- 0		CONFERENCE		0- 0		0- 1		4- 3							
1- 2		0- 0		0- 0		HOME		0- 0		0- 1		1- 1							
3- 2		0- 0		0- 0		AWAY		0- 0		0- 0		3- 2							
0- 0		0- 0		0- 0		NEUTRAL		0- 0		0- 0		0- 0							
RPI	S	Opponent		Score		RPI	S	Opponent		Score		RPI	S	Opponent		Score			
7	N	Missouri		0 3		37	N	Alabama		3 0		73	A	UTSA		0 3			
						42	N	North Carolina St.		1 3									

Average RPI Win: 244		WON-LOST	WINNING	LAST 10	STRENGTH OF		OPP. STRENGTH	TEAM	ADJ	CONF.	ADJ CONF.
Average RPI Loss: 170		RECORD	PCT. RANK	GAMES	SCHEDULE		OF SCHEDULE	RPI	RPI	RPI	RPI
DIV. I ONLY		11- 9	.55	135	6- 4		262	235	209	.45461	215
DIV. I NON-CONF.		7- 6	.53846	156	2- 1		255	221	201	.46636	202
TOTALS		RPI 1-25	RPI 26-50		W-L RECORDS		RPI 51-100		RPI 101-150		RPI 150+
11- 9	0- 0	0- 0		OVERALL		0- 2		0- 1		11- 6	
3- 3	0- 0	0- 0		HOME		0- 1		0- 0		3- 2	
2- 5	0- 0	0- 0		AWAY		0- 1		0- 0		2- 4	
6- 1	0- 0	0- 0		NEUTRAL		0- 0		0- 1		6- 0	
7- 6	0- 0	0- 0		NON-CONFERENCE		0- 2		0- 1		7- 3	
1- 2	0- 0	0- 0		HOME		0- 1		0- 0		1- 1	
0- 3	0- 0	0- 0		AWAY		0- 1		0- 0		0- 2	
6- 1	0- 0	0- 0		NEUTRAL		0- 0		0- 1		6- 0	
4- 3	0- 0	0- 0		CONFERENCE		0- 0		0- 0		4- 3	
2- 1	0- 0	0- 0		HOME		0- 0		0- 0		2- 1	
2- 2	0- 0	0- 0		AWAY		0- 0		0- 0		2- 2	
0- 0	0- 0	0- 0		NEUTRAL		0- 0		0- 0		0- 0	
RPI S	Opponent	Score	RPI S	Opponent	Score	RPI S	Opponent	Score	RPI S	Opponent	Score
						88 A	Col. of Charleston	1 3	108 N	Indiana	0 3
						96 H	Iowa	1 3	156 N	Samford	3 2
									163 A	Tennessee	1 3
									178 H	Youngstown St.	2 3
									182 N	Georgia Tech	3 1
									185 A	Radford	3 2
									208 H	Campbell	3 2
									211 A	Liberty	0 3
									216 H	High Point	2 3
									222 A	Kennesaw St.	1 3
									227 N	Jacksonville St.	3 0
									252 A	Presbyterian	2 3
									261 A	Winthrop	3 1
									265 N	Stony Brook	3 0
									272 H	Wofford	3 2
									300 N	Tennessee Tech	3 1
									301 H	Charleston So.	3 0
									322 N	South Carolina St.	3 0
LAST 10 GAMES											
						211 A	Liberty	0 3	252 A	Presbyterian	2 3
						185 A	Radford	3 2	261 A	Winthrop	3 1
						301 H	Charleston So.	3 0	163 A	Tennessee	1 3
						208 H	Campbell	3 2	182 N	Georgia Tech	3 1
						216 H	High Point	2 3	227 N	Jacksonville St.	3 0

Non-Div. I Games:

Coastal Caro.

Average RPI Win:	243	WON-LOST	WINNING	LAST 10	STRENGTH OF	OPP. STRENGTH	TEAM	ADJ	CONF.	ADJ CONF.	
Average RPI Loss:	152	RECORD	PCT. RANK	GAMES	SCHEDULE	OF SCHEDULE	RPI	RPI	RPI	RPI	
DIV. I ONLY	10- 12	.45455	203	5- 5	199	218	210	.4543	216	27	27
DIV. I NON-CONF.	6- 9	.4	218	1- 2	176	194	204	.46256	206	27	27
<hr/>											
TOTALS	RPI 1-25	RPI 26-50		W-L RECORDS	RPI 51-100		RPI 101-150		RPI 150+		
10- 12	0- 0	0- 1		OVERALL	0- 2		0- 3		10- 6		
4- 6	0- 0	0- 1		HOME	0- 0		0- 0		4- 5		
3- 3	0- 0	0- 0		AWAY	0- 1		0- 1		3- 1		
3- 3	0- 0	0- 0		NEUTRAL	0- 1		0- 2		3- 0		
<hr/>											
6- 9	0- 0	0- 1		NON-CONFERENCE	0- 2		0- 3		6- 3		
2- 3	0- 0	0- 1		HOME	0- 0		0- 0		2- 2		
1- 3	0- 0	0- 0		AWAY	0- 1		0- 1		1- 1		
3- 3	0- 0	0- 0		NEUTRAL	0- 1		0- 2		3- 0		
<hr/>											
4- 3	0- 0	0- 0		CONFERENCE	0- 0		0- 0		4- 3		
2- 3	0- 0	0- 0		HOME	0- 0		0- 0		2- 3		
2- 0	0- 0	0- 0		AWAY	0- 0		0- 0		2- 0		
0- 0	0- 0	0- 0		NEUTRAL	0- 0		0- 0		0- 0		
<hr/>											
RPI S	Opponent	Score	RPI S	Opponent	Score	RPI S	Opponent	Score	RPI S	Opponent	Score
			50 H	VCU	0 3	78 N	UC Irvine	0 3	105 N	Oral Roberts	1 3
						81 A	Ga. Southern	0 3	113 A	South Carolina	0 3
									148 N	IPFW	0 3
									162 A	Cleveland St.	0 3
									168 N	FIU	3 2
									185 H	Radford	2 3
									188 A	UNC Greensboro	3 1
									196 H	Davidson	0 3
									208 H	Campbell	2 3
									211 H	Liberty	3 0
									215 A	Coastal Caro.	3 2
									219 H	Elon	3 2
									229 N	North Dakota St.	3 0
									249 H	Murray St.	0 3
									252 H	Presbyterian	1 3
									261 H	Winthrop	3 0
									301 A	Charleston So.	3 1
									314 H	N.C. A&T	3 0
									322 N	South Carolina St.	3 0
<hr/>											
			LAST 10 GAMES								
			252 H	Presbyterian	1 3	215 A	Coastal Caro.	3 2			
			261 H	Winthrop	3 0	208 H	Campbell	2 3			
			211 H	Liberty	3 0	188 A	UNC Greensboro	3 1			
			185 H	Radford	2 3	196 H	Davidson	0 3			
			301 A	Charleston So.	3 1	249 H	Murray St.	0 3			

Non-Div. I Games:

High Point

Average RPI Win: 275		WON-LOST RECORD		WINNING PCT. RANK		LAST 10 GAMES		STRENGTH OF SCHEDULE		OPP. STRENGTH OF SCHEDULE		TEAM RPI		ADJ RPI		CONF. RPI		ADJ CONF. RPI	
DIV. I ONLY		13- 7		.65 80		7- 3		298		298		207		.45396 217		28		28	
DIV. I NON-CONF.		6- 4		.6 118		0- 0		272		265		195		.467 201		29		29	
TOTALS		RPI 1-25		RPI 26-50		W-L RECORDS		RPI 51-100		RPI 101-150		RPI 150+							
13- 7		0- 0		0- 0		OVERALL		0- 1		1- 0		12- 6							
5- 2		0- 0		0- 0		HOME		0- 0		0- 0		5- 2							
7- 3		0- 0		0- 0		AWAY		0- 1		1- 0		6- 2							
1- 2		0- 0		0- 0		NEUTRAL		0- 0		0- 0		1- 2							
6- 4		0- 0		0- 0		NON-CONFERENCE		0- 1		1- 0		5- 3							
3- 0		0- 0		0- 0		HOME		0- 0		0- 0		3- 0							
2- 2		0- 0		0- 0		AWAY		0- 1		1- 0		1- 1							
1- 2		0- 0		0- 0		NEUTRAL		0- 0		0- 0		1- 2							
7- 3		0- 0		0- 0		CONFERENCE		0- 0		0- 0		7- 3							
2- 2		0- 0		0- 0		HOME		0- 0		0- 0		2- 2							
5- 1		0- 0		0- 0		AWAY		0- 0		0- 0		5- 1							
0- 0		0- 0		0- 0		NEUTRAL		0- 0		0- 0		0- 0							
RPI	S	Opponent		Score	RPI	S	Opponent		Score	RPI	S	Opponent		Score					
					</														

Non-Div. I Games:

Marist

Average RPI Win: 280		WON-LOST	WINNING	LAST 10	STRENGTH OF		OPP. STRENGTH	TEAM	ADJ	CONF.	ADJ CONF.
Average RPI Loss: 136		RECORD	PCT. RANK	GAMES	SCHEDULE		OF SCHEDULE	RPI	RPI	RPI	RPI
DIV. I ONLY		10- 11	.47619	194	8- 2		237	232	218	.45359	218
DIV. I NON-CONF.		1- 9	.1	301	0- 0		114	105	271	.4167	261
TOTALS		RPI 1-25	RPI 26-50		W-L RECORDS		RPI 51-100		RPI 101-150		RPI 150+
10- 11	0- 0	0- 3		OVERALL		0- 1		0- 3		10- 4	
3- 2	0- 0	0- 0		HOME		0- 0		0- 0		3- 2	
6- 5	0- 0	0- 1		AWAY		0- 1		0- 1		6- 2	
1- 4	0- 0	0- 2		NEUTRAL		0- 0		0- 2		1- 0	
1- 9	0- 0	0- 3		NON-CONFERENCE		0- 1		0- 3		1- 2	
0- 0	0- 0	0- 0		HOME		0- 0		0- 0		0- 0	
0- 5	0- 0	0- 1		AWAY		0- 1		0- 1		0- 2	
1- 4	0- 0	0- 2		NEUTRAL		0- 0		0- 2		1- 0	
9- 2	0- 0	0- 0		CONFERENCE		0- 0		0- 0		9- 2	
3- 2	0- 0	0- 0		HOME		0- 0		0- 0		3- 2	
6- 0	0- 0	0- 0		AWAY		0- 0		0- 0		6- 0	
0- 0	0- 0	0- 0		NEUTRAL		0- 0		0- 0		0- 0	
RPI S	Opponent	Score	RPI S	Opponent	Score	RPI S	Opponent	Score	RPI S	Opponent	Score
			27 N	Michigan	0 3	58 A	Texas A&M	0 3	140 N	Southern Ill.	0 3
			32 N	Florida St.	0 3				141 N	Southeast Mo. St.	0 3
			38 A	Kansas St.	0 3				149 A	St. John's (NY)	0 3
									191 A	Fairfield	3 2
									191 H	Fairfield	2 3
									202 A	Hofstra	0 3
									217 H	Marist	2 3
									244 H	Manhattan	3 0
									247 H	Iona	3 2
									278 A	Rider	3 0
									282 A	Canisius	3 2
									284 N	Coppin St.	3 1
									303 A	Binghamton	0 3
									315 A	Quinnipiac	3 1
									315 H	Quinnipiac	3 1
									316 A	Niagara	3 0
									328 A	Saint Peter's	3 0
			LAST 10 GAMES								
			191 H	Fairfield	2 3	217 H	Marist	2 3			
			315 H	Quinnipiac	3 1	282 A	Canisius	3 2			
			278 A	Rider	3 0	316 A	Niagara	3 0			
			328 A	Saint Peter's	3 0	191 A	Fairfield	3 2			
			315 A	Quinnipiac	3 1	244 H	Manhattan	3 0			

Non-Div. I Games:

Siena

Average RPI Win: 266		WON-LOST	WINNING	LAST 10	STRENGTH OF	OPP. STRENGTH	TEAM	ADJ	CONF.	ADJ CONF.		
Average RPI Loss: 168		RECORD	PCT. RANK	GAMES	SCHEDULE	OF SCHEDULE	RPI	RPI	RPI	RPI		
DIV. I ONLY		13- 11	.54167	153	6- 4	246	272	206	.45264	219	21	22
DIV. I NON-CONF.		9- 7	.5625	146	2- 0	268	283	213	.44783	224	24	26
<hr/>												
TOTALS		RPI 1-25		RPI 26-50		W-L RECORDS		RPI 51-100		RPI 101-150		RPI 150+
13- 11		0- 0		0- 0		OVERALL		0- 2		0- 1		13- 8
5- 2		0- 0		0- 0		HOME		0- 1		0- 0		5- 1
6- 5		0- 0		0- 0		AWAY		0- 1		0- 1		6- 3
2- 4		0- 0		0- 0		NEUTRAL		0- 0		0- 0		2- 4
9- 7		0- 0		0- 0		NON-CONFERENCE		0- 0		0- 1		9- 6
4- 1		0- 0		0- 0		HOME		0- 0		0- 0		4- 1
3- 2		0- 0		0- 0		AWAY		0- 0		0- 1		3- 1
2- 4		0- 0		0- 0		NEUTRAL		0- 0		0- 0		2- 4
4- 4		0- 0		0- 0		CONFERENCE		0- 2		0- 0		4- 2
1- 1		0- 0		0- 0		HOME		0- 1		0- 0		1- 0
3- 3		0- 0		0- 0		AWAY		0- 1		0- 0		3- 2
0- 0		0- 0		0- 0		NEUTRAL		0- 0		0- 0		0- 0
RPI S	Opponent	Score	RPI S	Opponent	Score	RPI S	Opponent	Score	RPI S	Opponent	Score	
						81 A Ga. Southern	1	3	121 A UCF	0	3	
						81 H Ga. Southern	0	3	156 A Samford	0	3	
									164 N UNC Wilmington	0	3	
									177 N George Washington	2	3	
									184 N Stephen F. Austin	2	3	
									185 H Radford	3	2	
									188 A UNC Greensboro	1	3	
									196 A Davidson	3	0	
									208 H Campbell	3	0	
									216 A High Point	2	3	
									230 H East Carolina	0	3	
									232 A Navy	3	0	
									243 H Gardner-Webb	3	2	
									245 N Ill.-Chicago	1	3	
									262 N Tennessee St.	3	1	
									264 A Charlotte	3	1	
									297 A Chattanooga	3	2	
									305 A Citadel	3	2	
									305 H Citadel	3	0	
									314 A N.C. A&T	3	0	
									322 N South Carolina St.	3	0	
									325 H N.C. Central	3	0	
<hr/>												
LAST 10 GAMES												
297 A Chattanooga						3	2	196 A Davidson	3	0		
156 A Samford						0	3	188 A UNC Greensboro	1	3		
81 H Ga. Southern						0	3	305 A Citadel	3	2		
305 H Citadel						3	0	81 A Ga. Southern	1	3		
314 A N.C. A&T						3	0	322 N South Carolina St.	3	0		

Non-Div. I Games:

Elon

Average RPI Win: 258		WON-LOST RECORD		WINNING PCT. RANK		LAST 10 GAMES		STRENGTH OF SCHEDULE		OPP. STRENGTH OF SCHEDULE		TEAM RPI		ADJ RPI		CONF. RPI		ADJ CONF. RPI	
Average RPI Loss: 173																			
DIV. I ONLY		14- 8		.63636 90		6- 4		317		220		216		.44986 220		29		29	
DIV. I NON-CONF.		9- 6		.6 118		1- 2		297		159		198		.4677 199		28		28	
TOTALS		RPI 1-25		RPI 26-50		W-L RECORDS		RPI 51-100		RPI 101-150		RPI 150+							
14- 8		0- 0		0- 0		OVERALL		0- 3		1- 0		13- 5							
8- 3		0- 0		0- 0		HOME		0- 0		0- 0		8- 3							
2- 4		0- 0		0- 0		AWAY		0- 2		0- 0		2- 2							
4- 1		0- 0		0- 0		NEUTRAL		0- 1		1- 0		3- 0							
9- 6		0- 0		0- 0		NON-CONFERENCE		0- 3		1- 0		8- 3							
4- 2		0- 0		0- 0		HOME		0- 0		0- 0		4- 2							
1- 3		0- 0		0- 0		AWAY		0- 2		0- 0		1- 1							
4- 1		0- 0		0- 0		NEUTRAL		0- 1		1- 0		3- 0							
5- 2		0- 0		0- 0		CONFERENCE		0- 0		0- 0		5- 2							
4- 1		0- 0		0- 0		HOME		0- 0		0- 0		4- 1							
1- 1		0- 0		0- 0		AWAY		0- 0		0- 0		1- 1							
0- 0		0- 0		0- 0		NEUTRAL		0- 0		0- 0		0- 0							
RPI S	Opponent	Score		RPI S	Opponent	Score		RPI S	Opponent	Score		RPI S	Opponent	Score					
								61 A	American	2	3	101 N	Maryland	3	0				
								67 A	West Virginia	1	3	169 N	Georgetown	3	2				
								100 N	Ole Miss	1	3	175 H	Delaware	2	3				
												177 A	George Washington	0	3				
												211 N	Liberty	3	1				
												231 H	New Hampshire	1	3				
												234 H	Towson	3	0				
												238 A	Albany (NY)	3	2				
												265 H	Stony Brook	3	1				
												266 H	George Mason	1	3				
												274 A	Loyola Maryland	3	2				
												284 H	Coppin St.	3	0				
												292 H	Hartford	3	1				
												295 H	NJIT	3	0				
												298 H	Providence	3	1				
												303 A	Binghamton	2	3				
												307 H	Saint Francis (PA)	3	0				
												323 N	La Salle	3	0				
												326 H	UMass Lowell	3	0				
				LAST 10 GAMES															
				298 H Providence				326 H UMass Lowell				3				0			
				292 H Hartford				265 H Stony Brook				3				1			
				303 A Binghamton				61 A American				2				3			
				238 A Albany (NY)				67 A West Virginia				1				3			
				231 H New Hampshire				211 N Liberty				3				1			

Non-Div. I Games:

UMBC

Average RPI Win: 301		WON-LOST RECORD		WINNING PCT. RANK		LAST 10 GAMES		STRENGTH OF SCHEDULE		OPP. STRENGTH OF SCHEDULE		TEAM RPI		ADJ RPI		CONF. RPI		ADJ CONF. RPI	
DIV. I ONLY		8- 6		.57143 125		7- 3		314		268		236		.44924 221		32		32	
DIV. I NON-CONF.		3- 6		.33333 248		2- 3		104		178		200		.4736 193		32		31	
TOTALS		RPI 1-25		RPI 26-50		W-L RECORDS		RPI 51-100		RPI 101-150		RPI 150+							
8- 6		0- 0		0- 0		OVERALL		0- 3		0- 2		8- 1							
3- 1		0- 0		0- 0		HOME		0- 0		0- 1		3- 0							
3- 2		0- 0		0- 0		AWAY		0- 1		0- 0		3- 1							
2- 3		0- 0		0- 0		NEUTRAL		0- 2		0- 1		2- 0							
3- 6		0- 0		0- 0		NON-CONFERENCE		0- 3		0- 2		3- 1							
1- 1		0- 0		0- 0		HOME		0- 0		0- 1		1- 0							
0- 2		0- 0		0- 0		AWAY		0- 1		0- 0		0- 1							
2- 3		0- 0		0- 0		NEUTRAL		0- 2		0- 1		2- 0							
5- 0		0- 0		0- 0		CONFERENCE		0- 0		0- 0		5- 0							
2- 0		0- 0		0- 0		HOME		0- 0		0- 0		2- 0							
3- 0		0- 0		0- 0		AWAY		0- 0		0- 0		3- 0							
0- 0		0- 0		0- 0		NEUTRAL		0- 0		0- 0		0- 0							
RPI	S	Opponent		Score	RPI	S	Opponent		Score	RPI	S	Opponent		Score	RPI	S	Opponent		Score
							59	N	Western Ky.	0	3		119	N	North Dakota	2	3		
							76	A	Tulane	0	3		134	H	FGCU	1	3		
							88	N	Col. of Charleston	0	3		182	A	Georgia Tech	0	3		
													240	N	Texas Southern	3	0		
													253	H	North Florida	3	2		
													297	N	Chattanooga	3	2		
													314	H	N.C. A&T	3	0		
													322	A	South Carolina St.	3	1		
													324	A	Bethune-Cookman	3	1		
													325	H	N.C. Central	3	0		
													331	A	Savannah St.	3	0		
LAST 10 GAMES																			
							324	A	Bethune-Cookman	3	1		240	N	Texas Southern	3	0		
							314	H	N.C. A&T	3	0		76	A	Tulane	0	3		
							325	H	N.C. Central	3	0		119	N	North Dakota	2	3		
							322	A	South Carolina St.	3	1		253	H	North Florida	3	2		
							331	A	Savannah St.	3	0		134	H	FGCU	1	3		

Non-Div. I Games:

Florida A&M

Average RPI Win:	266	WON-LOST RECORD	WINNING PCT. RANK	LAST 10 GAMES	STRENGTH OF SCHEDULE	OPP. STRENGTH OF SCHEDULE	TEAM RPI	ADJ RPI	CONF. RPI	ADJ CONF. RPI		
Average RPI Loss:	148											
DIV. I ONLY	8- 11	.42105	222	4- 6	191	254	223	.44663	222	26	25	
DIV. I NON-CONF.	5- 5	.5	165	1- 0	161	239	167	.487	172	26	25	
<hr/>												
TOTALS	RPI 1-25	RPI 26-50		W-L RECORDS	RPI 51-100		RPI 101-150		RPI 150+			
8- 11	0- 0	0- 0		OVERALL	0- 4		0- 3		8- 4			
6- 2	0- 0	0- 0		HOME	0- 1		0- 1		6- 0			
1- 6	0- 0	0- 0		AWAY	0- 2		0- 1		1- 3			
1- 3	0- 0	0- 0		NEUTRAL	0- 1		0- 1		1- 1			
<hr/>												
5- 5	0- 0	0- 0		NON-CONFERENCE	0- 2		0- 1		5- 2			
4- 0	0- 0	0- 0		HOME	0- 0		0- 0		4- 0			
0- 2	0- 0	0- 0		AWAY	0- 1		0- 0		0- 1			
1- 3	0- 0	0- 0		NEUTRAL	0- 1		0- 1		1- 1			
<hr/>												
3- 6	0- 0	0- 0		CONFERENCE	0- 2		0- 2		3- 2			
2- 2	0- 0	0- 0		HOME	0- 1		0- 1		2- 0			
1- 4	0- 0	0- 0		AWAY	0- 1		0- 1		1- 2			
0- 0	0- 0	0- 0		NEUTRAL	0- 0		0- 0		0- 0			
<hr/>												
RPI S	Opponent	Score	RPI S	Opponent	Score	RPI S	Opponent	Score	RPI S	Opponent	Score	
						81 N	Ga. Southern	0 3	134 A	FGCU	1 3	
						85 A	Lipscomb	1 3	137 H	Jacksonville	1 3	
						93 H	East Tenn. St.	1 3	147 N	Arkansas St.	2 3	
						100 A	Ole Miss	0 3	156 H	Samford	3 1	
									183 N	Eastern Ky.	2 3	
									185 A	Radford	1 3	
									215 H	Coastal Caro.	3 1	
									233 A	Northern Ky.	2 3	
									250 A	Stetson	1 3	
									253 H	North Florida	3 2	
									265 H	Stony Brook	3 1	
									300 H	Tennessee Tech	3 2	
									309 A	Mercer	3 2	
									313 H	USC Upstate	3 0	
									314 N	N.C. A&T	3 0	
<hr/>												
LAST 10 GAMES												
309 A Mercer						3	2	250 A Stetson				1 3
85 A Lipscomb						1	3	134 A FGCU				1 3
233 A Northern Ky.						2	3	93 H East Tenn. St.				1 3
253 H North Florida						3	2	313 H USC Upstate				3 0
137 H Jacksonville						1	3	156 H Samford				3 1

Non-Div. I Games:

Kennesaw St.

Average RPI Win:	214	WON-LOST RECORD	WINNING PCT. RANK	LAST 10 GAMES	STRENGTH OF SCHEDULE	OPP. STRENGTH OF SCHEDULE	TEAM RPI	ADJ RPI	CONF. RPI	ADJ CONF. RPI	
Average RPI Loss:	142										
DIV. I ONLY	7- 16	.30435	272	3- 7	124	179	222	.4439	223	13	14
DIV. I NON-CONF.	5- 11	.3125	259	1- 2	167	162	229	.4376	237	14	14
<hr/>											
TOTALS	RPI 1-25	RPI 26-50		W-L RECORDS	RPI 51-100		RPI 101-150		RPI 150+		
7- 16	0- 0	0- 1		OVERALL	0- 6		1- 1		6- 8		
5- 4	0- 0	0- 0		HOME	0- 1		0- 0		5- 3		
0- 7	0- 0	0- 1		AWAY	0- 2		0- 1		0- 3		
2- 5	0- 0	0- 0		NEUTRAL	0- 3		1- 0		1- 2		
5- 11	0- 0	0- 1		NON-CONFERENCE	0- 4		1- 1		4- 5		
3- 2	0- 0	0- 0		HOME	0- 0		0- 0		3- 2		
0- 4	0- 0	0- 1		AWAY	0- 1		0- 1		0- 1		
2- 5	0- 0	0- 0		NEUTRAL	0- 3		1- 0		1- 2		
2- 5	0- 0	0- 0		CONFERENCE	0- 2		0- 0		2- 3		
2- 2	0- 0	0- 0		HOME	0- 1		0- 0		2- 1		
0- 3	0- 0	0- 0		AWAY	0- 1		0- 0		0- 2		
0- 0	0- 0	0- 0		NEUTRAL	0- 0		0- 0		0- 0		
RPI S	Opponent	Score	RPI S	Opponent	Score	RPI S	Opponent	Score	RPI S	Opponent	Score
			41 A	Virginia Tech	1 3	74 N	Wake Forest	1 3	131 N	Duquesne	3 2
						85 N	Lipscomb	0 3	142 A	Cal St. Fullerton	0 3
						87 A	Virginia	1 3	160 H	Northern Ariz.	0 3
						88 A	Col. of Charleston	0 3	164 A	UNC Wilmington	0 3
						88 H	Col. of Charleston	0 3	164 H	UNC Wilmington	3 2
						98 N	Seton Hall	0 3	173 A	James Madison	2 3
									175 H	Delaware	2 3
									190 A	Hampton	2 3
									201 N	Kent St.	3 2
									208 H	Campbell	2 3
									211 H	Liberty	3 1
									234 H	Towson	3 2
									243 N	Gardner-Webb	1 3
									256 N	Columbia	0 3
									270 H	San Jose St.	3 1
									288 H	Norfolk St.	3 0
<hr/>											
			LAST 10 GAMES								
			164 A	UNC Wilmington	0 3	164 H	UNC Wilmington	3 2			
			88 A	Col. of Charleston	0 3	211 H	Liberty	3 1			
			234 H	Towson	3 2	173 A	James Madison	2 3			
			175 H	Delaware	2 3	190 A	Hampton	2 3			
			88 H	Col. of Charleston	0 3	98 N	Seton Hall	0 3			

Non-Div. I Games:

William & Mary

Average RPI Win: 248		WON-LOST RECORD		WINNING PCT. RANK		LAST 10 GAMES		STRENGTH OF SCHEDULE		OPP. STRENGTH OF SCHEDULE		TEAM RPI		ADJ RPI		CONF. RPI		ADJ CONF. RPI	
DIV. I ONLY		8- 10		.44444 213		5- 5		208		264		221		.44323 224		18		19	
DIV. I NON-CONF.		4- 7		.36364 238		1- 2		229		284		253		.42158 255		21		20	
TOTALS		RPI 1-25		RPI 26-50		W-L RECORDS		RPI 51-100		RPI 101-150		RPI 150+							
8- 10		0- 0		0- 1		OVERALL		0- 1		0- 2		8- 6							
5- 2		0- 0		0- 0		HOME		0- 0		0- 1		5- 1							
1- 6		0- 0		0- 1		AWAY		0- 0		0- 0		1- 5							
2- 2		0- 0		0- 0		NEUTRAL		0- 1		0- 1		2- 0							
4- 7		0- 0		0- 0		NON-CONFERENCE		0- 1		0- 2		4- 4							
2- 1		0- 0		0- 0		HOME		0- 0		0- 1		2- 0							
0- 4		0- 0		0- 0		AWAY		0- 0		0- 0		0- 4							
2- 2		0- 0		0- 0		NEUTRAL		0- 1		0- 1		2- 0							
4- 3		0- 0		0- 1		CONFERENCE		0- 0		0- 0		4- 2							
3- 1		0- 0		0- 0		HOME		0- 0		0- 0		3- 1							
1- 2		0- 0		0- 1		AWAY		0- 0		0- 0		1- 1							
0- 0		0- 0		0- 0		NEUTRAL		0- 0		0- 0		0- 0							
RPI S	Opponent	Score		RPI S	Opponent	Score		RPI S	Opponent	Score		RPI S	Opponent	Score					
				46 A	Yale	0	3	66 N	Missouri St.	0	3	139 H	Eastern Mich.	0	3				
												149 N	St. John's (NY)	0	3				
												151 A	Temple	0	3				
												158 H	Harvard	3	2				
												174 H	Penn	0	3				
												202 N	Hofstra	3	1				
												205 A	Rhode Island	2	3				
												225 A	Cornell	3	1				
												228 H	Dartmouth	3	2				
												231 A	New Hampshire	2	3				
												256 A	Columbia	0	3				
												257 H	Holy Cross	3	0				
												283 H	Princeton	3	2				
												298 A	Providence	0	3				
												306 H	Bryant	3	0				
												327 N	Delaware St.	3	1				
LAST 10 GAMES																			
				225 A	Cornell	3	1	228 H	Dartmouth	3	2								
				256 A	Columbia	0	3	205 A	Rhode Island	2	3								
				174 H	Penn	0	3	46 A	Yale	0	3								
				283 H	Princeton	3	2	151 A	Temple	0	3								
				158 H	Harvard	3	2	327 N	Delaware St.	3	1								

Non-Div. I Games:

Brown

Average RPI Win: 230		WON-LOST RECORD	WINNING PCT. RANK		LAST 10 GAMES	STRENGTH OF SCHEDULE	OPP. STRENGTH OF SCHEDULE	TEAM RPI	ADJ RPI	CONF. RPI	ADJ CONF. RPI	
Average RPI Loss: 154												
DIV. I ONLY		6- 11	.35294	255	3- 7	158	201	224	.44175	225	18	19
DIV. I NON-CONF.		4- 6	.4	218	1- 2	142	177	192	.47068	196	21	20
<hr/>												
TOTALS		RPI 1-25		RPI 26-50		W-L RECORDS		RPI 51-100		RPI 101-150		RPI 150+
6- 11	0- 0			0- 1	OVERALL		1- 3		0- 1		5- 6	
3- 5	0- 0			0- 1	HOME		0- 1		0- 0		3- 3	
2- 3	0- 0			0- 0	AWAY		1- 0		0- 1		1- 2	
1- 3	0- 0			0- 0	NEUTRAL		0- 2		0- 0		1- 1	
<hr/>												
4- 6	0- 0			0- 0	NON-CONFERENCE		1- 3		0- 1		3- 2	
1- 2	0- 0			0- 0	HOME		0- 1		0- 0		1- 1	
2- 1	0- 0			0- 0	AWAY		1- 0		0- 1		1- 0	
1- 3	0- 0			0- 0	NEUTRAL		0- 2		0- 0		1- 1	
<hr/>												
2- 5	0- 0			0- 1	CONFERENCE		0- 0		0- 0		2- 4	
2- 3	0- 0			0- 1	HOME		0- 0		0- 0		2- 2	
0- 2	0- 0			0- 0	AWAY		0- 0		0- 0		0- 2	
0- 0	0- 0			0- 0	NEUTRAL		0- 0		0- 0		0- 0	
<hr/>												
RPI S	Opponent	Score	RPI S	Opponent	Score	RPI S	Opponent	Score	RPI S	Opponent	Score	
			46 H	Yale	0 3	54 N	Colgate	0 3	115 A	LIU Brooklyn	2 3	
						83 H	Buffalo	0 3	158 A	Harvard	1 3	
						97 A	Pittsburgh	3 2	174 H	Penn	2 3	
						99 N	Morehead St.	1 3	191 N	Fairfield	3 0	
									224 H	Brown	1 3	
									228 A	Dartmouth	2 3	
									247 H	Iona	3 1	
									248 H	Bucknell	2 3	
									256 H	Columbia	3 2	
									267 N	Rutgers	2 3	
									283 H	Princeton	3 1	
									303 A	Binghamton	3 2	
<hr/>												
LAST 10 GAMES												
			224 H	Brown	1 3	174 H	Penn	2 3				
			46 H	Yale	0 3	283 H	Princeton	3 1				
			303 A	Binghamton	3 2	256 H	Columbia	3 2				
			228 A	Dartmouth	2 3	267 N	Rutgers	2 3				
			158 A	Harvard	1 3	99 N	Morehead St.	1 3				

Non-Div. I Games:

Cornell

Average RPI Win:	272	WON-LOST RECORD	WINNING PCT. RANK	LAST 10 GAMES	STRENGTH OF SCHEDULE	OPP. STRENGTH OF SCHEDULE	TEAM RPI	ADJ RPI	CONF. RPI	ADJ CONF. RPI				
DIV. I ONLY		7- 12	.36842 250	3- 7	188	217	234	.44077 226	15	15				
DIV. I NON-CONF.		5- 5	.5 165	1- 0	219	242	199	.47003 197	16	16				
<hr/>														
TOTALS	RPI 1-25	RPI 26-50		W-L RECORDS	RPI 51-100		RPI 101-150		RPI 150+					
7- 12	0- 0	0- 1		OVERALL	0- 3		0- 4		7- 4					
3- 4	0- 0	0- 0		HOME	0- 2		0- 1		3- 1					
2- 6	0- 0	0- 1		AWAY	0- 1		0- 3		2- 1					
2- 2	0- 0	0- 0		NEUTRAL	0- 0		0- 0		2- 2					
<hr/>														
5- 5	0- 0	0- 1		NON-CONFERENCE	0- 2		0- 0		5- 2					
2- 1	0- 0	0- 0		HOME	0- 1		0- 0		2- 0					
1- 2	0- 0	0- 1		AWAY	0- 1		0- 0		1- 0					
2- 2	0- 0	0- 0		NEUTRAL	0- 0		0- 0		2- 2					
<hr/>														
2- 7	0- 0	0- 0		CONFERENCE	0- 1		0- 4		2- 2					
1- 3	0- 0	0- 0		HOME	0- 1		0- 1		1- 1					
1- 4	0- 0	0- 0		AWAY	0- 0		0- 3		1- 1					
0- 0	0- 0	0- 0		NEUTRAL	0- 0		0- 0		0- 0					
<hr/>														
RPI S	Opponent	Score	RPI S	Opponent	Score	RPI S	Opponent	Score	RPI S	Opponent	Score			
37	A	Alabama	1	3	59	H	Western Ky.	0	3	109	H	UALR	1	3
					81	H	Ga. Southern	1	3	111	A	Texas St.	2	3
					85	A	Lipscomb	0	3	147	A	Arkansas St.	2	3
										150	A	Texas-Arlington	0	3
										156	N	Samford	0	3
										194	A	La.-Lafayette	3	1
										206	H	Troy	0	3
										227	N	Jacksonville St.	1	3
										259	H	Georgia St.	3	1
										262	H	Tennessee St.	3	1
										286	N	Nicholls St.	3	1
										289	N	UT Martin	3	1
										290	A	La.-Monroe	2	3
										304	H	Southern Utah	3	0
										311	A	Jackson St.	3	0
<hr/>														
LAST 10 GAMES														
111 A Texas St.					2	3	147 A Arkansas St.					2	3	
150 A Texas-Arlington					0	3	206 H Troy					0	3	
259 H Georgia St.					3	1	59 H Western Ky.					0	3	
194 A La.-Lafayette					3	1	109 H UALR					1	3	
290 A La.-Monroe					2	3	311 A Jackson St.					3	0	

Non-Div. I Games:

South Ala.

Average RPI Win: 260		WON-LOST	WINNING	LAST 10	STRENGTH OF		OPP. STRENGTH	TEAM	ADJ	CONF.	ADJ CONF.
Average RPI Loss: 147		RECORD	PCT. RANK	GAMES	SCHEDULE		OF SCHEDULE	RPI	RPI	RPI	RPI
DIV. I ONLY		11- 12	.47826 188	5- 5	261		226	228	.44038 227	24	26
DIV. I NON-CONF.		7- 8	.46667 187	1- 1	278		223	244	.43362 243	25	24
TOTALS		RPI 1-25	RPI 26-50	W-L RECORDS	RPI 51-100		RPI 101-150		RPI 150+		
11- 12	0- 1		0- 0	OVERALL	0- 3		0- 2		11- 6		
4- 2	0- 0		0- 0	HOME	0- 1		0- 0		4- 1		
2- 5	0- 0		0- 0	AWAY	0- 2		0- 2		2- 1		
5- 5	0- 1		0- 0	NEUTRAL	0- 0		0- 0		5- 4		
7- 8	0- 1		0- 0	NON-CONFERENCE	0- 2		0- 1		7- 4		
0- 1	0- 0		0- 0	HOME	0- 1		0- 0		0- 0		
2- 2	0- 0		0- 0	AWAY	0- 1		0- 1		2- 0		
5- 5	0- 1		0- 0	NEUTRAL	0- 0		0- 0		5- 4		
4- 4	0- 0		0- 0	CONFERENCE	0- 1		0- 1		4- 2		
4- 1	0- 0		0- 0	HOME	0- 0		0- 0		4- 1		
0- 3	0- 0		0- 0	AWAY	0- 1		0- 1		0- 1		
0- 0	0- 0		0- 0	NEUTRAL	0- 0		0- 0		0- 0		
RPI S	Opponent	Score	RPI S	Opponent	Score	RPI S	Opponent	Score	RPI S	Opponent	Score
12 N	Minnesota	0 3				75 H	Auburn	0 3	132 A	UAB	1 3
						85 A	Lipscomb	0 3	141 A	Southeast Mo. St.	0 3
						99 A	Morehead St.	0 3	156 N	Samford	0 3
									163 A	Tennessee	3 2
									167 H	Austin Peay	3 2
									176 H	Belmont	0 3
									182 N	Georgia Tech	0 3
									183 A	Eastern Ky.	1 3
									215 N	Coastal Caro.	0 3
									226 N	South Ala.	3 1
									249 H	Murray St.	3 2
									252 N	Presbyterian	3 0
									262 H	Tennessee St.	3 0
									291 A	Alabama St.	3 0
									300 H	Tennessee Tech	3 0
									302 N	New Orleans	3 0
									309 N	Mercer	1 3
									318 N	Ark.-Pine Bluff	3 0
									331 N	Savannah St.	3 0
			LAST 10 GAMES								
			183 A	Eastern Ky.	1 3	300 H	Tennessee Tech	3 0			
			99 A	Morehead St.	0 3	249 H	Murray St.	3 2			
			262 H	Tennessee St.	3 0	167 H	Austin Peay	3 2			
			176 H	Belmont	0 3	163 A	Tennessee	3 2			
			141 A	Southeast Mo. St.	0 3	182 N	Georgia Tech	0 3			

Non-Div. I Games:

Jacksonville St.

Average RPI Win: 257		WON-LOST RECORD		WINNING PCT. RANK		LAST 10 GAMES		STRENGTH OF SCHEDULE		OPP. STRENGTH OF SCHEDULE		TEAM RPI		ADJ RPI		CONF. RPI		ADJ CONF. RPI	
DIV. I ONLY		9- 10		.47368 198		3- 7		216		273		217		.43947 228		18		19	
DIV. I NON-CONF.		7- 5		.58333 132		1- 2		221		296		177		.47429 192		21		20	
TOTALS		RPI 1-25		RPI 26-50		W-L RECORDS		RPI 51-100		RPI 101-150		RPI 150+							
9- 10		0- 1		0- 1		OVERALL		0- 0		0- 0		9- 8							
6- 4		0- 1		0- 0		HOME		0- 0		0- 0		6- 3							
1- 6		0- 0		0- 1		AWAY		0- 0		0- 0		1- 5							
2- 0		0- 0		0- 0		NEUTRAL		0- 0		0- 0		2- 0							
7- 5		0- 1		0- 0		NON-CONFERENCE		0- 0		0- 0		7- 4							
5- 3		0- 1		0- 0		HOME		0- 0		0- 0		5- 2							
0- 2		0- 0		0- 0		AWAY		0- 0		0- 0		0- 2							
2- 0		0- 0		0- 0		NEUTRAL		0- 0		0- 0		2- 0							
2- 5		0- 0		0- 1		CONFERENCE		0- 0		0- 0		2- 4							
1- 1		0- 0		0- 0		HOME		0- 0		0- 0		1- 1							
1- 4		0- 0		0- 1		AWAY		0- 0		0- 0		1- 3							
0- 0		0- 0		0- 0		NEUTRAL		0- 0		0- 0		0- 0							
RPI	S	Opponent		Score		RPI	S	Opponent		Score		RPI	S	Opponent		Score			
12	H	Minnesota		0 3		46	A	Yale		0 3		158	A	Harvard		0 3			
												172	H	Connecticut		0 3			
												174	A	Penn		1 3			
												205	H	Rhode Island		3 1			
												209	H	Central Conn. St.		3 0			
												217	A	Marist		1 3			
												224	A	Brown		2 3			
												225	H	Cornell		3 2			
												231	H	New Hampshire		3 1			
												244	H	Manhattan		3 1			
												256	H	Columbia		2 3			
												271	H	Grand Canyon		2 3			
												283	A	Princeton		3 2			
												292	N	Hartford		3 0			
												298	H	Providence		3 1			
												306	A	Bryant		0 3			
												326	N	UMass Lowell		3 0			
						LAST 10 GAMES													
						174	A	Penn		1	3	224	A	Brown		2	3		
						283	A	Princeton		3	2	306	A	Bryant		0	3		
						225	H	Cornell		3	2	158	A	Harvard		0	3		
						256	H	Columbia		2	3	231	H	New Hampshire		3	1		
						46	A	Yale		0	3	12	H	Minnesota		0	3		

Non-Div. I Games:

Dartmouth

Average RPI Win:		213	WON-LOST RECORD		WINNING PCT. RANK		LAST 10 GAMES		STRENGTH OF SCHEDULE		OPP. STRENGTH OF SCHEDULE		TEAM RPI		ADJ RPI		CONF. RPI		ADJ CONF. RPI				
DIV. I ONLY			2- 18	.1	315	2- 8			56			93			240	.43917	229	19	18				
DIV. I NON-CONF.			0- 13	0	317	0- 3			12			46			211	.4676	200	15	15				
<hr/>																							
TOTALS		RPI 1-25			RPI 26-50			W-L RECORDS			RPI 51-100			RPI 101-150			RPI 150+						
2- 18		0- 2			0- 3			OVERALL			0- 5			1- 5			1- 3						
2- 6		0- 1			0- 0			HOME			0- 3			1- 2			1- 0						
0- 6		0- 1			0- 0			AWAY			0- 1			0- 2			0- 2						
0- 6		0- 0			0- 3			NEUTRAL			0- 1			0- 1			0- 1						
0- 13		0- 2			0- 3			NON-CONFERENCE			0- 4			0- 3			0- 1						
0- 3		0- 1			0- 0			HOME			0- 2			0- 0			0- 0						
0- 4		0- 1			0- 0			AWAY			0- 1			0- 2			0- 0						
0- 6		0- 0			0- 3			NEUTRAL			0- 1			0- 1			0- 1						
2- 5		0- 0			0- 0			CONFERENCE			0- 1			1- 2			1- 2						
2- 3		0- 0			0- 0			HOME			0- 1			1- 2			1- 0						
0- 2		0- 0			0- 0			AWAY			0- 0			0- 0			0- 2						
0- 0		0- 0			0- 0			NEUTRAL			0- 0			0- 0			0- 0						
RPI	S	Opponent			Score			RPI	S	Opponent			Score			RPI	S	Opponent			Score		
10	A	Kansas			0	3		30	N	Georgia			0	3		57	H	Louisville			0	3	
11	H	Wisconsin			1	3		39	N	Wichita St.			0	3		69	H	South Dakota			1	3	
								44	N	Arizona St.			0	3		72	H	UNI			0	3	
																81	A	Ga. Southern			0	3	
																84	N	Notre Dame			1	3	

Non-Div. I Games:

North Dakota St.

Average RPI Win: 278		WON-LOST	WINNING	LAST 10	STRENGTH OF		OPP. STRENGTH	TEAM	ADJ	CONF.	ADJ CONF.
Average RPI Loss: 138		RECORD	PCT. RANK	GAMES	SCHEDULE		OF SCHEDULE	RPI	RPI	RPI	RPI
DIV. I ONLY		10- 14	.41667	227	3- 7		228	234	235	.43795	230
DIV. I NON-CONF.		9- 8	.52941	164	2- 1		276	275	225	.44233	229
TOTALS		RPI 1-25	RPI 26-50		W-L RECORDS		RPI 51-100		RPI 101-150		RPI 150+
10- 14	0- 0	0- 1		OVERALL		0- 3		0- 4		10- 6	
4- 3	0- 0	0- 0		HOME		0- 1		0- 1		4- 1	
4- 7	0- 0	0- 1		AWAY		0- 1		0- 1		4- 4	
2- 4	0- 0	0- 0		NEUTRAL		0- 1		0- 2		2- 1	
9- 8	0- 0	0- 0		NON-CONFERENCE		0- 2		0- 2		9- 4	
3- 1	0- 0	0- 0		HOME		0- 0		0- 0		3- 1	
4- 3	0- 0	0- 0		AWAY		0- 1		0- 0		4- 2	
2- 4	0- 0	0- 0		NEUTRAL		0- 1		0- 2		2- 1	
1- 6	0- 0	0- 1		CONFERENCE		0- 1		0- 2		1- 2	
1- 2	0- 0	0- 0		HOME		0- 1		0- 1		1- 0	
0- 4	0- 0	0- 1		AWAY		0- 0		0- 1		0- 2	
0- 0	0- 0	0- 0		NEUTRAL		0- 0		0- 0		0- 0	
RPI S	Opponent	Score	RPI S	Opponent	Score	RPI S	Opponent	Score	RPI S	Opponent	Score
			36 A	Tulsa	1 3	74 A	Wake Forest	0 3	116 A	North Texas	0 3
						76 H	Tulane	1 3	132 H	UAB	1 3
						93 N	East Tenn. St.	0 3	135 N	Denver	2 3
									150 N	Texas-Arlington	1 3
									152 A	Marshall	0 3
									161 A	Rice	0 3
									170 H	Loyola Chicago	0 3
									187 A	Appalachian St.	3 2
									188 N	UNC Greensboro	0 3
									208 A	Campbell	1 3
									219 A	Elon	3 0
									242 A	Howard	1 3
									243 N	Gardner-Webb	3 0
									269 H	Morgan St.	3 0
									279 H	Louisiana Tech	3 2
									301 A	Charleston So.	3 0
									305 H	Citadel	3 0
									325 A	N.C. Central	3 0
									325 N	N.C. Central	3 0
									331 H	Savannah St.	3 0
LAST 10 GAMES											
			36 A	Tulsa	1 3	331 H	Savannah St.	3 0			
			152 A	Marshall	0 3	132 H	UAB	1 3			
			76 H	Tulane	1 3	161 A	Rice	0 3			
			279 H	Louisiana Tech	3 2	116 A	North Texas	0 3			
			301 A	Charleston So.	3 0	242 A	Howard	1 3			

Non-Div. I Games:

East Carolina

Average RPI Win:	252	WON-LOST RECORD	WINNING PCT. RANK	LAST 10 GAMES	STRENGTH OF SCHEDULE	OPP. STRENGTH OF SCHEDULE	TEAM RPI	ADJ RPI	CONF. RPI	ADJ CONF. RPI	
DIV. I ONLY		11- 12	.47826 188	6- 4	241	242	220	.43766 231	29	29	
DIV. I NON-CONF.		6- 10	.375 234	1- 2	173	184	212	.44928 222	28	28	
<hr/>											
TOTALS	RPI 1-25	RPI 26-50		W-L RECORDS	RPI 51-100		RPI 101-150		RPI 150+		
11- 12	0- 1	0- 0		OVERALL	0- 2		1- 2		10- 7		
5- 1	0- 0	0- 0		HOME	0- 1		1- 0		4- 0		
5- 5	0- 0	0- 0		AWAY	0- 1		0- 1		5- 3		
1- 6	0- 1	0- 0		NEUTRAL	0- 0		0- 1		1- 4		
<hr/>											
6- 10	0- 1	0- 0		NON-CONFERENCE	0- 2		1- 2		5- 5		
3- 1	0- 0	0- 0		HOME	0- 1		1- 0		2- 0		
2- 3	0- 0	0- 0		AWAY	0- 1		0- 1		2- 1		
1- 6	0- 1	0- 0		NEUTRAL	0- 0		0- 1		1- 4		
<hr/>											
5- 2	0- 0	0- 0		CONFERENCE	0- 0		0- 0		5- 2		
2- 0	0- 0	0- 0		HOME	0- 0		0- 0		2- 0		
3- 2	0- 0	0- 0		AWAY	0- 0		0- 0		3- 2		
0- 0	0- 0	0- 0		NEUTRAL	0- 0		0- 0		0- 0		
<hr/>											
RPI S	Opponent	Score	RPI S	Opponent	Score	RPI S	Opponent	Score	RPI S	Opponent	Score
12 N	Minnesota	0 3				66 H	Missouri St.	0 3	101 A	Maryland	0 3
						80 A	Northeastern	1 3	127 N	Villanova	0 3
									149 H	St. John's (NY)	3 0
									158 A	Harvard	3 2
									171 A	Lehigh	3 2
									172 N	Connecticut	1 3
									205 N	Rhode Island	2 3
									205 N	Rhode Island	0 3
									220 A	UMBC	3 1
									224 H	Brown	3 2
									228 A	Dartmouth	1 3
									238 A	Albany (NY)	0 3
									265 A	Stony Brook	2 3
									266 N	George Mason	1 3
									292 H	Hartford	3 0
									298 H	Providence	3 0
									303 A	Binghamton	3 1
									306 H	Bryant	3 0
									326 A	UMass Lowell	3 0
									328 N	Saint Peter's	3 0
<hr/>											
			LAST 10 GAMES								
			238 A	Albany (NY)	0 3	265 A	Stony Brook	2 3			
			303 A	Binghamton	3 1	326 A	UMass Lowell	3 0			
			292 H	Hartford	3 0	158 A	Harvard	3 2			
			298 H	Providence	3 0	205 N	Rhode Island	0 3			
			220 A	UMBC	3 1	228 A	Dartmouth	1 3			

Non-Div. I Games:

New Hampshire

Average RPI Win: 266		WON-LOST RECORD		WINNING PCT. RANK		LAST 10 GAMES		STRENGTH OF SCHEDULE		OPP. STRENGTH OF SCHEDULE		TEAM RPI		ADJ RPI		CONF. RPI		ADJ CONF. RPI	
DIV. I ONLY		8- 11		.42105 222		4- 6		222		215		227		.4376 232		16		17	
DIV. I NON-CONF.		4- 7		.36364 238		0- 2		300		215		281		.39362 279		20		21	
TOTALS		RPI 1-25		RPI 26-50		W-L RECORDS		RPI 51-100		RPI 101-150		RPI 150+							
8- 11		0- 0		0- 0		OVERALL		0- 4		0- 0		8- 7							
2- 5		0- 0		0- 0		HOME		0- 2		0- 0		2- 3							
4- 3		0- 0		0- 0		AWAY		0- 2		0- 0		4- 1							
2- 3		0- 0		0- 0		NEUTRAL		0- 0		0- 0		2- 3							
4- 7		0- 0		0- 0		NON-CONFERENCE		0- 1		0- 0		4- 6							
1- 3		0- 0		0- 0		HOME		0- 0		0- 0		1- 3							
1- 1		0- 0		0- 0		AWAY		0- 1		0- 0		1- 0							
2- 3		0- 0		0- 0		NEUTRAL		0- 0		0- 0		2- 3							
4- 4		0- 0		0- 0		CONFERENCE		0- 3		0- 0		4- 1							
1- 2		0- 0		0- 0		HOME		0- 2		0- 0		1- 0							
3- 2		0- 0		0- 0		AWAY		0- 1		0- 0		3- 1							
0- 0		0- 0		0- 0		NEUTRAL		0- 0		0- 0		0- 0							
RPI	S	Opponent		Score	RPI	S	Opponent		Score	RPI	S	Opponent		Score					
							54 H Colgate	1	3			162 N Cleveland St.	1	3					
							61 H American	0	3			164 H UNC Wilmington	1	3					
							67 A West Virginia	0	3			171 A Lehigh	1	3					
							79 A Army	0	3			210 H Air Force	2	3					
												219 H Elon	0	3					
												233 N Northern Ky.	2	3					
												245 H Ill.-Chicago	3	1					
												248 A Bucknell	3	0					
												251 A Cincinnati	3	0					
												257 A Holy Cross	3	0					
												274 A Loyola Maryland	3	1					
												281 H Lafayette	3	0					
												282 N Canisius	3	0					
												287 N Fordham	0	3					
												288 N Norfolk St.	3	0					
LAST 10 GAMES																			
							61 H American	0	3			171 A Lehigh	1	3					
							274 A Loyola Maryland	3	1			248 A Bucknell	3	0					
							79 A Army	0	3			281 H Lafayette	3	0					
							257 A Holy Cross	3	0			162 N Cleveland St.	1	3					
							54 H Colgate	1	3			233 N Northern Ky.	2	3					

Non-Div. I Games:

Navy

Average RPI Win: 255		WON-LOST RECORD		WINNING PCT. RANK		LAST 10 GAMES		STRENGTH OF SCHEDULE		OPP. STRENGTH OF SCHEDULE		TEAM RPI		ADJ RPI		CONF. RPI		ADJ CONF. RPI	
Average RPI Loss: 124																			
DIV. I ONLY		8- 14		.36364 253		4- 6		225		146		239		.43513 233		26		25	
DIV. I NON-CONF.		5- 7		.41667 209		1- 0		252		77		220		.45616 215		26		25	
TOTALS		RPI 1-25		RPI 26-50		W-L RECORDS		RPI 51-100		RPI 101-150		RPI 150+							
8- 14		0- 0		0- 2		OVERALL		0- 5		0- 2		8- 5							
4- 2		0- 0		0- 0		HOME		0- 2		0- 0		4- 0							
1- 8		0- 0		0- 1		AWAY		0- 2		0- 2		1- 3							
3- 4		0- 0		0- 1		NEUTRAL		0- 1		0- 0		3- 2							
5- 7		0- 0		0- 2		NON-CONFERENCE		0- 2		0- 0		5- 3							
1- 0		0- 0		0- 0		HOME		0- 0		0- 0		1- 0							
1- 3		0- 0		0- 1		AWAY		0- 1		0- 0		1- 1							
3- 4		0- 0		0- 1		NEUTRAL		0- 1		0- 0		3- 2							
3- 7		0- 0		0- 0		CONFERENCE		0- 3		0- 2		3- 2							
3- 2		0- 0		0- 0		HOME		0- 2		0- 0		3- 0							
0- 5		0- 0		0- 0		AWAY		0- 1		0- 2		0- 2							
0- 0		0- 0		0- 0		NEUTRAL		0- 0		0- 0		0- 0							
RPI	S	Opponent		Score		RPI	S	Opponent		Score		RPI	S	Opponent		Score			
27	N	Michigan		0 3		56	A	Xavier		1 3		134	A	FGCU		1 3			
35	A	Purdue		1 3		85	A	Lipscomb		1 3		137	A	Jacksonville		1 3			
						85	H	Lipscomb		0 3		154	A	Miami (OH)		2 3			
						93	H	East Tenn. St.		1 3		162	N	Cleveland St.		0 3			
						95	N	Clemson		1 3		168	N	FIU		1 3			
												181	N	Syracuse		3 2			
												222	H	Kennesaw St.		3 2			
												232	N	Navy		3 2			
												237	N	Evansville		3 1			
												250	A	Stetson		0 3			
												251	A	Cincinnati		3 2			
												253	A	North Florida		0 3			
												296	H	Wright St.		3 1			
												309	H	Mercer		3 1			
												313	H	USC Upstate		3 2			
LAST 10 GAMES																			
134	A	FGCU		1 3		313	H	USC Upstate		3 2									
250	A	Stetson		0 3		93	H	East Tenn. St.		1 3									
309	H	Mercer		3 1		137	A	Jacksonville		1 3									
222	H	Kennesaw St.		3 2		253	A	North Florida		0 3									
85	A	Lipscomb		1 3		181	N	Syracuse		3 2									

Non-Div. I Games:

Northern Ky.

Average RPI Win:		260	WON-LOST		WINNING		LAST 10		STRENGTH OF		OPP. STRENGTH		TEAM		ADJ		CONF.		ADJ CONF.								
Average RPI Loss:		121	RECORD		PCT. RANK		GAMES		SCHEDULE		OF SCHEDULE		RPI		RPI		RPI		RPI								
DIV. I ONLY			6- 18		.25 284		1- 9		98		171		229		.435 234		13		14								
DIV. I NON-CONF.			6- 11		.35294 247		1- 2		84		174		175		.48144 179		14		14								
TOTALS		RPI 1-25		RPI 26-50		W-L RECORDS		RPI 51-100		RPI 101-150		RPI 150+															
6- 18		0- 2		0- 2		OVERALL		0- 4		0- 2		6- 8															
1- 3		0- 0		0- 0		HOME		0- 1		0- 0		1- 2															
2- 9		0- 1		0- 2		AWAY		0- 2		0- 0		2- 4															
3- 6		0- 1		0- 0		NEUTRAL		0- 1		0- 2		3- 2															
6- 11		0- 2		0- 2		NON-CONFERENCE		0- 2		0- 2		6- 3															
1- 0		0- 0		0- 0		HOME		0- 0		0- 0		1- 0															
2- 5		0- 1		0- 2		AWAY		0- 1		0- 0		2- 1															
3- 6		0- 1		0- 0		NEUTRAL		0- 1		0- 2		3- 2															
0- 7		0- 0		0- 0		CONFERENCE		0- 2		0- 0		0- 5															
0- 3		0- 0		0- 0		HOME		0- 1		0- 0		0- 2															
0- 4		0- 0		0- 0		AWAY		0- 1		0- 0		0- 3															
0- 0		0- 0		0- 0		NEUTRAL		0- 0		0- 0		0- 0															
RPI	S	Opponent		Score		RPI	S	Opponent		Score		RPI	S	Opponent		Score											
7	A	Missouri		0	3	41	A	Virginia Tech		1	3	60	A	New Mexico		1	3	106	N	Pacific		0	3				
14	N	Michigan St.		0	3	42	A	North Carolina St.		1	3	65	N	Middle Tenn.		0	3	141	N	Southeast Mo. St.		1	3				
												80	A	Northeastern		0	3	156	N	Samford		0	3				
												80	H	Northeastern		0	3	160	N	Northern Ariz.		3	0				
																		173	A	James Madison		1	3				
																		175	H	Delaware		0	3				
																		177	A	George Washington		3	1				
																		187	N	Appalachian St.		0	3				
																		202	A	Hofstra		0	3				
																		202	H	Hofstra		2	3				
																		220	A	UMBC		0	3				
																		223	A	William & Mary		2	3				
																		284	H	Coppin St.		3	1				
																		303	N	Binghamton		3	2				
																		307	N	Saint Francis (PA)		3	0				
																		327	A	Delaware St.		3	2				
						LAST 10 GAMES																					
						202 A Hofstra						0	3	202 H Hofstra						2	3						
						80 A Northeastern						0	3	177 A George Washington						3	1						
						223 A William & Mary						2	3	175 H Delaware						0	3						
						173 A James Madison						1	3	156 N Samford						0	3						
						80 H Northeastern						0	3	65 N Middle Tenn.						0	3						

Non-Div. I Games: Abilene Christian 1 3

Towson

Average RPI Win: 275		WON-LOST	WINNING	LAST 10	STRENGTH OF		OPP. STRENGTH	TEAM	ADJ	CONF.	ADJ CONF.
Average RPI Loss: 184		RECORD	PCT. RANK	GAMES	SCHEDULE		OF SCHEDULE	RPI	RPI	RPI	RPI
DIV. I ONLY		13- 9	.59091	118	6- 4		315	261	233	.43434	235
DIV. I NON-CONF.		10- 6	.625	109	3- 1		318	253	240	.43931	234
TOTALS		RPI 1-25	RPI 26-50		W-L RECORDS		RPI 51-100		RPI 101-150		RPI 150+
13- 9	0- 0	0- 1		OVERALL		0- 1		0- 0		13- 7	
6- 0	0- 0	0- 0		HOME		0- 0		0- 0		6- 0	
2- 5	0- 0	0- 0		AWAY		0- 1		0- 0		2- 4	
5- 4	0- 0	0- 1		NEUTRAL		0- 0		0- 0		5- 3	
10- 6	0- 0	0- 1		NON-CONFERENCE		0- 1		0- 0		10- 4	
3- 0	0- 0	0- 0		HOME		0- 0		0- 0		3- 0	
2- 2	0- 0	0- 0		AWAY		0- 1		0- 0		2- 1	
5- 4	0- 0	0- 1		NEUTRAL		0- 0		0- 0		5- 3	
3- 3	0- 0	0- 0		CONFERENCE		0- 0		0- 0		3- 3	
3- 0	0- 0	0- 0		HOME		0- 0		0- 0		3- 0	
0- 3	0- 0	0- 0		AWAY		0- 0		0- 0		0- 3	
0- 0	0- 0	0- 0		NEUTRAL		0- 0		0- 0		0- 0	
RPI S	Opponent	Score	RPI S	Opponent	Score	RPI S	Opponent	Score	RPI S	Opponent	Score
			47 N	Ball St.	0 3	88 A	Col. of Charleston	0 3	163 N	Tennessee	1 3
									164 A	UNC Wilmington	1 3
									179 N	Boston College	3 2
									185 A	Radford	0 3
									193 A	Western Caro.	3 0
									211 A	Liberty	0 3
									243 A	Gardner-Webb	2 3
									243 H	Gardner-Webb	3 1
									252 H	Presbyterian	3 0
									261 H	Winthrop	3 1
									264 N	Charlotte	1 3
									280 N	Alabama A&M	3 0
									289 N	UT Martin	1 3
									296 N	Wright St.	3 1
									297 A	Chattanooga	3 1
									309 N	Mercer	3 1
									313 H	USC Upstate	3 1
									314 H	N.C. A&T	3 0
									314 N	N.C. A&T	3 0
									325 H	N.C. Central	3 0
LAST 10 GAMES											
			243 A	Gardner-Webb	2 3	185 A	Radford	0 3			
			314 H	N.C. A&T	3 0	313 H	USC Upstate	3 1			
			252 H	Presbyterian	3 0	243 H	Gardner-Webb	3 1			
			261 H	Winthrop	3 1	88 A	Col. of Charleston	0 3			
			211 A	Liberty	0 3	280 N	Alabama A&M	3 0			

Non-Div. I Games:

UNC Asheville

Average RPI Win: 275		WON-LOST RECORD		WINNING PCT. RANK		LAST 10 GAMES		STRENGTH OF SCHEDULE		OPP. STRENGTH OF SCHEDULE		TEAM RPI		ADJ RPI		CONF. RPI		ADJ CONF. RPI					
DIV. I ONLY		9- 13		.40909 229		5- 5		263		154		244		.43342 236		19		18					
DIV. I NON-CONF.		6- 9		.4 218		2- 1		240		161		232		.44011 232		15		15					
TOTALS		RPI 1-25		RPI 26-50		W-L RECORDS		RPI 51-100		RPI 101-150		RPI 150+											
9- 13		0- 2		0- 2		OVERALL		0- 2		0- 4		9- 3											
3- 0		0- 0		0- 0		HOME		0- 0		0- 0		3- 0											
2- 8		0- 1		0- 0		AWAY		0- 2		0- 4		2- 1											
4- 5		0- 1		0- 2		NEUTRAL		0- 0		0- 0		4- 2											
6- 9		0- 2		0- 2		NON-CONFERENCE		0- 1		0- 1		6- 3											
1- 0		0- 0		0- 0		HOME		0- 0		0- 0		1- 0											
1- 4		0- 1		0- 0		AWAY		0- 1		0- 1		1- 1											
4- 5		0- 1		0- 2		NEUTRAL		0- 0		0- 0		4- 2											
3- 4		0- 0		0- 0		CONFERENCE		0- 1		0- 3		3- 0											
2- 0		0- 0		0- 0		HOME		0- 0		0- 0		2- 0											
1- 4		0- 0		0- 0		AWAY		0- 1		0- 3		1- 0											
0- 0		0- 0		0- 0		NEUTRAL		0- 0		0- 0		0- 0											
RPI S	Opponent		Score		RPI S	Opponent		Score		RPI S	Opponent		Score		RPI S	Opponent		Score					
12 A	Minnesota		0	3	47 N	Ball St.		1	3	69 A	South Dakota		0	3	110 A	Northern Ill.		2	3				
19 N	Duke		0	3	47 N	Ball St.		0	3	96 A	Iowa		1	3	133 A	IUPUI		0	3				

Average RPI Win: 255		WON-LOST	WINNING	LAST 10	STRENGTH OF		OPP. STRENGTH	TEAM	ADJ	CONF.	ADJ CONF.
Average RPI Loss: 149		RECORD	PCT. RANK	GAMES	SCHEDULE		OF SCHEDULE	RPI	RPI	RPI	RPI
DIV. I ONLY		7- 13	.35	258	2- 8		166	231	231	.43215	237
DIV. I NON-CONF.		5- 6	.45455	199	0- 1		210	289	218	.44655	226
TOTALS		RPI 1-25	RPI 26-50		W-L RECORDS		RPI 51-100		RPI 101-150		RPI 150+
7- 13	0- 0	0- 1		OVERALL		0- 4		0- 1		7- 7	
4- 4	0- 0	0- 0		HOME		0- 2		0- 1		4- 1	
2- 7	0- 0	0- 1		AWAY		0- 2		0- 0		2- 4	
1- 2	0- 0	0- 0		NEUTRAL		0- 0		0- 0		1- 2	
5- 6	0- 0	0- 0		NON-CONFERENCE		0- 1		0- 0		5- 5	
2- 1	0- 0	0- 0		HOME		0- 1		0- 0		2- 0	
2- 3	0- 0	0- 0		AWAY		0- 0		0- 0		2- 3	
1- 2	0- 0	0- 0		NEUTRAL		0- 0		0- 0		1- 2	
2- 7	0- 0	0- 1		CONFERENCE		0- 3		0- 1		2- 2	
2- 3	0- 0	0- 0		HOME		0- 1		0- 1		2- 1	
0- 4	0- 0	0- 1		AWAY		0- 2		0- 0		0- 1	
0- 0	0- 0	0- 0		NEUTRAL		0- 0		0- 0		0- 0	
RPI S	Opponent	Score	RPI S	Opponent	Score	RPI S	Opponent	Score	RPI S	Opponent	Score
			39 A	Wichita St.	0 3	62 A	Illinois St.	0 3	140 H	Southern Ill.	1 3
						66 A	Missouri St.	0 3	154 A	Miami (OH)	0 3
						72 H	UNI	0 3	170 H	Loyola Chicago	0 3
						77 H	Valparaiso	1 3	176 A	Belmont	1 3
									190 N	Hampton	2 3
									204 H	Bradley	3 1
									207 H	Memphis	3 2
									233 N	Northern Ky.	1 3
									249 A	Murray St.	3 0
									249 N	Murray St.	3 0
									258 H	SIU Edwardsville	3 1
									275 A	Indiana St.	0 3
									289 A	UT Martin	2 3
									294 H	Drake	3 0
									325 A	N.C. Central	3 0
LAST 10 GAMES											
			140 H	Southern Ill.	1 3	204 H	Bradley	3 1			
			294 H	Drake	3 0	170 H	Loyola Chicago	0 3			
			72 H	UNI	0 3	275 A	Indiana St.	0 3			
			39 A	Wichita St.	0 3	62 A	Illinois St.	0 3			
			66 A	Missouri St.	0 3	176 A	Belmont	1 3			

Non-Div. I Games:

Evansville

Average RPI Win:		283	WON-LOST RECORD		WINNING PCT. RANK		LAST 10 GAMES		STRENGTH OF SCHEDULE		OPP. STRENGTH OF SCHEDULE		TEAM RPI		ADJ RPI		CONF. RPI		ADJ CONF. RPI				
Average RPI Loss:		120																					
DIV. I ONLY			5- 15		.25 284		5- 5		131		160		238		.43145 238		29		29				
DIV. I NON-CONF.			0- 13		0 317		0- 3		49		47		250		.42649 249		28		28				
TOTALS		RPI 1-25		RPI 26-50		W-L RECORDS		RPI 51-100		RPI 101-150		RPI 150+											
5- 15		0- 2		0- 2		OVERALL		0- 3		0- 2		5- 6											
4- 1		0- 0		0- 0		HOME		0- 0		0- 0		4- 1											
1- 6		0- 2		0- 0		AWAY		0- 1		0- 1		1- 2											
0- 8		0- 0		0- 2		NEUTRAL		0- 2		0- 1		0- 3											
0- 13		0- 2		0- 2		NON-CONFERENCE		0- 3		0- 2		0- 4											
0- 0		0- 0		0- 0		HOME		0- 0		0- 0		0- 0											
0- 5		0- 2		0- 0		AWAY		0- 1		0- 1		0- 1											
0- 8		0- 0		0- 2		NEUTRAL		0- 2		0- 1		0- 3											
5- 2		0- 0		0- 0		CONFERENCE		0- 0		0- 0		5- 2											
4- 1		0- 0		0- 0		HOME		0- 0		0- 0		4- 1											
1- 1		0- 0		0- 0		AWAY		0- 0		0- 0		1- 1											
0- 0		0- 0		0- 0		NEUTRAL		0- 0		0- 0		0- 0											
RPI	S	Opponent		Score		RPI	S	Opponent		Score		RPI	S	Opponent		Score							
2	A	Penn St.		0	3	34	N	UCLA		0	3	54	A	Colgate		0	3	116	N	North Texas	0	3	
24	A	North Carolina		0	3	46	N	Yale		0	3	80	N	Northeastern		0	3	130	A	Loyola Marymount	0	3	
												97	N	Pittsburgh		0	3	172	A	Connecticut		0	3
												173	N	James Madison		0	3						
												177	N	George Washington		0	3						
												183	N	Eastern Ky.		2	3						
												220	H	UMBC		2	3						
												231	H	New Hampshire		3	0						
												265	H	Stony Brook		3	1						
												292	A	Hartford		3	1						
												298	A	Providence		0	3						
												303	H	Binghamton		3	0						
												326	H	UMass Lowell		3	0						
												LAST 10 GAMES											
231 H New Hampshire						3	0	298 A Providence						0	3								
326 H UMass Lowell						3	0	292 A Hartford						3	1								
54 A Colgate						0	3	303 H Binghamton						3	0								
265 H Stony Brook						3	1	46 N Yale						0	3								
220 H UMBC						2	3	183 N Eastern Ky.						2	3								

Non-Div. I Games:

Albany (NY)

Average RPI Win:	297	WON-LOST RECORD	WINNING PCT. RANK	LAST 10 GAMES	STRENGTH OF SCHEDULE	OPP. STRENGTH OF SCHEDULE	TEAM RPI	ADJ RPI	CONF. RPI	ADJ CONF. RPI	
Average RPI Loss:	158										
DIV. I ONLY	11- 9	.55	135	6- 4	311	276	243	.43115	239	30	30
DIV. I NON-CONF.	6- 7	.46154	190	1- 2	267	224	242	.43625	240	30	30
<hr/>											
TOTALS	RPI 1-25	RPI 26-50		W-L RECORDS	RPI 51-100		RPI 101-150		RPI 150+		
11- 9	0- 0	0- 0		OVERALL	0- 1		0- 3		11- 5		
4- 1	0- 0	0- 0		HOME	0- 1		0- 0		4- 0		
5- 5	0- 0	0- 0		AWAY	0- 0		0- 2		5- 3		
2- 3	0- 0	0- 0		NEUTRAL	0- 0		0- 1		2- 2		
<hr/>											
6- 7	0- 0	0- 0		NON-CONFERENCE	0- 1		0- 2		6- 4		
2- 1	0- 0	0- 0		HOME	0- 1		0- 0		2- 0		
2- 3	0- 0	0- 0		AWAY	0- 0		0- 1		2- 2		
2- 3	0- 0	0- 0		NEUTRAL	0- 0		0- 1		2- 2		
<hr/>											
5- 2	0- 0	0- 0		CONFERENCE	0- 0		0- 1		5- 1		
2- 0	0- 0	0- 0		HOME	0- 0		0- 0		2- 0		
3- 2	0- 0	0- 0		AWAY	0- 0		0- 1		3- 1		
0- 0	0- 0	0- 0		NEUTRAL	0- 0		0- 0		0- 0		
<hr/>											
RPI S	Opponent	Score	RPI S	Opponent	Score	RPI S	Opponent	Score	RPI S	Opponent	Score
						61 H	American	0 3	115 A	LIU Brooklyn	0 3
									122 N	Furman	1 3
									127 A	Villanova	1 3
									172 A	Connecticut	2 3
									174 N	Penn	0 3
									175 A	Delaware	0 3
									209 A	Central Conn. St.	1 3
									244 H	Manhattan	3 2
									257 A	Holy Cross	3 0
									265 N	Stony Brook	1 3
									267 N	Rutgers	3 2
									288 N	Norfolk St.	3 1
									306 A	Bryant	3 1
									307 H	Saint Francis (PA)	3 0
									308 H	UMES	3 1
									310 H	Robert Morris	3 0
									320 A	St. Francis Brooklyn	3 0
									326 A	UMass Lowell	3 0
									330 A	Fairleigh Dickinson	3 2
<hr/>											
LAST 10 GAMES											
						330 A	Fairleigh Dickinson	3 2	306 A	Bryant	3 1
						320 A	St. Francis Brooklyn	3 0	310 H	Robert Morris	3 0
						115 A	LIU Brooklyn	0 3	307 H	Saint Francis (PA)	3 0
						172 A	Connecticut	2 3	174 N	Penn	0 3
						209 A	Central Conn. St.	1 3	288 N	Norfolk St.	3 1

Non-Div. I Games:

Sacred Heart

Average RPI Win:	311	WON-LOST	WINNING	LAST 10	STRENGTH OF	OPP. STRENGTH	TEAM	ADJ	CONF.	ADJ CONF.					
Average RPI Loss:	157	RECORD	PCT. RANK	GAMES	SCHEDULE	OF SCHEDULE	RPI	RPI	RPI	RPI					
DIV. I ONLY		7- 8	.46667	201	5- 3	260	327	251	.42905	240	33	33			
DIV. I NON-CONF.		1- 7	.125	300	1- 3	18	279	219	.45607	216	33	33			
<hr/>															
TOTALS	RPI 1-25	RPI 26-50		W-L RECORDS		RPI 51-100		RPI 101-150		RPI 150+					
7- 8	0- 0	0- 0		OVERALL		0- 1		0- 4		7- 3					
4- 2	0- 0	0- 0		HOME		0- 0		0- 1		4- 1					
3- 2	0- 0	0- 0		AWAY		0- 1		0- 1		3- 0					
0- 4	0- 0	0- 0		NEUTRAL		0- 0		0- 2		0- 2					
1- 7	0- 0	0- 0		NON-CONFERENCE		0- 1		0- 4		1- 2					
1- 2	0- 0	0- 0		HOME		0- 0		0- 1		1- 1					
0- 2	0- 0	0- 0		AWAY		0- 1		0- 1		0- 0					
0- 3	0- 0	0- 0		NEUTRAL		0- 0		0- 2		0- 1					
6- 1	0- 0	0- 0		CONFERENCE		0- 0		0- 0		6- 1					
3- 0	0- 0	0- 0		HOME		0- 0		0- 0		3- 0					
3- 0	0- 0	0- 0		AWAY		0- 0		0- 0		3- 0					
0- 1	0- 0	0- 0		NEUTRAL		0- 0		0- 0		0- 1					
<hr/>															
RPI	S	Opponent	Score	RPI	S	Opponent	Score	RPI	S	Opponent	Score				
				76 A Tulane				0	3	105 H Oral Roberts		0	3		
												105 N Oral Roberts		0	3
												119 N North Dakota		0	3
												120 A UTEP		0	3
												189 H Houston		2	3
												221 N Florida A&M		0	3
												263 H Tex.-Pan American		3	1
												312 A Prairie View		3	0
												312 H Prairie View		3	0
												317 H Southern U.		3	1
												317 N Southern U.		2	3
												318 A Ark.-Pine Bluff		3	1
												329 A Grambling		3	0
												329 H Grambling		3	0
								LAST 10 GAMES							
				312 A Prairie View				3	0	221 N Florida A&M				0	3
				329 H Grambling				3	0	76 A Tulane				0	3
				318 A Ark.-Pine Bluff				3	1	119 N North Dakota				0	3
				329 A Grambling				3	0	120 A UTEP				0	3
				263 H Tex.-Pan American				3	1	105 N Oral Roberts				0	3

Non-Div. I Games:	Ouachita Baptist	3	1	Huston-Tillotson	3	0
-------------------	------------------	---	---	------------------	---	---

Texas Southern

Average RPI Win: 259		WON-LOST RECORD		WINNING PCT. RANK		LAST 10 GAMES		STRENGTH OF SCHEDULE		OPP. STRENGTH OF SCHEDULE		TEAM RPI		ADJ RPI		CONF. RPI		ADJ CONF. RPI	
DIV. I ONLY		10- 11		.47619 194		5- 5		290		230		249		.4265 241		23		21	
DIV. I NON-CONF.		5- 6		.45455 199		0- 0		299		257		259		.42405 252		19		18	
TOTALS		RPI 1-25		RPI 26-50		W-L RECORDS		RPI 51-100		RPI 101-150		RPI 150+							
10- 11		0- 0		0- 0		OVERALL		0- 1		0- 6		10- 4							
5- 4		0- 0		0- 0		HOME		0- 0		0- 2		5- 2							
2- 5		0- 0		0- 0		AWAY		0- 1		0- 3		2- 1							
3- 2		0- 0		0- 0		NEUTRAL		0- 0		0- 1		3- 1							
5- 6		0- 0		0- 0		NON-CONFERENCE		0- 0		0- 4		5- 2							
1- 2		0- 0		0- 0		HOME		0- 0		0- 1		1- 1							
1- 2		0- 0		0- 0		AWAY		0- 0		0- 2		1- 0							
3- 2		0- 0		0- 0		NEUTRAL		0- 0		0- 1		3- 1							
5- 5		0- 0		0- 0		CONFERENCE		0- 1		0- 2		5- 2							
4- 2		0- 0		0- 0		HOME		0- 0		0- 1		4- 1							
1- 3		0- 0		0- 0		AWAY		0- 1		0- 1		1- 1							
0- 0		0- 0		0- 0		NEUTRAL		0- 0		0- 0		0- 0							
RPI S	Opponent	Score		RPI S	Opponent	Score		RPI S	Opponent	Score		RPI S	Opponent	Score					
								92 A	Portland St.	0	3	116 N	North Texas	0	3				
												119 H	North Dakota	1	3				
												123 A	Boise St.	0	3				
												125 A	Idaho St.	0	3				
												126 H	Cal Poly	2	3				
												145 A	UC Davis	0	3				
												155 N	Idaho	1	3				
												160 H	Northern Ariz.	3	1				
												166 H	Northern Colo.	3	2				
												209 H	Central Conn. St.	3	1				
												212 A	Eastern Wash.	2	3				
												213 H	Montana	0	3				
												248 N	Bucknell	3	2				
												268 H	Montana St.	3	1				
												270 H	San Jose St.	0	3				
												281 N	Lafayette	3	0				
												299 A	Weber St.	3	2				
												304 H	Southern Utah	3	0				
												323 A	La Salle	3	1				
												330 N	Fairleigh Dickinson	3	0				
				LAST 10 GAMES															
				268 H Montana St.				3	1	166 H Northern Colo.				3	2				
				213 H Montana				0	3	304 H Southern Utah				3	0				
				125 A Idaho St.				0	3	160 H Northern Ariz.				3	1				
				299 A Weber St.				3	2	92 A Portland St.				0	3				
				119 H North Dakota				1	3	212 A Eastern Wash.				2	3				

Average RPI Win:	297	WON-LOST RECORD	WINNING PCT. RANK	LAST 10 GAMES	STRENGTH OF SCHEDULE	OPP. STRENGTH OF SCHEDULE	TEAM RPI	ADJ RPI	CONF. RPI	ADJ CONF. RPI							
Average RPI Loss:	220	16- 8	.66667 69	6- 4	324	314	237	.42502 242	32	32							
DIV. I ONLY		9- 6	.6 118	1- 2	304	306	231	.43367 242	32	31							
DIV. I NON-CONF.																	
<hr/>																	
TOTALS	RPI 1-25	RPI 26-50		W-L RECORDS	RPI 51-100		RPI 101-150		RPI 150+								
16- 8	0- 0	0- 0		OVERALL	0- 1		0- 0		16- 7								
6- 3	0- 0	0- 0		HOME	0- 0		0- 0		6- 3								
3- 2	0- 0	0- 0		AWAY	0- 0		0- 0		3- 2								
7- 3	0- 0	0- 0		NEUTRAL	0- 1		0- 0		7- 2								
<hr/>																	
9- 6	0- 0	0- 0		NON-CONFERENCE	0- 1		0- 0		9- 5								
2- 1	0- 0	0- 0		HOME	0- 0		0- 0		2- 1								
1- 2	0- 0	0- 0		AWAY	0- 0		0- 0		1- 2								
6- 3	0- 0	0- 0		NEUTRAL	0- 1		0- 0		6- 2								
<hr/>																	
7- 2	0- 0	0- 0		CONFERENCE	0- 0		0- 0		7- 2								
4- 2	0- 0	0- 0		HOME	0- 0		0- 0		4- 2								
2- 0	0- 0	0- 0		AWAY	0- 0		0- 0		2- 0								
1- 0	0- 0	0- 0		NEUTRAL	0- 0		0- 0		1- 0								
<hr/>																	
RPI S	Opponent	Score	RPI S	Opponent	Score	RPI S	Opponent	Score	RPI S	Opponent	Score						
						61 N	American	0 3	169 N	Georgetown	1 3						
						190 H	Hampton	0 3									
						230 H	East Carolina	3 1									
						244 A	Manhattan	0 3									
						248 H	Bucknell	2 3									
						266 N	George Mason	3 0									
						269 H	Morgan St.	1 3									
						269 N	Morgan St.	3 2									
						274 N	Loyola Maryland	3 0									
						278 N	Rider	1 3									
						284 H	Coppin St.	3 0									
						288 H	Norfolk St.	3 1									
						295 N	NJIT	3 1									
						295 N	NJIT	3 0									
						298 A	Providence	1 3									
						307 N	Saint Francis (PA)	3 1									
						308 A	UMES	3 1									
						320 A	St. Francis Brooklyn	3 2									
						320 N	St. Francis Brooklyn	3 1									
						323 H	La Salle	3 1									
						324 H	Bethune-Cookman	3 0									
									LAST 10 GAMES								
									324 H	Bethune-Cookman	3 0						
									269 H	Morgan St.	1 3						
									248 H	Bucknell	2 3						
284 H	Coppin St.	3 0															
288 H	Norfolk St.	3 1															
						190 H	Hampton	0 3	327 A	Delaware St.	3 1						
						308 A	UMES	3 1									
						327 A	Delaware St.	3 1									
						230 H	East Carolina	3 1									
						298 A	Providence	1 3									

Non-Div. I Games:

Howard

Average RPI Win: 242		WON-LOST	WINNING	LAST 10	STRENGTH OF		OPP. STRENGTH	TEAM	ADJ	CONF.	ADJ CONF.
Average RPI Loss: 206		RECORD	PCT. RANK	GAMES	SCHEDULE		OF SCHEDULE	RPI	RPI	RPI	RPI
DIV. I ONLY		11- 11	.5	173	7- 3		264	274	230	.42439	243
DIV. I NON-CONF.		7- 9	.4375	204	3- 1		288	260	260	.40672	268
TOTALS		RPI 1-25	RPI 26-50		W-L RECORDS		RPI 51-100		RPI 101-150		RPI 150+
11- 11	0- 0	0- 0		OVERALL		0- 1		0- 1		11- 9	
4- 1	0- 0	0- 0		HOME		0- 0		0- 0		4- 1	
4- 6	0- 0	0- 0		AWAY		0- 0		0- 1		4- 5	
3- 4	0- 0	0- 0		NEUTRAL		0- 1		0- 0		3- 3	
7- 9	0- 0	0- 0		NON-CONFERENCE		0- 1		0- 1		7- 7	
2- 0	0- 0	0- 0		HOME		0- 0		0- 0		2- 0	
2- 5	0- 0	0- 0		AWAY		0- 0		0- 1		2- 4	
3- 4	0- 0	0- 0		NEUTRAL		0- 1		0- 0		3- 3	
4- 2	0- 0	0- 0		CONFERENCE		0- 0		0- 0		4- 2	
2- 1	0- 0	0- 0		HOME		0- 0		0- 0		2- 1	
2- 1	0- 0	0- 0		AWAY		0- 0		0- 0		2- 1	
0- 0	0- 0	0- 0		NEUTRAL		0- 0		0- 0		0- 0	
RPI S	Opponent	Score	RPI S	Opponent	Score	RPI S	Opponent	Score	RPI S	Opponent	Score
						74 N	Wake Forest	0 3	142 A	Cal St. Fullerton	0 3
									154 N	Miami (OH)	0 3
									176 A	Belmont	2 3
									185 A	Radford	3 2
									193 H	Western Caro.	3 1
									196 H	Davidson	3 0
									201 N	Kent St.	3 1
									207 N	Memphis	0 3
									211 A	Liberty	3 2
									219 A	Elon	2 3
									223 N	William & Mary	3 1
									230 N	East Carolina	0 3
									235 A	UNC Asheville	1 3
									235 H	UNC Asheville	3 2
									252 H	Presbyterian	3 2
									261 H	Winthrop	0 3
									264 A	Charlotte	0 3
									305 A	Citadel	1 3
									314 A	N.C. A&T	3 1
									322 A	South Carolina St.	3 0
									325 N	N.C. Central	3 1
LAST 10 GAMES											
						235 H	UNC Asheville	3 2	185 A	Radford	3 2
						314 A	N.C. A&T	3 1	211 A	Liberty	3 2
						261 H	Winthrop	0 3	322 A	South Carolina St.	3 0
						252 H	Presbyterian	3 2	235 A	UNC Asheville	1 3
						196 H	Davidson	3 0	264 A	Charlotte	0 3

Non-Div. I Games: Montreat 3 0 Brevard 3 0

Gardner-Webb

Average RPI Win:	285	WON-LOST RECORD	WINNING PCT. RANK	LAST 10 GAMES	STRENGTH OF SCHEDULE	OPP. STRENGTH OF SCHEDULE	TEAM RPI	ADJ RPI	CONF. RPI	ADJ CONF. RPI		
Average RPI Loss:	228											
DIV. I ONLY		14- 9	.6087	106	7- 3	304	320	232	.42222	244	28	28
DIV. I NON-CONF.		6- 7	.46154	190	0- 1	266	322	254	.41033	264	29	29
<hr/>												
TOTALS		RPI 1-25		RPI 26-50		W-L RECORDS		RPI 51-100		RPI 101-150		RPI 150+
14- 9		0- 0		0- 0		OVERALL		0- 1		0- 0		14- 8
6- 2		0- 0		0- 0		HOME		0- 0		0- 0		6- 2
5- 4		0- 0		0- 0		AWAY		0- 0		0- 0		5- 4
3- 3		0- 0		0- 0		NEUTRAL		0- 1		0- 0		3- 2
6- 7		0- 0		0- 0		NON-CONFERENCE		0- 1		0- 0		6- 6
2- 1		0- 0		0- 0		HOME		0- 0		0- 0		2- 1
1- 3		0- 0		0- 0		AWAY		0- 0		0- 0		1- 3
3- 3		0- 0		0- 0		NEUTRAL		0- 1		0- 0		3- 2
8- 2		0- 0		0- 0		CONFERENCE		0- 0		0- 0		8- 2
4- 1		0- 0		0- 0		HOME		0- 0		0- 0		4- 1
4- 1		0- 0		0- 0		AWAY		0- 0		0- 0		4- 1
0- 0		0- 0		0- 0		NEUTRAL		0- 0		0- 0		0- 0
RPI	S	Opponent	Score	RPI	S	Opponent	Score	RPI	S	Opponent	Score	

Non-Div. I Games:

Manhattan

Average RPI Win:	250	WON-LOST	WINNING	LAST 10	STRENGTH OF	OPP. STRENGTH	TEAM	ADJ	CONF.	ADJ CONF.	
Average RPI Loss:	146	RECORD	PCT. RANK	GAMES	SCHEDULE	OF SCHEDULE	RPI	RPI	RPI	RPI	
DIV. I ONLY	7- 15	.31818	267	3- 7	178	219	246	.42215	245	17	16
DIV. I NON-CONF.	5- 10	.33333	248	1- 2	204	219	247	.42602	251	17	17
<hr/>											
TOTALS	RPI 1-25	RPI 26-50		W-L RECORDS	RPI 51-100		RPI 101-150		RPI 150+		
7- 15	0- 0	0- 1		OVERALL	0- 4		0- 2		7- 8		
3- 7	0- 0	0- 0		HOME	0- 3		0- 2		3- 2		
1- 4	0- 0	0- 0		AWAY	0- 1		0- 0		1- 3		
3- 4	0- 0	0- 1		NEUTRAL	0- 0		0- 0		3- 3		
<hr/>											
5- 10	0- 0	0- 1		NON-CONFERENCE	0- 2		0- 2		5- 5		
2- 3	0- 0	0- 0		HOME	0- 1		0- 2		2- 0		
0- 3	0- 0	0- 0		AWAY	0- 1		0- 0		0- 2		
3- 4	0- 0	0- 1		NEUTRAL	0- 0		0- 0		3- 3		
<hr/>											
2- 5	0- 0	0- 0		CONFERENCE	0- 2		0- 0		2- 3		
1- 4	0- 0	0- 0		HOME	0- 2		0- 0		1- 2		
1- 1	0- 0	0- 0		AWAY	0- 0		0- 0		1- 1		
0- 0	0- 0	0- 0		NEUTRAL	0- 0		0- 0		0- 0		
<hr/>											
RPI S	Opponent	Score	RPI S	Opponent	Score	RPI S	Opponent	Score	RPI S	Opponent	Score
			47 N	Ball St.	0 3	68 H	TCU	1 3	124 H	DePaul	0 3
						77 H	Valparaiso	1 3	135 H	Denver	0 3
						91 H	Milwaukee	0 3	152 H	Marshall	3 2
						96 A	Iowa	1 3	153 H	Green Bay	0 3
									162 A	Cleveland St.	3 2
									164 N	UNC Wilmington	1 3
									178 A	Youngstown St.	0 3
									195 N	Eastern Ill.	0 3
									199 H	Oakland	0 3
									201 A	Kent St.	1 3
									219 N	Elon	3 1
									232 A	Navy	1 3
									236 N	Western Ill.	0 3
									294 N	Drake	3 1
									296 H	Wright St.	3 0
									303 N	Binghamton	3 0
									321 H	Chicago St.	3 1
<hr/>											
LAST 10 GAMES											
			199 H	Oakland	0 3	91 H	Milwaukee	0 3			
			296 H	Wright St.	3 0	77 H	Valparaiso	1 3			
			178 A	Youngstown St.	0 3	124 H	DePaul	0 3			
			162 A	Cleveland St.	3 2	303 N	Binghamton	3 0			
			153 H	Green Bay	0 3	201 A	Kent St.	1 3			

Non-Div. I Games:

Ill.-Chicago

Average RPI Win:		0	WON-LOST		WINNING		LAST 10		STRENGTH OF		OPP. STRENGTH		TEAM		ADJ		CONF.		ADJ CONF.				
Average RPI Loss:		91	RECORD		PCT. RANK		GAMES		SCHEDULE		OF SCHEDULE		RPI		RPI		RPI		RPI				
DIV. I ONLY			0- 18		0	328	0- 10		65		65		272		.42153	246	7		7				
DIV. I NON-CONF.			0- 9		0	317	0- 1		58		90		265		.42666	248	5		5				
TOTALS		RPI 1-25		RPI 26-50		W-L RECORDS		RPI 51-100		RPI 101-150		RPI 150+											
0- 18		0- 1		0- 3		OVERALL		0- 5		0- 9		0- 0											
0- 11		0- 1		0- 2		HOME		0- 4		0- 4		0- 0											
0- 5		0- 0		0- 0		AWAY		0- 1		0- 4		0- 0											
0- 2		0- 0		0- 1		NEUTRAL		0- 0		0- 1		0- 0											
0- 9		0- 0		0- 2		NON-CONFERENCE		0- 3		0- 4		0- 0											
0- 6		0- 0		0- 1		HOME		0- 3		0- 2		0- 0											
0- 1		0- 0		0- 0		AWAY		0- 0		0- 1		0- 0											
0- 2		0- 0		0- 1		NEUTRAL		0- 0		0- 1		0- 0											
0- 9		0- 1		0- 1		CONFERENCE		0- 2		0- 5		0- 0											
0- 5		0- 1		0- 1		HOME		0- 1		0- 2		0- 0											
0- 4		0- 0		0- 0		AWAY		0- 1		0- 3		0- 0											
0- 0		0- 0		0- 0		NEUTRAL		0- 0		0- 0		0- 0											
RPI	S	Opponent		Score		RPI	S	Opponent		Score		RPI	S	Opponent		Score		RPI	S	Opponent		Score	
20	H	San Diego		1 <div>3</div>		26	H	BYU		0 <div>3</div>		53	A	St. Mary's (CA)		0 <div>3</div>		104	A	UNLV		0 <div>3</div>	
						38	N	Kansas St.		2 <div>3</div>		71	H	Pepperdine		2 <div>3</div>		106	A	Pacific		0 <div>3</div>	
						39	H	Wichita St.		0 <div>3</div>		82	H	Utah St.		1 <div>3</div>		107	A	San Francisco		0 <div>3</div>	
												89	H	Fresno St.		0 <div>3</div>		118	A	Santa Clara		1 <div>3</div>	
												94	H	Oregon St.		0 <div>3</div>		130	H	Loyola Marymount		0 <div>3</div>	
																		136	H	Gonzaga		2 <div>3</div>	
																		138	H	Toledo		2 <div>3</div>	
																		142	N	Cal St. Fullerton		0 <div>3</div>	
																		145	H	UC Davis		0 <div>3</div>	
LAST 10 GAMES																							
						20	H	San Diego		1 <div>3</div>		130	H	Loyola Marymount		0 <div>3</div>							
						26	H	BYU		0 <div>3</div>		71	H	Pepperdine		2 <div>3</div>							
						136	H	Gonzaga		2 <div>3</div>		106	A	Pacific		0 <div>3</div>							
						107	A	San Francisco		0 <div>3</div>		53	A	St. Mary's (CA)		0 <div>3</div>							
						118	A	Santa Clara		1 <div>3</div>		94	H	Oregon St.		0 <div>3</div>							

Non-Div. I Games:

Portland

Average RPI Win:		281	WON-LOST RECORD		WINNING PCT. RANK		LAST 10 GAMES		STRENGTH OF SCHEDULE		OPP. STRENGTH OF SCHEDULE		TEAM RPI		ADJ RPI		CONF. RPI		ADJ CONF. RPI				
Average RPI Loss:		156																					
DIV. I ONLY			8- 12		.4 233		7- 3		243		239		247		.42066 247		28		28				
DIV. I NON-CONF.			2- 8		.2 284		1- 0		106		91		237		.44357 228		29		29				
TOTALS		RPI 1-25		RPI 26-50		W-L RECORDS		RPI 51-100		RPI 101-150		RPI 150+											
8- 12		0- 2		0- 0		OVERALL		0- 2		0- 1		8- 7											
5- 0		0- 0		0- 0		HOME		0- 0		0- 0		5- 0											
2- 7		0- 1		0- 0		AWAY		0- 1		0- 0		2- 5											
1- 5		0- 1		0- 0		NEUTRAL		0- 1		0- 1		1- 2											
2- 8		0- 2		0- 0		NON-CONFERENCE		0- 2		0- 1		2- 3											
1- 0		0- 0		0- 0		HOME		0- 0		0- 0		1- 0											
0- 3		0- 1		0- 0		AWAY		0- 1		0- 0		0- 1											
1- 5		0- 1		0- 0		NEUTRAL		0- 1		0- 1		1- 2											
6- 4		0- 0		0- 0		CONFERENCE		0- 0		0- 0		6- 4											
4- 0		0- 0		0- 0		HOME		0- 0		0- 0		4- 0											
2- 4		0- 0		0- 0		AWAY		0- 0		0- 0		2- 4											
0- 0		0- 0		0- 0		NEUTRAL		0- 0		0- 0		0- 0											
RPI	S	Opponent		Score		RPI	S	Opponent		Score		RPI	S	Opponent		Score							
3	A	Florida		0	3							71	A	Pepperdine		0	3	103	N	Western Mich.		0	3
11	N	Wisconsin		0	3							83	N	Buffalo		1	3	169	N	Georgetown		1	3
																		175	N	Delaware		3	0
																		191	H	Fairfield		3	1
																		217	A	Marist		0	3
																		218	A	Siena		2	3
																		225	A	Cornell		1	3
																		244	A	Manhattan		2	3
																		248	N	Bucknell		0	3
																		278	H	Rider		3	1
																		282	A	Canisius		2	3
																		315	H	Quinnipiac		3	0
																		316	A	Niagara		3	0
																		320	H	St. Francis Brooklyn		3	0
																		328	A	Saint Peter's		3	0
																		328	H	Saint Peter's		3	0
LAST 10 GAMES																							
328 H Saint Peter's						3	0	328 A Saint Peter's						3	0								
278 H Rider						3	1	191 H Fairfield						3	1								
244 A Manhattan						2	3	315 H Quinnipiac						3	0								
316 A Niagara						3	0	320 H St. Francis Brooklyn						3	0								
282 A Canisius						2	3	217 A Marist						0	3								

Non-Div. I Games:

Iona

Average RPI Win: 281		WON-LOST RECORD	WINNING PCT. RANK		LAST 10 GAMES	STRENGTH OF SCHEDULE		OPP. STRENGTH OF SCHEDULE		TEAM RPI	ADJ RPI		CONF. RPI	ADJ CONF. RPI	
Average RPI Loss: 174															
DIV. I ONLY		8- 10	.44444	213	3- 7	254		293		242	.42001	248	16	17	
DIV. I NON-CONF.		7- 3	.7	75	2- 0	307		323		208	.45809	211	20	21	
TOTALS		RPI 1-25	RPI 26-50		W-L RECORDS		RPI 51-100		RPI 101-150		RPI 150+				
8- 10	0- 0		0- 0		OVERALL		0- 4		0- 0		8- 6				
3- 5	0- 0		0- 0		HOME		0- 2		0- 0		3- 3				
3- 3	0- 0		0- 0		AWAY		0- 1		0- 0		3- 2				
2- 2	0- 0		0- 0		NEUTRAL		0- 1		0- 0		2- 1				
7- 3	0- 0		0- 0		NON-CONFERENCE		0- 1		0- 0		7- 2				
2- 1	0- 0		0- 0		HOME		0- 0		0- 0		2- 1				
3- 0	0- 0		0- 0		AWAY		0- 0		0- 0		3- 0				
2- 2	0- 0		0- 0		NEUTRAL		0- 1		0- 0		2- 1				
1- 7	0- 0		0- 0		CONFERENCE		0- 3		0- 0		1- 4				
1- 4	0- 0		0- 0		HOME		0- 2		0- 0		1- 2				
0- 3	0- 0		0- 0		AWAY		0- 1		0- 0		0- 2				
0- 0	0- 0		0- 0		NEUTRAL		0- 0		0- 0		0- 0				
RPI	S	Opponent	Score	RPI	S	Opponent	Score	RPI	S	Opponent	Score	RPI	S	Opponent	Score
								54	H	Colgate	0 3	171	H	Lehigh	0 3
								61	H	American	0 3	225	A	Cornell	3 2
								79	A	Army	0 3	232	H	Navy	0 3
								83	N	Buffalo	0 3	241	N	Sacramento St.	2 3
												242	A	Howard	3 2
												247	N	Iona	3 0
												257	A	Holy Cross	0 3
												274	H	Loyola Maryland	3 1
												278	H	Rider	3 1
												281	A	Lafayette	1 3
												282	H	Canisius	2 3
												323	A	La Salle	3 1
												330	H	Fairleigh Dickinson	3 2
												330	N	Fairleigh Dickinson	3 0
LAST 10 GAMES															
						54	H	Colgate	0 3	61	H	American	0 3		
						242	A	Howard	3 2	232	H	Navy	0 3		
						274	H	Loyola Maryland	3 1	79	A	Army	0 3		
						281	A	Lafayette	1 3	257	A	Holy Cross	0 3		
						171	H	Lehigh	0 3	278	H	Rider	3 1		

Non-Div. I Games:

Bucknell

Average RPI Win: 276		WON-LOST RECORD		WINNING PCT. RANK		LAST 10 GAMES		STRENGTH OF SCHEDULE		OPP. STRENGTH OF SCHEDULE		TEAM RPI		ADJ RPI		CONF. RPI		ADJ CONF. RPI	
Average RPI Loss: 189		12- 10		.54545 145		4- 6		307		279		241		.41952 249		24		26	
DIV. I ONLY		10- 4		.71429 70		2- 0		309		288		203		.46072 209		25		24	
DIV. I NON-CONF.																			
TOTALS		RPI 1-25		RPI 26-50		W-L RECORDS		RPI 51-100		RPI 101-150		RPI 150+							
12- 10		0- 0		0- 0		OVERALL		0- 1		0- 2		12- 7							
1- 3		0- 0		0- 0		HOME		0- 1		0- 1		1- 1							
6- 5		0- 0		0- 0		AWAY		0- 0		0- 1		6- 4							
5- 2		0- 0		0- 0		NEUTRAL		0- 0		0- 0		5- 2							
10- 4		0- 0		0- 0		NON-CONFERENCE		0- 0		0- 1		10- 3							
0- 1		0- 0		0- 0		HOME		0- 0		0- 0		0- 1							
5- 1		0- 0		0- 0		AWAY		0- 0		0- 1		5- 0							
5- 2		0- 0		0- 0		NEUTRAL		0- 0		0- 0		5- 2							
2- 6		0- 0		0- 0		CONFERENCE		0- 1		0- 1		2- 4							
1- 2		0- 0		0- 0		HOME		0- 1		0- 1		1- 0							
1- 4		0- 0		0- 0		AWAY		0- 0		0- 0		1- 4							
0- 0		0- 0		0- 0		NEUTRAL		0- 0		0- 0		0- 0							
RPI	S	Opponent	Score	RPI	S	Opponent	Score	RPI	S	Opponent	Score	RPI	S	Opponent	Score				
								99	H	Morehead St.	0	3	140	A	Southern Ill.	1	3		
													141	H	Southeast Mo. St.	0	3		
													167	A	Austin Peay	2	3		
													188	A	UNC Greensboro	3	2		
													190	N	Hampton	1	3		
													195	A	Eastern Ill.	1	3		
													196	N	Davidson	3	2		
													216	A	High Point	3	0		
													227	A	Jacksonville St.	2	3		
													237	H	Evansville	0	3		
													237	N	Evansville	0	3		
													258	A	SIU Edwardsville	1	3		
													275	N	Indiana St.	3	1		
													289	H	UT Martin	3	1		
													291	N	Alabama St.	3	0		
													296	A	Wright St.	3	1		
													300	A	Tennessee Tech	3	2		
													310	N	Robert Morris	3	2		
													314	A	N.C. A&T	3	1		
													314	N	N.C. A&T	3	0		
													325	A	N.C. Central	3	0		
				LAST 10 GAMES															

Average RPI Win: 286		WON-LOST	WINNING		LAST 10	STRENGTH OF		OPP. STRENGTH	TEAM	ADJ	CONF.	ADJ CONF.	
Average RPI Loss: 182		RECORD	PCT. RANK		GAMES	SCHEDULE		OF SCHEDULE	RPI	RPI	RPI	RPI	
DIV. I ONLY		15- 9	.625	94	6- 4	328		296	255	.41813	250	26	25
DIV. I NON-CONF.		9- 6	.6	118	1- 1	331		317	303	.37287	297	26	25
TOTALS		RPI 1-25	RPI 26-50		W-L RECORDS		RPI 51-100		RPI 101-150		RPI 150+		
15- 9	0- 0	0- 0		OVERALL		0- 2		1- 1		14- 6			
10- 2	0- 0	0- 0		HOME		0- 1		1- 1		9- 0			
2- 4	0- 0	0- 0		AWAY		0- 1		0- 0		2- 3			
3- 3	0- 0	0- 0		NEUTRAL		0- 0		0- 0		3- 3			
9- 6	0- 0	0- 0		NON-CONFERENCE		0- 0		0- 0		9- 6			
5- 0	0- 0	0- 0		HOME		0- 0		0- 0		5- 0			
1- 3	0- 0	0- 0		AWAY		0- 0		0- 0		1- 3			
3- 3	0- 0	0- 0		NEUTRAL		0- 0		0- 0		3- 3			
6- 3	0- 0	0- 0		CONFERENCE		0- 2		1- 1		5- 0			
5- 2	0- 0	0- 0		HOME		0- 1		1- 1		4- 0			
1- 1	0- 0	0- 0		AWAY		0- 1		0- 0		1- 0			
0- 0	0- 0	0- 0		NEUTRAL		0- 0		0- 0		0- 0			
RPI S	Opponent	Score	RPI S	Opponent	Score	RPI S	Opponent	Score	RPI S	Opponent	Score		
						85 H Lipscomb	0	3	134 H FGCU	0	3		
						93 A East Tenn. St.	0	3	137 H Jacksonville	3	2		
									155 N Idaho	1	3		
									159 A Wyoming	0	3		
									186 A Fla. Atlantic	0	3		
									222 H Kennesaw St.	3	1		
									233 H Northern Ky.	3	0		
									253 H North Florida	3	2		
									268 N Montana St.	2	3		
									276 A Southeastern La.	1	3		
									279 N Louisiana Tech	3	1		
									285 N Neb. Omaha	0	3		
									294 N Drake	3	1		
									298 H Providence	3	1		
									309 H Mercer	3	1		
									313 A USC Upstate	3	0		
									317 N Southern U.	3	0		
									324 A Bethune-Cookman	3	0		
									324 H Bethune-Cookman	3	0		
									324 H Bethune-Cookman	3	0		
									331 H Savannah St.	3	0		
									331 H Savannah St.	3	0		
LAST 10 GAMES													
						85 H Lipscomb	0	3	186 A Fla. Atlantic	0	3		
						233 H Northern Ky.	3	0	222 H Kennesaw St.	3	1		
						313 A USC Upstate	3	0	309 H Mercer	3	1		
						93 A East Tenn. St.	0	3	324 A Bethune-Cookman	3	0		
						134 H FGCU	0	3	137 H Jacksonville	3	2		

Non-Div. I Games:

Stetson

Average RPI Win:		0	WON-LOST		WINNING		LAST 10		STRENGTH OF		OPP. STRENGTH		TEAM		ADJ		CONF.		ADJ CONF.				
Average RPI Loss:		122	RECORD		PCT. RANK		GAMES		SCHEDULE		OF SCHEDULE		RPI		RPI		RPI		RPI				
DIV. I ONLY			0-20		0	328	0-10		33		142		264		.41679		251	14		13			
DIV. I NON-CONF.			0-13		0	317	0-3		27		131		249		.43002		244	13		13			
TOTALS		RPI 1-25		RPI 26-50		W-L RECORDS		RPI 51-100		RPI 101-150		RPI 150+											
0-20		0-2		0-2		OVERALL		0-3		0-6		0-7											
0-11		0-0		0-1		HOME		0-2		0-2		0-6											
0-5		0-1		0-1		AWAY		0-1		0-1		0-1											
0-4		0-1		0-0		NEUTRAL		0-0		0-3		0-0											
0-13		0-2		0-2		NON-CONFERENCE		0-2		0-3		0-4											
0-6		0-0		0-1		HOME		0-1		0-0		0-4											
0-3		0-1		0-1		AWAY		0-1		0-0		0-0											
0-4		0-1		0-0		NEUTRAL		0-0		0-3		0-0											
0-7		0-0		0-0		CONFERENCE		0-1		0-3		0-3											
0-5		0-0		0-0		HOME		0-1		0-2		0-2											
0-2		0-0		0-0		AWAY		0-0		0-1		0-1											
0-0		0-0		0-0		NEUTRAL		0-0		0-0		0-0											
RPI	S	Opponent		Score		RPI	S	Opponent		Score		RPI	S	Opponent		Score		RPI	S	Opponent		Score	
14	A	Michigan St.		0	3	45	A	Ohio		0	3	57	H	Louisville		0	3	112	N	Dayton		0	3
24	N	North Carolina		0	3	49	H	Butler		0	3	59	A	Western Ky.		0	3	121	H	UCF		0	3
																		128	A	SMU		0	3
																		129	H	South Fla.		2	3
																		131	N	Duquesne		1	3
																		139	N	Eastern Mich.		0	3
																		151	H	Temple		1	3
																		162	H	Cleveland St.		0	3
																		163	H	Tennessee		0	3
																		189	A	Houston		0	3
																		207	H	Memphis		2	3
																		232	H	Navy		0	3
233	H	Northern Ky.		2	3																		
LAST 10 GAMES																							
57 H Louisville						0	3	207 H Memphis						2	3								
129 H South Fla.						2	3	151 H Temple						1	3								
121 H UCF						0	3	139 N Eastern Mich.						0	3								
128 A SMU						0	3	14 A Michigan St.						0	3								
189 A Houston						0	3	131 N Duquesne						1	3								

Average RPI Win:	253	WON-LOST	WINNING	LAST 10	STRENGTH OF	OPP. STRENGTH	TEAM	ADJ	CONF.	ADJ CONF.		
Average RPI Loss:	168	RECORD	PCT. RANK	GAMES	SCHEDULE	OF SCHEDULE	RPI	RPI	RPI	RPI		
DIV. I ONLY		7- 15	.31818	267	6- 4	167	246	245	.41625	252	27	27
DIV. I NON-CONF.		2- 13	.13333	299	1- 2	171	206	289	.38425	286	27	27
<hr/>												
TOTALS	RPI 1-25	RPI 26-50		W-L RECORDS		RPI 51-100		RPI 101-150		RPI 150+		
7- 15	0- 0	0- 0		OVERALL		0- 1		0- 4		7- 10		
3- 1	0- 0	0- 0		HOME		0- 0		0- 0		3- 1		
2- 8	0- 0	0- 0		AWAY		0- 0		0- 4		2- 4		
2- 6	0- 0	0- 0		NEUTRAL		0- 1		0- 0		2- 5		
<hr/>												
2- 13	0- 0	0- 0		NON-CONFERENCE		0- 1		0- 4		2- 8		
0- 1	0- 0	0- 0		HOME		0- 0		0- 0		0- 1		
0- 6	0- 0	0- 0		AWAY		0- 0		0- 4		0- 2		
2- 6	0- 0	0- 0		NEUTRAL		0- 1		0- 0		2- 5		
<hr/>												
5- 2	0- 0	0- 0		CONFERENCE		0- 0		0- 0		5- 2		
3- 0	0- 0	0- 0		HOME		0- 0		0- 0		3- 0		
2- 2	0- 0	0- 0		AWAY		0- 0		0- 0		2- 2		
0- 0	0- 0	0- 0		NEUTRAL		0- 0		0- 0		0- 0		
<hr/>												
RPI S	Opponent	Score	RPI S	Opponent	Score	RPI S	Opponent	Score	RPI S	Opponent	Score	
						74 N	Wake Forest	1 3	113 A	South Carolina	0 3	
									122 A	Furman	0 3	
									132 A	UAB	0 3	
									144 A	UMKC	1 3	
									156 A	Samford	0 3	
									159 N	Wyoming	0 3	
									165 N	Bakersfield	0 3	
									173 A	James Madison	2 3	
									187 H	Appalachian St.	2 3	
									193 N	Western Caro.	0 3	
									195 N	Eastern Ill.	1 3	
									208 A	Campbell	3 2	
									215 H	Coastal Caro.	3 2	
									216 A	High Point	3 1	
									227 N	Jacksonville St.	0 3	
									235 A	UNC Asheville	0 3	
									243 A	Gardner-Webb	2 3	
									259 N	Georgia St.	3 1	
									261 H	Winthrop	3 0	
									301 H	Charleston So.	3 0	
									310 N	Robert Morris	3 1	
<hr/>												
LAST 10 GAMES												
216 A High Point						3 1						
208 A Campbell						3 2						
235 A UNC Asheville						0 3						
243 A Gardner-Webb						2 3						
261 H Winthrop						3 0						
215 H Coastal Caro.						3 2						
301 H Charleston So.						3 0						
113 A South Carolina						0 3						
193 N Western Caro.						0 3						
310 N Robert Morris						3 1						

Non-Div. I Games:

Presbyterian

Average RPI Win: 301		WON-LOST	WINNING	LAST 10	STRENGTH OF		OPP. STRENGTH	TEAM	ADJ	CONF.	ADJ CONF.
Average RPI Loss: 149		RECORD	PCT. RANK	GAMES	SCHEDULE		OF SCHEDULE	RPI	RPI	RPI	RPI
DIV. I ONLY		7- 13	.35	258	4- 6		202	290	252	.41546	253
DIV. I NON-CONF.		4- 7	.36364	238	1- 0		191	301	246	.42995	245
TOTALS		RPI 1-25	RPI 26-50		W-L RECORDS		RPI 51-100		RPI 101-150		RPI 150+
7- 13	0- 0	0- 1		OVERALL		0- 3		0- 3		7- 6	
3- 4	0- 0	0- 0		HOME		0- 2		0- 1		3- 1	
2- 6	0- 0	0- 1		AWAY		0- 0		0- 2		2- 3	
2- 3	0- 0	0- 0		NEUTRAL		0- 1		0- 0		2- 2	
4- 7	0- 0	0- 1		NON-CONFERENCE		0- 1		0- 1		4- 4	
1- 1	0- 0	0- 0		HOME		0- 0		0- 0		1- 1	
1- 3	0- 0	0- 1		AWAY		0- 0		0- 1		1- 1	
2- 3	0- 0	0- 0		NEUTRAL		0- 1		0- 0		2- 2	
3- 6	0- 0	0- 0		CONFERENCE		0- 2		0- 2		3- 2	
2- 3	0- 0	0- 0		HOME		0- 2		0- 1		2- 0	
1- 3	0- 0	0- 0		AWAY		0- 0		0- 1		1- 2	
0- 0	0- 0	0- 0		NEUTRAL		0- 0		0- 0		0- 0	
RPI S	Opponent	Score	RPI S	Opponent	Score	RPI S	Opponent	Score	RPI S	Opponent	Score
			30 A	Georgia	1 3	77 N	Valparaiso	0 3	121 A	UCF	0 3
						85 H	Lipscomb	0 3	134 A	FGCU	0 3
						93 H	East Tenn. St.	2 3	137 H	Jacksonville	1 3
									186 H	Fla. Atlantic	2 3
									188 N	UNC Greensboro	1 3
									194 N	La.-Lafayette	0 3
									221 A	Florida A&M	2 3
									222 A	Kennesaw St.	2 3
									233 H	Northern Ky.	3 0
									250 A	Stetson	2 3
									291 N	Alabama St.	3 0
									309 A	Mercer	3 0
									313 H	USC Upstate	3 1
									318 N	Ark.-Pine Bluff	3 0
									319 H	Mississippi Val.	3 0
									324 A	Bethune-Cookman	3 0
LAST 10 GAMES											
			93 H	East Tenn. St.	2 3	309 A	Mercer	3 0			
			313 H	USC Upstate	3 1	85 H	Lipscomb	0 3			
			324 A	Bethune-Cookman	3 0	233 H	Northern Ky.	3 0			
			137 H	Jacksonville	1 3	134 A	FGCU	0 3			
			222 A	Kennesaw St.	2 3	250 A	Stetson	2 3			

Non-Div. I Games:

North Florida

Average RPI Win: 284		WON-LOST RECORD		WINNING PCT. RANK		LAST 10 GAMES		STRENGTH OF SCHEDULE		OPP. STRENGTH OF SCHEDULE		TEAM RPI		ADJ RPI		CONF. RPI		ADJ CONF. RPI	
Average RPI Loss: 148																			
DIV. I ONLY		6- 14		.3 275		4- 4		213		223		262		.41476 254		22		23	
DIV. I NON-CONF.		2- 10		.16667 290		0- 1		158		171		274		.41245 263		23		23	
TOTALS		RPI 1-25		RPI 26-50		W-L RECORDS		RPI 51-100		RPI 101-150		RPI 150+							
6- 14		0- 0		0- 0		OVERALL		0- 4		0- 3		6- 7							
3- 4		0- 0		0- 0		HOME		0- 0		0- 0		3- 4							
1- 5		0- 0		0- 0		AWAY		0- 1		0- 1		1- 2							
2- 5		0- 0		0- 0		NEUTRAL		0- 2		0- 2		2- 1							
2- 10		0- 0		0- 0		NON-CONFERENCE		0- 4		0- 3		2- 3							
0- 2		0- 0		0- 0		HOME		0- 0		0- 0		0- 2							
0- 3		0- 0		0- 0		AWAY		0- 2		0- 1		0- 0							
2- 5		0- 0		0- 0		NEUTRAL		0- 2		0- 2		2- 1							
4- 4		0- 0		0- 0		CONFERENCE		0- 0		0- 0		4- 4							
3- 2		0- 0		0- 0		HOME		0- 0		0- 0		3- 2							
1- 2		0- 0		0- 0		AWAY		0- 0		0- 0		1- 2							
0- 0		0- 0		0- 0		NEUTRAL		0- 0		0- 0		0- 0							
RPI	S	Opponent		Score	RPI	S	Opponent		Score	RPI	S	Opponent		Score	RPI	S	Opponent		Score

Non-Div. I Games: Incarnate Word 3 0 Abilene Christian 3 0

Lamar

Average RPI Win: 294		WON-LOST RECORD		WINNING PCT. RANK		LAST 10 GAMES		STRENGTH OF SCHEDULE		OPP. STRENGTH OF SCHEDULE		TEAM RPI		ADJ RPI		CONF. RPI		ADJ CONF. RPI	
DIV. I ONLY		6- 13		.31579 270		1- 9		253		184		267		.41323 255		9		9	
DIV. I NON-CONF.		6- 5		.54545 151		1- 1		315		252		257		.42316 254		10		10	
TOTALS		RPI 1-25		RPI 26-50		W-L RECORDS		RPI 51-100		RPI 101-150		RPI 150+							
6- 13		0- 0		0- 1		OVERALL		0- 4		0- 4		6- 4							
2- 5		0- 0		0- 1		HOME		0- 1		0- 2		2- 1							
3- 5		0- 0		0- 0		AWAY		0- 2		0- 1		3- 2							
1- 3		0- 0		0- 0		NEUTRAL		0- 1		0- 1		1- 1							
6- 5		0- 0		0- 0		NON-CONFERENCE		0- 2		0- 1		6- 2							
2- 1		0- 0		0- 0		HOME		0- 1		0- 0		2- 0							
3- 1		0- 0		0- 0		AWAY		0- 0		0- 0		3- 1							
1- 3		0- 0		0- 0		NEUTRAL		0- 1		0- 1		1- 1							
0- 8		0- 0		0- 1		CONFERENCE		0- 2		0- 3		0- 2							
0- 4		0- 0		0- 1		HOME		0- 0		0- 2		0- 1							
0- 4		0- 0		0- 0		AWAY		0- 2		0- 1		0- 1							
0- 0		0- 0		0- 0		NEUTRAL		0- 0		0- 0		0- 0							
RPI S	Opponent	Score		RPI S	Opponent	Score		RPI S	Opponent	Score		RPI S	Opponent	Score					
				45 H	Ohio	0	3	69 N	South Dakota	0	3	103 H	Western Mich.	0	3				
								70 A	Bowling Green	0	3	110 H	Northern Ill.	1	3				
								83 A	Buffalo	2	3	136 N	Gonzaga	0	3				
								91 H	Milwaukee	1	3	138 A	Toledo	0	3				
												154 A	Miami (OH)	0	3				
												178 N	Youngstown St.	1	3				
												201 H	Kent St.	2	3				
												258 A	SIU Edwardsville	3	0				
												268 A	Montana St.	0	3				
												275 N	Indiana St.	3	2				
												300 H	Tennessee Tech	3	0				
												307 A	Saint Francis (PA)	3	1				
												310 A	Robert Morris	3	0				
												316 H	Niagara	3	0				
LAST 10 GAMES																			
				110 H	Northern Ill.	1	3	83 A	Buffalo	2	3								
				103 H	Western Mich.	0	3	45 H	Ohio	0	3								
				70 A	Bowling Green	0	3	201 H	Kent St.	2	3								
				154 A	Miami (OH)	0	3	178 N	Youngstown St.	1	3								
				138 A	Toledo	0	3	307 A	Saint Francis (PA)	3	1								

Non-Div. I Games:

Akron

Average RPI Win: 227		WON-LOST	WINNING	LAST 10	STRENGTH OF	OPP. STRENGTH	TEAM	ADJ	CONF.	ADJ CONF.				
Average RPI Loss: 156		RECORD	PCT. RANK	GAMES	SCHEDULE	OF SCHEDULE	RPI	RPI	RPI	RPI				
DIV. I ONLY		5- 11	.3125	271	4- 6		239	143	259	.41142	256	18	19	
DIV. I NON-CONF.		2- 7	.22222	279	1- 2		283	106	297	.38331	287	21	20	

TOTALS		RPI 1-25		RPI 26-50		W-L RECORDS		RPI 51-100		RPI 101-150		RPI 150+		
5- 11		0- 0		0- 2		OVERALL		0- 2		0- 1		5- 6		
3- 4		0- 0		0- 1		HOME		0- 0		0- 0		3- 3		
1- 4		0- 0		0- 1		AWAY		0- 1		0- 0		1- 2		
1- 3		0- 0		0- 0		NEUTRAL		0- 1		0- 1		1- 1		
2- 7		0- 0		0- 1		NON-CONFERENCE		0- 2		0- 1		2- 3		
1- 2		0- 0		0- 0		HOME		0- 0		0- 0		1- 2		
0- 2		0- 0		0- 1		AWAY		0- 1		0- 0		0- 0		
1- 3		0- 0		0- 0		NEUTRAL		0- 1		0- 1		1- 1		
3- 4		0- 0		0- 1		CONFERENCE		0- 0		0- 0		3- 3		
2- 2		0- 0		0- 1		HOME		0- 0		0- 0		2- 1		
1- 2		0- 0		0- 0		AWAY		0- 0		0- 0		1- 2		
0- 0		0- 0		0- 0		NEUTRAL		0- 0		0- 0		0- 0		
RPI	S	Opponent		Score	RPI	S	Opponent		Score	RPI	S	Opponent		Score
42	A	Northwestern		0 3	87	A	Virginia		1 3	123	N	Boise St.		1 3
46	H	Yale		1 3	98	N	Seton Hall		2 3	158	A	Harvard		0 3
										174	H	Penn		3 2
										176	N	Belmont		2 3
										179	H	Boston College		2 3
										223	N	William & Mary		3 0
										224	H	Brown		3 0
										225	A	Cornell		2 3
										228	A	Dartmouth		3 2
										283	H	Princeton		1 3
										287	H	Fordham		3 1
										303	H	Binghamton		2 3

Non-Div. I Games:

Columbia

Average RPI Win: 270		WON-LOST	WINNING	LAST 10	STRENGTH OF		OPP. STRENGTH	TEAM	ADJ		CONF.	ADJ CONF.			
Average RPI Loss: 178		RECORD	PCT. RANK	GAMES	SCHEDULE		OF SCHEDULE	RPI	RPI		RPI	RPI			
DIV. I ONLY		7- 14	.33333	263	1- 9		171	278	248	.41073	257	16	17		
DIV. I NON-CONF.		5- 7	.41667	209	0- 2		238	318	248	.41644	262	20	21		
<hr/>															
TOTALS		RPI 1-25		RPI 26-50		W-L RECORDS		RPI 51-100		RPI 101-150		RPI 150+			
7- 14		0- 0		0- 0		OVERALL		0- 4		0- 1		7- 9			
4- 6		0- 0		0- 0		HOME		0- 1		0- 0		4- 5			
1- 7		0- 0		0- 0		AWAY		0- 3		0- 0		1- 4			
2- 1		0- 0		0- 0		NEUTRAL		0- 0		0- 1		2- 0			
<hr/>															
5- 7		0- 0		0- 0		NON-CONFERENCE		0- 0		0- 1		5- 6			
2- 3		0- 0		0- 0		HOME		0- 0		0- 0		2- 3			
1- 3		0- 0		0- 0		AWAY		0- 0		0- 0		1- 3			
2- 1		0- 0		0- 0		NEUTRAL		0- 0		0- 1		2- 0			
<hr/>															
2- 7		0- 0		0- 0		CONFERENCE		0- 4		0- 0		2- 3			
2- 3		0- 0		0- 0		HOME		0- 1		0- 0		2- 2			
0- 4		0- 0		0- 0		AWAY		0- 3		0- 0		0- 1			
0- 0		0- 0		0- 0		NEUTRAL		0- 0		0- 0		0- 0			
<hr/>															
RPI	S	Opponent	Score	RPI	S	Opponent	Score	RPI	S	Opponent	Score	RPI	S	Opponent	Score
						54 A Colgate	0 3			139 N Eastern Mich.	0 3				
						61 A American	0 3			158 A Harvard	2 3				
						79 A Army	0 3			171 H Lehigh	0 3				
						79 H Army	0 3			202 N Hofstra	3 0				
										209 H Central Conn. St.	1 3				
										224 A Brown	0 3				
										232 H Navy	0 3				
										239 H Sacred Heart	0 3				
										244 H Manhattan	3 1				
										248 H Bucknell	3 0				
										265 H Stony Brook	0 3				
										274 A Loyola Maryland	1 3				
										281 H Lafayette	3 0				
										292 A Hartford	3 0				
										306 A Bryant	2 3				
										306 N Bryant	3 2				
										315 H Quinnipiac	3 0				
<hr/>															
LAST 10 GAMES															
						79 H Army	0 3			274 A Loyola Maryland	1 3				
						79 A Army	0 3			61 A American	0 3				
						281 H Lafayette	3 0			54 A Colgate	0 3				
						232 H Navy	0 3			209 H Central Conn. St.	1 3				
						306 A Bryant	2 3			171 H Lehigh	0 3				

Non-Div. I Games:

Holy Cross

Average RPI Win:	239	WON-LOST	WINNING	LAST 10	STRENGTH OF	OPP. STRENGTH	TEAM	ADJ	CONF.	ADJ CONF.			
Average RPI Loss:	181	RECORD	PCT. RANK	GAMES	SCHEDULE	OF SCHEDULE	RPI	RPI	RPI	RPI			
DIV. I ONLY	8- 13	.38095	243	6- 4	233	258	250	.41055	258	24	26		
DIV. I NON-CONF.	4- 9	.30769	261	2- 0	264	271	287	.38713	284	25	24		
<hr/>													
TOTALS	RPI 1-25	RPI 26-50		W-L RECORDS	RPI 51-100		RPI 101-150		RPI 150+				
8- 13	0- 0	0- 0		OVERALL	0- 3		1- 2		7- 8				
4- 6	0- 0	0- 0		HOME	0- 1		0- 2		4- 3				
3- 4	0- 0	0- 0		AWAY	0- 1		1- 0		2- 3				
1- 3	0- 0	0- 0		NEUTRAL	0- 1		0- 0		1- 2				
<hr/>													
4- 9	0- 0	0- 0		NON-CONFERENCE	0- 2		0- 2		4- 5				
2- 5	0- 0	0- 0		HOME	0- 1		0- 2		2- 2				
1- 1	0- 0	0- 0		AWAY	0- 0		0- 0		1- 1				
1- 3	0- 0	0- 0		NEUTRAL	0- 1		0- 0		1- 2				
<hr/>													
4- 4	0- 0	0- 0		CONFERENCE	0- 1		1- 0		3- 3				
2- 1	0- 0	0- 0		HOME	0- 0		0- 0		2- 1				
2- 3	0- 0	0- 0		AWAY	0- 1		1- 0		1- 2				
0- 0	0- 0	0- 0		NEUTRAL	0- 0		0- 0		0- 0				
<hr/>													
RPI S	Opponent	Score	RPI S	Opponent	Score	RPI S	Opponent	Score	RPI S	Opponent	Score		
						75 H	Auburn	0 3	124 H	DePaul	1 3		
						77 N	Valparaiso	1 3	141 A	Southeast Mo. St.	3 1		
						99 A	Morehead St.	1 3	144 H	UMKC	1 3		
									167 H	Austin Peay	1 3		
									176 H	Belmont	3 1		
									183 A	Eastern Ky.	3 2		
									195 A	Eastern Ill.	1 3		
									204 N	Bradley	2 3		
									207 N	Memphis	1 3		
									237 A	Evansville	1 3		
									249 H	Murray St.	3 1		
									255 H	Akron	0 3		
									259 H	Georgia St.	3 1		
									275 H	Indiana St.	2 3		
									285 A	Neb. Omaha	3 0		
									289 A	UT Martin	1 3		
									304 N	Southern Utah	3 1		
									318 H	Ark.-Pine Bluff	3 0		
<hr/>													
LAST 10 GAMES													
167 H Austin Peay						1 3	195 A Eastern Ill.						1 3
249 H Murray St.						3 1	141 A Southeast Mo. St.						3 1
99 A Morehead St.						1 3	289 A UT Martin						1 3
183 A Eastern Ky.						3 2	318 H Ark.-Pine Bluff						3 0
176 H Belmont						3 1	259 H Georgia St.						3 1

Non-Div. I Games:

SIU Edwardsville

Average RPI Win:	266	WON-LOST RECORD	WINNING PCT. RANK	LAST 10 GAMES	STRENGTH OF SCHEDULE	OPP. STRENGTH OF SCHEDULE	TEAM RPI	ADJ RPI	CONF. RPI	ADJ CONF. RPI	
DIV. I ONLY		6- 17	.26087 283	1- 9	170	212	257	.4097 259	15	15	
DIV. I NON-CONF.		5- 9	.35714 244	0- 1	196	216	239	.43774 236	16	16	
<hr/>											
TOTALS	RPI 1-25	RPI 26-50		W-L RECORDS	RPI 51-100		RPI 101-150		RPI 150+		
6- 17	0- 1	0- 0		OVERALL	1- 2		0- 7		5- 7		
2- 7	0- 0	0- 0		HOME	1- 2		0- 4		1- 1		
1- 7	0- 0	0- 0		AWAY	0- 0		0- 2		1- 5		
3- 3	0- 1	0- 0		NEUTRAL	0- 0		0- 1		3- 1		
<hr/>											
5- 9	0- 1	0- 0		NON-CONFERENCE	1- 1		0- 3		4- 4		
1- 4	0- 0	0- 0		HOME	1- 1		0- 2		0- 1		
1- 2	0- 0	0- 0		AWAY	0- 0		0- 0		1- 2		
3- 3	0- 1	0- 0		NEUTRAL	0- 0		0- 1		3- 1		
<hr/>											
1- 8	0- 0	0- 0		CONFERENCE	0- 1		0- 4		1- 3		
1- 3	0- 0	0- 0		HOME	0- 1		0- 2		1- 0		
0- 5	0- 0	0- 0		AWAY	0- 0		0- 2		0- 3		
0- 0	0- 0	0- 0		NEUTRAL	0- 0		0- 0		0- 0		
<hr/>											
RPI S	Opponent	Score		RPI S	Opponent	Score		RPI S	Opponent	Score	
12 N	Minnesota	0	3					59 H	Western Ky.	0	3
								83 H	Buffalo	0	3
								95 H	Clemson	3	1
								109 A	UALR	2	3
								111 H	Texas St.	0	3
								121 H	UCF	1	3
								124 N	DePaul	0	3
								132 H	UAB	0	3
								147 A	Arkansas St.	2	3
								150 H	Texas-Arlington	0	3
								156 A	Samford	0	3
								194 A	La.-Lafayette	2	3
								196 H	Davidson	1	3
								206 A	Troy	1	3
								226 A	South Ala.	1	3
								252 N	Presbyterian	1	3
								258 A	SIU Edwardsville	1	3
								272 N	Wofford	3	1
								290 H	La.-Monroe	3	0
								309 N	Mercer	3	1
								313 A	USC Upstate	3	2
								318 N	Ark.-Pine Bluff	3	0
<hr/>											
LAST 10 GAMES											
290 H	La.-Monroe	3	0	150 H	Texas-Arlington	0	3				
194 A	La.-Lafayette	2	3	59 H	Western Ky.	0	3				
226 A	South Ala.	1	3	109 A	UALR	2	3				
206 A	Troy	1	3	147 A	Arkansas St.	2	3				
111 H	Texas St.	0	3	124 N	DePaul	0	3				

Non-Div. I Games:

Georgia St.

Average RPI Win: 256		WON-LOST RECORD		WINNING PCT. RANK		LAST 10 GAMES		STRENGTH OF SCHEDULE		OPP. STRENGTH OF SCHEDULE		TEAM RPI		ADJ RPI		CONF. RPI		ADJ CONF. RPI					
DIV. I ONLY		2- 18		.1 315		0- 10		117		116		278		.40962 260		10		10					
DIV. I NON-CONF.		2- 10		.16667 290		0- 2		159		143		270		.41811 258		9		9					
TOTALS		RPI 1-25		RPI 26-50		W-L RECORDS		RPI 51-100		RPI 101-150		RPI 150+											
2- 18		0- 1		0- 1		OVERALL		0- 6		0- 5		2- 5											
1- 6		0- 1		0- 0		HOME		0- 2		0- 2		1- 1											
0- 7		0- 0		0- 1		AWAY		0- 3		0- 1		0- 2											
1- 5		0- 0		0- 0		NEUTRAL		0- 1		0- 2		1- 2											
2- 10		0- 0		0- 1		NON-CONFERENCE		0- 3		0- 3		2- 3											
1- 2		0- 0		0- 0		HOME		0- 1		0- 1		1- 0											
0- 3		0- 0		0- 1		AWAY		0- 1		0- 0		0- 1											
1- 5		0- 0		0- 0		NEUTRAL		0- 1		0- 2		1- 2											
0- 8		0- 1		0- 0		CONFERENCE		0- 3		0- 2		0- 2											
0- 4		0- 1		0- 0		HOME		0- 1		0- 1		0- 1											
0- 4		0- 0		0- 0		AWAY		0- 2		0- 1		0- 1											
0- 0		0- 0		0- 0		NEUTRAL		0- 0		0- 0		0- 0											
RPI	S	Opponent		Score		RPI	S	Opponent		Score		RPI	S	Opponent		Score							
21	H	Colorado St.		1 3		29	A	California		0 3		52	A	Washington St.		1 3		104	A	UNLV	0 3		
												62	H	Illinois St.		0 3		123	H	Boise St.	2 3		
												63	N	UC Santa Barbara		2 3		142	N	Cal St. Fullerton	0 3		
												82	H	Utah St.		0 3		143	N	New Mexico St.	0 3		
												89	A	Fresno St.		0 3		145	H	UC Davis	0 3		
												90	A	San Diego St.		0 3		155	N	Idaho	0 3		
																		159	H	Wyoming	0 3		
																		197	A	Texas Tech	0 3		
																		203	N	Seattle	0 3		
																		213	N	Montana	3 2		
																		270	A	San Jose St.	2 3		
																		299	H	Weber St.	3 0		
LAST 10 GAMES																							
						82	H	Utah St.		0 3		21	H	Colorado St.		1 3							
						123	H	Boise St.		2 3		90	A	San Diego St.		0 3							
						89	A	Fresno St.		0 3		104	A	UNLV		0 3							
						270	A	San Jose St.		2 3		203	N	Seattle		0 3							
						159	H	Wyoming		0 3		155	N	Idaho		0 3							

Non-Div. I Games:

Nevada

Average RPI Win: 265		WON-LOST RECORD		WINNING PCT. RANK		LAST 10 GAMES		STRENGTH OF SCHEDULE		OPP. STRENGTH OF SCHEDULE		TEAM RPI		ADJ RPI		CONF. RPI		ADJ CONF. RPI	
DIV. I ONLY		11- 10		.52381 159		3- 7		316		265		256		.4091 261		27		27	
DIV. I NON-CONF.		9- 5		.64286 98		1- 2		319		251		238		.44206 230		27		27	
TOTALS		RPI 1-25		RPI 26-50		W-L RECORDS		RPI 51-100		RPI 101-150		RPI 150+							
11- 10		0- 0		0- 0		OVERALL		0- 1		2- 1		9- 8							
7- 2		0- 0		0- 0		HOME		0- 0		0- 0		7- 2							
1- 7		0- 0		0- 0		AWAY		0- 1		0- 1		1- 5							
3- 1		0- 0		0- 0		NEUTRAL		0- 0		2- 0		1- 1							
9- 5		0- 0		0- 0		NON-CONFERENCE		0- 1		2- 1		7- 3							
6- 1		0- 0		0- 0		HOME		0- 0		0- 0		6- 1							
0- 3		0- 0		0- 0		AWAY		0- 1		0- 1		0- 1							
3- 1		0- 0		0- 0		NEUTRAL		0- 0		2- 0		1- 1							
2- 5		0- 0		0- 0		CONFERENCE		0- 0		0- 0		2- 5							
1- 1		0- 0		0- 0		HOME		0- 0		0- 0		1- 1							
1- 4		0- 0		0- 0		AWAY		0- 0		0- 0		1- 4							
0- 0		0- 0		0- 0		NEUTRAL		0- 0		0- 0		0- 0							
RPI S	Opponent	Score		RPI S	Opponent	Score		RPI S	Opponent	Score		RPI S	Opponent	Score					
								95 A	Clemson	1	3	106 A	Pacific	0	3				
												113 N	South Carolina	3	2				
												122 N	Furman	3	2				
												164 H	UNC Wilmington	1	3				
												196 A	Davidson	2	3				
												208 A	Campbell	2	3				
												215 H	Coastal Caro.	1	3				
												216 A	High Point	0	3				
												235 A	UNC Asheville	1	3				
												243 A	Gardner-Webb	3	0				
												252 A	Presbyterian	0	3				
												270 N	San Jose St.	3	2				
												287 H	Fordham	3	0				
												293 N	UC Riverside	1	3				
												300 H	Tennessee Tech	3	0				
												301 H	Charleston So.	3	0				
												305 H	Citadel	3	1				
												314 H	N.C. A&T	3	2				
												324 H	Bethune-Cookman	3	0				
												331 H	Savannah St.	3	0				
LAST 10 GAMES																			
												208 A	Campbell	2	3	196 A	Davidson	2	3
												216 A	High Point	0	3	301 H	Charleston So.	3	0
												243 A	Gardner-Webb	3	0	215 H	Coastal Caro.	1	3
												235 A	UNC Asheville	1	3	164 H	UNC Wilmington	1	3
												252 A	Presbyterian	0	3	305 H	Citadel	3	1

Non-Div. I Games:

Winthrop

Average RPI Win: 268		WON-LOST RECORD		WINNING PCT. RANK		LAST 10 GAMES		STRENGTH OF SCHEDULE		OPP. STRENGTH OF SCHEDULE		TEAM RPI		ADJ RPI		CONF. RPI		ADJ CONF. RPI	
DIV. I ONLY		7- 12		.36842 250		5- 5		252		252		260		.40861 262		24		26	
DIV. I NON-CONF.		4- 7		.36364 238		2- 0		270		249		273		.4075 267		25		24	
TOTALS		RPI 1-25		RPI 26-50		W-L RECORDS		RPI 51-100		RPI 101-150		RPI 150+							
7- 12		0- 0		0- 0		OVERALL		0- 2		0- 3		7- 7							
3- 3		0- 0		0- 0		HOME		0- 1		0- 1		3- 1							
2- 5		0- 0		0- 0		AWAY		0- 0		0- 1		2- 4							
2- 4		0- 0		0- 0		NEUTRAL		0- 1		0- 1		2- 2							
4- 7		0- 0		0- 0		NON-CONFERENCE		0- 1		0- 2		4- 4							
1- 0		0- 0		0- 0		HOME		0- 0		0- 0		1- 0							
1- 3		0- 0		0- 0		AWAY		0- 0		0- 1		1- 2							
2- 4		0- 0		0- 0		NEUTRAL		0- 1		0- 1		2- 2							
3- 5		0- 0		0- 0		CONFERENCE		0- 1		0- 1		3- 3							
2- 3		0- 0		0- 0		HOME		0- 1		0- 1		2- 1							
1- 2		0- 0		0- 0		AWAY		0- 0		0- 0		1- 2							
0- 0		0- 0		0- 0		NEUTRAL		0- 0		0- 0		0- 0							
RPI	S	Opponent		Score		RPI	S	Opponent		Score		RPI	S	Opponent		Score			

Average RPI Win:	295	WON-LOST RECORD	WINNING PCT. RANK	LAST 10 GAMES	STRENGTH OF SCHEDULE	OPP. STRENGTH OF SCHEDULE	TEAM RPI	ADJ RPI	CONF. RPI	ADJ CONF. RPI		
Average RPI Loss:	166											
DIV. I ONLY	9- 13	.40909	229	1- 8	278	280	266	.40691	263	25	24	
DIV. I NON-CONF.	8- 6	.57143	136	0- 1	293	303	227	.4417	231	22	22	
<hr/>												
TOTALS	RPI 1-25	RPI 26-50		W-L RECORDS		RPI 51-100		RPI 101-150		RPI 150+		
9- 13	0- 0	0- 0		OVERALL		0- 1		0- 4		9- 8		
0- 4	0- 0	0- 0		HOME		0- 0		0- 2		0- 2		
3- 7	0- 0	0- 0		AWAY		0- 1		0- 2		3- 4		
6- 2	0- 0	0- 0		NEUTRAL		0- 0		0- 0		6- 2		
<hr/>												
8- 6	0- 0	0- 0		NON-CONFERENCE		0- 1		0- 0		8- 5		
0- 0	0- 0	0- 0		HOME		0- 0		0- 0		0- 0		
2- 4	0- 0	0- 0		AWAY		0- 1		0- 0		2- 3		
6- 2	0- 0	0- 0		NEUTRAL		0- 0		0- 0		6- 2		
<hr/>												
1- 7	0- 0	0- 0		CONFERENCE		0- 0		0- 4		1- 3		
0- 4	0- 0	0- 0		HOME		0- 0		0- 2		0- 2		
1- 3	0- 0	0- 0		AWAY		0- 0		0- 2		1- 1		
0- 0	0- 0	0- 0		NEUTRAL		0- 0		0- 0		0- 0		
<hr/>												
RPI	S	Opponent	Score	RPI	S	Opponent	Score	RPI	S	Opponent	Score	
								64	A	Central Ark.	0	3

Non-Div. I Games: Incarnate Word 3 2 Huston-Tillotson 3 0

Tex.-Pan American

Average RPI Win:	289	WON-LOST RECORD	WINNING PCT. RANK	LAST 10 GAMES	STRENGTH OF SCHEDULE	OPP. STRENGTH OF SCHEDULE	TEAM RPI	ADJ RPI	CONF. RPI	ADJ CONF. RPI	
DIV. I ONLY	10- 13	.43478	218	2- 8	291	229	263	.40625	264	11	11
DIV. I NON-CONF.	10- 5	.66667	83	2- 0	321	290	234	.43713	238	11	11

TOTALS	RPI 1-25	RPI 26-50		W-L RECORDS		RPI 51-100		RPI 101-150		RPI 150+	
10- 13	0- 0	0- 1		OVERALL		0- 2		0- 1		10- 9	
3- 5	0- 0	0- 1		HOME		0- 2		0- 0		3- 2	
3- 5	0- 0	0- 0		AWAY		0- 0		0- 1		3- 4	
4- 3	0- 0	0- 0		NEUTRAL		0- 0		0- 0		4- 3	
10- 5	0- 0	0- 0		NON-CONFERENCE		0- 0		0- 0		10- 5	
3- 1	0- 0	0- 0		HOME		0- 0		0- 0		3- 1	
3- 1	0- 0	0- 0		AWAY		0- 0		0- 0		3- 1	
4- 3	0- 0	0- 0		NEUTRAL		0- 0		0- 0		4- 3	
0- 8	0- 0	0- 1		CONFERENCE		0- 2		0- 1		0- 4	
0- 4	0- 0	0- 1		HOME		0- 2		0- 0		0- 1	
0- 4	0- 0	0- 0		AWAY		0- 0		0- 1		0- 3	
0- 0	0- 0	0- 0		NEUTRAL		0- 0		0- 0		0- 0	
RPI	S	Opponent	Score	RPI	S	Opponent	Score	RPI	S	Opponent	Score
				36	H	Tulsa	1 3	65	H	Middle Tenn.	2 3
								76	H	Tulane	0 3
								116	A	North Texas	0 3
								161	A	Rice	0 3
								163	N	Tennessee	0 3
								165	N	Bakersfield	1 3
								168	A	FIU	2 3
								186	A	Fla. Atlantic	1 3
								196	A	Davidson	2 3
								219	H	Elon	1 3
								235	N	UNC Asheville	3 1
								243	H	Gardner-Webb	3 0
								262	H	Tennessee St.	3 0
								279	H	Louisiana Tech	1 3
								288	A	Norfolk St.	3 0
								289	N	UT Martin	0 3
								297	A	Chattanooga	3 2
								301	N	Charleston So.	3 0
								308	N	UMES	3 0
								314	A	N.C. A&T	3 0
								322	H	South Carolina St.	3 0
								324	N	Bethune-Cookman	3 0

LAST 10 GAMES											
				65	H	Middle Tenn.	2 3	279	H	Louisiana Tech	1 3
				36	H	Tulsa	1 3	186	A	Fla. Atlantic	1 3
				161	A	Rice	0 3	168	A	FIU	2 3
				116	A	North Texas	0 3	243	H	Gardner-Webb	3 0
				76	H	Tulane	0 3	262	H	Tennessee St.	3 0

Non-Div. I Games:

Charlotte

Average RPI Win:	273	WON-LOST RECORD	WINNING PCT. RANK	LAST 10 GAMES	STRENGTH OF SCHEDULE	OPP. STRENGTH OF SCHEDULE	TEAM RPI	ADJ RPI	CONF. RPI	ADJ CONF. RPI	
DIV. I ONLY		11- 12	.47826 188	8- 2	287	283	253	.40589 265	29	29	
DIV. I NON-CONF.		6- 10	.375 234	3- 0	257	259	264	.40407 272	28	28	
<hr/>											
TOTALS	RPI 1-25	RPI 26-50		W-L RECORDS	RPI 51-100		RPI 101-150		RPI 150+		
11- 12	0- 0	0- 0		OVERALL	0- 1		0- 2		11- 9		
4- 0	0- 0	0- 0		HOME	0- 0		0- 0		4- 0		
5- 4	0- 0	0- 0		AWAY	0- 0		0- 1		5- 3		
2- 8	0- 0	0- 0		NEUTRAL	0- 1		0- 1		2- 6		
<hr/>											
6- 10	0- 0	0- 0		NON-CONFERENCE	0- 1		0- 2		6- 7		
0- 0	0- 0	0- 0		HOME	0- 0		0- 0		0- 0		
4- 2	0- 0	0- 0		AWAY	0- 0		0- 1		4- 1		
2- 8	0- 0	0- 0		NEUTRAL	0- 1		0- 1		2- 6		
<hr/>											
5- 2	0- 0	0- 0		CONFERENCE	0- 0		0- 0		5- 2		
4- 0	0- 0	0- 0		HOME	0- 0		0- 0		4- 0		
1- 2	0- 0	0- 0		AWAY	0- 0		0- 0		1- 2		
0- 0	0- 0	0- 0		NEUTRAL	0- 0		0- 0		0- 0		
<hr/>											
RPI S	Opponent	Score	RPI S	Opponent	Score	RPI S	Opponent	Score	RPI S	Opponent	Score
						51 N	Colorado	0 3	149 A	St. John's (NY)	0 3
						149 N	St. John's (NY)	2 3			
						156 N	Samford	0 3			
						181 A	Syracuse	3 2			
						199 N	Oakland	0 3			
						215 N	Coastal Caro.	0 3			
						220 A	UMBC	1 3			
						222 A	Kennesaw St.	1 3			
						231 H	New Hampshire	3 2			
						238 A	Albany (NY)	1 3			
						239 N	Sacred Heart	3 1			
						244 N	Manhattan	0 3			
						257 A	Holy Cross	3 0			
						267 N	Rutgers	2 3			
						283 N	Princeton	3 1			
						287 A	Fordham	3 2			
						292 H	Hartford	3 1			
						298 H	Providence	3 1			
						300 N	Tennessee Tech	2 3			
						303 A	Binghamton	3 2			
306 A	Bryant	3 0									
						326 H	UMass Lowell	3 0			
						LAST 10 GAMES					
						292 H	Hartford	3 1	231 H	New Hampshire	3 2
						298 H	Providence	3 1	287 A	Fordham	3 2
						238 A	Albany (NY)	1 3	220 A	UMBC	1 3
						303 A	Binghamton	3 2	283 N	Princeton	3 1
						326 H	UMass Lowell	3 0	306 A	Bryant	3 0

Non-Div. I Games:

Stony Brook

Average RPI Win:	284	WON-LOST RECORD	WINNING PCT. RANK	LAST 10 GAMES	STRENGTH OF SCHEDULE	OPP. STRENGTH OF SCHEDULE	TEAM RPI	ADJ RPI	CONF. RPI	ADJ CONF. RPI	
Average RPI Loss:	155										
DIV. I ONLY		6- 15	.28571 276	3- 7	183	244	261	.40574 266	20	20	
DIV. I NON-CONF.		4- 10	.28571 267	1- 2	115	263	233	.43585 241	18	19	
<hr/>											
TOTALS	RPI 1-25	RPI 26-50		W-L RECORDS	RPI 51-100		RPI 101-150		RPI 150+		
6- 15	0- 0	0- 2		OVERALL	0- 2		0- 2		6- 9		
2- 6	0- 0	0- 1		HOME	0- 0		0- 0		2- 5		
2- 6	0- 0	0- 1		AWAY	0- 1		0- 1		2- 3		
2- 3	0- 0	0- 0		NEUTRAL	0- 1		0- 1		2- 1		
<hr/>											
4- 10	0- 0	0- 0		NON-CONFERENCE	0- 2		0- 2		4- 6		
1- 4	0- 0	0- 0		HOME	0- 0		0- 0		1- 4		
1- 3	0- 0	0- 0		AWAY	0- 1		0- 1		1- 1		
2- 3	0- 0	0- 0		NEUTRAL	0- 1		0- 1		2- 1		
<hr/>											
2- 5	0- 0	0- 2		CONFERENCE	0- 0		0- 0		2- 3		
1- 2	0- 0	0- 1		HOME	0- 0		0- 0		1- 1		
1- 3	0- 0	0- 1		AWAY	0- 0		0- 0		1- 2		
0- 0	0- 0	0- 0		NEUTRAL	0- 0		0- 0		0- 0		
<hr/>											
RPI S	Opponent	Score	RPI S	Opponent	Score	RPI S	Opponent	Score	RPI S	Opponent	Score
			50 A	VCU	0 <div>3</div>	61 A	American	0 <div>3</div>	101 A	Maryland	0 <div>3</div>
			50 H	VCU	2 <div>3</div>	68 N	TCU	0 <div>3</div>	127 N	Villanova	2 <div>3</div>
									151 H	Temple	1 <div>3</div>
									169 H	Georgetown	1 <div>3</div>
									177 A	George Washington	1 <div>3</div>
									180 H	Saint Louis	1 <div>3</div>
									185 H	Radford	2 <div>3</div>
									188 A	UNC Greensboro	0 <div>3</div>
									220 A	UMBC	3 1
									231 N	New Hampshire	3 1
									242 N	Howard	0 <div>3</div>
									283 H	Princeton	1 <div>3</div>
									284 H	Coppin St.	3 1
									287 A	Fordham	1 <div>3</div>
									323 A	La Salle	3 0
									323 H	La Salle	3 0
									325 N	N.C. Central	3 0
<hr/>											
LAST 10 GAMES											
			177 A	George Washington	1 <div>3</div>	287 A	Fordham	1 <div>3</div>			
			50 A	VCU	0 <div>3</div>	323 A	La Salle	3 0			
			323 H	La Salle	3 0	68 N	TCU	0 <div>3</div>			
			50 H	VCU	2 <div>3</div>	325 N	N.C. Central	3 0			
			180 H	Saint Louis	1 <div>3</div>	188 A	UNC Greensboro	0 <div>3</div>			

Non-Div. I Games:

George Mason

Average RPI Win: 250		WON-LOST RECORD		WINNING PCT. RANK		LAST 10 GAMES		STRENGTH OF SCHEDULE		OPP. STRENGTH OF SCHEDULE		TEAM RPI		ADJ RPI		CONF. RPI		ADJ CONF. RPI	
Average RPI Loss: 145																			
DIV. I ONLY		4- 17		.19048 302		1- 9		151		194		268		.40397 267		14		13	
DIV. I NON-CONF.		4- 10		.28571 267		1- 2		205		165		252		.42365 253		13		13	
TOTALS		RPI 1-25		RPI 26-50		W-L RECORDS		RPI 51-100		RPI 101-150		RPI 150+							
4- 17		0- 0		0- 0		OVERALL		0- 4		0- 5		4- 8							
0- 3		0- 0		0- 0		HOME		0- 1		0- 1		0- 1							
0- 9		0- 0		0- 0		AWAY		0- 1		0- 3		0- 5							
4- 5		0- 0		0- 0		NEUTRAL		0- 2		0- 1		4- 2							
4- 10		0- 0		0- 0		NON-CONFERENCE		0- 4		0- 2		4- 4							
0- 1		0- 0		0- 0		HOME		0- 1		0- 0		0- 0							
0- 4		0- 0		0- 0		AWAY		0- 1		0- 1		0- 2							
4- 5		0- 0		0- 0		NEUTRAL		0- 2		0- 1		4- 2							
0- 7		0- 0		0- 0		CONFERENCE		0- 0		0- 3		0- 4							
0- 2		0- 0		0- 0		HOME		0- 0		0- 1		0- 1							
0- 5		0- 0		0- 0		AWAY		0- 0		0- 2		0- 3							
0- 0		0- 0		0- 0		NEUTRAL		0- 0		0- 0		0- 0							
RPI	S	Opponent		Score	RPI	S	Opponent		Score	RPI	S	Opponent		Score	RPI	S	Opponent		Score
							51	N	Colorado	1	3		108	A	Indiana	0	3		
							97	A	Pittsburgh	1	3		121	A	UCF	0	3		
							98	H	Seton Hall	2	3		122	N	Furman	1	3		
							99	N	Morehead St.	0	3		128	H	SMU	1	3		
													129	A	South Fla.	0	3		
													151	A	Temple	0	3		
													172	A	Connecticut	1	3		
													175	A	Delaware	2	3		
													181	A	Syracuse	2	3		
													189	H	Houston	0	3		
													199	N	Oakland	1	3		
													201	N	Kent St.	3	0		
													207	A	Memphis	1	3		
													225	N	Cornell	3	2		
													239	N	Sacred Heart	2	3		
													265	N	Stony Brook	3	2		
													310	N	Robert Morris	3	1		
LAST 10 GAMES																			
							151	A	Temple	0	3		128	H	SMU	1	3		
							207	A	Memphis	1	3		189	H	Houston	0	3		
							172	A	Connecticut	1	3		225	N	Cornell	3	2		
							121	A	UCF	0	3		99	N	Morehead St.	0	3		
							129	A	South Fla.	0	3		97	A	Pittsburgh	1	3		

Non-Div. I Games:

Rutgers

Average RPI Win:	254	WON-LOST	WINNING	LAST 10	STRENGTH OF	OPP. STRENGTH	TEAM	ADJ	CONF.	ADJ CONF.	
Average RPI Loss:	147	RECORD	PCT. RANK	GAMES	SCHEDULE	OF SCHEDULE	RPI	RPI	RPI	RPI	
DIV. I ONLY	5- 15	.25	284	4- 6	207	206	270	.40395	268	23	21
DIV. I NON-CONF.	2- 9	.18182	288	1- 0	144	197	268	.41778	260	19	18
<hr/>											
TOTALS	RPI 1-25	RPI 26-50		W-L RECORDS		RPI 51-100		RPI 101-150		RPI 150+	
5- 15	0- 0	0- 1		OVERALL		0- 3		0- 4		5- 7	
3- 4	0- 0	0- 0		HOME		0- 1		0- 2		3- 1	
1- 7	0- 0	0- 1		AWAY		0- 2		0- 1		1- 3	
1- 4	0- 0	0- 0		NEUTRAL		0- 0		0- 1		1- 3	
<hr/>											
2- 9	0- 0	0- 1		NON-CONFERENCE		0- 2		0- 2		2- 4	
1- 2	0- 0	0- 0		HOME		0- 1		0- 1		1- 0	
0- 3	0- 0	0- 1		AWAY		0- 1		0- 0		0- 1	
1- 4	0- 0	0- 0		NEUTRAL		0- 0		0- 1		1- 3	
<hr/>											
3- 6	0- 0	0- 0		CONFERENCE		0- 1		0- 2		3- 3	
2- 2	0- 0	0- 0		HOME		0- 0		0- 1		2- 1	
1- 4	0- 0	0- 0		AWAY		0- 1		0- 1		1- 2	
0- 0	0- 0	0- 0		NEUTRAL		0- 0		0- 0		0- 0	
<hr/>											
RPI S	Opponent	Score	RPI S	Opponent	Score	RPI S	Opponent	Score	RPI S	Opponent	Score
			26 A	BYU	0 3	69 H	South Dakota	0 3	119 H	North Dakota	1 3
						92 A	Portland St.	1 3	125 A	Idaho St.	0 3
						99 A	Morehead St.	2 3	133 N	IUPUI	0 3
									136 H	Gonzaga	2 3
									155 N	Idaho	0 3
									159 A	Wyoming	1 3
									160 H	Northern Ariz.	3 2
									166 H	Northern Colo.	1 3
									180 N	Saint Louis	0 3
									212 A	Eastern Wash.	2 3
									241 A	Sacramento St.	1 3
									250 N	Stetson	3 2
									255 H	Akron	3 0
									294 N	Drake	1 3
									299 A	Weber St.	3 0
									304 H	Southern Utah	3 1
<hr/>											
LAST 10 GAMES											
			241 A	Sacramento St.	1 3	92 A	Portland St.	1 3			
			304 H	Southern Utah	3 1	212 A	Eastern Wash.	2 3			
			160 H	Northern Ariz.	3 2	166 H	Northern Colo.	1 3			
			299 A	Weber St.	3 0	119 H	North Dakota	1 3			
			125 A	Idaho St.	0 3	255 H	Akron	3 0			

Non-Div. I Games:

Montana St.

Average RPI Win:		286	WON-LOST RECORD		WINNING PCT. RANK		LAST 10 GAMES		STRENGTH OF SCHEDULE		OPP. STRENGTH OF SCHEDULE		TEAM RPI		ADJ RPI		CONF. RPI		ADJ CONF. RPI	
Average RPI Loss:		190																		
DIV. I ONLY			9- 11		.45 208		6- 4		276		295		254		.40358 269		32		32	
DIV. I NON-CONF.			5- 7		.41667 209		2- 0		246		234		243		.42861 246		32		31	
TOTALS		RPI 1-25		RPI 26-50		W-L RECORDS		RPI 51-100		RPI 101-150		RPI 150+								
9- 11		0- 2		0- 0		OVERALL		0- 1		0- 0		9- 8								
4- 0		0- 0		0- 0		HOME		0- 0		0- 0		4- 0								
3- 6		0- 1		0- 0		AWAY		0- 0		0- 0		3- 5								
2- 5		0- 1		0- 0		NEUTRAL		0- 1		0- 0		2- 3								
5- 7		0- 2		0- 0		NON-CONFERENCE		0- 1		0- 0		5- 4								
1- 0		0- 0		0- 0		HOME		0- 0		0- 0		1- 0								
2- 3		0- 1		0- 0		AWAY		0- 0		0- 0		2- 2								
2- 4		0- 1		0- 0		NEUTRAL		0- 1		0- 0		2- 2								
4- 4		0- 0		0- 0		CONFERENCE		0- 0		0- 0		4- 4								
3- 0		0- 0		0- 0		HOME		0- 0		0- 0		3- 0								
1- 3		0- 0		0- 0		AWAY		0- 0		0- 0		1- 3								
0- 1		0- 0		0- 0		NEUTRAL		0- 0		0- 0		0- 1								
RPI	S	Opponent		Score		RPI	S	Opponent		Score		RPI	S	Opponent		Score				
10	N	Kansas		0 3								170	N	Loyola Chicago		2 3				
17	A	Arizona		0 3								171	A	Lehigh		3 2				
												190	A	Hampton		0 3				
												230	A	East Carolina		0 3				
												242	A	Howard		3 1				
												242	N	Howard		2 3				
												281	A	Lafayette		0 3				
												284	A	Coppin St.		2 3				
												284	H	Coppin St.		3 2				
												288	A	Norfolk St.		2 3				
												298	A	Providence		3 1				
												305	N	Citadel		3 2				
												308	H	UMES		3 1				
												315	N	Quinnipiac		1 3				
												320	N	St. Francis Brooklyn		3 0				
												323	H	La Salle		3 0				
												327	H	Delaware St.		3 0				
						LAST 10 GAMES														
						284 H Coppin St.						190 A Hampton								
						242 A Howard						284 A Coppin St.								
						308 H UMES						298 A Providence								
						327 H Delaware St.						320 N St. Francis Brooklyn								
						288 A Norfolk St.						242 N Howard								

Non-Div. I Games:

Morgan St.

Average RPI Win:	243	WON-LOST RECORD	WINNING PCT. RANK	LAST 10 GAMES	STRENGTH OF SCHEDULE	OPP. STRENGTH OF SCHEDULE	TEAM RPI	ADJ RPI	CONF. RPI	ADJ CONF. RPI										
Average RPI Loss:	143																			
DIV. I ONLY	5- 14	.26316	281	2- 8	226	169	271	.40243	270	10	10									
DIV. I NON-CONF.	3- 8	.27273	272	0- 2	244	241	282	.39175	281	9	9									
<hr/>																				
TOTALS	RPI 1-25	RPI 26-50		W-L RECORDS		RPI 51-100		RPI 101-150		RPI 150+										
5- 14	0- 0	0- 0		OVERALL		0- 4		0- 4		5- 6										
3- 3	0- 0	0- 0		HOME		0- 2		0- 1		3- 0										
1- 6	0- 0	0- 0		AWAY		0- 2		0- 2		1- 2										
1- 5	0- 0	0- 0		NEUTRAL		0- 0		0- 1		1- 4										
<hr/>																				
3- 8	0- 0	0- 0		NON-CONFERENCE		0- 0		0- 2		3- 6										
1- 0	0- 0	0- 0		HOME		0- 0		0- 0		1- 0										
1- 3	0- 0	0- 0		AWAY		0- 0		0- 1		1- 2										
1- 5	0- 0	0- 0		NEUTRAL		0- 0		0- 1		1- 4										
<hr/>																				
2- 6	0- 0	0- 0		CONFERENCE		0- 4		0- 2		2- 0										
2- 3	0- 0	0- 0		HOME		0- 2		0- 1		2- 0										
0- 3	0- 0	0- 0		AWAY		0- 2		0- 1		0- 0										
0- 0	0- 0	0- 0		NEUTRAL		0- 0		0- 0		0- 0										
<hr/>																				
RPI S	Opponent	Score	RPI S	Opponent	Score	RPI S	Opponent	Score	RPI S	Opponent	Score									
						60 H	New Mexico	1	3	104 A	UNLV	1	3							
						82 H	Utah St.	0	3	106 A	Pacific	0	3							
						89 A	Fresno St.	0	3	123 H	Boise St.	2	3							
						90 A	San Diego St.	0	3	126 N	Cal Poly	1	3							
									160 N	Northern Ariz.	0	3								
									165 A	Bakersfield	1	3								
									208 N	Campbell	2	3								
									209 N	Central Conn. St.	0	3								
									210 H	Air Force	3	1								
									212 H	Eastern Wash.	3	2								
									223 A	William & Mary	1	3								
									241 A	Sacramento St.	3	0								
									260 H	Nevada	3	2								
									261 N	Winthrop	2	3								
									293 N	UC Riverside	3	0								
									<hr/>											
									LAST 10 GAMES											
60 H	New Mexico	1	3	90 A	San Diego St.				0	3										
210 H	Air Force	3	1	104 A	UNLV				1	3										
165 A	Bakersfield	1	3	82 H	Utah St.				0	3										
89 A	Fresno St.	0	3	123 H	Boise St.				2	3										
260 H	Nevada	3	2	106 A	Pacific	0	3													

Non-Div. I Games:

San Jose St.

Grand Canyon

Through Games Of Through Matches of Oct. 20, 2013

Average RPI Win:	280	WON-LOST	WINNING	LAST 10	STRENGTH OF	OPP. STRENGTH	TEAM	ADJ	CONF.	ADJ CONF.							
Average RPI Loss:	171	RECORD	PCT. RANK	GAMES	SCHEDULE	OF SCHEDULE	RPI	RPI	RPI	RPI							
DIV. I ONLY	6- 11	.35294	255	3- 6	269	259	276	.40157	271	25	24						
DIV. I NON-CONF.	5- 6	.45455	199	2- 1	249	268	236	.43949	233	22	22						
<hr/>																	
TOTALS	RPI 1-25	RPI 26-50		W-L RECORDS	RPI 51-100		RPI 101-150		RPI 150+								
6- 11	0- 0	0- 0		OVERALL	0- 1		0- 4		6- 6								
1- 3	0- 0	0- 0		HOME	0- 0		0- 2		1- 1								
2- 4	0- 0	0- 0		AWAY	0- 0		0- 1		2- 3								
3- 4	0- 0	0- 0		NEUTRAL	0- 1		0- 1		3- 2								
<hr/>																	
5- 6	0- 0	0- 0		NON-CONFERENCE	0- 1		0- 2		5- 3								
1- 0	0- 0	0- 0		HOME	0- 0		0- 0		1- 0								
1- 2	0- 0	0- 0		AWAY	0- 0		0- 1		1- 1								
3- 4	0- 0	0- 0		NEUTRAL	0- 1		0- 1		3- 2								
<hr/>																	
1- 5	0- 0	0- 0		CONFERENCE	0- 0		0- 2		1- 3								
0- 3	0- 0	0- 0		HOME	0- 0		0- 2		0- 1								
1- 2	0- 0	0- 0		AWAY	0- 0		0- 0		1- 2								
0- 0	0- 0	0- 0		NEUTRAL	0- 0		0- 0		0- 0								
<hr/>																	
RPI S	Opponent	Score	RPI S	Opponent	Score	RPI S	Opponent	Score	RPI S	Opponent	Score						
						62 N	Illinois St.	2 3	123 A	Boise St.	0 3						
						144 H	UMKC	2 3									
						145 N	UC Davis	1 3									
						146 H	Utah Valley	0 3									
						155 A	Idaho	0 3									
						197 N	Texas Tech	1 3									
						203 A	Seattle	1 3									
						203 H	Seattle	1 3									
						209 N	Central Conn. St.	2 3									
						228 A	Dartmouth	3 2									
						244 N	Manhattan	3 0									
						290 H	La.-Monroe	3 0									
						298 N	Providence	3 0									
						299 A	Weber St.	2 3									
						299 N	Weber St.	3 2									
						321 A	Chicago St.	3 2									
						<hr/>											
									LAST 10 GAMES								
									203 A Seattle			1 3	321 A Chicago St.			3 2	
									146 H Utah Valley			0 3	144 H UMKC			2 3	
			123 A Boise St.			0 3	290 H La.-Monroe			3 0							
			203 H Seattle			1 3	228 A Dartmouth			3 2							
			155 A Idaho			0 3	244 N Manhattan			3 0							

Non-Div. I Games: Arizona Christian 3 0

Grand Canyon

Average RPI Win: 269		WON-LOST	WINNING	LAST 10	STRENGTH OF		OPP. STRENGTH	TEAM	ADJ	CONF.	ADJ CONF.
Average RPI Loss: 156		RECORD	PCT. RANK	GAMES	SCHEDULE		OF SCHEDULE	RPI	RPI	RPI	RPI
DIV. I ONLY		8- 13	.38095	243	4- 6		295	191	273	.3998	272
DIV. I NON-CONF.		4- 9	.30769	261	0- 2		314	179	307	.365	300
TOTALS		RPI 1-25	RPI 26-50		W-L RECORDS		RPI 51-100		RPI 101-150		RPI 150+
8- 13	0- 1	0- 0		OVERALL		0- 2		0- 4		8- 6	
1- 3	0- 0	0- 0		HOME		0- 0		0- 1		1- 2	
5- 5	0- 1	0- 0		AWAY		0- 0		0- 3		5- 1	
2- 5	0- 0	0- 0		NEUTRAL		0- 2		0- 0		2- 3	
4- 9	0- 1	0- 0		NON-CONFERENCE		0- 2		0- 2		4- 4	
0- 0	0- 0	0- 0		HOME		0- 0		0- 0		0- 0	
2- 4	0- 1	0- 0		AWAY		0- 0		0- 2		2- 1	
2- 5	0- 0	0- 0		NEUTRAL		0- 2		0- 0		2- 3	
4- 4	0- 0	0- 0		CONFERENCE		0- 0		0- 2		4- 2	
1- 3	0- 0	0- 0		HOME		0- 0		0- 1		1- 2	
3- 1	0- 0	0- 0		AWAY		0- 0		0- 1		3- 0	
0- 0	0- 0	0- 0		NEUTRAL		0- 0		0- 0		0- 0	
RPI S	Opponent	Score		RPI S	Opponent	Score		RPI S	Opponent	Score	
17 A	Arizona	0 3						63 N	UC Santa Barbara	0 3	
								96 N	Iowa	2 3	
								114 A	Mississippi St.	1 3	
								114 A	Mississippi St.	0 3	
								122 A	Furman	0 3	
								122 H	Furman	2 3	
								156 H	Samford	1 3	
								178 N	Youngstown St.	2 3	
								187 A	Appalachian St.	3 0	
								193 A	Western Caro.	3 2	
								196 H	Davidson	3 1	
								215 A	Coastal Caro.	2 3	
								259 N	Georgia St.	1 3	
								274 N	Loyola Maryland	0 3	
								297 H	Chattanooga	2 3	
								305 A	Citadel	3 0	
								313 A	USC Upstate	3 1	
								316 N	Niagara	3 0	
								316 N	Niagara	3 0	
								322 A	South Carolina St.	3 0	
				LAST 10 GAMES							
				196 H	Davidson	3	1	122 H	Furman	2	3
				122 A	Furman	0	3	297 H	Chattanooga	2	3
				187 A	Appalachian St.	3	0	156 H	Samford	1	3
				193 A	Western Caro.	3	2	17 A	Arizona	0	3
				305 A	Citadel	3	0	274 N	Loyola Maryland	0	3

Non-Div. I Games: Converse 3 2

Wofford

Average RPI Win:	303	WON-LOST RECORD	WINNING PCT. RANK	LAST 10 GAMES	STRENGTH OF SCHEDULE	OPP. STRENGTH OF SCHEDULE	TEAM RPI	ADJ RPI	CONF. RPI	ADJ CONF. RPI								
Average RPI Loss:	173																	
DIV. I ONLY	10- 12	.45455	203	3- 5	301	306	269	.39971	273	22	23							
DIV. I NON-CONF.	6- 6	.5	165	1- 0	324	325	296	.37789	293	23	23							
<hr/>																		
TOTALS	RPI 1-25	RPI 26-50		W-L RECORDS	RPI 51-100		RPI 101-150		RPI 150+									
10- 12	0- 0	0- 0		OVERALL	0- 1		0- 4		10- 7									
5- 7	0- 0	0- 0		HOME	0- 1		0- 1		5- 5									
2- 4	0- 0	0- 0		AWAY	0- 0		0- 2		2- 2									
3- 1	0- 0	0- 0		NEUTRAL	0- 0		0- 1		3- 0									
<hr/>																		
6- 6	0- 0	0- 0		NON-CONFERENCE	0- 0		0- 2		6- 4									
2- 3	0- 0	0- 0		HOME	0- 0		0- 0		2- 3									
2- 2	0- 0	0- 0		AWAY	0- 0		0- 1		2- 1									
2- 1	0- 0	0- 0		NEUTRAL	0- 0		0- 1		2- 0									
<hr/>																		
4- 6	0- 0	0- 0		CONFERENCE	0- 1		0- 2		4- 3									
3- 4	0- 0	0- 0		HOME	0- 1		0- 1		3- 2									
0- 2	0- 0	0- 0		AWAY	0- 0		0- 1		0- 1									
1- 0	0- 0	0- 0		NEUTRAL	0- 0		0- 0		1- 0									
<hr/>																		
RPI S	Opponent	Score	RPI S	Opponent	Score	RPI S	Opponent	Score	RPI S	Opponent	Score							
						64 H	Central Ark.	0	3	103 N	Western Mich.	0	3					
						105 H	Oral Roberts	0	3									
						117 A	Northwestern St.	1	3									
						124 A	DePaul	0	3									
						157 H	A&M-Corpus Christi	0	3									
						184 A	Stephen F. Austin	2	3									
						192 H	Southern Miss.	1	3									
						200 H	Sam Houston St.	0	3									
						254 H	Lamar	3	1									
						263 H	Tex.-Pan American	2	3									
						276 H	Southeastern La.	3	0									
						279 A	Louisiana Tech	2	3									
						290 H	La.-Monroe	1	3									
						298 N	Providence	3	1									
						302 H	New Orleans	3	1									
						302 N	New Orleans	3	0									
						312 A	Prairie View	3	0									
						312 H	Prairie View	3	1									
						317 A	Southern U.	3	0									
						321 N	Chicago St.	3	0									
						332 H	Alcorn	3	0									
						<hr/>												
									LAST 10 GAMES									
									105 H Oral Roberts			0	3	276 H Southeastern La.			3	0
									64 H Central Ark.			0	3	312 A Prairie View			3	0
			184 A Stephen F. Austin			2	3	200 H Sam Houston St.			0	3						
			117 A Northwestern St.			1	3	254 H Lamar			3	1						
			302 H New Orleans			3	1	157 H A&M-Corpus Christi			0	3						

Non-Div. I Games: Incarnate Word 3 0 Abilene Christian 3 1

McNeese St.

Average RPI Win: 284		WON-LOST RECORD		WINNING PCT. RANK		LAST 10 GAMES		STRENGTH OF SCHEDULE		OPP. STRENGTH OF SCHEDULE		TEAM RPI		ADJ RPI		CONF. RPI		ADJ CONF. RPI	
DIV. I ONLY		5- 15		.25 284		3- 7		156		251		258		.3975 274		16		17	
DIV. I NON-CONF.		3- 9		.25 274		1- 1		217		270		280		.38816 283		20		21	
TOTALS		RPI 1-25		RPI 26-50		W-L RECORDS		RPI 51-100		RPI 101-150		RPI 150+							
5- 15		0- 1		0- 0		OVERALL		0- 4		0- 0		5- 10							
2- 4		0- 0		0- 0		HOME		0- 1		0- 0		2- 3							
1- 6		0- 1		0- 0		AWAY		0- 2		0- 0		1- 3							
2- 5		0- 0		0- 0		NEUTRAL		0- 1		0- 0		2- 4							
3- 9		0- 1		0- 0		NON-CONFERENCE		0- 1		0- 0		3- 7							
1- 2		0- 0		0- 0		HOME		0- 0		0- 0		1- 2							
0- 2		0- 1		0- 0		AWAY		0- 0		0- 0		0- 1							
2- 5		0- 0		0- 0		NEUTRAL		0- 1		0- 0		2- 4							
2- 6		0- 0		0- 0		CONFERENCE		0- 3		0- 0		2- 3							
1- 2		0- 0		0- 0		HOME		0- 1		0- 0		1- 1							
1- 4		0- 0		0- 0		AWAY		0- 2		0- 0		1- 2							
0- 0		0- 0		0- 0		NEUTRAL		0- 0		0- 0		0- 0							
RPI	S	Opponent		Score		RPI	S	Opponent		Score		RPI	S	Opponent		Score			
17	A	Arizona		0 3								171	A	Lehigh		0 3			
								54 A Colgate		1 3		175	H	Delaware		0 3			
								61 A American		0 3		187	A	Appalachian St.		0 3			
								63 N UC Santa Barbara		0 3		200	N	Sam Houston St.		1 3			
								79 H Army		2 3		220	H	UMBC		2 3			
												232	H	Navy		1 3			
												242	N	Howard		0 3			
												248	A	Bucknell		1 3			
												257	H	Holy Cross		3 1			
												272	N	Wofford		3 0			
												281	A	Lafayette		3 1			
												284	N	Coppin St.		0 3			
												288	N	Norfolk St.		3 2			
												295	N	NJIT		1 3			
												323	H	La Salle		3 0			
						LAST 10 GAMES													
						232	H	Navy		1 3		61	A	American		0 3			
						54	A	Colgate		1 3		281	A	Lafayette		3 1			
						248	A	Bucknell		1 3		171	A	Lehigh		0 3			
						257	H	Holy Cross		3 1		272	N	Wofford		3 0			
						79	H	Army		2 3		63	N	UC Santa Barbara		0 3			


























Non-Div. I Games:

Loyola Maryland

Average RPI Win:	279	WON-LOST	WINNING	LAST 10	STRENGTH OF	OPP. STRENGTH	TEAM	ADJ	CONF.	ADJ CONF.	
Average RPI Loss:	158	RECORD	PCT. RANK	GAMES	SCHEDULE	OF SCHEDULE	RPI	RPI	RPI	RPI	
DIV. I ONLY	8- 12	.4	233	3- 7	300	221	274	.39621	275	12	12
DIV. I NON-CONF.	6- 5	.54545	151	1- 0	330	287	293	.38019	291	12	12
<hr/>											
TOTALS	RPI 1-25	RPI 26-50		W-L RECORDS	RPI 51-100		RPI 101-150		RPI 150+		
8- 12	0- 0	0- 1		OVERALL	0- 3		0- 2		8- 6		
2- 4	0- 0	0- 1		HOME	0- 1		0- 2		2- 0		
3- 6	0- 0	0- 0		AWAY	0- 2		0- 0		3- 4		
3- 2	0- 0	0- 0		NEUTRAL	0- 0		0- 0		3- 2		
<hr/>											
6- 5	0- 0	0- 0		NON-CONFERENCE	0- 0		0- 1		6- 4		
1- 1	0- 0	0- 0		HOME	0- 0		0- 1		1- 0		
2- 2	0- 0	0- 0		AWAY	0- 0		0- 0		2- 2		
3- 2	0- 0	0- 0		NEUTRAL	0- 0		0- 0		3- 2		
<hr/>											
2- 7	0- 0	0- 1		CONFERENCE	0- 3		0- 1		2- 2		
1- 3	0- 0	0- 1		HOME	0- 1		0- 1		1- 0		
1- 4	0- 0	0- 0		AWAY	0- 2		0- 0		1- 2		
0- 0	0- 0	0- 0		NEUTRAL	0- 0		0- 0		0- 0		
<hr/>											
RPI S	Opponent	Score	RPI S	Opponent	Score	RPI S	Opponent	Score	RPI S	Opponent	Score
			39 H	Wichita St.	0 3	62 A	Illinois St.	0 3	133 H	IUPUI	1 3
						66 H	Missouri St.	2 3	140 H	Southern Ill.	0 3
						72 A	UNI	1 3	169 N	Georgetown	3 2
									170 A	Loyola Chicago	1 3
									204 A	Bradley	2 3
									208 A	Campbell	2 3
									237 H	Evansville	3 0
									249 N	Murray St.	1 3
									255 N	Akron	2 3
									258 A	SIU Edwardsville	3 2
									294 A	Drake	3 0
									296 A	Wright St.	1 3
									310 N	Robert Morris	3 1
									321 A	Chicago St.	3 0
									321 H	Chicago St.	3 1
									325 N	N.C. Central	3 0
<hr/>											
			LAST 10 GAMES								
			72 A	UNI	1 3	204 A	Bradley	2 3			
			294 A	Drake	3 0	62 A	Illinois St.	0 3			
			39 H	Wichita St.	0 3	321 H	Chicago St.	3 1			
			66 H	Missouri St.	2 3	237 H	Evansville	3 0			
			170 A	Loyola Chicago	1 3	140 H	Southern Ill.	0 3			

Non-Div. I Games:

Indiana St.

Average RPI Win: 291		WON-LOST	WINNING	LAST 10	STRENGTH OF		OPP. STRENGTH	TEAM	ADJ		CONF.	ADJ CONF.
Average RPI Loss: 178		RECORD	PCT. RANK	GAMES	SCHEDULE		OF SCHEDULE	RPI	RPI		RPI	RPI
DIV. I ONLY		7- 16	.30435	272	1- 9		189	300	265		.39466	276
DIV. I NON-CONF.		6- 6	.5	165	0- 0		194	319	202		.46086	208
TOTALS		RPI 1-25	RPI 26-50		W-L RECORDS		RPI 51-100		RPI 101-150		RPI 150+	
7- 16		0- 0	0- 0		OVERALL		0- 2		0- 3		7- 11	
4- 5		0- 0	0- 0		HOME		0- 2		0- 1		4- 2	
1- 9		0- 0	0- 0		AWAY		0- 0		0- 1		1- 8	
2- 2		0- 0	0- 0		NEUTRAL		0- 0		0- 1		2- 1	
6- 6		0- 0	0- 0		NON-CONFERENCE		0- 1		0- 1		6- 4	
4- 1		0- 0	0- 0		HOME		0- 1		0- 0		4- 0	
0- 3		0- 0	0- 0		AWAY		0- 0		0- 0		0- 3	
2- 2		0- 0	0- 0		NEUTRAL		0- 0		0- 1		2- 1	
1- 10		0- 0	0- 0		CONFERENCE		0- 1		0- 2		1- 7	
0- 4		0- 0	0- 0		HOME		0- 1		0- 1		0- 2	
1- 6		0- 0	0- 0		AWAY		0- 0		0- 1		1- 5	
0- 0		0- 0	0- 0		NEUTRAL		0- 0		0- 0		0- 0	
RPI S	Opponent	Score	RPI S	Opponent	Score	RPI S	Opponent	Score	RPI S	Opponent	Score	
						64 H	Central Ark.	0 	105 H	Oral Roberts	0 	
						76 H	Tulane	1 	117 A	Northwestern St.	2 	
									137 N	Jacksonville	1 	
									157 H	A&M-Corpus Christi	1 	
									184 A	Stephen F. Austin	0 	
									186 A	Fla. Atlantic	0 	
									192 A	Southern Miss.	0 	
									193 N	Western Caro.	0 	
									200 A	Sam Houston St.	1 	
									207 A	Memphis	0 	
									214 H	Houston Baptist	2 	
									250 H	Stetson	3 1	
									254 A	Lamar	0 	
									273 A	McNeese St.	0 	
									279 H	Louisiana Tech	3 1	
									280 N	Alabama A&M	3 1	
									285 H	Neb. Omaha	3 1	
									286 A	Nicholls St.	1 	
									302 A	New Orleans	3 1	
									317 H	Southern U.	3 1	
									324 N	Bethune-Cookman	3 0	
LAST 10 GAMES												
						200 A	Sam Houston St.	1 	286 A	Nicholls St.	1 	
						254 A	Lamar	0 	273 A	McNeese St.	0 	
						302 A	New Orleans	3 1	105 H	Oral Roberts	0 	
						157 H	A&M-Corpus Christi	1 	64 H	Central Ark.	0 	
						214 H	Houston Baptist	2 	184 A	Stephen F. Austin	0 	

Non-Div. I Games:

Southeastern La.

Average RPI Win:	292	WON-LOST	WINNING	LAST 10	STRENGTH OF	OPP. STRENGTH	TEAM	ADJ	CONF.	ADJ CONF.					
Average RPI Loss:	136	RECORD	PCT. RANK	GAMES	SCHEDULE	OF SCHEDULE	RPI	RPI	RPI	RPI					
DIV. I ONLY		3- 17	.15	307	1- 9	173	166	290	.39228	277	19	18			
DIV. I NON-CONF.		2- 11	.15385	294	0- 3	112	169	262	.42152	256	15	15			
<hr/>															
TOTALS	RPI 1-25	RPI 26-50		W-L RECORDS		RPI 51-100		RPI 101-150		RPI 150+					
3- 17	0- 0	0- 1		OVERALL		0- 3		0- 8		3- 5					
0- 4	0- 0	0- 0		HOME		0- 1		0- 3		0- 0					
2- 7	0- 0	0- 0		AWAY		0- 1		0- 3		2- 3					
1- 6	0- 0	0- 1		NEUTRAL		0- 1		0- 2		1- 2					
<hr/>															
2- 11	0- 0	0- 1		NON-CONFERENCE		0- 2		0- 5		2- 3					
0- 0	0- 0	0- 0		HOME		0- 0		0- 0		0- 0					
1- 5	0- 0	0- 0		AWAY		0- 1		0- 3		1- 1					
1- 6	0- 0	0- 1		NEUTRAL		0- 1		0- 2		1- 2					
<hr/>															
1- 6	0- 0	0- 0		CONFERENCE		0- 1		0- 3		1- 2					
0- 4	0- 0	0- 0		HOME		0- 1		0- 3		0- 0					
1- 2	0- 0	0- 0		AWAY		0- 0		0- 0		1- 2					
0- 0	0- 0	0- 0		NEUTRAL		0- 0		0- 0		0- 0					
<hr/>															
RPI	S	Opponent	Score	RPI	S	Opponent	Score	RPI	S	Opponent	Score				
				40	N	Iowa St.	0 3	58	N	Texas A&M	0 3	119	A	North Dakota	0 3
								69	H	South Dakota	1 3	120	A	UTEP	0 3
								72	A	UNI	1 3	124	N	DePaul	0 3
												133	H	IUPUI	0 3
												135	H	Denver	0 3
												137	N	Jacksonville	0 3
												143	A	New Mexico St.	0 3
												148	H	IPFW	0 3
												168	A	FIU	0 3
												190	N	Hampton	0 3
												195	N	Eastern Ill.	1 3
												229	A	North Dakota St.	1 3
												236	A	Western Ill.	0 3
												285	A	Neb. Omaha	3 1
												294	A	Drake	3 2
												297	N	Chattanooga	3 0
<hr/>															
LAST 10 GAMES															
				148	H	IPFW	0 3	135	H	Denver	0 3				
				133	H	IUPUI	0 3	72	A	UNI	1 3				
				285	A	Neb. Omaha	3 1	229	A	North Dakota St.	1 3				
				236	A	Western Ill.	0 3	143	A	New Mexico St.	0 3				
				69	H	South Dakota	1 3	120	A	UTEP	0 3				

Non-Div. I Games:

South Dakota St.

Average RPI Win: 303		WON-LOST RECORD		WINNING PCT. RANK		LAST 10 GAMES		STRENGTH OF SCHEDULE		OPP. STRENGTH OF SCHEDULE		TEAM RPI		ADJ RPI		CONF. RPI		ADJ CONF. RPI	
Average RPI Loss: 224																			
DIV. I ONLY		11- 8		.57895 121		3- 7		327		318		275		.39039 278		28		28	
DIV. I NON-CONF.		8- 2		.8 40		0- 1		328		326		217		.4565 214		29		29	
TOTALS		RPI 1-25		RPI 26-50		W-L RECORDS		RPI 51-100		RPI 101-150		RPI 150+							
11- 8		0- 0		0- 0		OVERALL		0- 1		0- 0		11- 7							
2- 3		0- 0		0- 0		HOME		0- 0		0- 0		2- 3							
4- 5		0- 0		0- 0		AWAY		0- 1		0- 0		4- 4							
5- 0		0- 0		0- 0		NEUTRAL		0- 0		0- 0		5- 0							
8- 2		0- 0		0- 0		NON-CONFERENCE		0- 1		0- 0		8- 1							
1- 0		0- 0		0- 0		HOME		0- 0		0- 0		1- 0							
2- 2		0- 0		0- 0		AWAY		0- 1		0- 0		2- 1							
5- 0		0- 0		0- 0		NEUTRAL		0- 0		0- 0		5- 0							
3- 6		0- 0		0- 0		CONFERENCE		0- 0		0- 0		3- 6							
1- 3		0- 0		0- 0		HOME		0- 0		0- 0		1- 3							
2- 3		0- 0		0- 0		AWAY		0- 0		0- 0		2- 3							
0- 0		0- 0		0- 0		NEUTRAL		0- 0		0- 0		0- 0							
RPI S	Opponent	Score		RPI S	Opponent	Score		RPI S	Opponent	Score		RPI S	Opponent	Score					
								76 A	Tulane	0	3	191 A	Fairfield	2	3				
												217 H	Marist	1	3				
												218 H	Siena	0	3				
												242 N	Howard	3	1				
												244 A	Manhattan	3	2				
												247 A	Iona	1	3				
												248 A	Bucknell	1	3				
												282 H	Canisius	1	3				
												286 N	Nicholls St.	3	0				
												295 N	NJIT	3	0				
												315 A	Quinnipiac	1	3				
												316 H	Niagara	3	0				
												319 N	Mississippi Val.	3	0				
												320 A	St. Francis Brooklyn	3	0				
												323 H	La Salle	3	0				
												328 A	Saint Peter's	3	1				
												330 A	Fairleigh Dickinson	3	0				
												330 N	Fairleigh Dickinson	3	0				
LAST 10 GAMES																			
												244 A	Manhattan	3	2				
												315 A	Quinnipiac	1	3				
												328 A	Saint Peter's	3	1				
												282 H	Canisius	1	3				
												316 H	Niagara	3	0				
												248 A	Bucknell	1	3				

Non-Div. I Games:

Rider

Average RPI Win: 305		WON-LOST	WINNING	LAST 10	STRENGTH OF		OPP. STRENGTH	TEAM	ADJ	CONF.	ADJ CONF.	
Average RPI Loss: 162		RECORD	PCT. RANK	GAMES	SCHEDULE		OF SCHEDULE	RPI	RPI	RPI	RPI	
DIV. I ONLY		7- 14	.33333	263	258		289	279	.38925	279	11	11
DIV. I NON-CONF.		6- 8	.42857	207	302		316	278	.39206	280	11	11
<hr/>												
TOTALS		RPI 1-25		RPI 26-50		W-L RECORDS		RPI 51-100		RPI 101-150		RPI 150+
7- 14		0- 0		0- 0		OVERALL		0- 3		0- 4		7- 7
4- 6		0- 0		0- 0		HOME		0- 2		0- 3		4- 1
1- 6		0- 0		0- 0		AWAY		0- 1		0- 1		1- 4
2- 2		0- 0		0- 0		NEUTRAL		0- 0		0- 0		2- 2
6- 8		0- 0		0- 0		NON-CONFERENCE		0- 1		0- 3		6- 4
4- 2		0- 0		0- 0		HOME		0- 0		0- 2		4- 0
0- 4		0- 0		0- 0		AWAY		0- 1		0- 1		0- 2
2- 2		0- 0		0- 0		NEUTRAL		0- 0		0- 0		2- 2
1- 6		0- 0		0- 0		CONFERENCE		0- 2		0- 1		1- 3
0- 4		0- 0		0- 0		HOME		0- 2		0- 1		0- 1
1- 2		0- 0		0- 0		AWAY		0- 0		0- 0		1- 2
0- 0		0- 0		0- 0		NEUTRAL		0- 0		0- 0		0- 0
RPI	S	Opponent	Score	RPI	S	Opponent	Score	RPI	S	Opponent	Score	
						64 A Central Ark.	0 3			103 H Western Mich.	1 3	
						65 H Middle Tenn.	0 3			117 H Northwestern St.	2 3	
						73 H UTSA	0 3			120 H UTEP	1 3	
										150 A Texas-Arlington	1 3	
										152 A Marshall	0 3	
										184 A Stephen F. Austin	2 3	
										192 H Southern Miss.	0 3	
										230 A East Carolina	2 3	
										250 N Stetson	1 3	
										264 A Charlotte	3 1	
										273 H McNeese St.	3 2	
										276 A Southeastern La.	1 3	
										285 N Neb. Omaha	2 3	
										302 H New Orleans	3 2	
										317 N Southern U.	3 0	
										318 H Ark.-Pine Bluff	3 0	
										329 H Grambling	3 0	
										329 N Grambling	3 0	
<hr/>												
LAST 10 GAMES												
						192 H Southern Miss.	0 3			73 H UTSA	0 3	
						65 H Middle Tenn.	0 3			120 H UTEP	1 3	
						230 A East Carolina	2 3			117 H Northwestern St.	2 3	
						152 A Marshall	0 3			64 A Central Ark.	0 3	
						264 A Charlotte	3 1			329 H Grambling	3 0	

Non-Div. I Games: Abilene Christian 2 3

Louisiana Tech

Average RPI Win:		313	WON-LOST RECORD		WINNING PCT. RANK		LAST 10 GAMES		STRENGTH OF SCHEDULE		OPP. STRENGTH OF SCHEDULE		TEAM RPI		ADJ RPI		CONF. RPI		ADJ CONF. RPI				
Average RPI Loss:		150																					
DIV. I ONLY			4- 15		.21053	297	4- 6		168		256		283		.38641		280		33		33		
DIV. I NON-CONF.			1- 14		.06667	311	1- 5		79		176		266		.39885		275		33		33		
TOTALS		RPI 1-25		RPI 26-50				W-L RECORDS				RPI 51-100				RPI 101-150				RPI 150+			
4- 15		0- 2		0- 1				OVERALL				0- 4				0- 1				4- 7			
2- 1		0- 0		0- 0				HOME				0- 0				0- 0				2- 1			
2- 6		0- 0		0- 1				AWAY				0- 2				0- 0				2- 3			
0- 8		0- 2		0- 0				NEUTRAL				0- 2				0- 1				0- 3			
1- 14		0- 2		0- 1				NON-CONFERENCE				0- 4				0- 1				1- 6			
1- 0		0- 0		0- 0				HOME				0- 0				0- 0				1- 0			
0- 6		0- 0		0- 1				AWAY				0- 2				0- 0				0- 3			
0- 8		0- 2		0- 0				NEUTRAL				0- 2				0- 1				0- 3			
3- 1		0- 0		0- 0				CONFERENCE				0- 0				0- 0				3- 1			
1- 1		0- 0		0- 0				HOME				0- 0				0- 0				1- 1			
2- 0		0- 0		0- 0				AWAY				0- 0				0- 0				2- 0			
0- 0		0- 0		0- 0				NEUTRAL				0- 0				0- 0				0- 0			
RPI	S	Opponent		Score		RPI	S	Opponent		Score		RPI	S	Opponent		Score		RPI	S	Opponent		Score	
4	N	Southern California		0	3	35	A	Purdue		0	3	59	N	Western Ky.		0	3	128	N	SMU		0	3
15	N	Oklahoma		0	3							65	N	Middle Tenn.		0	3	193	N	Western Caro.		0	3
												66	A	Missouri St.		0	3	207	A	Memphis		0	3
												88	A	Col. of Charleston		0	3	235	N	UNC Asheville		0	3
																		262	A	Tennessee St.		0	3
																		276	N	Southeastern La.		1	3
																		289	H	UT Martin		3	1
																		291	H	Alabama St.		0	3
																		311	H	Jackson St.		3	2
																		319	A	Mississippi Val.		3	0
																		322	A	South Carolina St.		2	3
																		332	A	Alcorn		3	0
						LAST 10 GAMES																	
						291	H	Alabama St.		0	3	289	H	UT Martin		3	1						
						322	A	South Carolina St.		2	3	128	N	SMU		0	3						
						311	H	Jackson St.		3	2	235	N	UNC Asheville		0	3						
						332	A	Alcorn		3	0	88	A	Col. of Charleston		0	3						
						319	A	Mississippi Val.		3	0	262	A	Tennessee St.		0	3						

Non-Div. I Games: Ala.-Huntsville 2 3

Alabama A&M

Average RPI Win:	307	WON-LOST RECORD	WINNING PCT. RANK	LAST 10 GAMES	STRENGTH OF SCHEDULE	OPP. STRENGTH OF SCHEDULE	TEAM RPI	ADJ RPI	CONF. RPI	ADJ CONF. RPI			
DIV. I ONLY		9- 11	.45	208	1- 9	313	305	282	.38505	281	16	17	
DIV. I NON-CONF.		8- 3	.72727	65	0- 1	332	328	279	.39952	274	20	21	
<hr/>													
TOTALS	RPI 1-25	RPI 26-50		W-L RECORDS		RPI 51-100		RPI 101-150		RPI 150+			
9- 11	0- 0	0- 0		OVERALL		0- 3		0- 0		9- 8			
6- 5	0- 0	0- 0		HOME		0- 2		0- 0		6- 3			
1- 5	0- 0	0- 0		AWAY		0- 1		0- 0		1- 4			
2- 1	0- 0	0- 0		NEUTRAL		0- 0		0- 0		2- 1			
<hr/>													
8- 3	0- 0	0- 0		NON-CONFERENCE		0- 0		0- 0		8- 3			
5- 1	0- 0	0- 0		HOME		0- 0		0- 0		5- 1			
1- 1	0- 0	0- 0		AWAY		0- 0		0- 0		1- 1			
2- 1	0- 0	0- 0		NEUTRAL		0- 0		0- 0		2- 1			
<hr/>													
1- 8	0- 0	0- 0		CONFERENCE		0- 3		0- 0		1- 5			
1- 4	0- 0	0- 0		HOME		0- 2		0- 0		1- 2			
0- 4	0- 0	0- 0		AWAY		0- 1		0- 0		0- 3			
0- 0	0- 0	0- 0		NEUTRAL		0- 0		0- 0		0- 0			
<hr/>													
RPI	S	Opponent	Score	RPI	S	Opponent	Score	RPI	S	Opponent	Score		
				54 H Colgate				0	3	171 A Lehigh		1	3
				61 H American				0	3	171 H Lehigh		2	3
				79 A Army				0	3	217 H Marist		1	3
										232 A Navy		0	3
										241 N Sacramento St.		0	3
										248 H Bucknell		3	1
										257 A Holy Cross		0	3
										269 H Morgan St.		3	0
										274 H Loyola Maryland		1	3
										295 A NJIT		2	3
										296 N Wright St.		3	0
										315 H Quinnipiac		3	0
										320 H St. Francis Brooklyn		3	0
										323 A La Salle		3	1
										328 H Saint Peter's		3	0
										330 H Fairleigh Dickinson		3	0
										330 N Fairleigh Dickinson		3	0
<hr/>													
				LAST 10 GAMES									
54 H Colgate				0	3	295 A NJIT		2	3				
171 H Lehigh				2	3	274 H Loyola Maryland		1	3				
257 A Holy Cross				0	3	61 H American		0	3				
79 A Army				0	3	232 A Navy		0	3				
248 H Bucknell				3	1	171 A Lehigh		1	3				

Non-Div. I Games:

Lafayette

Average RPI Win: 297		WON-LOST	WINNING	LAST 10	STRENGTH OF		OPP. STRENGTH	TEAM	ADJ	CONF.	ADJ CONF.
Average RPI Loss: 189		RECORD	PCT. RANK	GAMES	SCHEDULE		OF SCHEDULE	RPI	RPI	RPI	RPI
DIV. I ONLY		8- 13	.38095	243	6- 4		279	302	281	.3839	282
DIV. I NON-CONF.		2- 9	.18182	288	0- 0		215	254	294	.37831	292
TOTALS		RPI 1-25	RPI 26-50		W-L RECORDS		RPI 51-100		RPI 101-150		RPI 150+
8- 13	0- 0	0- 1		OVERALL		0- 2		0- 1		8- 9	
2- 8	0- 0	0- 1		HOME		0- 1		0- 1		2- 5	
5- 2	0- 0	0- 0		AWAY		0- 1		0- 0		5- 1	
1- 3	0- 0	0- 0		NEUTRAL		0- 0		0- 0		1- 3	
2- 9	0- 0	0- 1		NON-CONFERENCE		0- 2		0- 1		2- 5	
0- 5	0- 0	0- 1		HOME		0- 1		0- 1		0- 2	
1- 1	0- 0	0- 0		AWAY		0- 1		0- 0		1- 0	
1- 3	0- 0	0- 0		NEUTRAL		0- 0		0- 0		1- 3	
6- 4	0- 0	0- 0		CONFERENCE		0- 0		0- 0		6- 4	
2- 3	0- 0	0- 0		HOME		0- 0		0- 0		2- 3	
4- 1	0- 0	0- 0		AWAY		0- 0		0- 0		4- 1	
0- 0	0- 0	0- 0		NEUTRAL		0- 0		0- 0		0- 0	
RPI S	Opponent	Score	RPI S	Opponent	Score	RPI S	Opponent	Score	RPI S	Opponent	Score
			42 H	North Carolina St.	0 3	67 A	West Virginia	0 3	139 H	Eastern Mich.	1 3
						83 H	Buffalo	0 3	162 H	Cleveland St.	0 3
									191 A	Fairfield	1 3
									217 H	Marist	0 3
									218 H	Siena	2 3
									232 N	Navy	0 3
									244 H	Manhattan	2 3
									247 H	Iona	3 2
									248 A	Bucknell	3 2
									278 A	Rider	3 1
									287 N	Fordham	2 3
									288 N	Norfolk St.	2 3
									292 H	Hartford	1 3
									315 A	Quinnipiac	3 0
									316 A	Niagara	3 1
									316 H	Niagara	3 0
									328 A	Saint Peter's	3 0
									330 N	Fairleigh Dickinson	3 0
			LAST 10 GAMES								
			316 A	Niagara	3 1	316 H	Niagara	3 0			
			315 A	Quinnipiac	3 0	218 H	Siena	2 3			
			191 A	Fairfield	1 3	217 H	Marist	0 3			
			244 H	Manhattan	2 3	278 A	Rider	3 1			
			247 H	Iona	3 2	328 A	Saint Peter's	3 0			

Non-Div. I Games:

Canisius

Average RPI Win:	270	WON-LOST RECORD	WINNING PCT. RANK	LAST 10 GAMES	STRENGTH OF SCHEDULE	OPP. STRENGTH OF SCHEDULE	TEAM RPI	ADJ RPI	CONF. RPI	ADJ CONF. RPI					
DIV. I ONLY		6- 11	.35294	255	3- 7	286	247	288	.38017	283	18	19			
DIV. I NON-CONF.		4- 6	.4	218	1- 2	317	280	301	.37209	298	21	20			
<hr/>															
TOTALS	RPI 1-25	RPI 26-50		W-L RECORDS		RPI 51-100		RPI 101-150		RPI 150+					
6- 11	0- 0	0- 1		OVERALL		0- 1		0- 0		6- 9					
1- 3	0- 0	0- 0		HOME		0- 1		0- 0		1- 2					
2- 5	0- 0	0- 1		AWAY		0- 0		0- 0		2- 4					
3- 3	0- 0	0- 0		NEUTRAL		0- 0		0- 0		3- 3					
<hr/>															
4- 6	0- 0	0- 0		NON-CONFERENCE		0- 1		0- 0		4- 5					
0- 1	0- 0	0- 0		HOME		0- 1		0- 0		0- 0					
1- 2	0- 0	0- 0		AWAY		0- 0		0- 0		1- 2					
3- 3	0- 0	0- 0		NEUTRAL		0- 0		0- 0		3- 3					
<hr/>															
2- 5	0- 0	0- 1		CONFERENCE		0- 0		0- 0		2- 4					
1- 2	0- 0	0- 0		HOME		0- 0		0- 0		1- 2					
1- 3	0- 0	0- 1		AWAY		0- 0		0- 0		1- 2					
0- 0	0- 0	0- 0		NEUTRAL		0- 0		0- 0		0- 0					
<hr/>															
RPI	S	Opponent	Score	RPI	S	Opponent	Score	RPI	S	Opponent	Score				
				46	A	Yale	1 3	98	H	Seton Hall	0 3	158	H	Harvard	0 3
												174	H	Penn	3 2
												185	N	Radford	0 3
												198	N	Central Mich.	0 3
												202	A	Hofstra	1 3
												224	A	Brown	2 3
												225	A	Cornell	1 3
												228	H	Dartmouth	2 3
												256	A	Columbia	3 1
												265	N	Stony Brook	1 3
												266	A	George Mason	3 1
												284	N	Coppin St.	3 0
												306	A	Bryant	1 3
												313	N	USC Upstate	3 2
												326	N	UMass Lowell	3 0
<hr/>															
LAST 10 GAMES															
												158	H	Harvard	0 3
												225	A	Cornell	1 3
												228	H	Dartmouth	2 3
												174	H	Penn	3 2
												265	N	Stony Brook	1 3
												326	N	UMass Lowell	3 0
												224	A	Brown	2 3
												306	A	Bryant	1 3
												256	A	Columbia	3 1

Non-Div. I Games:

Princeton

Average RPI Win: 304		WON-LOST	WINNING	LAST 10	STRENGTH OF		OPP. STRENGTH	TEAM	ADJ	CONF.	ADJ CONF.		
Average RPI Loss: 183		RECORD	PCT. RANK	GAMES	SCHEDULE		OF SCHEDULE	RPI	RPI	RPI	RPI		
DIV. I ONLY		7- 15	.31818	267	4- 6		240	286	277	.37902	284	32	32
DIV. I NON-CONF.		3- 11	.21429	282	0- 2		143	231	263	.40453	269	32	31
TOTALS		RPI 1-25	RPI 26-50		W-L RECORDS		RPI 51-100		RPI 101-150		RPI 150+		
7- 15	0- 1	0- 0		OVERALL		0- 3		0- 0		7- 11			
4- 1	0- 0	0- 0		HOME		0- 1		0- 0		4- 0			
0- 9	0- 1	0- 0		AWAY		0- 0		0- 0		0- 8			
3- 5	0- 0	0- 0		NEUTRAL		0- 2		0- 0		3- 3			
3- 11	0- 1	0- 0		NON-CONFERENCE		0- 3		0- 0		3- 7			
0- 1	0- 0	0- 0		HOME		0- 1		0- 0		0- 0			
0- 5	0- 1	0- 0		AWAY		0- 0		0- 0		0- 4			
3- 5	0- 0	0- 0		NEUTRAL		0- 2		0- 0		3- 3			
4- 4	0- 0	0- 0		CONFERENCE		0- 0		0- 0		4- 4			
4- 0	0- 0	0- 0		HOME		0- 0		0- 0		4- 0			
0- 4	0- 0	0- 0		AWAY		0- 0		0- 0		0- 4			
0- 0	0- 0	0- 0		NEUTRAL		0- 0		0- 0		0- 0			
RPI S	Opponent	Score		RPI S	Opponent	Score		RPI S	Opponent	Score			
6 A	Washington	0 3				55 N	Cal St. Northridge 0 3	151 N	Temple	1 3			
						55 N	Cal St. Northridge 0 3	190 A	Hampton	0 3			
						61 H	American 0 3	202 A	Hofstra	0 3			
								218 N	Siena	1 3			
								220 A	UMBC	0 3			
								234 A	Towson	1 3			
								242 A	Howard	0 3			
								266 A	George Mason	1 3			
								269 A	Morgan St.	2 3			
								269 H	Morgan St.	3 2			
								274 N	Loyola Maryland	3 0			
								283 N	Princeton	0 3			
								288 A	Norfolk St.	0 3			
								307 N	Saint Francis (PA)	3 2			
								308 H	UMES	3 0			
								320 N	St. Francis Brooklyn	3 0			
								325 H	N.C. Central	3 1			
								327 H	Delaware St.	3 0			
LAST 10 GAMES													
269 A	Morgan St.	2	3	190 A	Hampton	0	3						
325 H	N.C. Central	3	1	288 A	Norfolk St.	0	3						
242 A	Howard	0	3	269 H	Morgan St.	3	2						
327 H	Delaware St.	3	0	55 N	Cal St. Northridge	0	3						
308 H	UMES	3	0	55 N	Cal St. Northridge	0	3						

Non-Div. I Games:

Coppin St.

[illegible]

Non-Div. I Games:

Neb. Omaha

Average RPI Win: 304		WON-LOST	WINNING	LAST 10	STRENGTH OF		OPP. STRENGTH	TEAM	ADJ	CONF.	ADJ CONF.
Average RPI Loss: 163		RECORD	PCT. RANK	GAMES	SCHEDULE		OF SCHEDULE	RPI	RPI	RPI	RPI
DIV. I ONLY		5- 15	.25 284	2- 6	201		277	284	.37824 286	22	23
DIV. I NON-CONF.		3- 7	.3 264	0- 0	234		308	277	.38939 282	23	23
TOTALS		RPI 1-25	RPI 26-50	W-L RECORDS	RPI 51-100		RPI 101-150	RPI 150+			
5- 15	0- 0		0- 1	OVERALL	0- 2		0- 3	5- 9			
2- 6	0- 0		0- 0	HOME	0- 1		0- 1	2- 4			
0- 5	0- 0		0- 1	AWAY	0- 1		0- 1	0- 2			
3- 4	0- 0		0- 0	NEUTRAL	0- 0		0- 1	3- 3			
3- 7	0- 0		0- 1	NON-CONFERENCE	0- 1		0- 1	3- 4			
0- 0	0- 0		0- 0	HOME	0- 0		0- 0	0- 0			
0- 3	0- 0		0- 1	AWAY	0- 1		0- 0	0- 1			
3- 4	0- 0		0- 0	NEUTRAL	0- 0		0- 1	3- 3			
2- 8	0- 0		0- 0	CONFERENCE	0- 1		0- 2	2- 5			
2- 6	0- 0		0- 0	HOME	0- 1		0- 1	2- 4			
0- 2	0- 0		0- 0	AWAY	0- 0		0- 1	0- 1			
0- 0	0- 0		0- 0	NEUTRAL	0- 0		0- 0	0- 0			
RPI S	Opponent	Score	RPI S	Opponent	Score	RPI S	Opponent	Score	RPI S	Opponent	Score
			37 A	Alabama	0 3	64 H	Central Ark.	0 3	105 H	Oral Roberts	0 3
						76 A	Tulane	2 3	117 A	Northwestern St.	1 3
									147 N	Arkansas St.	0 3
									157 H	A&M-Corpus Christi	0 3
									184 A	Stephen F. Austin	2 3
									189 N	Houston	0 3
									194 A	La.-Lafayette	1 3
									200 H	Sam Houston St.	0 3
									214 H	Houston Baptist	0 3
									226 N	South Ala.	1 3
									254 H	Lamar	0 3
									276 H	Southeastern La.	3 1
									278 N	Rider	0 3
									289 N	UT Martin	3 2
									302 H	New Orleans	3 0
									319 N	Mississippi Val.	3 0
									332 N	Alcorn	3 0
LAST 10 GAMES											
			64 H	Central Ark.	0 3	276 H	Southeastern La.	3 1			
			105 H	Oral Roberts	0 3	302 H	New Orleans	3 0			
			157 H	A&M-Corpus Christi	0 3	214 H	Houston Baptist	0 3			
			117 A	Northwestern St.	1 3	254 H	Lamar	0 3			
			184 A	Stephen F. Austin	2 3	200 H	Sam Houston St.	0 3			

Non-Div. I Games: Incarnate Word 1 3 Abilene Christian 0 3

Nicholls St.

Average RPI Win: 275		WON-LOST	WINNING	LAST 10	STRENGTH OF		OPP. STRENGTH	TEAM	ADJ	CONF.	ADJ CONF.
Average RPI Loss: 190		RECORD	PCT. RANK	GAMES	SCHEDULE		OF SCHEDULE	RPI	RPI	RPI	RPI
DIV. I ONLY		8- 15	.34783	261	1- 9		280	271	286	.37765	287
DIV. I NON-CONF.		7- 9	.4375	204	0- 3		285	310	267	.39573	276
TOTALS		RPI 1-25	RPI 26-50		W-L RECORDS		RPI 51-100		RPI 101-150		RPI 150+
8- 15	0- 0	0- 0		OVERALL		0- 1		0- 5		8- 9	
2- 4	0- 0	0- 0		HOME		0- 0		0- 2		2- 2	
0- 8	0- 0	0- 0		AWAY		0- 1		0- 3		0- 4	
6- 3	0- 0	0- 0		NEUTRAL		0- 0		0- 0		6- 3	
7- 9	0- 0	0- 0		NON-CONFERENCE		0- 1		0- 1		7- 7	
1- 1	0- 0	0- 0		HOME		0- 0		0- 0		1- 1	
0- 5	0- 0	0- 0		AWAY		0- 1		0- 1		0- 3	
6- 3	0- 0	0- 0		NEUTRAL		0- 0		0- 0		6- 3	
1- 6	0- 0	0- 0		CONFERENCE		0- 0		0- 4		1- 2	
1- 3	0- 0	0- 0		HOME		0- 0		0- 2		1- 1	
0- 3	0- 0	0- 0		AWAY		0- 0		0- 2		0- 1	
0- 0	0- 0	0- 0		NEUTRAL		0- 0		0- 0		0- 0	
RPI S	Opponent	Score	RPI S	Opponent	Score	RPI S	Opponent	Score	RPI S	Opponent	Score
						67 A	West Virginia	0 3	112 A	Dayton	1 3
									112 H	Dayton	0 3
									131 A	Duquesne	0 3
									131 H	Duquesne	1 3
									149 A	St. John's (NY)	0 3
									179 N	Boston College	0 3
									180 A	Saint Louis	1 3
									202 H	Hofstra	3 1
									205 H	Rhode Island	0 3
									209 A	Central Conn. St.	2 3
									232 N	Navy	3 0
									256 A	Columbia	1 3
									261 A	Winthrop	0 3
									265 H	Stony Brook	2 3
									266 H	George Mason	3 1
									282 N	Canisius	3 2
									288 N	Norfolk St.	3 0
									292 N	Hartford	0 3
									295 N	NJIT	3 0
									300 N	Tennessee Tech	1 3
									303 N	Binghamton	3 1
									331 N	Savannah St.	3 0
LAST 10 GAMES											
						131 A	Duquesne	0 3	265 H	Stony Brook	2 3
						112 A	Dayton	1 3	266 H	George Mason	3 1
						180 A	Saint Louis	1 3	205 H	Rhode Island	0 3
						112 H	Dayton	0 3	292 N	Hartford	0 3
						131 H	Duquesne	1 3	209 A	Central Conn. St.	2 3

Non-Div. I Games:

Fordham

Average RPI Win: 288		WON-LOST RECORD		WINNING PCT. RANK		LAST 10 GAMES		STRENGTH OF SCHEDULE		OPP. STRENGTH OF SCHEDULE		TEAM RPI		ADJ RPI		CONF. RPI		ADJ CONF. RPI	
Average RPI Loss: 196																			
DIV. I ONLY		8- 14		.36364 253		4- 6		270		292		280		.37497 288		32		32	
DIV. I NON-CONF.		2- 11		.15385 294		0- 3		200		236		295		.3637 301		32		31	
TOTALS		RPI 1-25		RPI 26-50		W-L RECORDS		RPI 51-100		RPI 101-150		RPI 150+							
8- 14		0- 0		0- 1		OVERALL		0- 1		0- 1		8- 11							
6- 2		0- 0		0- 0		HOME		0- 0		0- 0		6- 2							
0- 7		0- 0		0- 1		AWAY		0- 1		0- 1		0- 4							
2- 5		0- 0		0- 0		NEUTRAL		0- 0		0- 0		2- 5							
2- 11		0- 0		0- 1		NON-CONFERENCE		0- 1		0- 1		2- 8							
0- 1		0- 0		0- 0		HOME		0- 0		0- 0		0- 1							
0- 5		0- 0		0- 1		AWAY		0- 1		0- 1		0- 2							
2- 5		0- 0		0- 0		NEUTRAL		0- 0		0- 0		2- 5							
6- 3		0- 0		0- 0		CONFERENCE		0- 0		0- 0		6- 3							
6- 1		0- 0		0- 0		HOME		0- 0		0- 0		6- 1							
0- 2		0- 0		0- 0		AWAY		0- 0		0- 0		0- 2							
0- 0		0- 0		0- 0		NEUTRAL		0- 0		0- 0		0- 0							
RPI	S	Opponent	Score	RPI	S	Opponent	Score	RPI	S	Opponent	Score	RPI	S	Opponent	Score				
				50	A	VCU	0 3	67	A	West Virginia	0 3	127	A	Villanova	0 3				
												174	N	Penn	2 3				
												187	A	Appalachian St.	0 3				
												190	A	Hampton	0 3				
												190	H	Hampton	1 3				
												200	N	Sam Houston St.	3 1				
												223	A	William & Mary	0 3				
												232	N	Navy	0 3				
												239	N	Sacred Heart	1 3				
												242	A	Howard	1 3				
												264	H	Charlotte	0 3				
												269	H	Morgan St.	3 2				
												274	N	Loyola Maryland	2 3				
												282	N	Canisius	3 2				
												284	H	Coppin St.	3 0				
												287	N	Fordham	0 3				
												308	H	UMES	3 0				
												308	H	UMES	3 2				
												324	H	Bethune-Cookman	3 0				
												327	H	Delaware St.	3 0				
				LAST 10 GAMES															
				190	A	Hampton	0 3	269	H	Morgan St.	3 2								
				308	H	UMES	3 2	284	H	Coppin St.	3 0								
				327	H	Delaware St.	3 0	190	H	Hampton	1 3								
				242	A	Howard	1 3	239	N	Sacred Heart	1 3								
				50	A	VCU	0 3	127	A	Villanova	0 3								

Non-Div. I Games:

Norfolk St.

U
T
M
a
r
t
i
n

UT Martin					Through Games Of Through Matches of Oct. 20, 2013															
Average RPI Win:		243	WON-LOST RECORD		WINNING PCT. RANK		LAST 10 GAMES		STRENGTH OF SCHEDULE		OPP. STRENGTH OF SCHEDULE		TEAM RPI		ADJ RPI		CONF. RPI		ADJ CONF. RPI	
DIV. I ONLY			8- 16		.33333 263		2- 8		281		207		285		.37206 289		24		26	
DIV. I NON-CONF.			6- 10		.375 234		0- 2		286		181		269		.40431 270		25		24	
TOTALS		RPI 1-25		RPI 26-50		W-L RECORDS		RPI 51-100		RPI 101-150		RPI 150+								
8- 16		0- 0		0- 2		OVERALL		0- 0		1- 2		7- 12								
3- 2		0- 0		0- 0		HOME		0- 0		1- 0		2- 2								
2- 7		0- 0		0- 2		AWAY		0- 0		0- 0		2- 5								
3- 7		0- 0		0- 0		NEUTRAL		0- 0		0- 2		3- 5								
6- 10		0- 0		0- 2		NON-CONFERENCE		0- 0		0- 2		6- 6								
1- 0		0- 0		0- 0		HOME		0- 0		0- 0		1- 0								
2- 3		0- 0		0- 2		AWAY		0- 0		0- 0		2- 1								
3- 7		0- 0		0- 0		NEUTRAL		0- 0		0- 2		3- 5								
2- 6		0- 0		0- 0		CONFERENCE		0- 0		1- 0		1- 6								
2- 2		0- 0		0- 0		HOME		0- 0		1- 0		1- 2								
0- 4		0- 0		0- 0		AWAY		0- 0		0- 0		0- 4								
0- 0		0- 0		0- 0		NEUTRAL		0- 0		0- 0		0- 0								
RPI	S	Opponent		Score		RPI	S	Opponent		Score		RPI	S	Opponent		Score				
						37	A	Alabama	0	3			138	N	Toledo	1	3			
						49	A	Butler	0	3			141	H	Southeast Mo. St.	3	2			
													147	N	Arkansas St.	1	3			
													153	N	Green Bay	0	3			
													163	N	Tennessee	1	3			
													167	A	Austin Peay	0	3			
													176	A	Belmont	0	3			
													195	H	Eastern Ill.	0	3			
													204	A	Bradley	3	1			
													226	N	South Ala.	1	3			
													235	N	UNC Asheville	3	1			
													236	N	Western Ill.	1	3			
													237	H	Evansville	3	2			
													249	A	Murray St.	1	3			
													258	H	SIU Edwardsville	3	1			
													262	A	Tennessee St.	1	3			
													264	N	Charlotte	3	0			
													280	A	Alabama A&M	1	3			
													286	N	Nicholls St.	2	3			
													297	A	Chattanooga	3	2			
													300	H	Tennessee Tech	2	3			
													308	N	UMES	3	0			
LAST 10 GAMES																				
						176	A	Belmont	0	3			141	H	Southeast Mo. St.	3	2			
						262	A	Tennessee St.	1	3			195	H	Eastern Ill.	0	3			
						167	A	Austin Peay	0	3			258	H	SIU Edwardsville	3	1			
						249	A	Murray St.	1	3			280	A	Alabama A&M	1	3			
						300	H	Tennessee Tech	2	3			153	N	Green Bay	0	3			

Non-Div. I Games:

UT Martin

Average RPI Win:		284	WON-LOST RECORD		WINNING PCT. RANK		LAST 10 GAMES		STRENGTH OF SCHEDULE		OPP. STRENGTH OF SCHEDULE		TEAM RPI		ADJ RPI		CONF. RPI		ADJ CONF. RPI				
Average RPI Loss:		161																					
DIV. I ONLY			5- 20		.2	300		1- 9		196		237		289		.37146	290	15	15				
DIV. I NON-CONF.			4- 12		.25	274		0- 1		232		262		284		.38107	290	16	16				
TOTALS		RPI 1-25		RPI 26-50		W-L RECORDS		RPI 51-100		RPI 101-150		RPI 150+											
5- 20		0- 1		0- 1		OVERALL		0- 3		0- 5		5- 10											
1- 2		0- 0		0- 0		HOME		0- 0		0- 1		1- 1											
1- 11		0- 0		0- 1		AWAY		0- 2		0- 3		1- 5											
3- 7		0- 1		0- 0		NEUTRAL		0- 1		0- 1		3- 4											
4- 12		0- 1		0- 1		NON-CONFERENCE		0- 2		0- 1		4- 7											
0- 1		0- 0		0- 0		HOME		0- 0		0- 0		0- 1											
1- 4		0- 0		0- 1		AWAY		0- 1		0- 0		1- 2											
3- 7		0- 1		0- 0		NEUTRAL		0- 1		0- 1		3- 4											
1- 8		0- 0		0- 0		CONFERENCE		0- 1		0- 4		1- 3											
1- 1		0- 0		0- 0		HOME		0- 0		0- 1		1- 0											
0- 7		0- 0		0- 0		AWAY		0- 1		0- 3		0- 3											
0- 0		0- 0		0- 0		NEUTRAL		0- 0		0- 0		0- 0											
RPI	S	Opponent		Score		RPI	S	Opponent		Score		RPI	S	Opponent		Score							
13	N	Nebraska		0 3		44	A	Arizona St.		0 3		59	A	Western Ky.		1 3							
												64	A	Central Ark.		0 3							
												75	N	Auburn		0 3							
														109 H UALR		0 3							
														111 A Texas St.		0 3							
														126 N Cal Poly		2 3							
														147 A Arkansas St.		0 3							
														150 A Texas-Arlington		1 3							
														180 A Saint Louis		1 3							
														184 H Stephen F. Austin		0 3							
														192 N Southern Miss.		0 3							
														194 A La.-Lafayette		0 3							
														206 A Troy		0 3							
														226 H South Ala.		3 2							
														259 A Georgia St.		0 3							
														263 N Tex.-Pan American		0 3							
														263 N Tex.-Pan American		0 3							
														271 A Grand Canyon		0 3							
														273 A McNeese St.		3 1							
														291 N Alabama St.		3 2							
														311 N Jackson St.		2 3							
														312 N Prairie View		3 0							
														318 N Ark.-Pine Bluff		3 0							
LAST 10 GAMES																							
259 A Georgia St.						0 3						109 H UALR						0 3					
147 A Arkansas St.						0 3						194 A La.-Lafayette						0 3					
206 A Troy						0 3						111 A Texas St.						0 3					
59 A Western Ky.						1 3						150 A Texas-Arlington						1 3					
226 H South Ala.						3 2						126 N Cal Poly						2 3					

Non-Div. I Games:

La.-Monroe

[illegible]

Non-Div. I Games:	Stillman	3	0
-------------------	----------	---	---

Alabama St.

Average RPI Win: 305		WON-LOST	WINNING	LAST 10	STRENGTH OF		OPP. STRENGTH	TEAM	ADJ	CONF.	ADJ CONF.
Average RPI Loss: 200		RECORD	PCT. RANK	GAMES	SCHEDULE		OF SCHEDULE	RPI	RPI	RPI	RPI
DIV. I ONLY		8- 15	.34783	261	5- 5		292	291	292	.36228	292
DIV. I NON-CONF.		5- 10	.33333	248	3- 0		231	264	261	.40901	266
TOTALS		RPI 1-25	RPI 26-50		W-L RECORDS		RPI 51-100		RPI 101-150		RPI 150+
8- 15	0- 0	0- 1		OVERALL		0- 0		0- 2		8- 12	
1- 2	0- 0	0- 0		HOME		0- 0		0- 0		1- 2	
4- 8	0- 0	0- 0		AWAY		0- 0		0- 0		4- 8	
3- 5	0- 0	0- 1		NEUTRAL		0- 0		0- 2		3- 2	
5- 10	0- 0	0- 1		NON-CONFERENCE		0- 0		0- 2		5- 7	
0- 1	0- 0	0- 0		HOME		0- 0		0- 0		0- 1	
3- 4	0- 0	0- 0		AWAY		0- 0		0- 0		3- 4	
2- 5	0- 0	0- 1		NEUTRAL		0- 0		0- 2		2- 2	
3- 5	0- 0	0- 0		CONFERENCE		0- 0		0- 0		3- 5	
1- 1	0- 0	0- 0		HOME		0- 0		0- 0		1- 1	
1- 4	0- 0	0- 0		AWAY		0- 0		0- 0		1- 4	
1- 0	0- 0	0- 0		NEUTRAL		0- 0		0- 0		1- 0	
RPI S	Opponent	Score	RPI S	Opponent	Score	RPI S	Opponent	Score	RPI S	Opponent	Score
			42 N	North Carolina St.	0 3				120 N	UTEP	0 3
									139 N	Eastern Mich.	2 3
									162 N	Cleveland St.	0 3
									172 A	Connecticut	0 3
									205 A	Rhode Island	2 3
									209 A	Central Conn. St.	0 3
									217 A	Marist	0 3
									220 A	UMBC	1 3
									228 N	Dartmouth	0 3
									231 A	New Hampshire	0 3
									238 H	Albany (NY)	1 3
									257 H	Holy Cross	0 3
									265 A	Stony Brook	1 3
									282 A	Canisius	3 1
									287 N	Fordham	3 0
									295 N	NJIT	3 1
									298 A	Providence	0 3
									303 H	Binghamton	3 0
									306 A	Bryant	3 0
									315 A	Quinnipiac	3 1
									326 A	UMass Lowell	3 1
									326 N	UMass Lowell	3 0
LAST 10 GAMES											
			265 A	Stony Brook	1 3		238 H	Albany (NY)	1 3		
			220 A	UMBC	1 3		298 A	Providence	0 3		
			231 A	New Hampshire	0 3		315 A	Quinnipiac	3 1		
			326 A	UMass Lowell	3 1		287 N	Fordham	3 0		
			303 H	Binghamton	3 0		295 N	NJIT	3 1		

Non-Div. I Games:

Hartford

Average RPI Win:		261	WON-LOST RECORD		WINNING PCT. RANK	LAST 10 GAMES	STRENGTH OF SCHEDULE		OPP. STRENGTH OF SCHEDULE	TEAM RPI	ADJ RPI	CONF. RPI	ADJ CONF. RPI
Average RPI Loss:		146											
DIV. I ONLY			1- 17		.05556 324	0- 10	181		139	305	.36121 293	8	8
DIV. I NON-CONF.			1- 11		.08333 306	0- 4	275		191	319	.33145 315	8	8
TOTALS		RPI 1-25	RPI 26-50		W-L RECORDS		RPI 51-100		RPI 101-150		RPI 150+		
1- 17	0- 1		0- 0		OVERALL		0- 3		0- 6		1- 7		
0- 3	0- 0		0- 0		HOME		0- 1		0- 2		0- 0		
0- 7	0- 1		0- 0		AWAY		0- 2		0- 2		0- 2		
1- 7	0- 0		0- 0		NEUTRAL		0- 0		0- 2		1- 5		
1- 11	0- 0		0- 0		NON-CONFERENCE		0- 1		0- 3		1- 7		
0- 0	0- 0		0- 0		HOME		0- 0		0- 0		0- 0		
0- 4	0- 0		0- 0		AWAY		0- 1		0- 1		0- 2		
1- 7	0- 0		0- 0		NEUTRAL		0- 0		0- 2		1- 5		
0- 6	0- 1		0- 0		CONFERENCE		0- 2		0- 3		0- 0		
0- 3	0- 0		0- 0		HOME		0- 1		0- 2		0- 0		
0- 3	0- 1		0- 0		AWAY		0- 1		0- 1		0- 0		
0- 0	0- 0		0- 0		NEUTRAL		0- 0		0- 0		0- 0		
RPI S	Opponent	Score	RPI S	Opponent	Score	RPI S	Opponent	Score	RPI S	Opponent	Score		
9	A Hawaii	0 3				55	H Cal St. Northridge	0 3	102	A Long Beach St.	0 3		
						60	A New Mexico	0 3	106	A Pacific	0 3		
						78	A UC Irvine	1 3	125	N Idaho St.	0 3		
									142	H Cal St. Fullerton	0 3		
									145	H UC Davis	1 3		
									146	N Utah Valley	0 3		
									159	N Wyoming	1 3		
									182	N Georgia Tech	1 3		
									197	N Texas Tech	0 3		
									203	N Seattle	0 3		
									210	A Air Force	0 3		
									261	N Winthrop	3 1		
									270	N San Jose St.	0 3		
									299	A Weber St.	2 3		
LAST 10 GAMES													
	102 A Long Beach St.	0 3		9 A Hawaii	0 3								
	78 A UC Irvine	1 3		210 A Air Force	0 3								
	142 H Cal St. Fullerton	0 3		146 N Utah Valley	0 3								
	145 H UC Davis	1 3		159 N Wyoming	1 3								
	55 H Cal St. Northridge	0 3		270 N San Jose St.	0 3								

Non-Div. I Games:

UC Riverside

Average RPI Win:	252	WON-LOST RECORD	WINNING PCT. RANK	LAST 10 GAMES	STRENGTH OF SCHEDULE	OPP. STRENGTH OF SCHEDULE	TEAM RPI	ADJ RPI	CONF. RPI	ADJ CONF. RPI	
DIV. I ONLY		2- 19	.09524 319	0- 10	162	209	296	.35969 294	12	12	
DIV. I NON-CONF.		2- 10	.16667 290	0- 1	220	247	299	.37074 299	12	12	
<hr/>											
TOTALS	RPI 1-25	RPI 26-50		W-L RECORDS	RPI 51-100		RPI 101-150		RPI 150+		
2- 19	0- 0	0- 2		OVERALL	0- 4		0- 2		2- 11		
0- 8	0- 0	0- 1		HOME	0- 2		0- 1		0- 4		
0- 7	0- 0	0- 0		AWAY	0- 2		0- 1		0- 4		
2- 4	0- 0	0- 1		NEUTRAL	0- 0		0- 0		2- 3		
2- 10	0- 0	0- 1		NON-CONFERENCE	0- 1		0- 1		2- 7		
0- 4	0- 0	0- 0		HOME	0- 0		0- 1		0- 3		
0- 2	0- 0	0- 0		AWAY	0- 1		0- 0		0- 1		
2- 4	0- 0	0- 1		NEUTRAL	0- 0		0- 0		2- 3		
0- 9	0- 0	0- 1		CONFERENCE	0- 3		0- 1		0- 4		
0- 4	0- 0	0- 1		HOME	0- 2		0- 0		0- 1		
0- 5	0- 0	0- 0		AWAY	0- 1		0- 1		0- 3		
0- 0	0- 0	0- 0		NEUTRAL	0- 0		0- 0		0- 0		
RPI S	Opponent	Score	RPI S	Opponent	Score	RPI S	Opponent	Score	RPI S	Opponent	Score
			39 H	Wichita St.	0 3	62 H	Illinois St.	0 3	124 H	DePaul	2 3
			47 N	Ball St.	0 3	66 H	Missouri St.	0 3	140 A	Southern Ill.	0 3
						72 A	UNI	0 3	155 N	Idaho	1 3
						96 A	Iowa	1 3	159 A	Wyoming	0 3
									170 A	Loyola Chicago	0 3
									195 H	Eastern Ill.	0 3
									204 A	Bradley	0 3
									236 N	Western Ill.	3 2
									237 A	Evansville	0 3
									245 N	Ill.-Chicago	1 3
									250 N	Stetson	1 3
									268 N	Montana St.	3 1
									275 H	Indiana St.	0 3
									277 H	South Dakota St.	2 3
									285 H	Neb. Omaha	0 3
<hr/>											
			LAST 10 GAMES								
			62 H	Illinois St.	0 3	39 H	Wichita St.	0 3			
			275 H	Indiana St.	0 3	66 H	Missouri St.	0 3			
			237 A	Evansville	0 3	285 H	Neb. Omaha	0 3			
			140 A	Southern Ill.	0 3	204 A	Bradley	0 3			
			72 A	UNI	0 3	170 A	Loyola Chicago	0 3			

Non-Div. I Games:

Drake

Average RPI Win: 300		WON-LOST RECORD	WINNING PCT. RANK		LAST 10 GAMES	STRENGTH OF SCHEDULE	OPP. STRENGTH OF SCHEDULE	TEAM RPI	ADJ RPI	CONF. RPI	ADJ CONF. RPI			
Average RPI Loss: 249														
DIV. I ONLY		7- 11	.38889	241	5- 5	294	331	294	.35838	295	31	31		
DIV. I NON-CONF.		7- 11	.38889	229	5- 5	295	332	292	.35838	304	31	32		
<hr/>														
TOTALS		RPI 1-25		RPI 26-50		W-L RECORDS		RPI 51-100		RPI 101-150		RPI 150+		
7- 11		0- 0		0- 0		OVERALL		0- 0		0- 0		7- 11		
3- 1		0- 0		0- 0		HOME		0- 0		0- 0		3- 1		
3- 5		0- 0		0- 0		AWAY		0- 0		0- 0		3- 5		
1- 5		0- 0		0- 0		NEUTRAL		0- 0		0- 0		1- 5		
7- 11		0- 0		0- 0		NON-CONFERENCE		0- 0		0- 0		7- 11		
3- 1		0- 0		0- 0		HOME		0- 0		0- 0		3- 1		
3- 5		0- 0		0- 0		AWAY		0- 0		0- 0		3- 5		
1- 5		0- 0		0- 0		NEUTRAL		0- 0		0- 0		1- 5		
0- 0		0- 0		0- 0		CONFERENCE		0- 0		0- 0		0- 0		
0- 0		0- 0		0- 0		HOME		0- 0		0- 0		0- 0		
0- 0		0- 0		0- 0		AWAY		0- 0		0- 0		0- 0		
0- 0		0- 0		0- 0		NEUTRAL		0- 0		0- 0		0- 0		
RPI	S	Opponent		Score	RPI	S	Opponent		Score	RPI	S	Opponent		Score
										151	H	Temple	2	3
										171	A	Lehigh	0	3
										209	A	Central Conn. St.	1	3
										220	A	UMBC	0	3
										242	N	Howard	0	3
										242	N	Howard	1	3
										244	A	Manhattan	3	2
										274	N	Loyola Maryland	3	1
										278	N	Rider	0	3
										281	H	Lafayette	3	2
										287	N	Fordham	0	3
										292	N	Hartford	1	3
										320	A	St. Francis Brooklyn	0	3
										320	H	St. Francis Brooklyn	3	0
										323	A	La Salle	3	0
										328	A	Saint Peter's	3	0
										328	H	Saint Peter's	3	0
										330	A	Fairleigh Dickinson	2	3
LAST 10 GAMES														
					171	A	Lehigh	0	3	323	A	La Salle	3	0
					244	A	Manhattan	3	2	292	N	Hartford	1	3
					328	A	Saint Peter's	3	0	209	A	Central Conn. St.	1	3
					281	H	Lafayette	3	2	287	N	Fordham	0	3
					320	H	St. Francis Brooklyn	3	0	330	A	Fairleigh Dickinson	2	3

Non-Div. I Games:

NJIT

Average RPI Win:	313	WON-LOST RECORD	WINNING PCT. RANK	LAST 10 GAMES	STRENGTH OF SCHEDULE	OPP. STRENGTH OF SCHEDULE	TEAM RPI	ADJ RPI	CONF. RPI	ADJ CONF. RPI	
DIV. I ONLY		6- 19	.24 290	0- 10	256	269	295	.35709	296	17 16	
DIV. I NON-CONF.		6- 12	.33333 248	0- 3	277	292	288	.37488	296	17 17	
<hr/>											
TOTALS	RPI 1-25	RPI 26-50		W-L RECORDS	RPI 51-100		RPI 101-150		RPI 150+		
6- 19	0- 0	0- 1		OVERALL	0- 3		0- 2		6- 13		
2- 5	0- 0	0- 0		HOME	0- 0		0- 0		2- 5		
1- 9	0- 0	0- 1		AWAY	0- 2		0- 1		1- 5		
3- 5	0- 0	0- 0		NEUTRAL	0- 1		0- 1		3- 3		
<hr/>											
6- 12	0- 0	0- 1		NON-CONFERENCE	0- 1		0- 2		6- 8		
2- 2	0- 0	0- 0		HOME	0- 0		0- 0		2- 2		
1- 5	0- 0	0- 1		AWAY	0- 0		0- 1		1- 3		
3- 5	0- 0	0- 0		NEUTRAL	0- 1		0- 1		3- 3		
<hr/>											
0- 7	0- 0	0- 0		CONFERENCE	0- 2		0- 0		0- 5		
0- 3	0- 0	0- 0		HOME	0- 0		0- 0		0- 3		
0- 4	0- 0	0- 0		AWAY	0- 2		0- 0		0- 2		
0- 0	0- 0	0- 0		NEUTRAL	0- 0		0- 0		0- 0		
<hr/>											
RPI S	Opponent	Score	RPI S	Opponent	Score	RPI S	Opponent	Score	RPI S	Opponent	Score
			49 A	Butler	0 3	59 N	Western Ky.	0 3	103 N	Western Mich.	0 3
						77 A	Valparaiso	0 3	112 A	Dayton	0 3
						91 A	Milwaukee	0 3	153 A	Green Bay	0 3
									162 H	Cleveland St.	1 3
									171 A	Lehigh	1 3
									178 H	Youngstown St.	0 3
									179 N	Boston College	1 3
									183 H	Eastern Ky.	1 3
									193 A	Western Caro.	0 3
									199 H	Oakland	0 3
									233 A	Northern Ky.	1 3
									235 N	UNC Asheville	1 3
									245 A	Ill.-Chicago	0 3
									249 H	Murray St.	1 3
									275 H	Indiana St.	3 1
									281 N	Lafayette	0 3
									310 H	Robert Morris	3 1
									313 N	USC Upstate	3 0
									321 A	Chicago St.	3 0
									328 N	Saint Peter's	3 2
									330 N	Fairleigh Dickinson	3 1
<hr/>											
LAST 10 GAMES											
			77 A	Valparaiso	0 3	162 H	Cleveland St.	1 3			
			245 A	Ill.-Chicago	0 3	91 A	Milwaukee	0 3			
			183 H	Eastern Ky.	1 3	153 A	Green Bay	0 3			
			199 H	Oakland	0 3	112 A	Dayton	0 3			
			178 H	Youngstown St.	0 3	59 N	Western Ky.	0 3			

Non-Div. I Games:

Wright St.

Average RPI Win: 207		WON-LOST	WINNING	LAST 10	STRENGTH OF		OPP. STRENGTH	TEAM	ADJ	CONF.	ADJ CONF.
Average RPI Loss: 187		RECORD	PCT. RANK	GAMES	SCHEDULE		OF SCHEDULE	RPI	RPI	RPI	RPI
DIV. I ONLY		3- 20	.13043	309	2- 8		148	260	291	.35621	297
DIV. I NON-CONF.		1- 14	.06667	311	0- 2		179	258	306	.34701	309
TOTALS		RPI 1-25	RPI 26-50		W-L RECORDS		RPI 51-100		RPI 101-150		RPI 150+
3- 20	0- 0	0- 0		OVERALL		0- 2		0- 3		3- 15	
1- 9	0- 0	0- 0		HOME		0- 0		0- 1		1- 8	
1- 6	0- 0	0- 0		AWAY		0- 1		0- 1		1- 4	
1- 5	0- 0	0- 0		NEUTRAL		0- 1		0- 1		1- 3	
1- 14	0- 0	0- 0		NON-CONFERENCE		0- 2		0- 2		1- 10	
0- 5	0- 0	0- 0		HOME		0- 0		0- 1		0- 4	
0- 4	0- 0	0- 0		AWAY		0- 1		0- 0		0- 3	
1- 5	0- 0	0- 0		NEUTRAL		0- 1		0- 1		1- 3	
2- 6	0- 0	0- 0		CONFERENCE		0- 0		0- 1		2- 5	
1- 4	0- 0	0- 0		HOME		0- 0		0- 0		1- 4	
1- 2	0- 0	0- 0		AWAY		0- 0		0- 1		1- 1	
0- 0	0- 0	0- 0		NEUTRAL		0- 0		0- 0		0- 0	
RPI S	Opponent	Score	RPI S	Opponent	Score	RPI S	Opponent	Score	RPI S	Opponent	Score
						88 N	Col. of Charleston	2 3	122 A	Furman	1 3
						100 A	Ole Miss	0 3	132 H	UAB	1 3
									137 N	Jacksonville	0 3
									156 H	Samford	3 0
									163 H	Tennessee	0 3
									168 A	FIU	0 3
									176 A	Belmont	0 3
									182 A	Georgia Tech	0 3
									187 H	Appalachian St.	1 3
									188 H	UNC Greensboro	2 3
									192 N	Southern Miss.	3 2
									193 H	Western Caro.	0 3
									194 N	La.-Lafayette	1 3
									196 A	Davidson	1 3
									219 H	Elon	2 3
									221 N	Florida A&M	2 3
									235 H	UNC Asheville	1 3
									264 H	Charlotte	2 3
									272 A	Wofford	3 2
									277 N	South Dakota St.	0 3
									289 H	UT Martin	2 3
LAST 10 GAMES											
						219 H	Elon	2 3	187 H	Appalachian St.	1 3
						188 H	UNC Greensboro	2 3	272 A	Wofford	3 2
						196 A	Davidson	1 3	122 A	Furman	1 3
						156 H	Samford	3 0	100 A	Ole Miss	0 3
						193 H	Western Caro.	0 3	194 N	La.-Lafayette	1 3

Non-Div. I Games:

Chattanooga

Average RPI Win: 295		WON-LOST	WINNING	LAST 10	STRENGTH OF		OPP. STRENGTH	TEAM	ADJ	CONF.	ADJ CONF.
Average RPI Loss: 247		RECORD	PCT. RANK	GAMES	SCHEDULE		OF SCHEDULE	RPI	RPI	RPI	RPI
DIV. I ONLY		11- 13	.45833	202	6- 4		318	325	293	.35248	298
DIV. I NON-CONF.		8- 9	.47059	186	3- 0		306	330	285	.37525	295
TOTALS		RPI 1-25	RPI 26-50		W-L RECORDS		RPI 51-100		RPI 101-150		RPI 150+
11- 13	0- 0	0- 0		OVERALL		0- 0		0- 1		11- 12	
6- 3	0- 0	0- 0		HOME		0- 0		0- 0		6- 3	
2- 6	0- 0	0- 0		AWAY		0- 0		0- 1		2- 5	
3- 4	0- 0	0- 0		NEUTRAL		0- 0		0- 0		3- 4	
8- 9	0- 0	0- 0		NON-CONFERENCE		0- 0		0- 1		8- 8	
4- 2	0- 0	0- 0		HOME		0- 0		0- 0		4- 2	
1- 3	0- 0	0- 0		AWAY		0- 0		0- 1		1- 2	
3- 4	0- 0	0- 0		NEUTRAL		0- 0		0- 0		3- 4	
3- 4	0- 0	0- 0		CONFERENCE		0- 0		0- 0		3- 4	
2- 1	0- 0	0- 0		HOME		0- 0		0- 0		2- 1	
1- 3	0- 0	0- 0		AWAY		0- 0		0- 0		1- 3	
0- 0	0- 0	0- 0		NEUTRAL		0- 0		0- 0		0- 0	
RPI S	Opponent	Score	RPI S	Opponent	Score	RPI S	Opponent	Score	RPI S	Opponent	Score
									124 A	DePaul	0 3
									209 N	Central Conn. St.	1 3
									220 A	UMBC	1 3
									224 H	Brown	3 0
									228 A	Dartmouth	1 3
									231 A	New Hampshire	0 3
									238 H	Albany (NY)	3 0
									242 H	Howard	3 1
									244 N	Manhattan	0 3
									250 A	Stetson	1 3
									265 A	Stony Brook	1 3
									269 H	Morgan St.	1 3
									271 N	Grand Canyon	0 3
									273 N	McNeese St.	1 3
									292 H	Hartford	3 0
									303 H	Binghamton	1 3
									306 H	Bryant	3 1
									315 A	Quinnipiac	3 0
									320 H	St. Francis Brooklyn	0 3
									321 N	Chicago St.	3 1
									324 N	Bethune-Cookman	3 0
									326 A	UMass Lowell	3 1
									328 H	Saint Peter's	3 0
									331 N	Savannah St.	3 0
LAST 10 GAMES											
						220 A	UMBC	1 3	238 H	Albany (NY)	3 0
						265 A	Stony Brook	1 3	303 H	Binghamton	1 3
						328 H	Saint Peter's	3 0	292 H	Hartford	3 0
						326 A	UMass Lowell	3 1	306 H	Bryant	3 1
						231 A	New Hampshire	0 3	242 H	Howard	3 1

Non-Div. I Games:

Providence

Average RPI Win: 251		WON-LOST RECORD		WINNING PCT. RANK		LAST 10 GAMES		STRENGTH OF SCHEDULE		OPP. STRENGTH OF SCHEDULE		TEAM RPI		ADJ RPI		CONF. RPI		ADJ CONF. RPI	
DIV. I ONLY		5- 19		.20833 298		1- 9		267		214		303		.35064 299		23		21	
DIV. I NON-CONF.		4- 10		.28571 267		0- 0		258		210		283		.39435 278		19		18	
TOTALS		RPI 1-25		RPI 26-50		W-L RECORDS		RPI 51-100		RPI 101-150		RPI 150+							
5- 19		0- 0		0- 0		OVERALL		0- 4		0- 4		5- 11							
3- 7		0- 0		0- 0		HOME		0- 1		0- 2		3- 4							
1- 7		0- 0		0- 0		AWAY		0- 1		0- 1		1- 5							
1- 5		0- 0		0- 0		NEUTRAL		0- 2		0- 1		1- 2							
4- 10		0- 0		0- 0		NON-CONFERENCE		0- 3		0- 2		4- 5							
3- 3		0- 0		0- 0		HOME		0- 1		0- 1		3- 1							
0- 2		0- 0		0- 0		AWAY		0- 0		0- 0		0- 2							
1- 5		0- 0		0- 0		NEUTRAL		0- 2		0- 1		1- 2							
1- 9		0- 0		0- 0		CONFERENCE		0- 1		0- 2		1- 6							
0- 4		0- 0		0- 0		HOME		0- 0		0- 1		0- 3							
1- 5		0- 0		0- 0		AWAY		0- 1		0- 1		1- 3							
0- 0		0- 0		0- 0		NEUTRAL		0- 0		0- 0		0- 0							
RPI	S	Opponent		Score	RPI	S	Opponent		Score	RPI	S	Opponent		Score					
							61 N	American	0 3			119 A	North Dakota	0 3					
							62 N	Illinois St.	0 3			125 H	Idaho St.	2 3					
							82 H	Utah St.	0 3			145 N	UC Davis	0 3					
							92 A	Portland St.	0 3			146 H	Utah Valley	0 3					
												151 N	Temple	1 3					
												160 A	Northern Ariz.	0 3					
												166 A	Northern Colo.	3 2					
												174 A	Penn	2 3					
												197 H	Texas Tech	1 3					
												203 H	Seattle	3 0					
												212 A	Eastern Wash.	0 3					
												213 H	Montana	1 3					
												241 H	Sacramento St.	2 3					
												260 A	Nevada	0 3					
												268 H	Montana St.	0 3					
												271 H	Grand Canyon	3 2					
												271 N	Grand Canyon	2 3					
												293 H	UC Riverside	3 2					
												304 A	Southern Utah	1 3					
												323 N	La Salle	3 0					
LAST 10 GAMES																			
							92 A	Portland St.	0 3			213 H	Montana	1 3					
							212 A	Eastern Wash.	0 3			166 A	Northern Colo.	3 2					
							241 H	Sacramento St.	2 3			119 A	North Dakota	0 3					
							125 H	Idaho St.	2 3			160 A	Northern Ariz.	0 3					
							268 H	Montana St.	0 3			304 A	Southern Utah	1 3					

Non-Div. I Games:

Weber St.

Average RPI Win: 298		WON-LOST	WINNING	LAST 10	STRENGTH OF		OPP. STRENGTH	TEAM	ADJ	CONF.	ADJ CONF.	
Average RPI Loss: 197		RECORD	PCT. RANK	GAMES	SCHEDULE		OF SCHEDULE	RPI	RPI	RPI	RPI	
DIV. I ONLY		5- 13	.27778	278	282		287	302	.35031	300	24	26
DIV. I NON-CONF.		4- 6	.4	218	308		302	291	.38179	289	25	24
<hr/>												
TOTALS		RPI 1-25		RPI 26-50		W-L RECORDS		RPI 51-100		RPI 101-150		RPI 150+
5- 13		0- 0		0- 0		OVERALL		0- 2		0- 0		5- 11
0- 4		0- 0		0- 0		HOME		0- 0		0- 0		0- 4
1- 6		0- 0		0- 0		AWAY		0- 1		0- 0		1- 5
4- 3		0- 0		0- 0		NEUTRAL		0- 1		0- 0		4- 2
4- 6		0- 0		0- 0		NON-CONFERENCE		0- 1		0- 0		4- 5
0- 0		0- 0		0- 0		HOME		0- 0		0- 0		0- 0
0- 3		0- 0		0- 0		AWAY		0- 0		0- 0		0- 3
4- 3		0- 0		0- 0		NEUTRAL		0- 1		0- 0		4- 2
1- 7		0- 0		0- 0		CONFERENCE		0- 1		0- 0		1- 6
0- 4		0- 0		0- 0		HOME		0- 0		0- 0		0- 4
1- 3		0- 0		0- 0		AWAY		0- 1		0- 0		1- 2
0- 0		0- 0		0- 0		NEUTRAL		0- 0		0- 0		0- 0
RPI	S	Opponent	Score	RPI	S	Opponent	Score	RPI	S	Opponent	Score	

Non-Div. I Games:

Tennessee Tech

Average RPI Win:	318	WON-LOST RECORD	WINNING PCT. RANK	LAST 10 GAMES	STRENGTH OF SCHEDULE	OPP. STRENGTH OF SCHEDULE	TEAM RPI	ADJ RPI	CONF. RPI	ADJ CONF. RPI	
DIV. I ONLY		5- 17	.22727 294	0- 10	247	303	298	.34754 301	27	27	
DIV. I NON-CONF.		5- 10	.33333 248	0- 3	242	313	276	.39534 277	27	27	
<hr/>											
TOTALS	RPI 1-25	RPI 26-50		W-L RECORDS	RPI 51-100		RPI 101-150		RPI 150+		
5- 17	0- 0	0- 0		OVERALL	0- 2		0- 2		5- 13		
1- 3	0- 0	0- 0		HOME	0- 0		0- 0		1- 3		
1- 10	0- 0	0- 0		AWAY	0- 2		0- 2		1- 6		
3- 4	0- 0	0- 0		NEUTRAL	0- 0		0- 0		3- 4		
<hr/>											
5- 10	0- 0	0- 0		NON-CONFERENCE	0- 2		0- 2		5- 6		
1- 1	0- 0	0- 0		HOME	0- 0		0- 0		1- 1		
1- 5	0- 0	0- 0		AWAY	0- 2		0- 2		1- 1		
3- 4	0- 0	0- 0		NEUTRAL	0- 0		0- 0		3- 4		
<hr/>											
0- 7	0- 0	0- 0		CONFERENCE	0- 0		0- 0		0- 7		
0- 2	0- 0	0- 0		HOME	0- 0		0- 0		0- 2		
0- 5	0- 0	0- 0		AWAY	0- 0		0- 0		0- 5		
0- 0	0- 0	0- 0		NEUTRAL	0- 0		0- 0		0- 0		
<hr/>											
RPI S	Opponent	Score	RPI S	Opponent	Score	RPI S	Opponent	Score	RPI S	Opponent	Score
						81 A	Ga. Southern	0 3	124 A	DePaul	0 3
						88 A	Col. of Charleston	0 3	137 A	Jacksonville	0 3
									165 N	Bakersfield	0 3
									185 A	Radford	0 3
									186 N	Fla. Atlantic	0 3
									196 A	Davidson	0 3
									198 N	Central Mich.	0 3
									208 H	Campbell	0 3
									211 A	Liberty	0 3
									215 A	Coastal Caro.	0 3
									216 H	High Point	1 3
									230 H	East Carolina	0 3
									252 A	Presbyterian	0 3
									261 A	Winthrop	0 3
									264 N	Charlotte	0 3
									305 A	Citadel	3 1
									311 N	Jackson St.	3 0
									319 N	Mississippi Val.	3 1
									322 N	South Carolina St.	3 0
									331 H	Savannah St.	3 0
			LAST 10 GAMES								
			185 A	Radford	0 3	208 H	Campbell	0 3			
			211 A	Liberty	0 3	261 A	Winthrop	0 3			
			215 A	Coastal Caro.	0 3	252 A	Presbyterian	0 3			
			230 H	East Carolina	0 3	81 A	Ga. Southern	0 3			
			216 H	High Point	1 3	198 N	Central Mich.	0 3			

Non-Div. I Games:

Charleston So.

Average RPI Win:		327	WON-LOST RECORD		WINNING PCT. RANK		LAST 10 GAMES		STRENGTH OF SCHEDULE		OPP. STRENGTH OF SCHEDULE		TEAM RPI	ADJ RPI		CONF. RPI	ADJ CONF. RPI		
DIV. I ONLY			3- 21		.125 311		1- 9		176		281		300	.34231 302		22	23		
DIV. I NON-CONF.			3- 9		.25 274		1- 0		182		285		272	.40417 271		23	23		
TOTALS		RPI 1-25		RPI 26-50		W-L RECORDS		RPI 51-100		RPI 101-150		RPI 150+							
3- 21		0- 2		0- 0		OVERALL		0- 2		0- 4		3- 13							
1- 6		0- 0		0- 0		HOME		0- 2		0- 1		1- 3							
0- 10		0- 1		0- 0		AWAY		0- 0		0- 1		0- 8							
2- 5		0- 1		0- 0		NEUTRAL		0- 0		0- 2		2- 2							
3- 9		0- 2		0- 0		NON-CONFERENCE		0- 1		0- 2		3- 4							
1- 1		0- 0		0- 0		HOME		0- 1		0- 0		1- 0							
0- 4		0- 1		0- 0		AWAY		0- 0		0- 0		0- 3							
2- 4		0- 1		0- 0		NEUTRAL		0- 0		0- 2		2- 1							
0- 12		0- 0		0- 0		CONFERENCE		0- 1		0- 2		0- 9							
0- 5		0- 0		0- 0		HOME		0- 1		0- 1		0- 3							
0- 6		0- 0		0- 0		AWAY		0- 0		0- 1		0- 5							
0- 1		0- 0		0- 0		NEUTRAL		0- 0		0- 0		0- 1							
RPI	S	Opponent		Score		RPI	S	Opponent		Score		RPI	S	Opponent		Score			
3	A	Florida		0	3			64 H Central Ark.		0	3	103	N	Western Mich.		0	3		
19	N	Duke		0	3			76 H Tulane		0	3	105	H	Oral Roberts		0	3		
												115	N	LIU Brooklyn		0	3		
												117	A	Northwestern St.		0	3		
												157	H	A&M-Corpus Christi		1	3		
												184	A	Stephen F. Austin		0	3		
												192	A	Southern Miss.		0	3		
												200	A	Sam Houston St.		0	3		
												214	H	Houston Baptist		0	3		
												227	N	Jacksonville St.		0	3		
												254	A	Lamar		1	3		
												273	A	McNeese St.		1	3		
												273	N	McNeese St.		0	3		
												276	H	Southeastern La.		1	3		
												279	A	Louisiana Tech		2	3		
												286	A	Nicholls St.		0	3		
												291	A	Alabama St.		1	3		
												318	N	Ark.-Pine Bluff		3	0		
												331	N	Savannah St.		3	1		
												332	H	Alcorn		3	0		
LAST 10 GAMES																			
254 A Lamar						1	3	332 H Alcorn						3	0				
200 A Sam Houston St.						0	3	273 A McNeese St.						1	3				
276 H Southeastern La.						1	3	286 A Nicholls St.						0	3				
214 H Houston Baptist						0	3	64 H Central Ark.						0	3				
157 H A&M-Corpus Christi						1	3	105 H Oral Roberts						0	3				

Non-Div. I Games:

New Orleans

Average RPI Win: 264		WON-LOST	WINNING	LAST 10	STRENGTH OF		OPP. STRENGTH	TEAM	ADJ	CONF.	ADJ CONF.
Average RPI Loss: 202		RECORD	PCT. RANK	GAMES	SCHEDULE		OF SCHEDULE	RPI	RPI	RPI	RPI
DIV. I ONLY		5- 16	.2381	292	3- 7		266	248	299	.3418	303
DIV. I NON-CONF.		2- 12	.14286	296	0- 3		230	200	305	.35589	305
TOTALS		RPI 1-25	RPI 26-50		W-L RECORDS		RPI 51-100		RPI 101-150		RPI 150+
5- 16	0- 0	0- 1		OVERALL		0- 1		0- 1		5- 13	
3- 3	0- 0	0- 0		HOME		0- 0		0- 0		3- 3	
2- 5	0- 0	0- 1		AWAY		0- 1		0- 0		2- 3	
0- 8	0- 0	0- 0		NEUTRAL		0- 0		0- 1		0- 7	
2- 12	0- 0	0- 1		NON-CONFERENCE		0- 1		0- 1		2- 9	
1- 1	0- 0	0- 0		HOME		0- 0		0- 0		1- 1	
1- 3	0- 0	0- 1		AWAY		0- 1		0- 0		1- 1	
0- 8	0- 0	0- 0		NEUTRAL		0- 0		0- 1		0- 7	
3- 4	0- 0	0- 0		CONFERENCE		0- 0		0- 0		3- 4	
2- 2	0- 0	0- 0		HOME		0- 0		0- 0		2- 2	
1- 2	0- 0	0- 0		AWAY		0- 0		0- 0		1- 2	
0- 0	0- 0	0- 0		NEUTRAL		0- 0		0- 0		0- 0	
RPI S	Opponent	Score	RPI S	Opponent	Score	RPI S	Opponent	Score	RPI S	Opponent	Score
			42 A	North Carolina St.	0 3	54 A	Colgate	1 3	149 N	St. John's (NY)	1 3
									179 N	Boston College	0 3
									187 N	Appalachian St.	0 3
									195 N	Eastern Ill.	1 3
									201 A	Kent St.	0 3
									209 N	Central Conn. St.	0 3
									218 H	Siena	3 0
									220 H	UMBC	3 2
									225 H	Cornell	2 3
									231 H	New Hampshire	1 3
									234 N	Towson	2 3
									238 A	Albany (NY)	0 3
									245 N	Ill.-Chicago	0 3
									256 A	Columbia	3 2
									265 H	Stony Brook	2 3
									287 N	Fordham	1 3
									292 A	Hartford	0 3
									298 A	Providence	3 1
									326 H	UMass Lowell	75 45
LAST 10 GAMES											
			326 H	UMass Lowell	75 45		292 A	Hartford	0 3		
			231 H	New Hampshire	1 3		298 A	Providence	3 1		
			225 H	Cornell	2 3		238 A	Albany (NY)	0 3		
			220 H	UMBC	3 2		195 N	Eastern Ill.	1 3		
			265 H	Stony Brook	2 3		245 N	Ill.-Chicago	0 3		

Non-Div. I Games:

Binghamton

Average RPI Win:	292	WON-LOST RECORD	WINNING PCT. RANK	LAST 10 GAMES	STRENGTH OF SCHEDULE	OPP. STRENGTH OF SCHEDULE	TEAM RPI	ADJ RPI	CONF. RPI	ADJ CONF. RPI							
DIV. I ONLY		2- 18	.1 315	0- 10	218	225	307	.33969	304	23	21						
DIV. I NON-CONF.		1- 9	.1 301	0- 1	175	229	298	.37537	294	19	18						
<hr/>																	
TOTALS	RPI 1-25	RPI 26-50		W-L RECORDS	RPI 51-100		RPI 101-150		RPI 150+								
2- 18	0- 0	0- 0		OVERALL	0- 2		0- 6		2- 10								
1- 6	0- 0	0- 0		HOME	0- 1		0- 3		1- 2								
1- 6	0- 0	0- 0		AWAY	0- 0		0- 1		1- 5								
0- 6	0- 0	0- 0		NEUTRAL	0- 1		0- 2		0- 3								
<hr/>																	
1- 9	0- 0	0- 0		NON-CONFERENCE	0- 1		0- 4		1- 4								
0- 1	0- 0	0- 0		HOME	0- 0		0- 1		0- 0								
1- 2	0- 0	0- 0		AWAY	0- 0		0- 1		1- 1								
0- 6	0- 0	0- 0		NEUTRAL	0- 1		0- 2		0- 3								
<hr/>																	
1- 9	0- 0	0- 0		CONFERENCE	0- 1		0- 2		1- 6								
1- 5	0- 0	0- 0		HOME	0- 1		0- 2		1- 2								
0- 4	0- 0	0- 0		AWAY	0- 0		0- 0		0- 4								
0- 0	0- 0	0- 0		NEUTRAL	0- 0		0- 0		0- 0								
<hr/>																	
RPI S	Opponent	Score	RPI S	Opponent	Score	RPI S	Opponent	Score	RPI S	Opponent	Score						
						81 N	Ga. Southern	0 3	104 H	UNLV	1 3						
						92 H	Portland St.	0 3	109 N	UALR	2 3						
									110 N	Northern Ill.	2 3						
									119 H	North Dakota	0 3						
									125 H	Idaho St.	0 3						
									143 A	New Mexico St.	1 3						
									160 A	Northern Ariz.	0 3						
									166 H	Northern Colo.	0 3						
									204 N	Bradley	0 3						
									212 H	Eastern Wash.	1 3						
									213 A	Montana	0 3						
									226 A	South Ala.	0 3						
									241 A	Sacramento St.	0 3						
									258 N	SIU Edwardsville	1 3						
									262 N	Tennessee St.	1 3						
									268 A	Montana St.	1 3						
									285 A	Neb. Omaha	3 2						
									299 H	Weber St.	3 1						
									LAST 10 GAMES								
									166 H	Northern Colo.	0 3	212 H	Eastern Wash.	1 3			
			119 H	North Dakota	0 3	160 A	Northern Ariz.	0 3									
			268 A	Montana St.	1 3	241 A	Sacramento St.	0 3									
			213 A	Montana	0 3	104 H	UNLV	1 3									
			92 H	Portland St.	0 3	125 H	Idaho St.	0 3									

Non-Div. I Games:

Southern Utah

Average RPI Win:	310	WON-LOST RECORD	WINNING PCT. RANK	LAST 10 GAMES	STRENGTH OF SCHEDULE	OPP. STRENGTH OF SCHEDULE	TEAM RPI	ADJ RPI	CONF. RPI	ADJ CONF. RPI	
Average RPI Loss:	189										
DIV. I ONLY	5- 19	.20833	298	2- 8	248	299	304	.33921	305	21	22
DIV. I NON-CONF.	5- 11	.3125	259	2- 0	298	298	304	.36235	302	24	26
<hr/>											
TOTALS	RPI 1-25	RPI 26-50		W-L RECORDS	RPI 51-100		RPI 101-150		RPI 150+		
5- 19	0- 0	0- 1		OVERALL	0- 1		0- 2		5- 15		
3- 6	0- 0	0- 0		HOME	0- 0		0- 1		3- 5		
1- 8	0- 0	0- 0		AWAY	0- 1		0- 1		1- 6		
1- 5	0- 0	0- 1		NEUTRAL	0- 0		0- 0		1- 4		
5- 11	0- 0	0- 1		NON-CONFERENCE	0- 0		0- 2		5- 8		
3- 3	0- 0	0- 0		HOME	0- 0		0- 1		3- 2		
1- 3	0- 0	0- 0		AWAY	0- 0		0- 1		1- 2		
1- 5	0- 0	0- 1		NEUTRAL	0- 0		0- 0		1- 4		
0- 8	0- 0	0- 0		CONFERENCE	0- 1		0- 0		0- 7		
0- 3	0- 0	0- 0		HOME	0- 0		0- 0		0- 3		
0- 5	0- 0	0- 0		AWAY	0- 1		0- 0		0- 4		
0- 0	0- 0	0- 0		NEUTRAL	0- 0		0- 0		0- 0		
RPI S	Opponent	Score	RPI S	Opponent	Score	RPI S	Opponent	Score	RPI S	Opponent	Score
			47 N	Ball St.	0 3	81 A	Ga. Southern	0 3	124 H	DePaul	0 3
									129 A	South Fla.	0 3
									164 N	UNC Wilmington	0 3
									167 N	Austin Peay	0 3
									170 N	Loyola Chicago	0 3
									185 H	Radford	0 3
									187 A	Appalachian St.	0 3
									188 A	UNC Greensboro	0 3
									188 H	UNC Greensboro	1 3
									193 A	Western Caro.	0 3
									219 A	Elon	0 3
									219 H	Elon	2 3
									230 A	East Carolina	0 3
									243 H	Gardner-Webb	3 1
									261 A	Winthrop	1 3
									269 N	Morgan St.	2 3
									272 H	Wofford	0 3
									301 H	Charleston So.	1 3
									322 H	South Carolina St.	3 0
									324 N	Bethune-Cookman	3 0
									331 A	Savannah St.	3 0
									331 H	Savannah St.	3 0
			LAST 10 GAMES								
			187 A	Appalachian St.	0 3	272 H	Wofford	0 3			
			193 A	Western Caro.	0 3	81 A	Ga. Southern	0 3			
			331 H	Savannah St.	3 0	219 H	Elon	2 3			
			188 A	UNC Greensboro	0 3	188 H	UNC Greensboro	1 3			
			219 A	Elon	0 3	331 A	Savannah St.	3 0			

Non-Div. I Games:

Citadel

Average RPI Win: 293		WON-LOST RECORD		WINNING PCT. RANK		LAST 10 GAMES		STRENGTH OF SCHEDULE		OPP. STRENGTH OF SCHEDULE		TEAM RPI		ADJ RPI		CONF. RPI		ADJ CONF. RPI	
DIV. I ONLY		7- 18		.28 277		5- 5		288		266		301		.33808 306		30		30	
DIV. I NON-CONF.		4- 14		.22222 279		2- 1		261		217		300		.35171 306		30		30	
TOTALS		RPI 1-25		RPI 26-50		W-L RECORDS		RPI 51-100		RPI 101-150		RPI 150+							
7- 18		0- 0		0- 2		OVERALL		0- 0		0- 3		7- 13							
6- 6		0- 0		0- 0		HOME		0- 0		0- 1		6- 5							
1- 6		0- 0		0- 1		AWAY		0- 0		0- 1		1- 4							
0- 6		0- 0		0- 1		NEUTRAL		0- 0		0- 1		0- 4							
4- 14		0- 0		0- 2		NON-CONFERENCE		0- 0		0- 2		4- 10							
4- 3		0- 0		0- 0		HOME		0- 0		0- 1		4- 2							
0- 5		0- 0		0- 1		AWAY		0- 0		0- 0		0- 4							
0- 6		0- 0		0- 1		NEUTRAL		0- 0		0- 1		0- 4							
3- 4		0- 0		0- 0		CONFERENCE		0- 0		0- 1		3- 3							
2- 3		0- 0		0- 0		HOME		0- 0		0- 0		2- 3							
1- 1		0- 0		0- 0		AWAY		0- 0		0- 1		1- 0							
0- 0		0- 0		0- 0		NEUTRAL		0- 0		0- 0		0- 0							
RPI S	Opponent	Score		RPI S	Opponent	Score		RPI S	Opponent	Score		RPI S	Opponent	Score					
				28 A	Oregon	0	3					115 A	LIU Brooklyn	0	3				
				45 N	Ohio	0	3					139 N	Eastern Mich.	0	3				
												149 H	St. John's (NY)	0	3				
												179 A	Boston College	0	3				
												190 N	Hampton	1	3				
												191 N	Fairfield	0	3				
												209 H	Central Conn. St.	0	3				
												212 N	Eastern Wash.	0	3				
												224 A	Brown	0	3				
												228 H	Dartmouth	3	0				
												231 A	New Hampshire	0	3				
												239 H	Sacred Heart	1	3				
												257 H	Holy Cross	3	2				
												257 N	Holy Cross	2	3				
												265 H	Stony Brook	0	3				
												283 H	Princeton	3	1				
												292 H	Hartford	0	3				
												298 A	Providence	1	3				
												307 H	Saint Francis (PA)	3	2				
												310 H	Robert Morris	0	3				
												320 A	St. Francis Brooklyn	3	0				
												326 H	UMass Lowell	3	0				
												330 H	Fairleigh Dickinson	3	1				
LAST 10 GAMES																			
				209 H	Central Conn. St.	0	3	239 H	Sacred Heart	1	3								
				310 H	Robert Morris	0	3	228 H	Dartmouth	3	0								
				307 H	Saint Francis (PA)	3	2	320 A	St. Francis Brooklyn	3	0								
				257 H	Holy Cross	3	2	115 A	LIU Brooklyn	0	3								
				330 H	Fairleigh Dickinson	3	1	298 A	Providence	1	3								

Non-Div. I Games:

Bryant

Average RPI Win:	325	WON-LOST	WINNING	LAST 10	STRENGTH OF	OPP. STRENGTH	TEAM	ADJ	CONF.	ADJ CONF.		
Average RPI Loss:	185	RECORD	PCT. RANK	GAMES	SCHEDULE	OF SCHEDULE	RPI	RPI	RPI	RPI		
DIV. I ONLY		2- 18	.1 315	2- 8	197	282	306	.3329	307	30	30	
DIV. I NON-CONF.		0- 13	0 317	0- 3	97	214	302	.36088	303	30	30	
<hr/>												
TOTALS	RPI 1-25	RPI 26-50		W-L RECORDS		RPI 51-100		RPI 101-150		RPI 150+		
2- 18	0- 1	0- 1		OVERALL		0- 1		0- 3		2- 12		
1- 5	0- 0	0- 0		HOME		0- 0		0- 1		1- 4		
1- 6	0- 0	0- 1		AWAY		0- 0		0- 0		1- 5		
0- 7	0- 1	0- 0		NEUTRAL		0- 1		0- 2		0- 3		
<hr/>												
0- 13	0- 1	0- 1		NON-CONFERENCE		0- 1		0- 2		0- 8		
0- 3	0- 0	0- 0		HOME		0- 0		0- 0		0- 3		
0- 3	0- 0	0- 1		AWAY		0- 0		0- 0		0- 2		
0- 7	0- 1	0- 0		NEUTRAL		0- 1		0- 2		0- 3		
<hr/>												
2- 5	0- 0	0- 0		CONFERENCE		0- 0		0- 1		2- 4		
1- 2	0- 0	0- 0		HOME		0- 0		0- 1		1- 1		
1- 3	0- 0	0- 0		AWAY		0- 0		0- 0		1- 3		
0- 0	0- 0	0- 0		NEUTRAL		0- 0		0- 0		0- 0		
<hr/>												
RPI S	Opponent	Score	RPI S	Opponent	Score	RPI S	Opponent	Score	RPI S	Opponent	Score	
14 N	Michigan St.	0 3	41 A	Virginia Tech	0 3	76 N	Tulane	0 3	106 N	Pacific	0 3	
									115 H	LIU Brooklyn	0 3	
									138 N	Toledo	0 3	
									178 A	Youngstown St.	1 3	
									178 H	Youngstown St.	0 3	
									183 H	Eastern Ky.	1 3	
									209 A	Central Conn. St.	1 3	
									220 A	UMBC	0 3	
									234 N	Towson	0 3	
									239 A	Sacred Heart	0 3	
									242 N	Howard	1 3	
									255 H	Akron	1 3	
									284 N	Coppin St.	2 3	
									306 A	Bryant	2 3	
									310 H	Robert Morris	0 3	
									320 H	St. Francis Brooklyn	3 1	
330 A	Fairleigh Dickinson	3 2										
<hr/>												
			LAST 10 GAMES									
			310 H Robert Morris			0 3			330 A Fairleigh Dickinson			3 2
			209 A Central Conn. St.			1 3			239 A Sacred Heart			0 3
			306 A Bryant			2 3			183 H Eastern Ky.			1 3
			320 H St. Francis Brooklyn			3 1			255 H Akron			1 3
			115 H LIU Brooklyn			0 3			178 H Youngstown St.			0 3

Non-Div. I Games:

Saint Francis (PA)

Average RPI Win: 227		WON-LOST RECORD		WINNING PCT. RANK		LAST 10 GAMES		STRENGTH OF SCHEDULE		OPP. STRENGTH OF SCHEDULE		TEAM RPI		ADJ RPI		CONF. RPI		ADJ CONF. RPI	
DIV. I ONLY		1- 19		.05 325		0- 10		209		257		311		.32448 309		26		25	
DIV. I NON-CONF.		1- 9		.1 301		0- 0		131		237		290		.38653 285		26		25	
TOTALS		RPI 1-25		RPI 26-50		W-L RECORDS		RPI 51-100		RPI 101-150		RPI 150+							
1- 19		0- 0		0- 0		OVERALL		0- 3		0- 3		1- 13							
0- 5		0- 0		0- 0		HOME		0- 1		0- 1		0- 3							
0- 9		0- 0		0- 0		AWAY		0- 2		0- 2		0- 4							
1- 5		0- 0		0- 0		NEUTRAL		0- 0		0- 0		1- 5							
1- 9		0- 0		0- 0		NON-CONFERENCE		0- 1		0- 1		1- 7							
0- 0		0- 0		0- 0		HOME		0- 0		0- 0		0- 0							
0- 4		0- 0		0- 0		AWAY		0- 1		0- 1		0- 2							
1- 5		0- 0		0- 0		NEUTRAL		0- 0		0- 0		1- 5							
0- 10		0- 0		0- 0		CONFERENCE		0- 2		0- 2		0- 6							
0- 5		0- 0		0- 0		HOME		0- 1		0- 1		0- 3							
0- 5		0- 0		0- 0		AWAY		0- 1		0- 1		0- 3							
0- 0		0- 0		0- 0		NEUTRAL		0- 0		0- 0		0- 0							
RPI	S	Opponent		Score	RPI	S	Opponent		Score	RPI	S	Opponent		Score					
							75	A Auburn	0 3			132	A UAB	0 3					
							85	A Lipscomb	0 3			134	A FGCU	0 3					
							93	H East Tenn. St.	1 3			137	H Jacksonville	0 3					
												153	N Green Bay	0 3					
												156	A Samford	0 3					
												164	A UNC Wilmington	0 3					
												193	N Western Caro.	0 3					
												206	N Troy	2 3					
												222	H Kennesaw St.	2 3					
												227	N Jacksonville St.	3 1					
												233	A Northern Ky.	1 3					
												235	N UNC Asheville	1 3					
												250	A Stetson	1 3					
												253	H North Florida	0 3					
												259	N Georgia St.	1 3					
												313	A USC Upstate	0 3					
												313	H USC Upstate	1 3					
LAST 10 GAMES																			
							222	H Kennesaw St.	2 3			253	H North Florida	0 3					
							313	A USC Upstate	0 3			134	A FGCU	0 3					
							233	A Northern Ky.	1 3			250	A Stetson	1 3					
							85	A Lipscomb	0 3			313	H USC Upstate	1 3					
							137	H Jacksonville	0 3			93	H East Tenn. St.	1 3					

Non-Div. I Games:

Mercer

Average RPI Win: 318		WON-LOST	WINNING	LAST 10	STRENGTH OF	OPP. STRENGTH	TEAM	ADJ	CONF.	ADJ CONF.		
Average RPI Loss: 189		RECORD	PCT. RANK	GAMES	SCHEDULE	OF SCHEDULE	RPI	RPI	RPI	RPI		
DIV. I ONLY		5- 18	.21739	296	5- 5	299	263	310	.3241	310	30	30
DIV. I NON-CONF.		1- 15	.0625	314	1- 2	280	212	322	.30605	320	30	30
<hr/>												
TOTALS		RPI 1-25		RPI 26-50		W-L RECORDS		RPI 51-100		RPI 101-150		RPI 150+
5- 18		0- 0		0- 0		OVERALL		0- 2		0- 4		5- 12
1- 6		0- 0		0- 0		HOME		0- 1		0- 2		1- 3
4- 6		0- 0		0- 0		AWAY		0- 1		0- 2		4- 3
0- 6		0- 0		0- 0		NEUTRAL		0- 0		0- 0		0- 6
1- 15		0- 0		0- 0		NON-CONFERENCE		0- 2		0- 3		1- 10
0- 5		0- 0		0- 0		HOME		0- 1		0- 1		0- 3
1- 4		0- 0		0- 0		AWAY		0- 1		0- 2		1- 1
0- 6		0- 0		0- 0		NEUTRAL		0- 0		0- 0		0- 6
4- 3		0- 0		0- 0		CONFERENCE		0- 0		0- 1		4- 2
1- 1		0- 0		0- 0		HOME		0- 0		0- 1		1- 0
3- 2		0- 0		0- 0		AWAY		0- 0		0- 0		3- 2
0- 0		0- 0		0- 0		NEUTRAL		0- 0		0- 0		0- 0
RPI	S	Opponent	Score	RPI	S	Opponent	Score	RPI	S	Opponent	Score	
						56 H Xavier	0 3			108 A Indiana	0 3	
						67 A West Virginia	0 3			113 A South Carolina	1 3	
										115 H LIU Brooklyn	0 3	
										131 H Duquesne	1 3	
										178 H Youngstown St.	1 3	
										193 N Western Caro.	0 3	
										198 H Central Mich.	2 3	
										201 N Kent St.	0 3	
										209 A Central Conn. St.	0 3	
										239 A Sacred Heart	0 3	
										249 N Murray St.	2 3	
										252 N Presbyterian	1 3	
										255 H Akron	0 3	
										267 N Rutgers	1 3	
										275 N Indiana St.	1 3	
										296 A Wright St.	1 3	
										306 A Bryant	3 0	
										307 A Saint Francis (PA)	3 0	
										320 H St. Francis Brooklyn	3 1	
										326 A UMass Lowell	3 0	
										330 A Fairleigh Dickinson	3 0	
<hr/>												
LAST 10 GAMES												
						307 A Saint Francis (PA)	3 0			115 H LIU Brooklyn	0 3	
						67 A West Virginia	0 3			320 H St. Francis Brooklyn	3 1	
						306 A Bryant	3 0			239 A Sacred Heart	0 3	
						209 A Central Conn. St.	0 3			330 A Fairleigh Dickinson	3 0	
						326 A UMass Lowell	3 0			178 H Youngstown St.	1 3	

Non-Div. I Games:

Robert Morris

Average RPI Win: 317		WON-LOST RECORD		WINNING PCT. RANK		LAST 10 GAMES		STRENGTH OF SCHEDULE		OPP. STRENGTH OF SCHEDULE		TEAM RPI		ADJ RPI		CONF. RPI		ADJ CONF. RPI	
DIV. I ONLY		5- 16		.2381 292		4- 6		305		313		312		.31715 311		33		33	
DIV. I NON-CONF.		1- 13		.07143 310		0- 4		190		248		309		.34303 310		33		33	
TOTALS		RPI 1-25		RPI 26-50		W-L RECORDS		RPI 51-100		RPI 101-150		RPI 150+							
5- 16		0- 0		0- 0		OVERALL		0- 3		0- 0		5- 13							
3- 2		0- 0		0- 0		HOME		0- 0		0- 0		3- 2							
1- 6		0- 0		0- 0		AWAY		0- 2		0- 0		1- 4							
1- 8		0- 0		0- 0		NEUTRAL		0- 1		0- 0		1- 7							
1- 13		0- 0		0- 0		NON-CONFERENCE		0- 3		0- 0		1- 10							
0- 2		0- 0		0- 0		HOME		0- 0		0- 0		0- 2							
0- 4		0- 0		0- 0		AWAY		0- 2		0- 0		0- 2							
1- 7		0- 0		0- 0		NEUTRAL		0- 1		0- 0		1- 6							
4- 3		0- 0		0- 0		CONFERENCE		0- 0		0- 0		4- 3							
3- 0		0- 0		0- 0		HOME		0- 0		0- 0		3- 0							
1- 2		0- 0		0- 0		AWAY		0- 0		0- 0		1- 2							
0- 1		0- 0		0- 0		NEUTRAL		0- 0		0- 0		0- 1							
RPI	S	Opponent		Score	RPI	S	Opponent		Score	RPI	S	Opponent		Score	RPI	S	Opponent		Score
							52	N	Washington St.	0	3		184	N	Stephen F. Austin	0	3		
							64	A	Central Ark.	1	3		192	A	Southern Miss.	0	3		
							81	A	Ga. Southern	0	3		194	H	La.-Lafayette	0	3		
												198	N	Central Mich.	0	3			
												200	A	Sam Houston St.	0	3			
												206	N	Troy	0	3			
												226	H	South Ala.	0	3			
												254	N	Lamar	0	3			
												263	N	Tex.-Pan American	0	3			
												280	A	Alabama A&M	2	3			
												290	N	La.-Monroe	3	2			
												291	A	Alabama St.	1	3			
												301	N	Charleston So.	0	3			
												317	H	Southern U.	3	0			
												318	N	Ark.-Pine Bluff	0	3			
												319	A	Mississippi Val.	3	1			
												329	H	Grambling	3	0			
												332	H	Alcorn	3	1			
LAST 10 GAMES																			
							329	H	Grambling	3	0		317	H	Southern U.	3	0		
							319	A	Mississippi Val.	3	1		81	A	Ga. Southern	0	3		
							291	A	Alabama St.	1	3		301	N	Charleston So.	0	3		
							280	A	Alabama A&M	2	3		198	N	Central Mich.	0	3		
							332	H	Alcorn	3	1		226	H	South Ala.	0	3		

Non-Div. I Games:

Jackson St.

Average RPI Win: 326		WON-LOST RECORD		WINNING PCT. RANK		LAST 10 GAMES		STRENGTH OF SCHEDULE		OPP. STRENGTH OF SCHEDULE		TEAM RPI		ADJ RPI		CONF. RPI		ADJ CONF. RPI	
DIV. I ONLY		6- 21		.22222 295		5- 5		309		309		313		.30597 312		33		33	
DIV. I NON-CONF.		0- 16		0 317		0- 1		188		192		312		.33447 313		33		33	
TOTALS		RPI 1-25		RPI 26-50		W-L RECORDS		RPI 51-100		RPI 101-150		RPI 150+							
6- 21		0- 1		0- 0		OVERALL		0- 1		0- 5		6- 14							
1- 4		0- 0		0- 0		HOME		0- 0		0- 0		1- 4							
2- 7		0- 0		0- 0		AWAY		0- 0		0- 2		2- 5							
3- 10		0- 1		0- 0		NEUTRAL		0- 1		0- 3		3- 5							
0- 16		0- 1		0- 0		NON-CONFERENCE		0- 1		0- 5		0- 9							
0- 3		0- 0		0- 0		HOME		0- 0		0- 0		0- 3							
0- 4		0- 0		0- 0		AWAY		0- 0		0- 2		0- 2							
0- 9		0- 1		0- 0		NEUTRAL		0- 1		0- 3		0- 4							
6- 5		0- 0		0- 0		CONFERENCE		0- 0		0- 0		6- 5							
1- 1		0- 0		0- 0		HOME		0- 0		0- 0		1- 1							
2- 3		0- 0		0- 0		AWAY		0- 0		0- 0		2- 3							
3- 1		0- 0		0- 0		NEUTRAL		0- 0		0- 0		3- 1							
RPI S	Opponent	Score		RPI S	Opponent	Score		RPI S	Opponent	Score		RPI S	Opponent	Score					
22 N	Utah	0 3						94 N	Oregon St.	0 3		102 A	Long Beach St.	0 3					
												105 N	Oral Roberts	0 3					
												111 N	Texas St.	0 3					
												116 A	North Texas	0 3					
												117 N	Northwestern St.	0 3					
												165 N	Bakersfield	0 3					
												189 H	Houston	1 3					
												192 N	Southern Miss.	0 3					
												214 A	Houston Baptist	0 3					
												214 H	Houston Baptist	0 3					
												240 A	Texas Southern	0 3					
												240 H	Texas Southern	0 3					
												263 N	Tex.-Pan American	0 3					
												273 A	McNeese St.	1 3					
												273 H	McNeese St.	0 3					
												290 N	La.-Monroe	0 3					
												291 N	Alabama St.	2 3					
												317 A	Southern U.	3 0					
												317 A	Southern U.	2 3					
												317 N	Southern U.	3 0					
												318 A	Ark.-Pine Bluff	1 3					
												329 A	Grambling	3 0					
												329 H	Grambling	3 0					
												329 N	Grambling	3 0					
												332 N	Alcorn	3 0					
				LAST 10 GAMES															
				240 H	Texas Southern	0 3		317 A	Southern U.	3 0		329 H	Grambling	3 0					
				189 H	Houston	1 3		329 N	Grambling	3 0		329 N	Grambling	3 0					
				329 H	Grambling	3 0		291 N	Alabama St.	2 3		332 N	Alcorn	3 0					
				318 A	Ark.-Pine Bluff	1 3		317 A	Southern U.	2 3									
				332 N	Alcorn	3 0		329 A	Grambling	3 0									

Non-Div. I Games: Huston-Tillotson 3 0 Huston-Tillotson 3 0

Prairie View

Average RPI Win: 309		WON-LOST RECORD		WINNING PCT. RANK		LAST 10 GAMES		STRENGTH OF SCHEDULE		OPP. STRENGTH OF SCHEDULE		TEAM RPI		ADJ RPI		CONF. RPI		ADJ CONF. RPI	
DIV. I ONLY		2- 17		.10526 314		2- 8		274		275		316		.302 313		26		25	
DIV. I NON-CONF.		0- 9		0 317		0- 1		289		295		328		.28122 328		26		25	
TOTALS		RPI 1-25		RPI 26-50		W-L RECORDS		RPI 51-100		RPI 101-150		RPI 150+							
2- 17		0- 0		0- 0		OVERALL		0- 2		0- 2		2- 13							
1- 5		0- 0		0- 0		HOME		0- 1		0- 1		1- 3							
1- 8		0- 0		0- 0		AWAY		0- 1		0- 1		1- 6							
0- 4		0- 0		0- 0		NEUTRAL		0- 0		0- 0		0- 4							
0- 9		0- 0		0- 0		NON-CONFERENCE		0- 0		0- 0		0- 9							
0- 2		0- 0		0- 0		HOME		0- 0		0- 0		0- 2							
0- 3		0- 0		0- 0		AWAY		0- 0		0- 0		0- 3							
0- 4		0- 0		0- 0		NEUTRAL		0- 0		0- 0		0- 4							
2- 8		0- 0		0- 0		CONFERENCE		0- 2		0- 2		2- 4							
1- 3		0- 0		0- 0		HOME		0- 1		0- 1		1- 1							
1- 5		0- 0		0- 0		AWAY		0- 1		0- 1		1- 3							
0- 0		0- 0		0- 0		NEUTRAL		0- 0		0- 0		0- 0							
RPI S	Opponent	Score		RPI S	Opponent	Score		RPI S	Opponent	Score		RPI S	Opponent	Score					
								85 A Lipscomb		0	3	134 H FGCU		2	3				
								93 H East Tenn. St.		0	3	137 A Jacksonville		0	3				
												179 N Boston College		0	3				
												193 A Western Caro.		1	3				
												198 N Central Mich.		0	3				
												202 A Hofstra		1	3				
												222 A Kennesaw St.		0	3				
												233 A Northern Ky.		2	3				
												235 A UNC Asheville		1	3				
												250 H Stetson		0	3				
												253 A North Florida		1	3				
												259 H Georgia St.		2	3				
												272 H Wofford		1	3				
												283 N Princeton		2	3				
												296 N Wright St.		0	3				
												309 A Mercer		3	1				
												309 H Mercer		3	0				
LAST 10 GAMES																			
								137 A Jacksonville		0	3	233 A Northern Ky.		2	3				
								253 A North Florida		1	3	85 A Lipscomb		0	3				
								309 H Mercer		3	0	235 A UNC Asheville		1	3				
								250 H Stetson		0	3	93 H East Tenn. St.		0	3				
								134 H FGCU		2	3	309 A Mercer		3	1				

Non-Div. I Games:

USC Upstate

Average RPI Win: 317		WON-LOST RECORD		WINNING PCT. RANK		LAST 10 GAMES		STRENGTH OF SCHEDULE		OPP. STRENGTH OF SCHEDULE		TEAM RPI		ADJ RPI		CONF. RPI		ADJ CONF. RPI	
Average RPI Loss: 222																			
DIV. I ONLY		4- 20		.16667 304		3- 7		250		319		309		.3009 314		32		32	
DIV. I NON-CONF.		1- 18		.05263 316		0- 5		135		315		308		.31816 317		32		31	
TOTALS		RPI 1-25		RPI 26-50		W-L RECORDS		RPI 51-100		RPI 101-150		RPI 150+							
4- 20		0- 0		0- 0		OVERALL		0- 0		0- 0		4- 20							
3- 6		0- 0		0- 0		HOME		0- 0		0- 0		3- 6							
1- 8		0- 0		0- 0		AWAY		0- 0		0- 0		1- 8							
0- 6		0- 0		0- 0		NEUTRAL		0- 0		0- 0		0- 6							
1- 18		0- 0		0- 0		NON-CONFERENCE		0- 0		0- 0		1- 18							
1- 6		0- 0		0- 0		HOME		0- 0		0- 0		1- 6							
0- 6		0- 0		0- 0		AWAY		0- 0		0- 0		0- 6							
0- 6		0- 0		0- 0		NEUTRAL		0- 0		0- 0		0- 6							
3- 2		0- 0		0- 0		CONFERENCE		0- 0		0- 0		3- 2							
2- 0		0- 0		0- 0		HOME		0- 0		0- 0		2- 0							
1- 2		0- 0		0- 0		AWAY		0- 0		0- 0		1- 2							
0- 0		0- 0		0- 0		NEUTRAL		0- 0		0- 0		0- 0							
RPI	S	Opponent	Score	RPI	S	Opponent	Score	RPI	S	Opponent	Score	RPI	S	Opponent	Score				
												164	A	UNC Wilmington	0	3			
												183	N	Eastern Ky.	0	3			
												185	A	Radford	0	3			
												187	A	Appalachian St.	0	3			
												188	H	UNC Greensboro	0	3			
												193	N	Western Caro.	0	3			
												196	N	Davidson	0	3			
												208	H	Campbell	0	3			
												216	A	High Point	0	3			
												219	H	Elon	0	3			
												221	A	Florida A&M	0	3			
												222	N	Kennesaw St.	0	3			
												235	A	UNC Asheville	0	3			
												235	N	UNC Asheville	0	3			
												243	H	Gardner-Webb	1	3			
												249	H	Murray St.	1	3			
												249	N	Murray St.	0	3			
												261	A	Winthrop	2	3			
												264	H	Charlotte	0	3			
												291	H	Alabama St.	3	2			
												322	H	South Carolina St.	3	1			
												324	A	Bethune-Cookman	0	3			
												325	A	N.C. Central	3	1			
												331	H	Savannah St.	3	0			
LAST 10 GAMES																			
235	A	UNC Asheville	0	3	221	A	Florida A&M	0	3	325	A	N.C. Central	3	1					
243	H	Gardner-Webb	1	3	324	A	Bethune-Cookman	0	3	331	H	Savannah St.	3	0					
331	H	Savannah St.	3	0	325	A	N.C. Central	3	1										
322	H	South Carolina St.	3	1	208	H	Campbell	0	3										
219	H	Elon	0	3	196	N	Davidson	0	3										

Non-Div. I Games:

N.C. A&T

Average RPI Win:	299	WON-LOST	WINNING	LAST 10	STRENGTH OF	OPP. STRENGTH	TEAM	ADJ	CONF.	ADJ CONF.					
Average RPI Loss:	235	RECORD	PCT. RANK	GAMES	SCHEDULE	OF SCHEDULE	RPI	RPI	RPI	RPI					
DIV. I ONLY		4- 18	.18182 303	2- 8	283	315	314	.29552 315	28	28					
DIV. I NON-CONF.		2- 10	.16667 290	0- 1	274	310	316	.32881 316	29	29					
<hr/>															
TOTALS	RPI 1-25	RPI 26-50		W-L RECORDS		RPI 51-100		RPI 101-150		RPI 150+					
4- 18	0- 0	0- 0		OVERALL		0- 0		0- 2		4- 16					
2- 6	0- 0	0- 0		HOME		0- 0		0- 0		2- 6					
0- 9	0- 0	0- 0		AWAY		0- 0		0- 1		0- 8					
2- 3	0- 0	0- 0		NEUTRAL		0- 0		0- 1		2- 2					
<hr/>															
2- 10	0- 0	0- 0		NON-CONFERENCE		0- 0		0- 2		2- 8					
0- 2	0- 0	0- 0		HOME		0- 0		0- 0		0- 2					
0- 5	0- 0	0- 0		AWAY		0- 0		0- 1		0- 4					
2- 3	0- 0	0- 0		NEUTRAL		0- 0		0- 1		2- 2					
<hr/>															
2- 8	0- 0	0- 0		CONFERENCE		0- 0		0- 0		2- 8					
2- 4	0- 0	0- 0		HOME		0- 0		0- 0		2- 4					
0- 4	0- 0	0- 0		AWAY		0- 0		0- 0		0- 4					
0- 0	0- 0	0- 0		NEUTRAL		0- 0		0- 0		0- 0					
<hr/>															
RPI S	Opponent	Score	RPI S	Opponent	Score	RPI S	Opponent	Score	RPI S	Opponent	Score				
									111 A	Texas St.	0	3			
									128 N	SMU	0	3			
									171 A	Lehigh	0	3			
									189 N	Houston	0	3			
									191 H	Fairfield	1	3			
									217 A	Marist	0	3			
									218 A	Siena	1	3			
									218 H	Siena	1	3			
									244 A	Manhattan	2	3			
									247 A	Iona	0	3			
									254 N	Lamar	1	3			
									257 A	Holy Cross	0	3			
									269 N	Morgan St.	3	1			
									278 H	Rider	3	1			
									281 A	Lafayette	0	3			
									282 H	Canisius	0	3			
									292 H	Hartford	1	3			
									298 H	Providence	0	3			
									316 H	Niagara	0	3			
									320 A	St. Francis Brooklyn	2	3			
									320 N	St. Francis Brooklyn	3	1			
									328 H	Saint Peter's	3	1			
			LAST 10 GAMES									217 A	Marist	0	3
												218 A	Siena	1	3
												282 H	Canisius	0	3
												316 H	Niagara	0	3
												218 H	Siena	1	3
												328 H	Saint Peter's	3	1
												278 H	Rider	3	1
												244 A	Manhattan	2	3
												247 A	Iona	0	3
												292 H	Hartford	1	3

Non-Div. I Games:

Quinnipiac

Average RPI Win: 321		WON-LOST	WINNING	LAST 10	STRENGTH OF	OPP. STRENGTH	TEAM	ADJ	CONF.	ADJ CONF.		
Average RPI Loss: 212		RECORD	PCT. RANK	GAMES	SCHEDULE	OF SCHEDULE	RPI	RPI	RPI	RPI		
DIV. I ONLY		2- 19	.09524	319	2- 8	275	307	318	.29513	316	28	28
DIV. I NON-CONF.		1- 10	.09091	305	1- 0	239	272	314	.34791	308	29	29
<hr/>												
TOTALS		RPI 1-25	RPI 26-50		W-L RECORDS	RPI 51-100		RPI 101-150		RPI 150+		
2- 19	0- 0		0- 0		OVERALL	0- 3		0- 2		2- 14		
0- 5	0- 0		0- 0		HOME	0- 0		0- 0		0- 5		
2- 9	0- 0		0- 0		AWAY	0- 2		0- 2		2- 5		
0- 5	0- 0		0- 0		NEUTRAL	0- 1		0- 0		0- 4		
<hr/>												
1- 10	0- 0		0- 0		NON-CONFERENCE	0- 3		0- 2		1- 5		
0- 0	0- 0		0- 0		HOME	0- 0		0- 0		0- 0		
1- 5	0- 0		0- 0		AWAY	0- 2		0- 2		1- 1		
0- 5	0- 0		0- 0		NEUTRAL	0- 1		0- 0		0- 4		
<hr/>												
1- 9	0- 0		0- 0		CONFERENCE	0- 0		0- 0		1- 9		
0- 5	0- 0		0- 0		HOME	0- 0		0- 0		0- 5		
1- 4	0- 0		0- 0		AWAY	0- 0		0- 0		1- 4		
0- 0	0- 0		0- 0		NEUTRAL	0- 0		0- 0		0- 0		
<hr/>												
RPI S	Opponent	Score	RPI S	Opponent	Score	RPI S	Opponent	Score	RPI S	Opponent	Score	
						83 A	Buffalo	0 3	114 A	Mississippi St.	0 3	
						83 A	Buffalo	0 3	114 A	Mississippi St.	0 3	
						91 N	Milwaukee	0 3	151 N	Temple	2 3	
									191 A	Fairfield	1 3	
									217 H	Marist	0 3	
									218 H	Siena	0 3	
									244 H	Manhattan	2 3	
									247 H	Iona	0 3	
									255 A	Akron	0 3	
									272 N	Wofford	0 3	
									272 N	Wofford	0 3	
									278 A	Rider	0 3	
									282 A	Canisius	0 3	
									282 H	Canisius	1 3	
									300 N	Tennessee Tech	0 3	
			315 A	Quinnipiac	3 0							
			327 A	Delaware St.	3 1							
			328 A	Saint Peter's	2 3							
<hr/>												
			LAST 10 GAMES									
			282 H Canisius			1 3	282 A Canisius			0 3		
			191 A Fairfield			1 3	217 H Marist			0 3		
			315 A Quinnipiac			3 0	218 H Siena			0 3		
			247 H Iona			0 3	327 A Delaware St.			3 1		
			244 H Manhattan			2 3	328 A Saint Peter's			2 3		

Non-Div. I Games:

Niagara

Average RPI Win:	308	WON-LOST	WINNING	LAST 10	STRENGTH OF	OPP. STRENGTH	TEAM	ADJ	CONF.	ADJ CONF.	
Average RPI Loss:	248	RECORD	PCT. RANK	GAMES	SCHEDULE	OF SCHEDULE	RPI	RPI	RPI	RPI	
DIV. I ONLY	5- 14	.26316	281	4- 6	325	330	321	.29099	317	33	33
DIV. I NON-CONF.	0- 8	0	317	0- 2	193	291	318	.33155	314	33	33
<hr/>											
TOTALS	RPI 1-25	RPI 26-50		W-L RECORDS	RPI 51-100		RPI 101-150		RPI 150+		
5- 14	0- 0	0- 0		OVERALL	0- 0		0- 3		5- 11		
4- 4	0- 0	0- 0		HOME	0- 0		0- 0		4- 4		
0- 4	0- 0	0- 0		AWAY	0- 0		0- 1		0- 3		
1- 6	0- 0	0- 0		NEUTRAL	0- 0		0- 2		1- 4		
<hr/>											
0- 8	0- 0	0- 0		NON-CONFERENCE	0- 0		0- 3		0- 5		
0- 1	0- 0	0- 0		HOME	0- 0		0- 0		0- 1		
0- 2	0- 0	0- 0		AWAY	0- 0		0- 1		0- 1		
0- 5	0- 0	0- 0		NEUTRAL	0- 0		0- 2		0- 3		
<hr/>											
5- 6	0- 0	0- 0		CONFERENCE	0- 0		0- 0		5- 6		
4- 3	0- 0	0- 0		HOME	0- 0		0- 0		4- 3		
0- 2	0- 0	0- 0		AWAY	0- 0		0- 0		0- 2		
1- 1	0- 0	0- 0		NEUTRAL	0- 0		0- 0		1- 1		
<hr/>											
RPI S	Opponent	Score	RPI S	Opponent	Score	RPI S	Opponent	Score	RPI S	Opponent	Score
						105 N Oral Roberts 0 3					
						105 N Oral Roberts 0 3					
						120 A UTEP 0 3					
						240 A Texas Southern 1 3					
						240 N Texas Southern 3 2					
						250 N Stetson 0 3					
						273 H McNeese St. 0 3					
						276 A Southeastern La. 1 3					
						279 N Louisiana Tech 0 3					
						285 N Neb. Omaha 0 3					
						291 H Alabama St. 0 3					
						311 A Jackson St. 0 3					
						312 H Prairie View 3 2					
						312 H Prairie View 0 3					
						312 N Prairie View 0 3					
						318 H Ark.-Pine Bluff 2 3					
						329 H Grambling 3 0					
						329 H Grambling 3 0					
						332 H Alcorn 3 0					
						<hr/>					
			LAST 10 GAMES								
			329 H Grambling 3 0			329 H Grambling 3 0					
			318 H Ark.-Pine Bluff 2 3			312 H Prairie View 3 2					
			291 H Alabama St. 0 3			311 A Jackson St. 0 3					
			312 H Prairie View 0 3			285 N Neb. Omaha 0 3					
			332 H Alcorn 3 0			276 A Southeastern La. 1 3					

Non-Div. I Games:

Southern U.

Average RPI Win: 320		WON-LOST	WINNING	LAST 10	STRENGTH OF		OPP. STRENGTH	TEAM	ADJ	CONF.	ADJ CONF.
Average RPI Loss: 229		RECORD	PCT. RANK	GAMES	SCHEDULE		OF SCHEDULE	RPI	RPI	RPI	RPI
DIV. I ONLY		7- 16	.30435	272	5- 4		326	321	317	.28962	318
DIV. I NON-CONF.		1- 12	.07692	307	0- 3		292	266	325	.294	324
TOTALS		RPI 1-25	RPI 26-50		W-L RECORDS		RPI 51-100		RPI 101-150		RPI 150+
7- 16	0- 0	0- 0		OVERALL		0- 2		0- 2		7- 12	
3- 1	0- 0	0- 0		HOME		0- 0		0- 0		3- 1	
2- 6	0- 0	0- 0		AWAY		0- 1		0- 1		2- 4	
2- 9	0- 0	0- 0		NEUTRAL		0- 1		0- 1		2- 7	
1- 12	0- 0	0- 0		NON-CONFERENCE		0- 2		0- 2		1- 8	
0- 0	0- 0	0- 0		HOME		0- 0		0- 0		0- 0	
0- 4	0- 0	0- 0		AWAY		0- 1		0- 1		0- 2	
1- 8	0- 0	0- 0		NEUTRAL		0- 1		0- 1		1- 6	
6- 4	0- 0	0- 0		CONFERENCE		0- 0		0- 0		6- 4	
3- 1	0- 0	0- 0		HOME		0- 0		0- 0		3- 1	
2- 2	0- 0	0- 0		AWAY		0- 0		0- 0		2- 2	
1- 1	0- 0	0- 0		NEUTRAL		0- 0		0- 0		1- 1	
RPI S	Opponent	Score	RPI S	Opponent	Score	RPI S	Opponent	Score	RPI S	Opponent	Score
						64 A	Central Ark.	0 3	121 A	UCF	0 3
						77 N	Valparaiso	0 3	124 N	DePaul	0 3
									227 N	Jacksonville St.	0 3
									240 H	Texas Southern	1 3
									253 N	North Florida	0 3
									258 A	SIU Edwardsville	0 3
									259 N	Georgia St.	0 3
									263 N	Tex.-Pan American	0 3
									279 A	Louisiana Tech	0 3
									290 N	La.-Monroe	0 3
									291 A	Alabama St.	0 3
									291 N	Alabama St.	0 3
									302 N	New Orleans	0 3
									311 N	Jackson St.	3 0
									312 H	Prairie View	3 1
									317 A	Southern U.	3 2
									319 A	Mississippi Val.	3 2
									319 H	Mississippi Val.	3 0
									329 A	Grambling	0 3
									331 N	Savannah St.	3 0
									332 H	Alcorn	3 0
			LAST 10 GAMES								
			317 A	Southern U.	3 2	124 N	DePaul	0 3			
			312 H	Prairie View	3 1	258 A	SIU Edwardsville	0 3			
			319 A	Mississippi Val.	3 2	259 N	Georgia St.	0 3			
			240 H	Texas Southern	1 3	319 H	Mississippi Val.	3 0			
			332 H	Alcorn	3 0	302 N	New Orleans	0 3			

Non-Div. I Games: Henderson St. 2 3 Ark.-Monticello 0 3 Philander Smith 3 0

Ark.-Pine Bluff

Average RPI Win:	331	WON-LOST	WINNING	LAST 10	STRENGTH OF	OPP. STRENGTH	TEAM	ADJ	CONF.	ADJ CONF.			
Average RPI Loss:	228	RECORD	PCT. RANK	GAMES	SCHEDULE	OF SCHEDULE	RPI	RPI	RPI	RPI			
DIV. I ONLY	2- 15	.11765	313	2- 4	303	323	325	.28462	319	33	33		
DIV. I NON-CONF.	0- 10	0	317	0- 0	121	276	310	.35057	307	33	33		
<hr/>													
TOTALS	RPI 1-25	RPI 26-50		W-L RECORDS		RPI 51-100		RPI 101-150		RPI 150+			
2- 15	0- 0	0- 0		OVERALL		0- 2		0- 2		2- 11			
1- 4	0- 0	0- 0		HOME		0- 0		0- 0		1- 4			
1- 5	0- 0	0- 0		AWAY		0- 1		0- 2		1- 2			
0- 6	0- 0	0- 0		NEUTRAL		0- 1		0- 0		0- 5			
0- 10	0- 0	0- 0		NON-CONFERENCE		0- 2		0- 2		0- 6			
0- 0	0- 0	0- 0		HOME		0- 0		0- 0		0- 0			
0- 4	0- 0	0- 0		AWAY		0- 1		0- 2		0- 1			
0- 6	0- 0	0- 0		NEUTRAL		0- 1		0- 0		0- 5			
2- 5	0- 0	0- 0		CONFERENCE		0- 0		0- 0		2- 5			
1- 4	0- 0	0- 0		HOME		0- 0		0- 0		1- 4			
1- 1	0- 0	0- 0		AWAY		0- 0		0- 0		1- 1			
0- 0	0- 0	0- 0		NEUTRAL		0- 0		0- 0		0- 0			
RPI	S	Opponent	Score	RPI	S	Opponent	Score	RPI	S	Opponent	Score		
						73 N	UTSA	0	3	137 A	Jacksonville	0	3
						76 A	Tulane	0	3	150 A	Texas-Arlington	0	3
										157 N	A&M-Corpus Christi	1	3
										186 N	Fla. Atlantic	0	3
										253 A	North Florida	0	3
										278 N	Rider	0	3
										280 H	Alabama A&M	0	3
										286 N	Nicholls St.	0	3
										291 H	Alabama St.	0	3
										301 N	Charleston So.	1	3
										311 H	Jackson St.	1	3
										318 A	Ark.-Pine Bluff	0	3
										318 H	Ark.-Pine Bluff	2	3
										329 H	Grambling	3	1
										332 A	Alcorn	3	0
<hr/>													
LAST 10 GAMES													
						311 H	Jackson St.	1	3	280 H	Alabama A&M	0	3
						332 A	Alcorn	3	0	318 A	Ark.-Pine Bluff	0	3
						318 H	Ark.-Pine Bluff	2	3	150 A	Texas-Arlington	0	3
						329 H	Grambling	3	1	73 N	UTSA	0	3
						291 H	Alabama St.	0	3	157 N	A&M-Corpus Christi	1	3
<hr/>													
Non-Div. I Games:	Rust	3	0	Rust	3	0	Tougaloo	3	0	Tougaloo	3	0	Mississippi Val.
	Philander Smith	3	0	Ark.-Monticello	1	3							

Average RPI Win:	296	WON-LOST RECORD	WINNING PCT. RANK	LAST 10 GAMES	STRENGTH OF SCHEDULE	OPP. STRENGTH OF SCHEDULE	TEAM RPI	ADJ RPI	CONF. RPI	ADJ CONF. RPI		
DIV. I ONLY		6- 19	.24	290	2- 8	306	328	315	.28447	320	30	30
DIV. I NON-CONF.		4- 14	.22222	279	0- 3	284	331	315	.30533	321	30	30

TOTALS	RPI 1-25	RPI 26-50		W-L RECORDS		RPI 51-100		RPI 101-150		RPI 150+		
6- 19	0- 0	0- 0		OVERALL		0- 0		0- 1		6- 18		
4- 4	0- 0	0- 0		HOME		0- 0		0- 0		4- 4		
1- 10	0- 0	0- 0		AWAY		0- 0		0- 1		1- 9		
1- 5	0- 0	0- 0		NEUTRAL		0- 0		0- 0		1- 5		
4- 14	0- 0	0- 0		NON-CONFERENCE		0- 0		0- 0		4- 14		
2- 2	0- 0	0- 0		HOME		0- 0		0- 0		2- 2		
1- 7	0- 0	0- 0		AWAY		0- 0		0- 0		1- 7		
1- 5	0- 0	0- 0		NEUTRAL		0- 0		0- 0		1- 5		
2- 5	0- 0	0- 0		CONFERENCE		0- 0		0- 1		2- 4		
2- 2	0- 0	0- 0		HOME		0- 0		0- 0		2- 2		
0- 3	0- 0	0- 0		AWAY		0- 0		0- 1		0- 2		
0- 0	0- 0	0- 0		NEUTRAL		0- 0		0- 0		0- 0		
RPI	S	Opponent	Score	RPI	S	Opponent	Score	RPI	S	Opponent	Score	
								115	A	LIU Brooklyn	0 3	
								171	A	Lehigh	0 3	
								202	A	Hofstra	0 3	
								209	H	Central Conn. St.	3 2	
								217	N	Marist	0 3	
								239	H	Sacred Heart	0 3	
								242	H	Howard	2 3	
								242	N	Howard	1 3	
								244	A	Manhattan	2 3	
								247	A	Iona	0 3	
								269	N	Morgan St.	0 3	
								278	H	Rider	0 3	
								281	A	Lafayette	0 3	
								284	N	Coppin St.	0 3	
								295	A	NJIT	0 3	
								295	H	NJIT	3 0	
								298	A	Providence	3 0	
								306	H	Bryant	0 3	
								307	A	Saint Francis (PA)	1 3	
								310	A	Robert Morris	1 3	
								315	H	Quinnipiac	3 2	
								315	N	Quinnipiac	1 3	
								327	N	Delaware St.	3 0	
								328	A	Saint Peter's	1 3	
								330	H	Fairleigh Dickinson	3 1	

Non-Div. I Games:

St. Francis Brooklyn

Average RPI Win: 328		WON-LOST RECORD		WINNING PCT. RANK		LAST 10 GAMES		STRENGTH OF SCHEDULE		OPP. STRENGTH OF SCHEDULE		TEAM RPI		ADJ RPI		CONF. RPI		ADJ CONF. RPI	
DIV. I ONLY		2- 20		.09091 321		0- 10		297		297		322		.28241 321		25		24	
DIV. I NON-CONF.		2- 12		.14286 296		0- 2		313		314		326		.28721 326		22		22	
TOTALS		RPI 1-25		RPI 26-50		W-L RECORDS		RPI 51-100		RPI 101-150		RPI 150+							
2- 20		0- 0		0- 0		OVERALL		0- 0		0- 5		2- 15							
0- 8		0- 0		0- 0		HOME		0- 0		0- 3		0- 5							
0- 9		0- 0		0- 0		AWAY		0- 0		0- 2		0- 7							
2- 3		0- 0		0- 0		NEUTRAL		0- 0		0- 0		2- 3							
2- 12		0- 0		0- 0		NON-CONFERENCE		0- 0		0- 2		2- 10							
0- 4		0- 0		0- 0		HOME		0- 0		0- 1		0- 3							
0- 5		0- 0		0- 0		AWAY		0- 0		0- 1		0- 4							
2- 3		0- 0		0- 0		NEUTRAL		0- 0		0- 0		2- 3							
0- 8		0- 0		0- 0		CONFERENCE		0- 0		0- 3		0- 5							
0- 4		0- 0		0- 0		HOME		0- 0		0- 2		0- 2							
0- 4		0- 0		0- 0		AWAY		0- 0		0- 1		0- 3							
0- 0		0- 0		0- 0		NEUTRAL		0- 0		0- 0		0- 0							
RPI	S	Opponent		Score		RPI	S	Opponent		Score		RPI	S	Opponent		Score			

Average RPI Win:	312	WON-LOST	WINNING	LAST 10	STRENGTH OF	OPP. STRENGTH	TEAM	ADJ	CONF.	ADJ CONF.			
Average RPI Loss:	225	RECORD	PCT. RANK	GAMES	SCHEDULE	OF SCHEDULE	RPI	RPI	RPI	RPI			
DIV. I ONLY	3- 17	.15	307	3- 7	321	285	324	.27778	322	32	32		
DIV. I NON-CONF.	1- 14	.06667	311	1- 4	271	246	321	.30498	322	32	31		
<hr/>													
TOTALS	RPI 1-25	RPI 26-50		W-L RECORDS		RPI 51-100		RPI 101-150		RPI 150+			
3- 17	0- 0	0- 0		OVERALL		0- 1		0- 2		3- 14			
3- 3	0- 0	0- 0		HOME		0- 0		0- 0		3- 3			
0- 6	0- 0	0- 0		AWAY		0- 1		0- 1		0- 4			
0- 8	0- 0	0- 0		NEUTRAL		0- 0		0- 1		0- 7			
1- 14	0- 0	0- 0		NON-CONFERENCE		0- 1		0- 2		1- 11			
1- 2	0- 0	0- 0		HOME		0- 0		0- 0		1- 2			
0- 4	0- 0	0- 0		AWAY		0- 1		0- 1		0- 2			
0- 8	0- 0	0- 0		NEUTRAL		0- 0		0- 1		0- 7			
2- 3	0- 0	0- 0		CONFERENCE		0- 0		0- 0		2- 3			
2- 1	0- 0	0- 0		HOME		0- 0		0- 0		2- 1			
0- 2	0- 0	0- 0		AWAY		0- 0		0- 0		0- 2			
0- 0	0- 0	0- 0		NEUTRAL		0- 0		0- 0		0- 0			
RPI	S	Opponent	Score	RPI	S	Opponent	Score	RPI	S	Opponent	Score		
						88 A	Col. of Charleston	0	3	108 N	Indiana	0	3
										113 A	South Carolina	0	3
										168 N	FIU	0	3
										185 N	Radford	0	3
										215 N	Coastal Caro.	0	3
										216 N	High Point	0	3
										219 N	Elon	0	3
										221 H	Florida A&M	1	3
										243 H	Gardner-Webb	0	3
										262 N	Tennessee St.	0	3
										264 A	Charlotte	0	3
										272 H	Wofford	0	3
										280 H	Alabama A&M	3	2
										301 N	Charleston So.	0	3
										305 A	Citadel	0	3
										314 A	N.C. A&T	1	3
										324 H	Bethune-Cookman	3	2
										325 A	N.C. Central	1	3
										331 H	Savannah St.	3	0
<hr/>													
LAST 10 GAMES													
						280 H	Alabama A&M	3	2	221 H	Florida A&M	1	3
						325 A	N.C. Central	1	3	324 H	Bethune-Cookman	3	2
						314 A	N.C. A&T	1	3	219 N	Elon	0	3
						331 H	Savannah St.	3	0	262 N	Tennessee St.	0	3
						243 H	Gardner-Webb	0	3	264 A	Charlotte	0	3

Non-Div. I Games:

South Carolina St.

Average RPI Win: 330		WON-LOST RECORD	WINNING PCT. RANK		LAST 10 GAMES		STRENGTH OF SCHEDULE		OPP. STRENGTH OF SCHEDULE		TEAM RPI	ADJ RPI	CONF. RPI	ADJ CONF. RPI	
Average RPI Loss: 211															
DIV. I ONLY		1- 24	.04	327	0- 10		259		287		319	.27291	323	20	20
DIV. I NON-CONF.		1- 17	.05556	315	0- 3		213		312		317	.30693	319	18	19
TOTALS		RPI 1-25		RPI 26-50		W-L RECORDS		RPI 51-100		RPI 101-150		RPI 150+			
1- 24		0- 0		0- 0		OVERALL		0- 1		0- 2		1- 21			
1- 10		0- 0		0- 0		HOME		0- 0		0- 1		1- 9			
0- 7		0- 0		0- 0		AWAY		0- 0		0- 0		0- 7			
0- 7		0- 0		0- 0		NEUTRAL		0- 1		0- 1		0- 5			
1- 17		0- 0		0- 0		NON-CONFERENCE		0- 1		0- 1		1- 15			
1- 5		0- 0		0- 0		HOME		0- 0		0- 0		1- 5			
0- 5		0- 0		0- 0		AWAY		0- 0		0- 0		0- 5			
0- 7		0- 0		0- 0		NEUTRAL		0- 1		0- 1		0- 5			
0- 7		0- 0		0- 0		CONFERENCE		0- 0		0- 1		0- 6			
0- 5		0- 0		0- 0		HOME		0- 0		0- 1		0- 4			
0- 2		0- 0		0- 0		AWAY		0- 0		0- 0		0- 2			
0- 0		0- 0		0- 0		NEUTRAL		0- 0		0- 0		0- 0			
RPI	S	Opponent	Score	RPI	S	Opponent	Score	RPI	S	Opponent	Score	RPI	S	Opponent	Score
								61	N	American	0 3	109	N	UALR	0 3
												112	H	Dayton	0 3
												151	N	Temple	1 3
												167	N	Austin Peay	0 3
												174	H	Penn	1 3
												175	N	Delaware	0 3
												177	A	George Washington	0 3
												177	H	George Washington	0 3
												180	H	Saint Louis	0 3
												205	H	Rhode Island	0 3
												207	A	Memphis	0 3
												220	N	UMBC	0 3
												241	H	Sacramento St.	1 3
												242	A	Howard	1 3
												248	H	Bucknell	1 3
												266	A	George Mason	0 3
												266	H	George Mason	0 3
												269	A	Morgan St.	0 3
												274	A	Loyola Maryland	0 3
												278	A	Rider	0 3
												281	H	Lafayette	1 3
												295	H	NJIT	0 3
												299	N	Weber St.	0 3
												330	H	Fairleigh Dickinson	3 0
				LAST 10 GAMES											
				177	H	George Washington	0 3	174	H	Penn	1 3	299	N	Weber St.	0 3
				266	A	George Mason	0 3	205	H	Rhode Island	0 3	330	H	Fairleigh Dickinson	3 0
				177	A	George Washington	0 3	266	H	George Mason	0 3				
				180	H	Saint Louis	0 3	295	H	NJIT	0 3				
				112	H	Dayton	0 3	109	N	UALR	0 3				

Non-Div. I Games:

La Salle

Average RPI Win: 325		WON-LOST	WINNING	LAST 10	STRENGTH OF		OPP. STRENGTH	TEAM	ADJ	CONF.	ADJ CONF.
Average RPI Loss: 237		RECORD	PCT. RANK	GAMES	SCHEDULE		OF SCHEDULE	RPI	RPI	RPI	RPI
DIV. I ONLY		4- 20	.16667	304	310		324	320	.2696	324	32
DIV. I NON-CONF.		0- 15	0	317	185		320	320	.30224	323	31
TOTALS		RPI 1-25	RPI 26-50		W-L RECORDS		RPI 51-100		RPI 101-150		RPI 150+
4- 20	0- 0	0- 0		OVERALL		0- 0		0- 3		4- 17	
2- 5	0- 0	0- 0		HOME		0- 0		0- 1		2- 4	
1- 8	0- 0	0- 0		AWAY		0- 0		0- 1		1- 7	
1- 7	0- 0	0- 0		NEUTRAL		0- 0		0- 1		1- 6	
0- 15	0- 0	0- 0		NON-CONFERENCE		0- 0		0- 3		0- 12	
0- 4	0- 0	0- 0		HOME		0- 0		0- 1		0- 3	
0- 5	0- 0	0- 0		AWAY		0- 0		0- 1		0- 4	
0- 6	0- 0	0- 0		NEUTRAL		0- 0		0- 1		0- 5	
4- 5	0- 0	0- 0		CONFERENCE		0- 0		0- 0		4- 5	
2- 1	0- 0	0- 0		HOME		0- 0		0- 0		2- 1	
1- 3	0- 0	0- 0		AWAY		0- 0		0- 0		1- 3	
1- 1	0- 0	0- 0		NEUTRAL		0- 0		0- 0		1- 1	
RPI S	Opponent	Score	RPI S	Opponent	Score	RPI S	Opponent	Score	RPI S	Opponent	Score
									134 H	FGCU	0 3
									137 A	Jacksonville	0 3
									137 N	Jacksonville	1 3
									164 N	UNC Wilmington	0 3
									186 A	Fla. Atlantic	0 3
									186 H	Fla. Atlantic	0 3
									221 H	Florida A&M	1 3
									242 A	Howard	0 3
									250 A	Stetson	0 3
									250 A	Stetson	0 3
									250 H	Stetson	0 3
									253 H	North Florida	0 3
									261 A	Winthrop	0 3
									264 N	Charlotte	0 3
									276 N	Southeastern La.	0 3
									288 A	Norfolk St.	0 3
									298 N	Providence	0 3
									305 N	Citadel	0 3
									308 N	UMES	0 3
									314 H	N.C. A&T	3 0
									322 A	South Carolina St.	2 3
									325 H	N.C. Central	3 0
									331 A	Savannah St.	3 0
									331 N	Savannah St.	3 0
			LAST 10 GAMES								
			242 A	Howard	0 3	314 H	N.C. A&T	3 0			
			253 H	North Florida	0 3	134 H	FGCU	0 3			
			221 H	Florida A&M	1 3	331 A	Savannah St.	3 0			
			137 A	Jacksonville	0 3	322 A	South Carolina St.	2 3			
			325 H	N.C. Central	3 0	250 H	Stetson	0 3			

Non-Div. I Games: Southeastern (FL) 0 3

Bethune-Cookman

Average RPI Win: 327		WON-LOST RECORD		WINNING PCT. RANK		LAST 10 GAMES		STRENGTH OF SCHEDULE		OPP. STRENGTH OF SCHEDULE		TEAM RPI		ADJ RPI		CONF. RPI		ADJ CONF. RPI	
DIV. I ONLY		2- 21		.08696 322		2- 8		289		310		323		.25912 325		32		32	
DIV. I NON-CONF.		0- 15		0 317		0- 4		233		282		323		.29181 325		32		31	
TOTALS		RPI 1-25		RPI 26-50		W-L RECORDS		RPI 51-100		RPI 101-150		RPI 150+							
2- 21		0- 0		0- 0		OVERALL		0- 1		0- 0		2- 20							
2- 7		0- 0		0- 0		HOME		0- 0		0- 0		2- 7							
0- 8		0- 0		0- 0		AWAY		0- 0		0- 0		0- 8							
0- 6		0- 0		0- 0		NEUTRAL		0- 1		0- 0		0- 5							
0- 15		0- 0		0- 0		NON-CONFERENCE		0- 1		0- 0		0- 14							
0- 5		0- 0		0- 0		HOME		0- 0		0- 0		0- 5							
0- 4		0- 0		0- 0		AWAY		0- 0		0- 0		0- 4							
0- 6		0- 0		0- 0		NEUTRAL		0- 1		0- 0		0- 5							
2- 6		0- 0		0- 0		CONFERENCE		0- 0		0- 0		2- 6							
2- 2		0- 0		0- 0		HOME		0- 0		0- 0		2- 2							
0- 4		0- 0		0- 0		AWAY		0- 0		0- 0		0- 4							
0- 0		0- 0		0- 0		NEUTRAL		0- 0		0- 0		0- 0							
RPI	S	Opponent		Score		RPI	S	Opponent		Score		RPI	S	Opponent		Score			

Non-Div. I Games:

N.C. Central

Average RPI Win: 0		WON-LOST RECORD		WINNING PCT. RANK		LAST 10 GAMES		STRENGTH OF SCHEDULE		OPP. STRENGTH OF SCHEDULE		TEAM RPI		ADJ RPI		CONF. RPI		ADJ CONF. RPI	
DIV. I ONLY		0- 19		0 328		0- 10		277		312		326		.25639 326		29		29	
DIV. I NON-CONF.		0- 11		0 317		0- 3		224		305		324		.31121 318		28		28	
TOTALS		RPI 1-25		RPI 26-50		W-L RECORDS		RPI 51-100		RPI 101-150		RPI 150+							
0- 19		0- 0		0- 0		OVERALL		0- 0		0- 2		0- 17							
0- 6		0- 0		0- 0		HOME		0- 0		0- 0		0- 6							
0- 8		0- 0		0- 0		AWAY		0- 0		0- 0		0- 8							
0- 5		0- 0		0- 0		NEUTRAL		0- 0		0- 2		0- 3							
0- 11		0- 0		0- 0		NON-CONFERENCE		0- 0		0- 2		0- 9							
0- 3		0- 0		0- 0		HOME		0- 0		0- 0		0- 3							
0- 4		0- 0		0- 0		AWAY		0- 0		0- 0		0- 4							
0- 4		0- 0		0- 0		NEUTRAL		0- 0		0- 2		0- 2							
0- 8		0- 0		0- 0		CONFERENCE		0- 0		0- 0		0- 8							
0- 3		0- 0		0- 0		HOME		0- 0		0- 0		0- 3							
0- 4		0- 0		0- 0		AWAY		0- 0		0- 0		0- 4							
0- 1		0- 0		0- 0		NEUTRAL		0- 0		0- 0		0- 1							
RPI	S	Opponent		Score	RPI	S	Opponent		Score	RPI	S	Opponent		Score	RPI	S	Opponent		Score
												120	N	UTEP	0		3		
												149	N	St. John's (NY)	0		3		
												158	A	Harvard	0		3		
												205	A	Rhode Island	0		3		
												217	A	Marist	0		3		
												220	A	UMBC	0		3		
												228	N	Dartmouth	0		3		
												231	H	New Hampshire	0		3		
												238	A	Albany (NY)	0		3		
												239	H	Sacred Heart	0		3		
												244	H	Manhattan	1		3		
												265	A	Stony Brook	0		3		
												283	N	Princeton	0		3		
												292	H	Hartford	1		3		
												292	N	Hartford	0		3		
												298	H	Providence	1		3		
												303	A	Binghamton	45		75		
												306	A	Bryant	0		3		
												310	H	Robert Morris	0		3		
LAST 10 GAMES																			
												303	A	Binghamton	45		75		
												238	A	Albany (NY)	0		3		
												298	H	Providence	1		3		
												292	H	Hartford	1		3		
												310	H	Robert Morris	0		3		
												265	A	Stony Brook	0		3		
												220	A	UMBC	0		3		
												231	H	New Hampshire	0		3		
												283	N	Princeton	0		3		
												149	N	St. John's (NY)	0		3		

Non-Div. I Games:

UMass Lowell

Average RPI Win: 328		WON-LOST RECORD		WINNING PCT. RANK		LAST 10 GAMES		STRENGTH OF SCHEDULE		OPP. STRENGTH OF SCHEDULE		TEAM RPI		ADJ RPI		CONF. RPI		ADJ CONF. RPI	
DIV. I ONLY		1- 16		.05882 323		0- 10		329		308		330		.23157 327		32		32	
DIV. I NON-CONF.		1- 9		.1 301		0- 3		327		304		332		.26788 329		32		31	
TOTALS		RPI 1-25		RPI 26-50		W-L RECORDS		RPI 51-100		RPI 101-150		RPI 150+							
1- 16		0- 0		0- 0		OVERALL		0- 0		0- 0		1- 16							
0- 4		0- 0		0- 0		HOME		0- 0		0- 0		0- 4							
0- 8		0- 0		0- 0		AWAY		0- 0		0- 0		0- 8							
1- 4		0- 0		0- 0		NEUTRAL		0- 0		0- 0		1- 4							
1- 9		0- 0		0- 0		NON-CONFERENCE		0- 0		0- 0		1- 9							
0- 2		0- 0		0- 0		HOME		0- 0		0- 0		0- 2							
0- 3		0- 0		0- 0		AWAY		0- 0		0- 0		0- 3							
1- 4		0- 0		0- 0		NEUTRAL		0- 0		0- 0		1- 4							
0- 7		0- 0		0- 0		CONFERENCE		0- 0		0- 0		0- 7							
0- 2		0- 0		0- 0		HOME		0- 0		0- 0		0- 2							
0- 5		0- 0		0- 0		AWAY		0- 0		0- 0		0- 5							
0- 0		0- 0		0- 0		NEUTRAL		0- 0		0- 0		0- 0							
RPI	S	Opponent		Score	RPI	S	Opponent		Score	RPI	S	Opponent		Score					
										151	A	Temple		0 3					
										181	A	Syracuse		0 3					
										190	A	Hampton		2 3					
										202	A	Hofstra		0 3					
										202	N	Hofstra		0 3					
										224	N	Brown		1 3					
										234	H	Towson		2 3					
										242	H	Howard		1 3					
										269	A	Morgan St.		0 3					
										284	A	Coppin St.		0 3					
										288	A	Norfolk St.		0 3					
										308	A	UMES		1 3					
										308	H	UMES		2 3					
										316	H	Niagara		1 3					
										320	N	St. Francis Brooklyn		0 3					
										321	N	Chicago St.		0 3					
										328	N	Saint Peter's		3 1					
LAST 10 GAMES																			
										308	H	UMES		2 3	242	H	Howard		1 3
										190	A	Hampton		2 3	308	A	UMES		1 3
										288	A	Norfolk St.		0 3	316	H	Niagara		1 3
										284	A	Coppin St.		0 3	202	N	Hofstra		0 3
										269	A	Morgan St.		0 3	224	N	Brown		1 3

Non-Div. I Games:

Delaware St.

Average RPI Win:	322	WON-LOST RECORD	WINNING PCT. RANK	LAST 10 GAMES	STRENGTH OF SCHEDULE	OPP. STRENGTH OF SCHEDULE	TEAM RPI	ADJ RPI	CONF. RPI	ADJ CONF. RPI											
Average RPI Loss:	253																				
DIV. I ONLY		3- 22	.12 312	0- 10	319	317	327	.23099	328	28	28										
DIV. I NON-CONF.		2- 12	.14286 296	0- 2	325	324	330	.25812	330	29	29										
<hr/>																					
TOTALS	RPI 1-25	RPI 26-50		W-L RECORDS	RPI 51-100		RPI 101-150		RPI 150+												
3- 22	0- 0	0- 0		OVERALL	0- 0		0- 0		3- 22												
2- 7	0- 0	0- 0		HOME	0- 0		0- 0		2- 7												
0- 10	0- 0	0- 0		AWAY	0- 0		0- 0		0- 10												
1- 5	0- 0	0- 0		NEUTRAL	0- 0		0- 0		1- 5												
<hr/>																					
2- 12	0- 0	0- 0		NON-CONFERENCE	0- 0		0- 0		2- 12												
1- 1	0- 0	0- 0		HOME	0- 0		0- 0		1- 1												
0- 6	0- 0	0- 0		AWAY	0- 0		0- 0		0- 6												
1- 5	0- 0	0- 0		NEUTRAL	0- 0		0- 0		1- 5												
<hr/>																					
1- 10	0- 0	0- 0		CONFERENCE	0- 0		0- 0		1- 10												
1- 6	0- 0	0- 0		HOME	0- 0		0- 0		1- 6												
0- 4	0- 0	0- 0		AWAY	0- 0		0- 0		0- 4												
0- 0	0- 0	0- 0		NEUTRAL	0- 0		0- 0		0- 0												
<hr/>																					
RPI S	Opponent	Score	RPI S	Opponent	Score	RPI S	Opponent	Score	RPI S	Opponent	Score										
									171 A	Lehigh	0	3									
									171 A	Lehigh	0	3									
									181 A	Syracuse	0	3									
									191 A	Fairfield	0	3									
									205 N	Rhode Island	0	3									
									217 H	Marist	0	3									
									218 H	Siena	0	3									
									231 N	New Hampshire	0	3									
									244 A	Manhattan	0	3									
									244 H	Manhattan	0	3									
									247 A	Iona	0	3									
									247 H	Iona	0	3									
									278 H	Rider	1	3									
									281 A	Lafayette	0	3									
									282 H	Canisius	0	3									
									295 A	NJIT	0	3									
									295 H	NJIT	0	3									
									296 N	Wright St.	2	3									
									298 A	Providence	0	3									
									315 A	Quinnipiac	1	3									
									316 H	Niagara	3	2									
									LAST 10 GAMES									320 H	St. Francis Brooklyn	3	1
																		321 N	Chicago St.	0	3
																		327 N	Delaware St.	1	3
																		330 N	Fairleigh Dickinson	3	1
247 A	Iona	0	3																		
244 A	Manhattan	0	3																		
298 A	Providence	0	3																		
217 H	Marist	0	3																		
218 H	Siena	0	3																		
295 H	NJIT	0	3																		
315 A	Quinnipiac	1	3																		
191 A	Fairfield	0	3																		
247 H	Iona	0	3																		
278 H	Rider	1	3																		

Non-Div. I Games:

Saint Peter's

Average RPI Win: 327		WON-LOST	WINNING	LAST 10	STRENGTH OF		OPP. STRENGTH	TEAM	ADJ	CONF.	ADJ CONF.
Average RPI Loss: 237		RECORD	PCT. RANK	GAMES	SCHEDULE		OF SCHEDULE	RPI	RPI	RPI	RPI
DIV. I ONLY		3- 20	.13043	309	1- 8		330	322	328	.22949	329
DIV. I NON-CONF.		0- 10	0	317	0- 0		166	218	311	.33984	311
TOTALS		RPI 1-25	RPI 26-50		W-L RECORDS		RPI 51-100		RPI 101-150		RPI 150+
3- 20	0- 0	0- 0		OVERALL		0- 2		0- 2		3- 16	
1- 2	0- 0	0- 0		HOME		0- 0		0- 0		1- 2	
1- 10	0- 0	0- 0		AWAY		0- 1		0- 2		1- 7	
1- 8	0- 0	0- 0		NEUTRAL		0- 1		0- 0		1- 7	
0- 10	0- 0	0- 0		NON-CONFERENCE		0- 2		0- 2		0- 6	
0- 0	0- 0	0- 0		HOME		0- 0		0- 0		0- 0	
0- 4	0- 0	0- 0		AWAY		0- 1		0- 2		0- 1	
0- 6	0- 0	0- 0		NEUTRAL		0- 1		0- 0		0- 5	
3- 10	0- 0	0- 0		CONFERENCE		0- 0		0- 0		3- 10	
1- 2	0- 0	0- 0		HOME		0- 0		0- 0		1- 2	
1- 6	0- 0	0- 0		AWAY		0- 0		0- 0		1- 6	
1- 2	0- 0	0- 0		NEUTRAL		0- 0		0- 0		1- 2	
RPI S	Opponent	Score	RPI S	Opponent	Score	RPI S	Opponent	Score	RPI S	Opponent	Score
						68 A	TCU	0 3	128 A	SMU	0 3
						100 N	Ole Miss	0 3	150 A	Texas-Arlington	0 3
									184 N	Stephen F. Austin	0 3
									189 N	Houston	0 3
									196 N	Davidson	0 3
									200 N	Sam Houston St.	0 3
									240 A	Texas Southern	0 3
									240 H	Texas Southern	0 3
									279 A	Louisiana Tech	0 3
									279 N	Louisiana Tech	0 3
									291 N	Alabama St.	0 3
									311 A	Jackson St.	0 3
									312 A	Prairie View	0 3
									312 H	Prairie View	0 3
									312 N	Prairie View	0 3
									317 A	Southern U.	0 3
									317 A	Southern U.	0 3
									318 H	Ark.-Pine Bluff	3 0
									319 A	Mississippi Val.	1 3
									332 A	Alcorn	3 2
									332 N	Alcorn	3 0
LAST 10 GAMES											
						311 A	Jackson St.	0 3	291 N	Alabama St.	0 3
						317 A	Southern U.	0 3	312 N	Prairie View	0 3
						240 A	Texas Southern	0 3	317 A	Southern U.	0 3
						312 A	Prairie View	0 3	319 A	Mississippi Val.	1 3
						332 N	Alcorn	3 0	312 H	Prairie View	0 3

Non-Div. I Games: Wiley 1 3 Abilene Christian 0 3

Grambling

Average RPI Win: 295		WON-LOST	WINNING	LAST 10	STRENGTH OF		OPP. STRENGTH	TEAM	ADJ	CONF.	ADJ CONF.
Average RPI Loss: 266		RECORD	PCT. RANK	GAMES	SCHEDULE		OF SCHEDULE	RPI	RPI	RPI	RPI
DIV. I ONLY		1- 19	.05	325	1- 9		320	326	329	.22231	330
DIV. I NON-CONF.		1- 12	.07692	307	1- 2		311	327	331	.25281	331
TOTALS		RPI 1-25	RPI 26-50		W-L RECORDS		RPI 51-100		RPI 101-150		RPI 150+
1- 19	0- 0	0- 0		OVERALL		0- 0		0- 1		1- 18	
1- 4	0- 0	0- 0		HOME		0- 0		0- 0		1- 4	
0- 8	0- 0	0- 0		AWAY		0- 0		0- 1		0- 7	
0- 7	0- 0	0- 0		NEUTRAL		0- 0		0- 0		0- 7	
1- 12	0- 0	0- 0		NON-CONFERENCE		0- 0		0- 0		1- 12	
1- 1	0- 0	0- 0		HOME		0- 0		0- 0		1- 1	
0- 4	0- 0	0- 0		AWAY		0- 0		0- 0		0- 4	
0- 7	0- 0	0- 0		NEUTRAL		0- 0		0- 0		0- 7	
0- 7	0- 0	0- 0		CONFERENCE		0- 0		0- 1		0- 6	
0- 3	0- 0	0- 0		HOME		0- 0		0- 0		0- 3	
0- 4	0- 0	0- 0		AWAY		0- 0		0- 1		0- 3	
0- 0	0- 0	0- 0		NEUTRAL		0- 0		0- 0		0- 0	
RPI S	Opponent	Score	RPI S	Opponent	Score	RPI S	Opponent	Score	RPI S	Opponent	Score
									115 A	LIU Brooklyn	0 3
									171 A	Lehigh	0 3
									209 A	Central Conn. St.	0 3
									239 H	Sacred Heart	2 3
									241 N	Sacramento St.	0 3
									248 A	Bucknell	2 3
									248 N	Bucknell	0 3
									278 H	Rider	0 3
									278 N	Rider	0 3
									281 A	Lafayette	0 3
									281 N	Lafayette	0 3
									282 N	Canisius	0 3
									295 H	NJIT	3 2
									296 N	Wright St.	1 3
									306 A	Bryant	1 3
									307 H	Saint Francis (PA)	2 3
									310 H	Robert Morris	0 3
									320 A	St. Francis Brooklyn	1 3
									323 A	La Salle	0 3
									328 N	Saint Peter's	1 3
			LAST 10 GAMES								
			239 H	Sacred Heart	2 3	307 H	Saint Francis (PA)	2 3			
			115 A	LIU Brooklyn	0 3	310 H	Robert Morris	0 3			
			320 A	St. Francis Brooklyn	1 3	295 H	NJIT	3 2			
			306 A	Bryant	1 3	278 N	Rider	0 3			
			209 A	Central Conn. St.	0 3	282 N	Canisius	0 3			

Non-Div. I Games:

Fairleigh Dickinson

Average RPI Win: 0		WON-LOST RECORD		WINNING PCT. RANK		LAST 10 GAMES		STRENGTH OF SCHEDULE		OPP. STRENGTH OF SCHEDULE		TEAM RPI		ADJ RPI		CONF. RPI		ADJ CONF. RPI		
Average RPI Loss: 271																				
DIV. I ONLY		0- 24		0 328		0- 10		323		329		331		.18138 331		32		32		
DIV. I NON-CONF.		0- 18		0 317		0- 5		282		329		329		.23813 332		32		31		
TOTALS		RPI 1-25		RPI 26-50		W-L RECORDS		RPI 51-100		RPI 101-150		RPI 150+								
0- 24		0- 0		0- 0		OVERALL		0- 1		0- 0		0- 23								
0- 4		0- 0		0- 0		HOME		0- 0		0- 0		0- 4								
0- 12		0- 0		0- 0		AWAY		0- 0		0- 0		0- 12								
0- 8		0- 0		0- 0		NEUTRAL		0- 1		0- 0		0- 7								
0- 18		0- 0		0- 0		NON-CONFERENCE		0- 1		0- 0		0- 17								
0- 2		0- 0		0- 0		HOME		0- 0		0- 0		0- 2								
0- 9		0- 0		0- 0		AWAY		0- 0		0- 0		0- 9								
0- 7		0- 0		0- 0		NEUTRAL		0- 1		0- 0		0- 6								
0- 6		0- 0		0- 0		CONFERENCE		0- 0		0- 0		0- 6								
0- 2		0- 0		0- 0		HOME		0- 0		0- 0		0- 2								
0- 3		0- 0		0- 0		AWAY		0- 0		0- 0		0- 3								
0- 1		0- 0		0- 0		NEUTRAL		0- 0		0- 0		0- 1								
RPI S	Opponent	Score		RPI S	Opponent	Score		RPI S	Opponent	Score		RPI S	Opponent	Score						
								76 N	Tulane	0	3	185 A	Radford	0	3					
												185 A	Radford	0	3					
												221 H	Florida A&M	0	3					
												227 N	Jacksonville St.	0	3					
												230 A	East Carolina	0	3					
												250 A	Stetson	0	3					
												250 A	Stetson	0	3					
												261 A	Winthrop	0	3					
												287 N	Fordham	0	3					
												291 A	Alabama St.	0	3					
												291 H	Alabama St.	0	3					
												298 N	Providence	0	3					
												300 N	Tennessee Tech	0	3					
												301 A	Charleston So.	0	3					
												302 N	New Orleans	1	3					
												305 A	Citadel	0	3					
												305 H	Citadel	0	3					
												314 A	N.C. A&T	0	3					
												318 N	Ark.-Pine Bluff	0	3					
												322 A	South Carolina St.	0	3					
												324 H	Bethune-Cookman	0	3					
												324 N	Bethune-Cookman	0	3					
												325 A	N.C. Central	0	3					
LAST 10 GAMES																				
								291 H	Alabama St.	0	3	322 A	South Carolina St.	0	3					
								305 A	Citadel	0	3	324 H	Bethune-Cookman	0	3					
								314 A	N.C. A&T	0	3	221 H	Florida A&M	0	3					
								325 A	N.C. Central	0	3	305 H	Citadel	0	3					
								230 A	East Carolina	0	3	76 N	Tulane	0	3					

Non-Div. I Games:

Savannah St.

Average RPI Win: 0		WON-LOST	WINNING	LAST 10	STRENGTH OF		OPP. STRENGTH	TEAM	ADJ	CONF.	ADJ CONF.
Average RPI Loss: 283		RECORD	PCT. RANK	GAMES	SCHEDULE		OF SCHEDULE	RPI	RPI	RPI	RPI
DIV. I ONLY		0- 16	0 328	0- 9	332		332	332	.17105	332	33
DIV. I NON-CONF.		0- 6	0 317	0- 1	281		309	327	.2859	327	33
TOTALS		RPI 1-25	RPI 26-50	W-L RECORDS	RPI 51-100		RPI 101-150	RPI 150+			
0- 16	0- 0	0- 0	OVERALL	0- 0	0- 0	0- 0	0- 0	0- 16			
0- 5	0- 0	0- 0	HOME	0- 0	0- 0	0- 0	0- 0	0- 5			
0- 6	0- 0	0- 0	AWAY	0- 0	0- 0	0- 0	0- 0	0- 6			
0- 5	0- 0	0- 0	NEUTRAL	0- 0	0- 0	0- 0	0- 0	0- 5			
0- 6	0- 0	0- 0	NON-CONFERENCE	0- 0	0- 0	0- 0	0- 0	0- 6			
0- 1	0- 0	0- 0	HOME	0- 0	0- 0	0- 0	0- 0	0- 1			
0- 3	0- 0	0- 0	AWAY	0- 0	0- 0	0- 0	0- 0	0- 3			
0- 2	0- 0	0- 0	NEUTRAL	0- 0	0- 0	0- 0	0- 0	0- 2			
0- 10	0- 0	0- 0	CONFERENCE	0- 0	0- 0	0- 0	0- 0	0- 10			
0- 4	0- 0	0- 0	HOME	0- 0	0- 0	0- 0	0- 0	0- 4			
0- 3	0- 0	0- 0	AWAY	0- 0	0- 0	0- 0	0- 0	0- 3			
0- 3	0- 0	0- 0	NEUTRAL	0- 0	0- 0	0- 0	0- 0	0- 3			
RPI S	Opponent	Score	RPI S	Opponent	Score	RPI S	Opponent	Score	RPI S	Opponent	Score
									189 N	Houston	0 3
									194 A	La.-Lafayette	0 3
									194 H	La.-Lafayette	0 3
									273 A	McNeese St.	0 3
									280 H	Alabama A&M	0 3
									286 N	Nicholls St.	0 3
									291 H	Alabama St.	0 3
									291 N	Alabama St.	0 3
									302 A	New Orleans	0 3
									311 A	Jackson St.	1 3
									312 N	Prairie View	0 3
									317 A	Southern U.	0 3
									318 A	Ark.-Pine Bluff	0 3
									319 H	Mississippi Val.	0 3
									329 H	Grambling	2 3
									329 N	Grambling	0 3
LAST 10 GAMES											
						319 H	Mississippi Val.	0 3	291 N	Alabama St.	0 3
						302 A	New Orleans	0 3	311 A	Jackson St.	1 3
						329 N	Grambling	0 3	280 H	Alabama A&M	0 3
						312 N	Prairie View	0 3	291 H	Alabama St.	0 3
						317 A	Southern U.	0 3	318 A	Ark.-Pine Bluff	0 3

Non-Div. I Games: Dillard 0 3 Dillard 1 3

Alcorn