

Average RPI Win:		62	WON-LOST RECORD		WINNING PCT. RANK		LAST 10 GAMES		STRENGTH OF SCHEDULE		OPP. STRENGTH OF SCHEDULE		TEAM RPI		ADJ RPI		CONF. RPI		ADJ CONF. RPI				
DIV. I ONLY				28- 2	.93333	4	10- 0		5		5		2		.74675		1	2		2			
DIV. I NON-CONF.				9- 1	.9	22	0- 0		3		18		1		.73412		1	1		1			
TOTALS		RPI 1-25		RPI 26-50				W-L RECORDS				RPI 51-100				RPI 101-150				RPI 150+			
28- 2		9- 1		10- 1				OVERALL				2- 0				3- 0				4- 0			
14- 1		3- 0		5- 1				HOME				1- 0				2- 0				3- 0			
11- 1		4- 1		4- 0				AWAY				1- 0				1- 0				1- 0			
3- 0		2- 0		1- 0				NEUTRAL				0- 0				0- 0				0- 0			
9- 1		2- 1		3- 0				NON-CONFERENCE				0- 0				0- 0				4- 0			
5- 0		0- 0		2- 0				HOME				0- 0				0- 0				3- 0			
1- 1		0- 1		0- 0				AWAY				0- 0				0- 0				1- 0			
3- 0		2- 0		1- 0				NEUTRAL				0- 0				0- 0				0- 0			
19- 1		7- 0		7- 1				CONFERENCE				2- 0				3- 0				0- 0			
9- 1		3- 0		3- 1				HOME				1- 0				2- 0				0- 0			
10- 0		4- 0		4- 0				AWAY				1- 0				1- 0				0- 0			
0- 0		0- 0		0- 0				NEUTRAL				0- 0				0- 0				0- 0			
RPI	S	Opponent		Score		RPI	S	Opponent		Score		RPI	S	Opponent		Score		RPI	S	Opponent		Score	
2	A	Texas		2	3	27	A	Purdue		3	2	63	A	Northwestern		3	0	124	H	Iowa		3	0
3	N	Florida		3	0	27	H	Purdue		3	0	63	H	Northwestern		3	1	130	A	Indiana		3	0
8	N	Marquette		3	0	28	A	Michigan St.		3	0							130	H	Indiana		3	0
9	A	Nebraska		3	1	28	H	Michigan St.		2	3							162	A	FGCU		3	0
11	A	Minnesota		3	0	33	A	Michigan		3	1							167	H	Syracuse		3	0
11	H	Minnesota		3	2	33	H	Michigan		3	1							185	H	Eastern Ky.		3	0
15	A	Wisconsin		3	0	39	H	Yale		3	0							240	H	Albany (NY)		3	0
15	H	Wisconsin		3	0	42	H	Louisville		3	0												
20	A	Illinois		3	2	44	N	Central Ark.		3	0												
20	H	Illinois		3	1	50	A	Ohio St.		3	0												
						50	H	Ohio St.		3	0												
LAST 10 GAMES																							
		9 A Nebraska		3	1			15 A Wisconsin		3	0			130 H Indiana		3	0			27 H Purdue		3	0
		50 A Ohio St.		3	0			28 A Michigan St.		3	0			33 A Michigan		3	1			63 H Northwestern		3	1
		20 H Illinois		3	1			11 A Minnesota		3	0												

Non-Div. I Games:

Penn St.

Average RPI Win: 60		WON-LOST RECORD		WINNING PCT. RANK		LAST 10 GAMES		STRENGTH OF SCHEDULE		OPP. STRENGTH OF SCHEDULE		TEAM RPI		ADJ RPI		CONF. RPI		ADJ CONF. RPI	
DIV. I ONLY		23- 2		.92 6		10- 0		2		4		1		.74474 2		3		3	
DIV. I NON-CONF.		7- 2		.77778 48		0- 0		2		1		2		.73397 2		4		4	
TOTALS		RPI 1-25		RPI 26-50		W-L RECORDS		RPI 51-100		RPI 101-150		RPI 150+							
23- 2		11- 1		1- 1		OVERALL		8- 0		0- 0		3- 0							
11- 0		6- 0		0- 0		HOME		4- 0		0- 0		1- 0							
10- 1		4- 1		1- 0		AWAY		4- 0		0- 0		1- 0							
2- 1		1- 0		0- 1		NEUTRAL		0- 0		0- 0		1- 0							
7- 2		5- 1		1- 1		NON-CONFERENCE		0- 0		0- 0		1- 0							
3- 0		3- 0		0- 0		HOME		0- 0		0- 0		0- 0							
2- 1		1- 1		1- 0		AWAY		0- 0		0- 0		0- 0							
2- 1		1- 0		0- 1		NEUTRAL		0- 0		0- 0		1- 0							
16- 0		6- 0		0- 0		CONFERENCE		8- 0		0- 0		2- 0							
8- 0		3- 0		0- 0		HOME		4- 0		0- 0		1- 0							
8- 0		3- 0		0- 0		AWAY		4- 0		0- 0		1- 0							
0- 0		0- 0		0- 0		NEUTRAL		0- 0		0- 0		0- 0							
RPI S	Opponent		Score		RPI S	Opponent		Score		RPI S	Opponent		Score		RPI S	Opponent		Score	
1 H	Penn St.		3	2	30 A	LSU		3	0	56 A	Kansas St.		3	0	156 N	UTEP		3	0
6 H	Stanford		3	1	49 N	Arizona St.		0	3	56 H	Kansas St.		3	0	208 A	Texas Tech		3	0
9 H	Nebraska		3	2						74 A	West Virginia		3	0	208 H	Texas Tech		3	0
13 A	Kansas		3	1						74 H	West Virginia		3	0					
13 H	Kansas		3	1						90 A	TCU		3	0					
14 N	San Diego		3	2						90 H	TCU		3	1					
17 A	Hawaii		1	3						92 A	Baylor		3	1					
18 A	Oklahoma		3	1						92 H	Baylor		3	0					
18 H	Oklahoma		3	0															
20 A	Illinois		3	2															
23 A	Iowa St.		3	1															
23 H	Iowa St.		3	1															
					LAST 10 GAMES														
					92 H Baylor 3 0					13 H Kansas 3 1									
					23 A Iowa St. 3 1					18 A Oklahoma 3 1									
					56 H Kansas St. 3 0					90 H TCU 3 1									
					74 H West Virginia 3 0					56 A Kansas St. 3 0									
					208 A Texas Tech 3 0					74 A West Virginia 3 0									

Non-Div. I Games:

Texas

Average RPI Win:	78	WON-LOST RECORD	WINNING PCT. RANK	LAST 10 GAMES	STRENGTH OF SCHEDULE	OPP. STRENGTH OF SCHEDULE	TEAM RPI	ADJ RPI	CONF. RPI	ADJ CONF. RPI				
DIV. I ONLY		27- 3	.9	8	9- 1	3	16	3	.73107	3	4	4		
DIV. I NON-CONF.		11- 1	.91667	13	0- 0	5	17	3	.72621	3	3	3		
<hr/>														
TOTALS	RPI 1-25	RPI 26-50		W-L RECORDS		RPI 51-100		RPI 101-150		RPI 150+				
27- 3	6- 3	9- 0		OVERALL		4- 0		3- 0		5- 0				
15- 1	3- 1	4- 0		HOME		3- 0		1- 0		4- 0				
10- 1	2- 1	5- 0		AWAY		0- 0		2- 0		1- 0				
2- 1	1- 1	0- 0		NEUTRAL		1- 0		0- 0		0- 0				
11- 1	4- 1	1- 0		NON-CONFERENCE		3- 0		0- 0		3- 0				
7- 0	2- 0	0- 0		HOME		2- 0		0- 0		3- 0				
2- 0	1- 0	1- 0		AWAY		0- 0		0- 0		0- 0				
2- 1	1- 1	0- 0		NEUTRAL		1- 0		0- 0		0- 0				
16- 2	2- 2	8- 0		CONFERENCE		1- 0		3- 0		2- 0				
8- 1	1- 1	4- 0		HOME		1- 0		1- 0		1- 0				
8- 1	1- 1	4- 0		AWAY		0- 0		2- 0		1- 0				
0- 0	0- 0	0- 0		NEUTRAL		0- 0		0- 0		0- 0				
RPI	S	Opponent	Score		RPI	S	Opponent	Score		RPI	S	Opponent	Score	
1	N	Penn St.	0	3	30	A	LSU	3	1	62	H	Auburn	3	0
4	A	Missouri	1	3	30	H	LSU	3	0	77	N	Milwaukee	3	0
4	H	Missouri	0	3	31	A	Texas A&M	3	2	88	H	LIU Brooklyn	3	1
6	N	Stanford	3	1	31	H	Texas A&M	3	0	96	H	Western Mich.	3	1
8	A	Marquette	3	0	32	H	Georgia	3	0					
10	A	Kentucky	3	2	34	A	Alabama	3	0					
10	H	Kentucky	3	0	34	H	Alabama	3	0					
12	H	Duke	3	0	36	A	Arkansas	3	1					
19	H	Florida St.	3	0	46	A	UTSA	3	0					
					LAST 10 GAMES									
					10 A Kentucky					126 H South Carolina				
					30 H LSU					31 A Texas A&M				
					181 A Tennessee					30 A LSU				
					34 H Alabama					181 H Tennessee				
					4 H Missouri					62 H Auburn				

Non-Div. I Games:

Florida

Average RPI Win:	90	WON-LOST	WINNING	LAST 10	STRENGTH OF	OPP. STRENGTH	TEAM	ADJ	CONF.	ADJ CONF.	
Average RPI Loss:	0	RECORD	PCT. RANK	GAMES	SCHEDULE	OF SCHEDULE	RPI	RPI	RPI	RPI	
DIV. I ONLY		34- 0	1 1	10- 0	23	32	4	.71908	4	4	
DIV. I NON-CONF.		16- 0	1 1	0- 0	64	69	10	.67046	12	3	
<hr/>											
TOTALS	RPI 1-25	RPI 26-50		W-L RECORDS		RPI 51-100		RPI 101-150		RPI 150+	
34- 0	4- 0	8- 0		OVERALL		7- 0		8- 0		7- 0	
18- 0	2- 0	3- 0		HOME		3- 0		6- 0		4- 0	
12- 0	2- 0	5- 0		AWAY		1- 0		2- 0		2- 0	
4- 0	0- 0	0- 0		NEUTRAL		3- 0		0- 0		1- 0	
<hr/>											
16- 0	0- 0	1- 0		NON-CONFERENCE		5- 0		4- 0		6- 0	
9- 0	0- 0	0- 0		HOME		2- 0		3- 0		4- 0	
3- 0	0- 0	1- 0		AWAY		0- 0		1- 0		1- 0	
4- 0	0- 0	0- 0		NEUTRAL		3- 0		0- 0		1- 0	
<hr/>											
18- 0	4- 0	7- 0		CONFERENCE		2- 0		4- 0		1- 0	
9- 0	2- 0	3- 0		HOME		1- 0		3- 0		0- 0	
9- 0	2- 0	4- 0		AWAY		1- 0		1- 0		1- 0	
0- 0	0- 0	0- 0		NEUTRAL		0- 0		0- 0		0- 0	
<hr/>											
RPI S	Opponent	Score	RPI S	Opponent	Score	RPI S	Opponent	Score	RPI S	Opponent	Score
3 A	Florida	3 0	30 A	LSU	3 1	52 N	Colgate	3 0	102 H	Idaho St.	3 0
3 H	Florida	3 1	31 A	Texas A&M	3 0	58 N	North Carolina St.	3 0	109 H	Samford	3 0
10 A	Kentucky	3 0	32 H	Georgia	3 1	62 A	Auburn	3 0	113 H	Ole Miss	3 0
10 H	Kentucky	3 0	34 A	Alabama	3 1	62 H	Auburn	3 0	126 A	South Carolina	3 0
			34 H	Alabama	3 1	79 N	Seton Hall	3 0	126 H	South Carolina	3 0
			36 A	Arkansas	3 1	82 H	Pittsburgh	3 1	129 H	South Dakota	3 0
			36 H	Arkansas	3 0	84 H	Middle Tenn.	3 0	135 H	Mississippi St.	3 0
			39 A	Yale	3 1				149 A	Rice	3 0
									154 A	Fairfield	3 0
									168 H	Southeast Mo. St.	3 0
									170 H	Arkansas St.	3 0
									181 A	Tennessee	3 0
									204 N	Houston Baptist	3 0
									207 H	Austin Peay	3 0
									221 H	Towson	3 0
<hr/>											
LAST 10 GAMES											
			36 H	Arkansas	3 0	34 A	Alabama	3 1			
			10 A	Kentucky	3 0	62 A	Auburn	3 0			
			135 H	Mississippi St.	3 0	10 H	Kentucky	3 0			
			126 A	South Carolina	3 0	113 H	Ole Miss	3 0			
			3 A	Florida	3 0	31 A	Texas A&M	3 0			

Non-Div. I Games:

Missouri

Average RPI Win: 70		WON-LOST	WINNING	LAST 10	STRENGTH OF		OPP. STRENGTH	TEAM	ADJ	CONF.	ADJ CONF.
Average RPI Loss: 27		RECORD	PCT. RANK	GAMES	SCHEDULE		OF SCHEDULE	RPI	RPI	RPI	RPI
DIV. I ONLY		26- 2	.92857	5	17		7	5	.71648	5	1
DIV. I NON-CONF.		8- 0	1	1	104		74	18	.65267	21	2
TOTALS		RPI 1-25	RPI 26-50		W-L RECORDS		RPI 51-100		RPI 101-150		RPI 150+
26- 2		7- 1	10- 1		OVERALL		3- 0		2- 0		4- 0
13- 0		3- 0	6- 0		HOME		1- 0		1- 0		2- 0
11- 2		4- 1	4- 1		AWAY		2- 0		0- 0		1- 0
2- 0		0- 0	0- 0		NEUTRAL		0- 0		1- 0		1- 0
8- 0		1- 0	1- 0		NON-CONFERENCE		1- 0		1- 0		4- 0
3- 0		0- 0	1- 0		HOME		0- 0		0- 0		2- 0
3- 0		1- 0	0- 0		AWAY		1- 0		0- 0		1- 0
2- 0		0- 0	0- 0		NEUTRAL		0- 0		1- 0		1- 0
18- 2		6- 1	9- 1		CONFERENCE		2- 0		1- 0		0- 0
10- 0		3- 0	5- 0		HOME		1- 0		1- 0		0- 0
8- 2		3- 1	4- 1		AWAY		1- 0		0- 0		0- 0
0- 0		0- 0	0- 0		NEUTRAL		0- 0		0- 0		0- 0
RPI S	Opponent	Score	RPI S	Opponent	Score	RPI S	Opponent	Score	RPI S	Opponent	Score
6 A	Stanford	0 3	26 A	Utah	3 0	67 A	Washington St.	3 0	138 H	Oregon St.	3 1
6 H	Stanford	3 2	26 H	Utah	3 1	67 H	Washington St.	3 0	145 N	Boise St.	3 0
7 A	Southern California	3 1	38 A	California	3 2	83 A	Portland St.	3 0	152 N	Gonzaga	3 2
7 H	Southern California	3 1	38 H	California	3 0				173 A	Loyola Chicago	3 0
20 A	Illinois	3 1	41 H	Cal St. Northridge	3 1				215 H	Seattle	3 0
24 A	Arizona	3 0	47 A	UCLA	3 1				250 H	Coppin St.	3 0
24 H	Arizona	3 1	47 H	UCLA	3 0						
25 A	Oregon	3 1	48 A	Colorado	1 3						
			48 H	Colorado	3 0						
			49 A	Arizona St.	3 1						
			49 H	Arizona St.	3 0						
LAST 10 GAMES											
			67 H	Washington St.	3 0	47 H	UCLA	3 0			
			138 H	Oregon St.	3 1	24 A	Arizona	3 0			
			38 A	California	3 2	49 A	Arizona St.	3 1			
			6 A	Stanford	0 3	48 H	Colorado	3 0			
			7 H	Southern California	3 1	26 H	Utah	3 1			

Non-Div. I Games:

Washington

Average RPI Win:		67	WON-LOST RECORD		WINNING PCT. RANK		LAST 10 GAMES		STRENGTH OF SCHEDULE		OPP. STRENGTH OF SCHEDULE		TEAM RPI		ADJ RPI		CONF. RPI		ADJ CONF. RPI					
DIV. I ONLY			24- 5		.82759		21		9- 1		6		2		6		.70078		6		1		1	
DIV. I NON-CONF.			7- 2		.77778		48		0- 0		15		10		15		.66199		16		2		2	
TOTALS		RPI 1-25		RPI 26-50				W-L RECORDS				RPI 51-100				RPI 101-150				RPI 150+				
24- 5		4- 5		10- 0				OVERALL				5- 0				3- 0				2- 0				
12- 1		2- 1		5- 0				HOME				2- 0				2- 0				1- 0				
9- 3		2- 3		4- 0				AWAY				2- 0				1- 0				0- 0				
3- 1		0- 1		1- 0				NEUTRAL				1- 0				0- 0				1- 0				
7- 2		0- 2		1- 0				NON-CONFERENCE				3- 0				1- 0				2- 0				
3- 0		0- 0		0- 0				HOME				1- 0				1- 0				1- 0				
1- 1		0- 1		0- 0				AWAY				1- 0				0- 0				0- 0				
3- 1		0- 1		1- 0				NEUTRAL				1- 0				0- 0				1- 0				
17- 3		4- 3		9- 0				CONFERENCE				2- 0				2- 0				0- 0				
9- 1		2- 1		5- 0				HOME				1- 0				1- 0				0- 0				
8- 2		2- 2		4- 0				AWAY				1- 0				1- 0				0- 0				
0- 0		0- 0		0- 0				NEUTRAL				0- 0				0- 0				0- 0				
RPI	S	Opponent		Score		RPI	S	Opponent		Score		RPI	S	Opponent		Score		RPI	S	Opponent		Score		
2	A	Texas		1	3	26	A	Utah		3	0	54	H	St. Mary's (CA)		3	1	116	H	Pacific		3	0	
3	N	Florida		1	3	26	H	Utah		3	0	60	A	UC Santa Barbara		3	0	138	A	Oregon St.		3	0	
5	A	Washington		2	3	38	A	California		3	1	67	A	Washington St.		3	0	138	H	Oregon St.		3	0	
5	H	Washington		3	0	38	H	California		3	1	67	H	Washington St.		3	0	161	H	Cal Poly		3	0	
7	A	Southern California		0	3	39	N	Yale		3	0	99	N	Army		3	0	217	N	Air Force		3	0	
7	H	Southern California		2	3	47	A	UCLA		3	0													
24	A	Arizona		3	0	47	H	UCLA		3	1													
25	A	Oregon		3	1	48	A	Colorado		3	0													
25	H	Oregon		3	0	48	H	Colorado		3	0													
						49	H	Arizona St.		3	0													
LAST 10 GAMES																								
		38 H California		3	1	25	A	Oregon		3	1													
		24 A Arizona		3	0	26	A	Utah		3	0													
		67 H Washington St.		3	0	48	A	Colorado		3	0													
		5 H Washington		3	0	47	H	UCLA		3	1													
		138 A Oregon St.		3	0	7	H	Southern California		2	3													

Non-Div. I Games:

Stanford

Average RPI Win:	73	WON-LOST RECORD	WINNING PCT. RANK	LAST 10 GAMES	STRENGTH OF SCHEDULE	OPP. STRENGTH OF SCHEDULE	TEAM RPI	ADJ RPI	CONF. RPI	ADJ CONF. RPI				
DIV. I ONLY		26- 5	.83871	17	8- 2	12	9	7	.69455	7	1	1		
DIV. I NON-CONF.		10- 1	.90909	20	0- 0	35	36	13	.67027	13	2	2		
<hr/>														
TOTALS	RPI 1-25	RPI 26-50		W-L RECORDS		RPI 51-100		RPI 101-150		RPI 150+				
26- 5	6- 4	9- 0		OVERALL		5- 1		3- 0		3- 0				
11- 1	3- 1	4- 0		HOME		1- 0		2- 0		1- 0				
10- 4	3- 3	5- 0		AWAY		1- 1		1- 0		0- 0				
5- 0	0- 0	0- 0		NEUTRAL		3- 0		0- 0		2- 0				
<hr/>														
10- 1	1- 1	1- 0		NON-CONFERENCE		4- 0		1- 0		3- 0				
2- 0	0- 0	0- 0		HOME		0- 0		1- 0		1- 0				
3- 1	1- 1	1- 0		AWAY		1- 0		0- 0		0- 0				
5- 0	0- 0	0- 0		NEUTRAL		3- 0		0- 0		2- 0				
<hr/>														
16- 4	5- 3	8- 0		CONFERENCE		1- 1		2- 0		0- 0				
9- 1	3- 1	4- 0		HOME		1- 0		1- 0		0- 0				
7- 3	2- 2	4- 0		AWAY		0- 1		1- 0		0- 0				
0- 0	0- 0	0- 0		NEUTRAL		0- 0		0- 0		0- 0				
<hr/>														
RPI	S	Opponent	Score		RPI	S	Opponent	Score		RPI	S	Opponent	Score	
5	A	Washington	1	3	26	A	Utah	3	0	59	N	Western Ky.	3	0
5	H	Washington	1	3	27	A	Purdue	3	1	60	N	UC Santa Barbara	3	1
6	A	Stanford	3	2	38	A	California	3	1	67	A	Washington St.	2	3
6	H	Stanford	3	0	38	H	California	3	2	67	H	Washington St.	3	0
8	A	Marquette	3	0	47	A	UCLA	3	0	75	A	Northern Ill.	3	1
14	A	San Diego	1	3	47	H	UCLA	3	1	90	N	TCU	3	1
24	A	Arizona	0	3	48	H	Colorado	3	0					
24	H	Arizona	3	0	49	A	Arizona St.	3	0					
25	A	Oregon	3	0	49	H	Arizona St.	3	0					
25	H	Oregon	3	0										
					LAST 10 GAMES									
					48	H	Colorado	3	0	5	A	Washington	1	3
					47	A	UCLA	3	0	138	H	Oregon St.	3	0
					49	H	Arizona St.	3	0	25	H	Oregon	3	0
					24	H	Arizona	3	0	38	A	California	3	1
					67	A	Washington St.	2	3	6	A	Stanford	3	2

Non-Div. I Games:

Southern California

Average RPI Win:		100	WON-LOST RECORD		WINNING PCT. RANK	LAST 10 GAMES		STRENGTH OF SCHEDULE		OPP. STRENGTH OF SCHEDULE	TEAM RPI	ADJ RPI	CONF. RPI	ADJ CONF. RPI		
Average RPI Loss:		11	25- 5		.83333	18		10- 0		7	38	8	.68001	8	5	5
DIV. I ONLY			8- 4		.66667	86		0- 0		7	12	24	.64531	24	7	7
DIV. I NON-CONF.																
TOTALS		RPI 1-25	RPI 26-50		W-L RECORDS		RPI 51-100		RPI 101-150		RPI 150+					
25- 5		2- 4	4- 1		OVERALL		8- 0		5- 0		6- 0					
12- 2		1- 2	1- 0		HOME		5- 0		2- 0		3- 0					
11- 1		1- 1	1- 0		AWAY		3- 0		3- 0		3- 0					
2- 2		0- 1	2- 1		NEUTRAL		0- 0		0- 0		0- 0					
8- 4		0- 3	1- 1		NON-CONFERENCE		4- 0		1- 0		2- 0					
4- 2		0- 2	0- 0		HOME		3- 0		0- 0		1- 0					
3- 0		0- 0	0- 0		AWAY		1- 0		1- 0		1- 0					
1- 2		0- 1	1- 1		NEUTRAL		0- 0		0- 0		0- 0					
17- 1		2- 1	3- 0		CONFERENCE		4- 0		4- 0		4- 0					
8- 0		1- 0	1- 0		HOME		2- 0		2- 0		2- 0					
8- 1		1- 1	1- 0		AWAY		2- 0		2- 0		2- 0					
1- 0		0- 0	1- 0		NEUTRAL		0- 0		0- 0		0- 0					
RPI S	Opponent	Score		RPI S	Opponent	Score		RPI S	Opponent	Score		RPI S	Opponent	Score		
1 N	Penn St.	0	3	29 N	BYU	2	3	57 A	Xavier	3	1	128 A	St. John's (NY)	3	0	
3 H	Florida	0	3	43 A	Butler	3	1	57 H	Xavier	3	1	128 H	St. John's (NY)	3	0	
7 H	Southern California	0	3	43 H	Butler	3	1	77 H	Milwaukee	3	0	141 A	Villanova	3	1	
16 A	Creighton	0	3	43 N	Butler	3	1	79 A	Seton Hall	3	2	141 H	Villanova	3	0	
16 A	Creighton	3	1	44 N	Central Ark.	3	2	79 H	Seton Hall	3	0	148 A	Green Bay	3	0	
16 H	Creighton	3	0					85 A	Bowling Green	3	1	158 A	DePaul	3	2	
								90 H	TCU	3	1	158 H	DePaul	3	0	
								94 H	Illinois St.	3	2	162 A	FGCU	3	0	
												171 A	Georgetown	3	0	
												171 H	Georgetown	3	0	
												173 H	Loyola Chicago	3	0	
				LAST 10 GAMES												
				16 A	Creighton	3	1	79 A	Seton Hall	3	2					
				43 N	Butler	3	1	128 H	St. John's (NY)	3	0					
				43 H	Butler	3	1	79 H	Seton Hall	3	0					
				57 H	Xavier	3	1	57 A	Xavier	3	1					
				128 A	St. John's (NY)	3	0	43 A	Butler	3	1					

Non-Div. I Games:

Marquette

Average RPI Win:	75	WON-LOST	WINNING	LAST 10	STRENGTH OF	OPP. STRENGTH	TEAM	ADJ	CONF.	ADJ CONF.		
Average RPI Loss:	25	RECORD	PCT. RANK	GAMES	SCHEDULE	OF SCHEDULE	RPI	RPI	RPI	RPI		
DIV. I ONLY		23- 6	.7931	26	8- 2	28	3	12	.67548	9	2	2
DIV. I NON-CONF.		7- 2	.77778	48	0- 0	49	21	28	.63418	26	1	1
<hr/>												
TOTALS	RPI 1-25	RPI 26-50		W-L RECORDS		RPI 51-100		RPI 101-150		RPI 150+		
23- 6	7- 2	5- 3		OVERALL		3- 1		6- 0		2- 0		
13- 2	4- 1	3- 1		HOME		2- 0		4- 0		0- 0		
9- 3	3- 1	2- 2		AWAY		1- 0		2- 0		1- 0		
1- 1	0- 0	0- 0		NEUTRAL		0- 1		0- 0		1- 0		
<hr/>												
7- 2	1- 1	1- 0		NON-CONFERENCE		1- 1		2- 0		2- 0		
5- 0	1- 0	1- 0		HOME		1- 0		2- 0		0- 0		
1- 1	0- 1	0- 0		AWAY		0- 0		0- 0		1- 0		
1- 1	0- 0	0- 0		NEUTRAL		0- 1		0- 0		1- 0		
<hr/>												
16- 4	6- 1	4- 3		CONFERENCE		2- 0		4- 0		0- 0		
8- 2	3- 1	2- 1		HOME		1- 0		2- 0		0- 0		
8- 2	3- 0	2- 2		AWAY		1- 0		2- 0		0- 0		
0- 0	0- 0	0- 0		NEUTRAL		0- 0		0- 0		0- 0		
<hr/>												
RPI S	Opponent	Score		RPI S	Opponent	Score		RPI S	Opponent	Score		
1 H	Penn St.	1	3	27 A	Purdue	0	3	54 H	St. Mary's (CA)	3	1	
2 A	Texas	2	3	27 H	Purdue	1	3	62 N	Auburn	1	3	
11 A	Minnesota	3	2	28 A	Michigan St.	1	3	63 A	Northwestern	3	1	
11 H	Minnesota	3	0	28 H	Michigan St.	3	0	63 H	Northwestern	3	2	
15 A	Wisconsin	3	1	32 H	Georgia	3	0					
15 H	Wisconsin	3	2	33 A	Michigan	3	2					
20 A	Illinois	3	0	33 H	Michigan	3	1					
20 H	Illinois	3	0	50 A	Ohio St.	3	1					
23 H	Iowa St.	3	0									
<hr/>												
LAST 10 GAMES												
	1 H	Penn St.	1	3	28 H	Michigan St.	3	0				
	124 A	Iowa	3	0	11 A	Minnesota	3	2				
	130 A	Indiana	3	0	15 A	Wisconsin	3	1				
	27 A	Purdue	0	3	63 H	Northwestern	3	2				
	33 H	Michigan	3	1	20 H	Illinois	3	0				

Non-Div. I Games:

Nebraska

Average RPI Win:	104	WON-LOST RECORD	WINNING PCT. RANK	LAST 10 GAMES	STRENGTH OF SCHEDULE	OPP. STRENGTH OF SCHEDULE	TEAM RPI	ADJ RPI	CONF. RPI	ADJ CONF. RPI				
DIV. I ONLY		27- 6	.81818	23	8- 2	20	30	10	.66774	11	2	2		
DIV. I NON-CONF.		12- 1	.92308	10	0- 0	46	140	17	.65357	20	1	1		
<hr/>														
TOTALS	RPI 1-25	RPI 26-50		W-L RECORDS		RPI 51-100		RPI 101-150		RPI 150+				
27- 6	3- 6	9- 0		OVERALL		2- 0		6- 0		7- 0				
11- 2	2- 2	4- 0		HOME		2- 0		2- 0		1- 0				
10- 4	1- 4	4- 0		AWAY		0- 0		4- 0		1- 0				
6- 0	0- 0	1- 0		NEUTRAL		0- 0		0- 0		5- 0				
<hr/>														
12- 1	1- 1	1- 0		NON-CONFERENCE		1- 0		2- 0		7- 0				
3- 0	1- 0	0- 0		HOME		1- 0		0- 0		1- 0				
3- 1	0- 1	0- 0		AWAY		0- 0		2- 0		1- 0				
6- 0	0- 0	1- 0		NEUTRAL		0- 0		0- 0		5- 0				
<hr/>														
15- 5	2- 5	8- 0		CONFERENCE		1- 0		4- 0		0- 0				
8- 2	1- 2	4- 0		HOME		1- 0		2- 0		0- 0				
7- 3	1- 3	4- 0		AWAY		0- 0		2- 0		0- 0				
0- 0	0- 0	0- 0		NEUTRAL		0- 0		0- 0		0- 0				
<hr/>														
RPI	S	Opponent	Score		RPI	S	Opponent	Score		RPI	S	Opponent	Score	
1	A	Penn St.	2	3	27	A	Purdue	3	2	63	H	Northwestern	3	1
1	H	Penn St.	0	3	27	H	Purdue	3	0	64	H	Ball St.	3	0
9	A	Nebraska	0	3	28	A	Michigan St.	3	1					
9	H	Nebraska	2	3	28	H	Michigan St.	3	2					
10	A	Kentucky	2	3	33	A	Michigan	3	0					
12	H	Duke	3	0	33	H	Michigan	3	1					
15	A	Wisconsin	1	3	42	N	Louisville	3	0					
15	H	Wisconsin	3	1	50	A	Ohio St.	3	0					
20	A	Illinois	3	0	50	H	Ohio St.	3	0					
					LAST 10 GAMES									
					20	A	Illinois	3	0	50	H	Ohio St.	3	0
					15	H	Wisconsin	3	1	9	H	Nebraska	2	3
					28	A	Michigan St.	3	1	124	H	Iowa	3	0
					33	A	Michigan	3	0	130	A	Indiana	3	0
					1	H	Penn St.	0	3	27	A	Purdue	3	2

Non-Div. I Games:

Minnesota

Duke				Through Games Of Through Matches of Nov. 30, 2013											
Average RPI Win:	110	WON-LOST RECORD	WINNING PCT. RANK	LAST 10 GAMES	STRENGTH OF SCHEDULE	OPP. STRENGTH OF SCHEDULE	TEAM RPI	ADJ RPI	CONF. RPI	ADJ CONF. RPI					
Average RPI Loss:	23														
DIV. I ONLY		27- 4	.87097	12	9- 1	38	42	11	.65935	12	6	6			
DIV. I NON-CONF.		9- 2	.81818	37	0- 0	79	23	33	.62394	33	6	6			
<hr/>															
TOTALS		RPI 1-25		RPI 26-50		W-L RECORDS		RPI 51-100		RPI 101-150		RPI 150+			
27- 4		4- 3		0- 0		OVERALL		9- 1		7- 0		7- 0			
15- 0		3- 0		0- 0		HOME		5- 0		3- 0		4- 0			
8- 4		1- 3		0- 0		AWAY		2- 1		4- 0		1- 0			
4- 0		0- 0		0- 0		NEUTRAL		2- 0		0- 0		2- 0			
<hr/>															
9- 2		1- 2		0- 0		NON-CONFERENCE		3- 0		2- 0		3- 0			
5- 0		1- 0		0- 0		HOME		1- 0		2- 0		1- 0			
0- 2		0- 2		0- 0		AWAY		0- 0		0- 0		0- 0			
4- 0		0- 0		0- 0		NEUTRAL		2- 0		0- 0		2- 0			
<hr/>															
18- 2		3- 1		0- 0		CONFERENCE		6- 1		5- 0		4- 0			
10- 0		2- 0		0- 0		HOME		4- 0		1- 0		3- 0			
8- 2		1- 1		0- 0		AWAY		2- 1		4- 0		1- 0			
0- 0		0- 0		0- 0		NEUTRAL		0- 0		0- 0		0- 0			
<hr/>															
RPI S	Opponent	Score		RPI S	Opponent	Score		RPI S	Opponent	Score		RPI S	Opponent	Score	
3 A	Florida	0	3					51 A	Miami (FL)	3	0	101 A	Wake Forest	3	0
11 A	Minnesota	0	3					51 H	Miami (FL)	3	0	101 H	Wake Forest	3	0
19 A	Florida St.	0	3					58 A	North Carolina St.	1	3	110 A	Notre Dame	3	1
19 H	Florida St.	3	2					58 H	North Carolina St.	3	1	119 A	Clemson	3	1
20 H	Illinois	3	1					64 N	Ball St.	3	0	126 H	South Carolina	3	1
22 A	North Carolina	3	0					66 H	Virginia Tech	3	0	130 H	Indiana	3	0
22 H	North Carolina	3	2					72 H	Virginia	3	0	132 A	Maryland	3	0
								81 H	Utah St.	3	0	159 A	Georgia Tech	3	0
								82 A	Pittsburgh	3	1	159 H	Georgia Tech	3	1
								88 N	LIU Brooklyn	3	0	167 H	Syracuse	3	1
												189 H	Liberty	3	0
												231 H	Boston College	3	1
												244 N	Western Ill.	3	0
												297 N	New Orleans	3	0
<hr/>															
				LAST 10 GAMES											
				22 H	North Carolina	3	2	101 A	Wake Forest	3	0				
				58 H	North Carolina St.	3	1	82 A	Pittsburgh	3	1				
				19 A	Florida St.	0	3	132 A	Maryland	3	0				
				51 A	Miami (FL)	3	0	231 H	Boston College	3	1				
				159 H	Georgia Tech	3	1	167 H	Syracuse	3	1				

Non-Div. I Games:

Duke

Average RPI Win:	85	WON-LOST RECORD	WINNING PCT. RANK	LAST 10 GAMES	STRENGTH OF SCHEDULE	OPP. STRENGTH OF SCHEDULE	TEAM RPI	ADJ RPI	CONF. RPI	ADJ CONF. RPI					
DIV. I ONLY		23- 9	.71875	48	6- 4	14	11	17	.65326	15	2	2			
DIV. I NON-CONF.		11- 1	.91667	13	0- 0	27	35	6	.68195	6	1	1			
<hr/>															
TOTALS	RPI 1-25	RPI 26-50		W-L RECORDS		RPI 51-100		RPI 101-150		RPI 150+					
23- 9	1- 7	7- 2		OVERALL		8- 0		4- 0		3- 0					
8- 5	1- 4	3- 1		HOME		2- 0		2- 0		0- 0					
9- 4	0- 3	3- 1		AWAY		3- 0		2- 0		1- 0					
6- 0	0- 0	1- 0		NEUTRAL		3- 0		0- 0		2- 0					
11- 1	0- 1	1- 0		NON-CONFERENCE		7- 0		0- 0		3- 0					
2- 1	0- 1	0- 0		HOME		2- 0		0- 0		0- 0					
3- 0	0- 0	0- 0		AWAY		2- 0		0- 0		1- 0					
6- 0	0- 0	1- 0		NEUTRAL		3- 0		0- 0		2- 0					
12- 8	1- 6	6- 2		CONFERENCE		1- 0		4- 0		0- 0					
6- 4	1- 3	3- 1		HOME		0- 0		2- 0		0- 0					
6- 4	0- 3	3- 1		AWAY		1- 0		2- 0		0- 0					
0- 0	0- 0	0- 0		NEUTRAL		0- 0		0- 0		0- 0					
RPI	S	Opponent	Score	RPI	S	Opponent	Score	RPI	S	Opponent	Score	RPI	S	Opponent	Score
1	A	Penn St.	0 3	27	A	Purdue	2 3	52	N	Colgate	3 0	124	A	Iowa	3 1
1	H	Penn St.	0 3	27	H	Purdue	3 0	53	N	VCU	3 2	124	H	Iowa	3 0
9	A	Nebraska	2 3	28	A	Michigan St.	3 1	58	A	North Carolina St.	3 1	130	A	Indiana	3 1
9	H	Nebraska	1 3	28	H	Michigan St.	3 1	61	N	UNI	3 2	130	H	Indiana	3 1
11	A	Minnesota	1 3	33	A	Michigan	3 2	63	A	Northwestern	3 0	213	N	Delaware	3 0
11	H	Minnesota	3 1	33	H	Michigan	0 3	71	A	Pepperdine	3 1	223	N	Iona	3 0
13	H	Kansas	2 3	42	N	Louisville	3 0	77	H	Milwaukee	3 1	224	A	North Dakota St.	3 1
20	H	Illinois	1 3	50	A	Ohio St.	3 2	85	H	Bowling Green	3 0				
				50	H	Ohio St.	3 1								
				LAST 10 GAMES											
				63	A	Northwestern	3 0	1	H	Penn St.	0 3				
				11	A	Minnesota	1 3	124	H	Iowa	3 0				
				33	A	Michigan	3 2	9	H	Nebraska	1 3				
				28	A	Michigan St.	3 1	27	A	Purdue	2 3				
				50	H	Ohio St.	3 1	130	A	Indiana	3 1				

Non-Div. I Games:

Wisconsin

Average RPI Win:	98	WON-LOST	WINNING	LAST 10	STRENGTH OF	OPP. STRENGTH	TEAM	ADJ	CONF.	ADJ CONF.	
Average RPI Loss:	38	RECORD	PCT. RANK	GAMES	SCHEDULE	OF SCHEDULE	RPI	RPI	RPI	RPI	
DIV. I ONLY	23- 7	.76667	32	7- 3	22	34	18	.64665	18	3	3
DIV. I NON-CONF.	12- 2	.85714	28	0- 0	39	57	21	.65044	22	4	4
<hr/>											
TOTALS	RPI 1-25	RPI 26-50		W-L RECORDS	RPI 51-100		RPI 101-150		RPI 150+		
23- 7	2- 4	3- 0		OVERALL	14- 2		0- 1		4- 0		
10- 2	2- 1	1- 0		HOME	5- 1		0- 0		2- 0		
8- 4	0- 3	1- 0		AWAY	6- 1		0- 0		1- 0		
5- 1	0- 0	1- 0		NEUTRAL	3- 0		0- 1		1- 0		
<hr/>											
12- 2	0- 0	3- 0		NON-CONFERENCE	7- 1		0- 1		2- 0		
3- 1	0- 0	1- 0		HOME	1- 1		0- 0		1- 0		
4- 0	0- 0	1- 0		AWAY	3- 0		0- 0		0- 0		
5- 1	0- 0	1- 0		NEUTRAL	3- 0		0- 1		1- 0		
<hr/>											
11- 5	2- 4	0- 0		CONFERENCE	7- 1		0- 0		2- 0		
7- 1	2- 1	0- 0		HOME	4- 0		0- 0		1- 0		
4- 4	0- 3	0- 0		AWAY	3- 1		0- 0		1- 0		
0- 0	0- 0	0- 0		NEUTRAL	0- 0		0- 0		0- 0		
<hr/>											
RPI S	Opponent	Score		RPI S	Opponent	Score		RPI S	Opponent	Score	
2 A	Texas	0	3	29 N	BYU	3	2	51 H	Miami (FL)	0	3
2 H	Texas	1	3	36 H	Arkansas	3	0	56 A	Kansas St.	0	3
13 A	Kansas	0	3	37 A	Tulsa	3	2	56 H	Kansas St.	3	1
13 H	Kansas	3	1					63 N	Northwestern	3	1
23 A	Iowa St.	0	3					70 A	Missouri St.	3	0
23 H	Iowa St.	3	2					74 A	West Virginia	3	1
								74 H	West Virginia	3	0
								77 N	Milwaukee	3	0
								83 A	Portland St.	3	1
								84 N	Middle Tenn.	3	0
								88 H	LIU Brooklyn	3	1
								90 A	TCU	3	2
								90 H	TCU	3	0
								92 A	Baylor	3	0
								92 H	Baylor	3	0
								96 A	Western Mich.	3	0
<hr/>											
LAST 10 GAMES											
				13 H	Kansas	3	1	23 A	Iowa St.	0	3
				74 A	West Virginia	3	1	56 A	Kansas St.	0	3
				208 A	Texas Tech	3	1	2 H	Texas	1	3
				92 H	Baylor	3	0	74 H	West Virginia	3	0
				90 H	TCU	3	0	90 A	TCU	3	2

Non-Div. I Games:

Oklahoma

Average RPI Win:	96	WON-LOST RECORD	WINNING PCT. RANK	LAST 10 GAMES	STRENGTH OF SCHEDULE	OPP. STRENGTH OF SCHEDULE	TEAM RPI	ADJ RPI	CONF. RPI	ADJ CONF. RPI
DIV. I ONLY		24- 7	.77419 29	9- 1	31	35	20	.64424 19	6	6
DIV. I NON-CONF.		7- 4	.63636 105	0- 0	16	4	31	.63243 28	6	6
<hr/>										
TOTALS	RPI 1-25	RPI 26-50		W-L RECORDS	RPI 51-100		RPI 101-150		RPI 150+	
24- 7	3- 3	1- 2		OVERALL	8- 1		7- 0		5- 1	
12- 1	2- 0	0- 1		HOME	4- 0		4- 0		2- 0	
9- 5	0- 2	0- 1		AWAY	4- 1		3- 0		2- 1	
3- 1	1- 1	1- 0		NEUTRAL	0- 0		0- 0		1- 0	
<hr/>										
7- 4	1- 2	1- 2		NON-CONFERENCE	3- 0		0- 0		2- 0	
2- 1	0- 0	0- 1		HOME	1- 0		0- 0		1- 0	
2- 2	0- 1	0- 1		AWAY	2- 0		0- 0		0- 0	
3- 1	1- 1	1- 0		NEUTRAL	0- 0		0- 0		1- 0	
<hr/>										
17- 3	2- 1	0- 0		CONFERENCE	5- 1		7- 0		3- 1	
10- 0	2- 0	0- 0		HOME	3- 0		4- 0		1- 0	
7- 3	0- 1	0- 0		AWAY	2- 1		3- 0		2- 1	
0- 0	0- 0	0- 0		NEUTRAL	0- 0		0- 0		0- 0	
<hr/>										
RPI S	Opponent	Score		RPI S	Opponent	Score		RPI S	Opponent	Score
3 A	Florida	0	3	31 A	Texas A&M	0	3	51 A	Miami (FL)	3 1
10 N	Kentucky	3	0	33 N	Michigan	3	2	51 H	Miami (FL)	3 1
12 A	Duke	2	3	50 H	Ohio St.	1	3	58 H	North Carolina St.	3 0
12 H	Duke	3	0					59 H	Western Ky.	3 1
20 N	Illinois	0	3					62 A	Auburn	3 2
22 H	North Carolina	3	2					66 A	Virginia Tech	1 3
								72 A	Virginia	3 1
								80 A	Long Beach St.	3 2
								82 H	Pittsburgh	3 0
										101 A Wake Forest 3 1
										101 H Wake Forest 3 0
										110 A Notre Dame 3 0
										110 H Notre Dame 3 0
										119 A Clemson 3 2
										119 H Clemson 3 0
										132 H Maryland 3 0
										159 A Georgia Tech 1 3
										159 H Georgia Tech 3 0
										162 H FGCU 3 0
										167 A Syracuse 3 1
										211 N Siena 3 0
										231 A Boston College 3 0
<hr/>										
LAST 10 GAMES										
159 H Georgia Tech 3 0				51 A Miami (FL) 3 1						
119 H Clemson 3 0				66 A Virginia Tech 1 3						
12 H Duke 3 0				72 A Virginia 3 1						
101 H Wake Forest 3 0				58 H North Carolina St. 3 0						
110 H Notre Dame 3 0				22 H North Carolina 3 2						

Non-Div. I Games:

Florida St.

Average RPI Win: 57		WON-LOST RECORD		WINNING PCT. RANK		LAST 10 GAMES		STRENGTH OF SCHEDULE		OPP. STRENGTH OF SCHEDULE		TEAM RPI		ADJ RPI		CONF. RPI		ADJ CONF. RPI	
DIV. I ONLY		16- 14		.53333 145		7- 3		1		1		22		.64193 20		2		2	
DIV. I NON-CONF.		4- 6		.4 220		0- 0		1		2		22		.65628 17		1		1	
TOTALS		RPI 1-25		RPI 26-50		W-L RECORDS		RPI 51-100		RPI 101-150		RPI 150+							
16- 14		4- 10		7- 2		OVERALL		1- 2		4- 0		0- 0							
8- 5		0- 5		5- 0		HOME		1- 0		2- 0		0- 0							
6- 8		2- 4		2- 2		AWAY		0- 2		2- 0		0- 0							
2- 1		2- 1		0- 0		NEUTRAL		0- 0		0- 0		0- 0							
4- 6		3- 5		1- 0		NON-CONFERENCE		0- 1		0- 0		0- 0							
1- 2		0- 2		1- 0		HOME		0- 0		0- 0		0- 0							
1- 3		1- 2		0- 0		AWAY		0- 1		0- 0		0- 0							
2- 1		2- 1		0- 0		NEUTRAL		0- 0		0- 0		0- 0							
12- 8		1- 5		6- 2		CONFERENCE		1- 1		4- 0		0- 0							
7- 3		0- 3		4- 0		HOME		1- 0		2- 0		0- 0							
5- 5		1- 2		2- 2		AWAY		0- 1		2- 0		0- 0							
0- 0		0- 0		0- 0		NEUTRAL		0- 0		0- 0		0- 0							
RPI S	Opponent		Score		RPI S	Opponent		Score		RPI S	Opponent		Score		RPI S	Opponent		Score	
1 A	Penn St.		1	3	27 A	Purdue		1	3	63 A	Northwestern		2	3	124 A	Iowa		3	0
1 H	Penn St.		2	3	27 H	Purdue		3	0	63 H	Northwestern		3	0	124 H	Iowa		3	0
2 H	Texas		2	3	28 A	Michigan St.		0	3	80 A	Long Beach St.		1	3	130 A	Indiana		3	0
5 H	Washington		1	3	28 H	Michigan St.		3	1						130 H	Indiana		3	0
9 A	Nebraska		0	3	33 A	Michigan		3	2										
9 H	Nebraska		0	3	33 H	Michigan		3	2										
10 N	Kentucky		3	2	49 H	Arizona St.		3	2										
11 H	Minnesota		0	3	50 A	Ohio St.		3	1										
12 A	Duke		1	3	50 H	Ohio St.		3	1										
14 N	San Diego		1	3															
15 A	Wisconsin		3	1															
19 N	Florida St.		3	0															
22 A	North Carolina		0	3															
23 A	Iowa St.		3	0															
					LAST 10 GAMES														
					11 H Minnesota					0	3	130 H Indiana					3	0	
					63 H Northwestern					3	0	28 H Michigan St.					3	1	
					1 A Penn St.					1	3	33 H Michigan					3	2	
					50 A Ohio St.					3	1	124 A Iowa					3	0	
					27 H Purdue					3	0	9 A Nebraska					0	3	

Non-Div. I Games:

Illinois

Average RPI Win: 134		WON-LOST	WINNING	LAST 10	STRENGTH OF		OPP. STRENGTH	TEAM	ADJ	CONF.	ADJ CONF.
Average RPI Loss: 87		RECORD	PCT. RANK	GAMES	SCHEDULE		OF SCHEDULE	RPI	RPI	RPI	RPI
DIV. I ONLY		28- 1	.96552	2	9- 1		126	83	19	.63746	21
DIV. I NON-CONF.		9- 0	1	1	0- 0		74	20	8	.67311	9
TOTALS		RPI 1-25	RPI 26-50		W-L RECORDS		RPI 51-100		RPI 101-150		RPI 150+
28- 1	0- 0		1- 0		OVERALL		12- 1		7- 0		8- 0
14- 1	0- 0		1- 0		HOME		5- 1		3- 0		5- 0
12- 0	0- 0		0- 0		AWAY		5- 0		4- 0		3- 0
2- 0	0- 0		0- 0		NEUTRAL		2- 0		0- 0		0- 0
9- 0	0- 0		1- 0		NON-CONFERENCE		5- 0		1- 0		2- 0
5- 0	0- 0		1- 0		HOME		2- 0		0- 0		2- 0
2- 0	0- 0		0- 0		AWAY		1- 0		1- 0		0- 0
2- 0	0- 0		0- 0		NEUTRAL		2- 0		0- 0		0- 0
19- 1	0- 0		0- 0		CONFERENCE		7- 1		6- 0		6- 0
9- 1	0- 0		0- 0		HOME		3- 1		3- 0		3- 0
10- 0	0- 0		0- 0		AWAY		4- 0		3- 0		3- 0
0- 0	0- 0		0- 0		NEUTRAL		0- 0		0- 0		0- 0
RPI S	Opponent	Score	RPI S	Opponent	Score	RPI S	Opponent	Score	RPI S	Opponent	Score
			31 H	Texas A&M	3 0	60 N	UC Santa Barbara	3 1	131 A	UNLV	3 2
						68 A	New Mexico	3 2	131 H	UNLV	3 0
						68 H	New Mexico	3 1	137 A	Wyoming	3 1
						70 H	Missouri St.	3 0	137 H	Wyoming	3 0
						71 A	Pepperdine	3 1	140 A	Denver	3 1
						72 N	Virginia	3 1	145 A	Boise St.	3 0
						81 A	Utah St.	3 2	145 H	Boise St.	3 0
						81 H	Utah St.	3 1	161 H	Cal Poly	3 0
						87 A	San Diego St.	3 1	182 H	Northern Colo.	3 0
						87 H	San Diego St.	2 3	217 A	Air Force	3 0
						92 H	Baylor	3 0	217 H	Air Force	3 0
						100 A	Fresno St.	3 0	239 A	San Jose St.	3 0
						100 H	Fresno St.	3 0	239 H	San Jose St.	3 0
									273 A	Nevada	3 1
									273 H	Nevada	3 0
LAST 10 GAMES			131 H	UNLV	3 0	68 H	New Mexico	3 1			
			87 H	San Diego St.	2 3	273 H	Nevada	3 0			
			100 A	Fresno St.	3 0	137 A	Wyoming	3 1			
			239 A	San Jose St.	3 0	81 A	Utah St.	3 2			
			217 H	Air Force	3 0	145 A	Boise St.	3 0			

Non-Div. I Games:

Colorado St.

Average RPI Win:		117	WON-LOST RECORD		WINNING PCT. RANK		LAST 10 GAMES		STRENGTH OF SCHEDULE		OPP. STRENGTH OF SCHEDULE		TEAM RPI		ADJ RPI		CONF. RPI		ADJ CONF. RPI	
DIV. I ONLY			27- 4		.87097 12		7- 3		84		41		21		.63514 22		6		6	
DIV. I NON-CONF.			10- 0		1 1		0- 0		182		29		27		.63339 27		6		6	
TOTALS		RPI 1-25		RPI 26-50		W-L RECORDS		RPI 51-100		RPI 101-150		RPI 150+								
27- 4		1- 3		1- 0		OVERALL		8- 1		11- 0		6- 0								
14- 1		1- 1		0- 0		HOME		4- 0		6- 0		3- 0								
9- 3		0- 2		1- 0		AWAY		4- 1		2- 0		2- 0								
4- 0		0- 0		0- 0		NEUTRAL		0- 0		3- 0		1- 0								
10- 0		1- 0		1- 0		NON-CONFERENCE		1- 0		4- 0		3- 0								
5- 0		1- 0		0- 0		HOME		0- 0		2- 0		2- 0								
2- 0		0- 0		1- 0		AWAY		1- 0		0- 0		0- 0								
3- 0		0- 0		0- 0		NEUTRAL		0- 0		2- 0		1- 0								
17- 4		0- 3		0- 0		CONFERENCE		7- 1		7- 0		3- 0								
9- 1		0- 1		0- 0		HOME		4- 0		4- 0		1- 0								
7- 3		0- 2		0- 0		AWAY		3- 1		2- 0		2- 0								
1- 0		0- 0		0- 0		NEUTRAL		0- 0		1- 0		0- 0								
RPI	S	Opponent		Score		RPI	S	Opponent		Score		RPI	S	Opponent		Score				
12	A	Duke		2 3		40	A	Ohio		3 2		51	A	Miami (FL)		2 3				
12	H	Duke		0 3								58	A	North Carolina St.		3 0				
19	A	Florida St.		2 3								58	H	North Carolina St.		3 0				
20	H	Illinois		3 0								66	A	Virginia Tech		3 2				
												66	H	Virginia Tech		3 0				
												72	A	Virginia		3 0				
												72	H	Virginia		3 1				
												82	H	Pittsburgh		3 1				
												84	A	Middle Tenn.		3 0				
														101 A Wake Forest		3 0				
														101 H Wake Forest		3 0				
														110 H Notre Dame		3 0				
														110 N Notre Dame		3 0				
														112 N Dayton		3 0				
														117 N San Francisco		3 1				
														119 H Clemson		3 1				
														130 H Indiana		3 1				
														132 A Maryland		3 2				
														132 H Maryland		3 2				
														150 H James Madison		3 0				
														151 H George Washington		3 0				
														159 H Georgia Tech		3 0				
														167 A Syracuse		3 0				
														231 A Boston College		3 0				
														240 H Albany (NY)		3 0				
														270 N Cincinnati		3 0				
LAST 10 GAMES																				

Non-Div. I Games:

North Carolina

Average RPI Win:		103	WON-LOST RECORD		WINNING PCT. RANK		LAST 10 GAMES		STRENGTH OF SCHEDULE		OPP. STRENGTH OF SCHEDULE		TEAM RPI		ADJ RPI		CONF. RPI		ADJ CONF. RPI		
DIV. I ONLY			18- 9		.66667 60		7- 3		16		23		23		.63054 23		3		3		
DIV. I NON-CONF.			7- 4		.63636 105		1- 0		32		27		47		.60445 46		4		4		
TOTALS		RPI 1-25		RPI 26-50		W-L RECORDS		RPI 51-100		RPI 101-150		RPI 150+									
18- 9		2- 7		1- 0		OVERALL		8- 2		4- 0		3- 0									
7- 4		1- 4		0- 0		HOME		4- 0		1- 0		1- 0									
8- 4		1- 3		0- 0		AWAY		4- 1		2- 0		1- 0									
3- 1		0- 0		1- 0		NEUTRAL		0- 1		1- 0		1- 0									
7- 4		0- 3		1- 0		NON-CONFERENCE		1- 1		4- 0		1- 0									
1- 2		0- 2		0- 0		HOME		0- 0		1- 0		0- 0									
3- 1		0- 1		0- 0		AWAY		1- 0		2- 0		0- 0									
3- 1		0- 0		1- 0		NEUTRAL		0- 1		1- 0		1- 0									
11- 5		2- 4		0- 0		CONFERENCE		7- 1		0- 0		2- 0									
6- 2		1- 2		0- 0		HOME		4- 0		0- 0		1- 0									
5- 3		1- 2		0- 0		AWAY		3- 1		0- 0		1- 0									
0- 0		0- 0		0- 0		NEUTRAL		0- 0		0- 0		0- 0									
RPI	S	Opponent		Score		RPI	S	Opponent		Score		RPI	S	Opponent		Score					
2	A	Texas		1 3		31	N	Texas A&M		3 1		54	N	St. Mary's (CA)		1 3		111	A	North Dakota	3 0
2	H	Texas		1 3								56	A	Kansas St.		0 3		112	N	Dayton	3 0
9	A	Nebraska		0 3								56	H	Kansas St.		3 0		124	A	Iowa	3 1
13	A	Kansas		3 2								61	A	UNI		3 2		129	H	South Dakota	3 0
13	H	Kansas		1 3								74	A	West Virginia		3 0		208	A	Texas Tech	3 0
14	H	San Diego		1 3								74	H	West Virginia		3 0		208	H	Texas Tech	3 2
18	A	Oklahoma		2 3								90	A	TCU		3 2		275	N	South Dakota St.	3 0
18	H	Oklahoma		3 0								90	H	TCU		3 0					
20	H	Illinois		0 3								92	A	Baylor		3 0					
												92	H	Baylor		3 0					
LAST 10 GAMES																					
		56 A Kansas St.		0 3				18 H Oklahoma		3 0				129 H South Dakota		3 0					
		2 H Texas		1 3				92 A Baylor		3 0				208 H Texas Tech		3 2					
		90 A TCU		3 2				90 H TCU		3 0											
		13 H Kansas		1 3																	
		74 A West Virginia		3 0																	

Non-Div. I Games:

Iowa St.

Average RPI Win:	102	WON-LOST RECORD	WINNING PCT. RANK	LAST 10 GAMES	STRENGTH OF SCHEDULE	OPP. STRENGTH OF SCHEDULE	TEAM RPI	ADJ RPI	CONF. RPI	ADJ CONF. RPI	
DIV. I ONLY		20- 12	.625 85	5- 5	11	24	24	.62807 24	1	1	
DIV. I NON-CONF.		10- 2	.83333 34	0- 0	22	113	20	.65513 18	2	2	
<hr/>											
TOTALS	RPI 1-25	RPI 26-50		W-L RECORDS	RPI 51-100		RPI 101-150		RPI 150+		
20- 12	2- 7	6- 5		OVERALL	5- 0		2- 0		5- 0		
16- 3	2- 3	6- 0		HOME	2- 0		1- 0		5- 0		
2- 9	0- 4	0- 5		AWAY	1- 0		1- 0		0- 0		
2- 0	0- 0	0- 0		NEUTRAL	2- 0		0- 0		0- 0		
10- 2	0- 2	2- 0		NON-CONFERENCE	3- 0		0- 0		5- 0		
8- 1	0- 1	2- 0		HOME	1- 0		0- 0		5- 0		
0- 1	0- 1	0- 0		AWAY	0- 0		0- 0		0- 0		
2- 0	0- 0	0- 0		NEUTRAL	2- 0		0- 0		0- 0		
10- 10	2- 5	4- 5		CONFERENCE	2- 0		2- 0		0- 0		
8- 2	2- 2	4- 0		HOME	1- 0		1- 0		0- 0		
2- 8	0- 3	0- 5		AWAY	1- 0		1- 0		0- 0		
0- 0	0- 0	0- 0		NEUTRAL	0- 0		0- 0		0- 0		
RPI S	Opponent	Score	RPI S	Opponent	Score	RPI S	Opponent	Score	RPI S	Opponent	Score
5 A	Washington	1 3	26 A	Utah	1 3	60 H	UC Santa Barbara	3 2	138 A	Oregon St.	3 0
5 H	Washington	0 3	26 H	Utah	3 0	63 N	Northwestern	3 1	138 H	Oregon St.	3 1
6 H	Stanford	0 3	38 A	California	0 3	67 A	Washington St.	3 2	165 H	Utah Valley	3 0
7 A	Southern California	0 3	43 H	Butler	3 0	67 H	Washington St.	3 0	185 H	Eastern Ky.	3 0
7 H	Southern California	3 0	44 H	Central Ark.	3 1	83 N	Portland St.	3 1	255 H	Loyola Maryland	3 0
13 H	Kansas	1 3	47 A	UCLA	0 3				258 H	Wofford	3 0
17 A	Hawaii	1 3	47 H	UCLA	3 0				263 H	Morgan St.	3 0
25 A	Oregon	2 3	48 A	Colorado	0 3						
25 H	Oregon	3 1	48 H	Colorado	3 0						
			49 A	Arizona St.	0 3						
			49 H	Arizona St.	3 1						
<hr/>											
LAST 10 GAMES											
49 H Arizona St.						3	1	26 H Utah	3	0	
6 H Stanford						0	3	5 H Washington	0	3	
47 A UCLA						0	3	67 H Washington St.	3	0	
7 A Southern California						0	3	138 A Oregon St.	3	0	
48 H Colorado						3	0	25 A Oregon	2	3	

Non-Div. I Games:

Arizona

Average RPI Win:		102	WON-LOST RECORD		WINNING PCT. RANK		LAST 10 GAMES		STRENGTH OF SCHEDULE		OPP. STRENGTH OF SCHEDULE		TEAM RPI		ADJ RPI		CONF. RPI		ADJ CONF. RPI			
DIV. I ONLY			19- 11	.63333	80	7- 3			24	19	26	.61837	25	1	1							
DIV. I NON-CONF.			7- 3	.7	75	0- 0			84	138	67	.5782	67	2	2							
TOTALS		RPI 1-25		RPI 26-50		W-L RECORDS		RPI 51-100		RPI 101-150		RPI 150+										
19- 11		1- 6		8- 5		OVERALL		3- 0		3- 0		4- 0										
10- 5		1- 3		4- 2		HOME		1- 0		1- 0		3- 0										
7- 6		0- 3		4- 3		AWAY		2- 0		1- 0		0- 0										
2- 0		0- 0		0- 0		NEUTRAL		0- 0		1- 0		1- 0										
7- 3		0- 0		0- 3		NON-CONFERENCE		2- 0		1- 0		4- 0										
4- 1		0- 0		0- 1		HOME		1- 0		0- 0		3- 0										
1- 2		0- 0		0- 2		AWAY		1- 0		0- 0		0- 0										
2- 0		0- 0		0- 0		NEUTRAL		0- 0		1- 0		1- 0										
12- 8		1- 6		8- 2		CONFERENCE		1- 0		2- 0		0- 0										
6- 4		1- 3		4- 1		HOME		0- 0		1- 0		0- 0										
6- 4		0- 3		4- 1		AWAY		1- 0		1- 0		0- 0										
0- 0		0- 0		0- 0		NEUTRAL		0- 0		0- 0		0- 0										
RPI	S	Opponent		Score		RPI	S	Opponent		Score		RPI	S	Opponent		Score						
5	H	Washington		1	3	26	A	Utah		3	1	67	A	Washington St.		3	0	134	N	Bakersfield	3	0
6	A	Stanford		0	3	26	H	Utah		3	0	83	H	Portland St.		3	0	138	A	Oregon St.	3	0
6	H	Stanford		1	3	28	A	Michigan St.		1	3	100	A	Fresno St.		3	0	138	H	Oregon St.	3	1
7	A	Southern California		0	3	33	A	Michigan		0	3							177	N	Belmont	3	0
7	H	Southern California		0	3	38	A	California		2	3							215	H	Seattle	3	0
24	A	Arizona		1	3	38	H	California		3	0							230	H	Eastern Wash.	3	0
24	H	Arizona		3	2	40	H	Ohio		0	3							312	H	Bryant	3	0
						47	A	UCLA		3	2											
						47	H	UCLA		3	1											
						48	A	Colorado		3	1											
						48	H	Colorado		3	0											
						49	A	Arizona St.		3	1											
						49	H	Arizona St.		1	3											
LAST 10 GAMES																						
						138	H	Oregon St.		3	1	6	H	Stanford		1	3					
						67	A	Washington St.		3	0	47	A	UCLA		3	2					
						48	A	Colorado		3	1	7	A	Southern California		0	3					
						26	A	Utah		3	1	24	H	Arizona		3	2					
						38	H	California		3	0	49	H	Arizona St.		1	3					

Non-Div. I Games:

Oregon

Average RPI Win:	100	WON-LOST	WINNING	LAST 10	STRENGTH OF	OPP. STRENGTH	TEAM	ADJ	CONF.	ADJ CONF.	
Average RPI Loss:	24	RECORD	PCT. RANK	GAMES	SCHEDULE	OF SCHEDULE	RPI	RPI	RPI	RPI	
DIV. I ONLY		20- 12	.625 85	3- 7	13	29	25	.61697 26	1	1	
DIV. I NON-CONF.		11- 1	.91667 13	0- 0	30	143	14	.66431 14	2	2	
<hr/>											
TOTALS	RPI 1-25	RPI 26-50		W-L RECORDS	RPI 51-100		RPI 101-150		RPI 150+		
20- 12	1- 8	5- 3		OVERALL	5- 1		6- 0		3- 0		
8- 6	1- 4	2- 2		HOME	3- 0		1- 0		1- 0		
7- 6	0- 4	3- 1		AWAY	1- 1		2- 0		1- 0		
5- 0	0- 0	0- 0		NEUTRAL	1- 0		3- 0		1- 0		
<hr/>											
11- 1	0- 0	0- 1		NON-CONFERENCE	4- 0		4- 0		3- 0		
3- 1	0- 0	0- 1		HOME	2- 0		0- 0		1- 0		
3- 0	0- 0	0- 0		AWAY	1- 0		1- 0		1- 0		
5- 0	0- 0	0- 0		NEUTRAL	1- 0		3- 0		1- 0		
<hr/>											
9- 11	1- 8	5- 2		CONFERENCE	1- 1		2- 0		0- 0		
5- 5	1- 4	2- 1		HOME	1- 0		1- 0		0- 0		
4- 6	0- 4	3- 1		AWAY	0- 1		1- 0		0- 0		
0- 0	0- 0	0- 0		NEUTRAL	0- 0		0- 0		0- 0		
<hr/>											
RPI S	Opponent	Score	RPI S	Opponent	Score	RPI S	Opponent	Score	RPI S	Opponent	Score
5 A	Washington	1 3	29 H	BYU	2 3	61 H	UNI	3 1	102 N	Idaho St.	3 1
5 H	Washington	0 3	38 A	California	3 1	67 A	Washington St.	0 3	104 N	Texas St.	3 1
6 A	Stanford	0 3	38 H	California	0 3	67 H	Washington St.	3 2	108 N	UC Irvine	3 1
6 H	Stanford	0 3	47 A	UCLA	3 1	81 H	Utah St.	3 2	120 A	North Texas	3 1
7 H	Southern California	0 3	48 A	Colorado	2 3	91 A	New Mexico St.	3 2	138 A	Oregon St.	3 1
24 A	Arizona	0 3	48 H	Colorado	3 2	98 N	Northwestern St.	3 0	138 H	Oregon St.	3 1
24 H	Arizona	3 1	49 A	Arizona St.	3 1				154 H	Fairfield	3 1
25 A	Oregon	0 3	49 H	Arizona St.	3 2				165 A	Utah Valley	3 1
25 H	Oregon	1 3							310 N	Prairie View	3 0
<hr/>											
LAST 10 GAMES											
47 A UCLA					3 1	24 A Arizona					0 3
48 A Colorado					2 3	6 H Stanford					0 3
138 H Oregon St.					3 1	38 H California					0 3
25 H Oregon					1 3	67 A Washington St.					0 3
49 A Arizona St.					3 1	5 A Washington					1 3

Non-Div. I Games:

Utah

Average RPI Win:		107	WON-LOST RECORD		WINNING PCT. RANK		LAST 10 GAMES		STRENGTH OF SCHEDULE		OPP. STRENGTH OF SCHEDULE		TEAM RPI		ADJ RPI		CONF. RPI		ADJ CONF. RPI	
DIV. I ONLY			20- 11		.64516 74		5- 5		33		13		36		.61535 27		2		2	
DIV. I NON-CONF.			9- 2		.81818 37		0- 0		114		90		46		.60144 48		1		1	
TOTALS		RPI 1-25		RPI 26-50		W-L RECORDS		RPI 51-100		RPI 101-150		RPI 150+								
20- 11		4- 7		3- 1		OVERALL		2- 3		6- 0		5- 0								
11- 5		3- 3		2- 0		HOME		0- 2		2- 0		4- 0								
6- 6		1- 4		1- 1		AWAY		0- 1		4- 0		0- 0								
3- 0		0- 0		0- 0		NEUTRAL		2- 0		0- 0		1- 0								
9- 2		0- 1		0- 0		NON-CONFERENCE		2- 1		2- 0		5- 0								
4- 2		0- 1		0- 0		HOME		0- 1		0- 0		4- 0								
2- 0		0- 0		0- 0		AWAY		0- 0		2- 0		0- 0								
3- 0		0- 0		0- 0		NEUTRAL		2- 0		0- 0		1- 0								
11- 9		4- 6		3- 1		CONFERENCE		0- 2		4- 0		0- 0								
7- 3		3- 2		2- 0		HOME		0- 1		2- 0		0- 0								
4- 6		1- 4		1- 1		AWAY		0- 1		2- 0		0- 0								
0- 0		0- 0		0- 0		NEUTRAL		0- 0		0- 0		0- 0								
RPI	S	Opponent		Score		RPI	S	Opponent		Score		RPI	S	Opponent		Score				
1	A	Penn St.		0 3		28	H	Michigan St.		3 2		59	H	Western Ky.		2 3				
1	H	Penn St.		2 3		33	A	Michigan		3 1		63	A	Northwestern		1 3				
7	H	Southern California		1 3		50	A	Ohio St.		1 3		63	H	Northwestern		2 3				
9	A	Nebraska		3 1		50	H	Ohio St.		3 0		82	N	Pittsburgh		3 2				
9	H	Nebraska		3 0								85	N	Bowling Green		3 0				
11	A	Minnesota		0 3																
11	H	Minnesota		2 3																
15	A	Wisconsin		0 3																
15	H	Wisconsin		3 2																
20	A	Illinois		0 3																
20	H	Illinois		3 1																
						LAST 10 GAMES														
						28 H Michigan St.						63 A Northwestern								
						130 A Indiana						50 A Ohio St.								
						124 H Iowa						1 A Penn St.								
						9 H Nebraska						15 H Wisconsin								
						20 A Illinois						11 H Minnesota								

Non-Div. I Games:

Purdue

Average RPI Win:		98	WON-LOST RECORD		WINNING PCT. RANK		LAST 10 GAMES		STRENGTH OF SCHEDULE		OPP. STRENGTH OF SCHEDULE		TEAM RPI	ADJ RPI		CONF. RPI	ADJ CONF. RPI						
DIV. I ONLY			21- 11		.65625		66		4- 6		37		10		35	.6141		28		2		2	
DIV. I NON-CONF.			11- 1		.91667		13		0- 0		168		63		39	.61228		38		1		1	
TOTALS		RPI 1-25		RPI 26-50				W-L RECORDS				RPI 51-100				RPI 101-150				RPI 150+			
21- 11		4- 7		4- 2				OVERALL				5- 0				5- 2				3- 0			
10- 5		3- 3		1- 1				HOME				2- 0				3- 1				2- 0			
8- 5		1- 4		3- 1				AWAY				2- 0				2- 0				0- 0			
3- 1		0- 0		0- 0				NEUTRAL				1- 0				0- 1				2- 0			
11- 1		1- 0		1- 0				NON-CONFERENCE				3- 0				3- 1				3- 0			
5- 0		1- 0		0- 0				HOME				1- 0				2- 0				1- 0			
3- 0		0- 0		1- 0				AWAY				1- 0				1- 0				0- 0			
3- 1		0- 0		0- 0				NEUTRAL				1- 0				0- 1				2- 0			
10- 10		3- 7		3- 2				CONFERENCE				2- 0				2- 1				0- 0			
5- 5		2- 3		1- 1				HOME				1- 0				1- 1				0- 0			
5- 5		1- 4		2- 1				AWAY				1- 0				1- 0				0- 0			
0- 0		0- 0		0- 0				NEUTRAL				0- 0				0- 0				0- 0			
RPI	S	Opponent		Score		RPI	S	Opponent		Score		RPI	S	Opponent		Score		RPI	S	Opponent		Score	
1	A	Penn St.		3	2	27	A	Purdue		2	3	63	A	Northwestern		3	1	116	N	Pacific		0	3
1	H	Penn St.		0	3	33	A	Michigan		3	0	63	H	Northwestern		3	0	124	A	Iowa		3	0
9	A	Nebraska		0	3	33	H	Michigan		1	3	66	A	Virginia Tech		3	2	124	H	Iowa		3	0
9	H	Nebraska		3	1	43	A	Butler		3	0	93	H	Duquesne		3	1	130	H	Indiana		2	3
11	A	Minnesota		2	3	50	A	Ohio St.		3	0	94	N	Illinois St.		3	0	133	H	Eastern Mich.		3	0
11	H	Minnesota		1	3	50	H	Ohio St.		3	0							138	H	Oregon St.		3	0
15	A	Wisconsin		1	3													144	A	IPFW		3	0
15	H	Wisconsin		1	3													221	N	Towson		3	0
20	A	Illinois		1	3													270	H	Cincinnati		3	0
20	H	Illinois		3	0													301	N	Saint Francis (PA)		3	0
25	H	Oregon		3	1																		
LAST 10 GAMES																							
27	A	Purdue		2	3	9	A	Nebraska		0	3												
33	A	Michigan		3	0	20	A	Illinois		1	3												
11	H	Minnesota		1	3	63	A	Northwestern		3	1												
15	H	Wisconsin		1	3	1	H	Penn St.		0	3												
124	A	Iowa		3	0	50	H	Ohio St.		3	0												

Non-Div. I Games:

Michigan St.

Average RPI Win:	120	WON-LOST RECORD	WINNING PCT. RANK	LAST 10 GAMES	STRENGTH OF SCHEDULE	OPP. STRENGTH OF SCHEDULE	TEAM RPI	ADJ RPI	CONF. RPI	ADJ CONF. RPI						
Average RPI Loss:	52	22- 6	.78571	28	7- 3	91	49	27	.61368	29	7	7				
DIV. I ONLY		7- 3	.7	75	0- 0	44	11	37	.61779	36	5	5				
DIV. I NON-CONF.																
<hr/>																
TOTALS	RPI 1-25	RPI 26-50		W-L RECORDS		RPI 51-100		RPI 101-150		RPI 150+						
22- 6	2- 3	1- 0		OVERALL		5- 2		8- 1		6- 0						
11- 0	1- 0	0- 0		HOME		2- 0		5- 0		3- 0						
9- 4	0- 1	1- 0		AWAY		2- 2		3- 1		3- 0						
2- 2	1- 2	0- 0		NEUTRAL		1- 0		0- 0		0- 0						
7- 3	1- 2	1- 0		NON-CONFERENCE		2- 1		1- 0		2- 0						
2- 0	0- 0	0- 0		HOME		0- 0		1- 0		1- 0						
3- 1	0- 0	1- 0		AWAY		1- 1		0- 0		1- 0						
2- 2	1- 2	0- 0		NEUTRAL		1- 0		0- 0		0- 0						
15- 3	1- 1	0- 0		CONFERENCE		3- 1		7- 1		4- 0						
9- 0	1- 0	0- 0		HOME		2- 0		4- 0		2- 0						
6- 3	0- 1	0- 0		AWAY		1- 1		3- 1		2- 0						
0- 0	0- 0	0- 0		NEUTRAL		0- 0		0- 0		0- 0						
<hr/>																
RPI	S	Opponent	Score		RPI	S	Opponent	Score		RPI	S	Opponent	Score			
8	N	Marquette	3	2	26	A	Utah	3	2	54	A	St. Mary's (CA)	2	3		
14	A	San Diego	2	3						54	H	St. Mary's (CA)	3	2		
14	H	San Diego	3	0						71	A	Pepperdine	3	1		
16	N	Creighton	1	3						71	H	Pepperdine	3	2		
18	N	Oklahoma	2	3						83	A	Portland St.	3	0		
										85	A	Bowling Green	2	3		
										100	N	Fresno St.	3	0		
												108	H	UC Irvine	3	0
												115	A	Loyola Marymount	3	2
												115	H	Loyola Marymount	3	0
												116	A	Pacific	3	1
												116	H	Pacific	3	0
												117	A	San Francisco	3	0
												117	H	San Francisco	3	0
												127	A	Santa Clara	1	3
												127	H	Santa Clara	3	1
												152	A	Gonzaga	3	0
												152	H	Gonzaga	3	0
												165	A	Utah Valley	3	1
												268	A	Portland	3	0
												268	H	Portland	3	0
												287	H	Montana St.	3	0
<hr/>																
LAST 10 GAMES																
14	A	San Diego	2	3	71	H	Pepperdine	3	2							
268	H	Portland	3	0	115	H	Loyola Marymount	3	0							
152	H	Gonzaga	3	0	54	A	St. Mary's (CA)	2	3							
127	A	Santa Clara	1	3	116	A	Pacific	3	1							
117	A	San Francisco	3	0	152	A	Gonzaga	3	0							

Non-Div. I Games:

BYU

Average RPI Win:		101	WON-LOST RECORD		WINNING PCT. RANK	LAST 10 GAMES	STRENGTH OF SCHEDULE		OPP. STRENGTH OF SCHEDULE	TEAM RPI	ADJ RPI	CONF. RPI	ADJ CONF. RPI
Average RPI Loss:		34											
DIV. I ONLY			18- 12		.6 105	4- 6	15		26	31	.61056 30	4	4
DIV. I NON-CONF.			10- 2		.83333 34	0- 0	34		44	23	.64587 23	3	3
TOTALS		RPI 1-25	RPI 26-50		W-L RECORDS		RPI 51-100		RPI 101-150		RPI 150+		
18- 12	0- 5		5- 3		OVERALL		3- 3		8- 1		2- 0		
7- 6	0- 3		3- 2		HOME		1- 1		3- 0		0- 0		
7- 6	0- 2		2- 1		AWAY		1- 2		2- 1		2- 0		
4- 0	0- 0		0- 0		NEUTRAL		1- 0		3- 0		0- 0		
10- 2	0- 1		1- 0		NON-CONFERENCE		3- 1		5- 0		1- 0		
3- 1	0- 1		1- 0		HOME		1- 0		1- 0		0- 0		
3- 1	0- 0		0- 0		AWAY		1- 1		1- 0		1- 0		
4- 0	0- 0		0- 0		NEUTRAL		1- 0		3- 0		0- 0		
8- 10	0- 4		4- 3		CONFERENCE		0- 2		3- 1		1- 0		
4- 5	0- 2		2- 2		HOME		0- 1		2- 0		0- 0		
4- 5	0- 2		2- 1		AWAY		0- 1		1- 1		1- 0		
0- 0	0- 0		0- 0		NEUTRAL		0- 0		0- 0		0- 0		
RPI S	Opponent	Score	RPI S	Opponent	Score	RPI S	Opponent	Score	RPI S	Opponent	Score		
2 H	Texas	0 3	31 A	Texas A&M	3 2	51 A	Miami (FL)	2 3	113 A	Ole Miss	2 3		
3 A	Florida	0 3	31 H	Texas A&M	0 3	51 A	Miami (FL)	3 2	113 H	Ole Miss	3 1		
3 H	Florida	1 3	32 A	Georgia	3 2	62 A	Auburn	1 3	120 N	North Texas	3 2		
4 H	Missouri	1 3	32 H	Georgia	2 3	62 H	Auburn	2 3	123 N	A&M-Corpus Christi	3 0		
10 A	Kentucky	2 3	34 A	Alabama	1 3	87 H	San Diego St.	3 2	125 N	UALR	3 0		
			34 H	Alabama	3 0	92 N	Baylor	3 2	126 A	South Carolina	3 0		
			36 H	Arkansas	3 2				135 H	Mississippi St.	3 0		
			46 H	UTSA	3 1				147 H	UC Davis	3 1		
									149 A	Rice	3 1		
									181 A	Tennessee	3 2		
									196 A	Houston	3 1		
LAST 10 GAMES													
			34 H	Alabama	3 0	62 H	Auburn	2 3					
			113 A	Ole Miss	2 3	31 H	Texas A&M	0 3					
			126 A	South Carolina	3 0	10 A	Kentucky	2 3					
			3 A	Florida	0 3	32 A	Georgia	3 2					
			181 A	Tennessee	3 2	3 H	Florida	1 3					

Non-Div. I Games:

LSU

Average RPI Win:		116	WON-LOST	WINNING	LAST 10	STRENGTH OF		OPP. STRENGTH	TEAM	ADJ	CONF.	ADJ CONF.
Average RPI Loss:		32	RECORD	PCT. RANK	GAMES	SCHEDULE		OF SCHEDULE	RPI	RPI	RPI	RPI
DIV. I ONLY		18- 11		.62069	89	7- 3		25	28	39	.60983	31
DIV. I NON-CONF.		8- 3		.72727	65	0- 0		55	62	44	.61161	40
TOTALS		RPI 1-25		RPI 26-50		W-L RECORDS		RPI 51-100		RPI 101-150		RPI 150+
18- 11		1- 6		5- 3		OVERALL		1- 1		6- 1		5- 0
8- 4		1- 2		2- 2		HOME		1- 0		2- 0		2- 0
7- 6		0- 3		3- 1		AWAY		0- 1		3- 1		1- 0
3- 1		0- 1		0- 0		NEUTRAL		0- 0		1- 0		2- 0
8- 3		1- 2		1- 1		NON-CONFERENCE		0- 0		2- 0		4- 0
2- 1		1- 0		0- 1		HOME		0- 0		0- 0		1- 0
3- 1		0- 1		1- 0		AWAY		0- 0		1- 0		1- 0
3- 1		0- 1		0- 0		NEUTRAL		0- 0		1- 0		2- 0
10- 8		0- 4		4- 2		CONFERENCE		1- 1		4- 1		1- 0
6- 3		0- 2		2- 1		HOME		1- 0		2- 0		1- 0
4- 5		0- 2		2- 1		AWAY		0- 1		2- 1		0- 0
0- 0		0- 0		0- 0		NEUTRAL		0- 0		0- 0		0- 0
RPI S	Opponent	Score	RPI S	Opponent	Score	RPI S	Opponent	Score	RPI S	Opponent	Score	
3 A	Florida	0 3	30 A	LSU	3 0	62 A	Auburn	1 3	111 A	North Dakota	3 1	
3 H	Florida	2 3	30 H	LSU	2 3	62 H	Auburn	3 0	113 A	Ole Miss	3 1	
4 H	Missouri	0 3	32 A	Georgia	3 2				115 N	Loyola Marymount	3 1	
10 A	Kentucky	0 3	32 H	Georgia	3 0				126 A	South Carolina	1 3	
19 H	Florida St.	3 0	33 H	Michigan	2 3				126 H	South Carolina	3 0	
21 A	Colorado St.	0 3	34 A	Alabama	0 3				135 A	Mississippi St.	3 0	
23 N	Iowa St.	1 3	36 H	Arkansas	3 1				135 H	Mississippi St.	3 0	
			46 A	UTSA	3 1				181 H	Tennessee	3 0	
									182 A	Northern Colo.	3 1	
									211 H	Siena	3 0	
									249 N	Lamar	3 0	
									275 N	South Dakota St.	3 0	
			LAST 10 GAMES									
			126 H	South Carolina	3 0	30 A	LSU	3 0				
			32 A	Georgia	3 2	113 A	Ole Miss	3 1				
			10 A	Kentucky	0 3	135 A	Mississippi St.	3 0				
			62 H	Auburn	3 0	3 H	Florida	2 3				
			181 H	Tennessee	3 0	4 H	Missouri	0 3				

Non-Div. I Games:

Texas A&M

Average RPI Win:	132	WON-LOST RECORD	WINNING PCT. RANK	LAST 10 GAMES	STRENGTH OF SCHEDULE	OPP. STRENGTH OF SCHEDULE	TEAM RPI	ADJ RPI	CONF. RPI	ADJ CONF. RPI	
Div. I ONLY		22- 9	.70968 49	7- 3	51	39	32	.60694 32	4	4	
Div. I NON-CONF.		11- 2	.84615 33	1- 0	59	103	26	.63135 30	3	3	
<hr/>											
TOTALS	RPI 1-25	RPI 26-50		W-L RECORDS	RPI 51-100		RPI 101-150		RPI 150+		
22- 9	1- 4	1- 5		OVERALL	4- 0		8- 0		8- 0		
13- 3	1- 0	0- 3		HOME	3- 0		4- 0		5- 0		
6- 6	0- 4	1- 2		AWAY	1- 0		3- 0		1- 0		
3- 0	0- 0	0- 0		NEUTRAL	0- 0		1- 0		2- 0		
<hr/>											
11- 2	0- 2	0- 0		NON-CONFERENCE	3- 0		2- 0		6- 0		
7- 0	0- 0	0- 0		HOME	2- 0		1- 0		4- 0		
1- 2	0- 2	0- 0		AWAY	1- 0		0- 0		0- 0		
3- 0	0- 0	0- 0		NEUTRAL	0- 0		1- 0		2- 0		
<hr/>											
11- 7	1- 2	1- 5		CONFERENCE	1- 0		6- 0		2- 0		
6- 3	1- 0	0- 3		HOME	1- 0		3- 0		1- 0		
5- 4	0- 2	1- 2		AWAY	0- 0		3- 0		1- 0		
0- 0	0- 0	0- 0		NEUTRAL	0- 0		0- 0		0- 0		
<hr/>											
RPI S	Opponent	Score	RPI S	Opponent	Score	RPI S	Opponent	Score	RPI S	Opponent	Score
3 A	Florida	0 3	30 A	LSU	3 2	62 H	Auburn	3 1	110 N	Notre Dame	3 1
4 A	Missouri	1 3	30 H	LSU	2 3	69 H	Lipscomb	3 0	113 A	Ole Miss	3 2
9 A	Nebraska	0 3	31 A	Texas A&M	0 3	73 A	Ga. Southern	3 0	113 H	Ole Miss	3 2
10 H	Kentucky	3 2	31 H	Texas A&M	2 3	90 H	TCU	3 0	121 H	Furman	3 0
13 A	Kansas	0 3	34 H	Alabama	1 3				126 A	South Carolina	3 0
			36 A	Arkansas	1 3				126 H	South Carolina	3 0
									135 A	Mississippi St.	3 1
									135 H	Mississippi St.	3 2
									166 H	UNC Greensboro	3 1
									178 N	Southern Miss.	3 0
									181 A	Tennessee	3 1
									181 H	Tennessee	3 0
									205 H	La.-Lafayette	3 0
									210 H	Kennesaw St.	3 0
									224 N	North Dakota St.	3 0
									254 H	North Florida	3 1
<hr/>											
			LAST 10 GAMES								
			210 H	Kennesaw St.	3 0	126 H	South Carolina	3 0			
			62 H	Auburn	3 1	30 H	LSU	2 3			
			31 H	Texas A&M	2 3	181 A	Tennessee	3 1			
			135 A	Mississippi St.	3 1	135 H	Mississippi St.	3 2			
			113 A	Ole Miss	3 2	34 H	Alabama	1 3			

Non-Div. I Games:

Georgia

Average RPI Win:		95	WON-LOST RECORD		WINNING PCT. RANK		LAST 10 GAMES		STRENGTH OF SCHEDULE		OPP. STRENGTH OF SCHEDULE		TEAM RPI		ADJ RPI		CONF. RPI		ADJ CONF. RPI				
DIV. I ONLY			18- 13		.58065		119		4- 6		19		6		43		.60691		33				
DIV. I NON-CONF.			10- 1		.90909		20		0- 0		63		32		19		.65377		19				
TOTALS		RPI 1-25		RPI 26-50				W-L RECORDS				RPI 51-100				RPI 101-150				RPI 150+			
18- 13		2- 10		4- 3				OVERALL				3- 0				7- 0				2- 0			
8- 7		1- 5		2- 2				HOME				1- 0				4- 0				0- 0			
7- 5		1- 4		2- 1				AWAY				2- 0				2- 0				0- 0			
3- 1		0- 1		0- 0				NEUTRAL				0- 0				1- 0				2- 0			
10- 1		1- 1		2- 0				NON-CONFERENCE				1- 0				4- 0				2- 0			
5- 0		1- 0		1- 0				HOME				0- 0				3- 0				0- 0			
2- 0		0- 0		1- 0				AWAY				1- 0				0- 0				0- 0			
3- 1		0- 1		0- 0				NEUTRAL				0- 0				1- 0				2- 0			
8- 12		1- 9		2- 3				CONFERENCE				2- 0				3- 0				0- 0			
3- 7		0- 5		1- 2				HOME				1- 0				1- 0				0- 0			
5- 5		1- 4		1- 1				AWAY				1- 0				2- 0				0- 0			
0- 0		0- 0		0- 0				NEUTRAL				0- 0				0- 0				0- 0			
RPI	S	Opponent		Score		RPI	S	Opponent		Score		RPI	S	Opponent		Score		RPI	S	Opponent		Score	
1	A	Penn St.		1	3	27	H	Purdue		1	3	57	A	Xavier		3	0	119	N	Clemson		3	0
1	H	Penn St.		1	3	28	A	Michigan St.		3	1	63	A	Northwestern		3	1	122	H	Marshall		3	0
9	A	Nebraska		1	3	28	H	Michigan St.		0	3	63	H	Northwestern		3	1	124	A	Iowa		3	0
9	H	Nebraska		2	3	31	A	Texas A&M		3	2							124	H	Iowa		3	1
11	A	Minnesota		1	3	40	H	Ohio		3	2							130	A	Indiana		3	1
11	H	Minnesota		0	3	50	A	Ohio St.		1	3							132	H	Maryland		3	0
15	A	Wisconsin		3	0	50	H	Ohio St.		3	2							138	H	Oregon St.		3	1
15	H	Wisconsin		2	3													211	N	Siena		3	0
19	N	Florida St.		2	3													233	N	Northern Ky.		3	0
20	A	Illinois		2	3																		
20	H	Illinois		2	3																		
25	H	Oregon		3	0																		
LAST 10 GAMES																							
						130	A	Indiana		3	1	124	A	Iowa		3	0						
						28	H	Michigan St.		0	3	63	A	Northwestern		3	1						
						15	H	Wisconsin		2	3	20	A	Illinois		2	3						
						11	H	Minnesota		0	3	50	H	Ohio St.		3	2						
						9	A	Nebraska		1	3	1	H	Penn St.		1	3						

Non-Div. I Games:

Michigan

Average RPI Win: 138		WON-LOST	WINNING	LAST 10	STRENGTH OF		OPP. STRENGTH	TEAM	ADJ	CONF.	ADJ CONF.	
Average RPI Loss: 37		RECORD	PCT. RANK	GAMES	SCHEDULE		OF SCHEDULE	RPI	RPI	RPI	RPI	
DIV. I ONLY		24-9	.72727	46	52		45	29	.60594	34	4	4
DIV. I NON-CONF.		13-2	.86667	27	190		165	66	.57377	70	3	3
TOTALS		RPI 1-25	RPI 26-50		W-L RECORDS		RPI 51-100		RPI 101-150		RPI 150+	
24-9	0-6	5-1		OVERALL		3-1		7-0		9-1		
11-3	0-3	3-0		HOME		0-0		2-0		6-0		
9-4	0-3	2-1		AWAY		2-0		4-0		1-0		
4-2	0-0	0-0		NEUTRAL		1-1		1-0		2-1		
13-2	0-0	0-0		NON-CONFERENCE		2-1		3-0		8-1		
5-0	0-0	0-0		HOME		0-0		0-0		5-0		
4-0	0-0	0-0		AWAY		1-0		2-0		1-0		
4-2	0-0	0-0		NEUTRAL		1-1		1-0		2-1		
11-7	0-6	5-1		CONFERENCE		1-0		4-0		1-0		
6-3	0-3	3-0		HOME		0-0		2-0		1-0		
5-4	0-3	2-1		AWAY		1-0		2-0		0-0		
0-0	0-0	0-0		NEUTRAL		0-0		0-0		0-0		
RPI S	Opponent	Score	RPI S	Opponent	Score	RPI S	Opponent	Score	RPI S	Opponent	Score	
3 A	Florida	0 3	30 A	LSU	0 3	62 A	Auburn	3 1	113 H	Ole Miss	3 0	
3 H	Florida	0 3	30 H	LSU	3 1	67 N	Washington St.	0 3	118 A	UAB	3 0	
4 A	Missouri	1 3	31 H	Texas A&M	3 0	79 N	Seton Hall	3 1	119 A	Clemson	3 2	
4 H	Missouri	1 3	32 A	Georgia	3 1	99 A	Army	3 1	126 A	South Carolina	3 0	
10 A	Kentucky	1 3	36 A	Arkansas	3 1				135 A	Mississippi St.	3 0	
10 H	Kentucky	1 3	36 H	Arkansas	3 1				135 H	Mississippi St.	3 1	
									146 N	UNC Wilmington	3 2	
									170 H	Arkansas St.	3 0	
									176 A	FIU	3 0	
									181 H	Tennessee	3 0	
									191 H	South Ala.	3 1	
									204 N	Houston Baptist	0 3	
									213 N	Delaware	3 1	
									218 N	Troy	3 1	
									278 H	Alabama St.	3 0	
									291 H	UT Martin	3 0	
									294 H	Nicholls St.	3 0	
LAST 10 GAMES												
			30 A	LSU	0 3	126 A	South Carolina	3 0				
			135 A	Mississippi St.	3 0	4 H	Missouri	1 3				
			181 H	Tennessee	3 0	36 H	Arkansas	3 1				
			113 H	Ole Miss	3 0	118 A	UAB	3 0				
			3 A	Florida	0 3	135 H	Mississippi St.	3 1				

Non-Div. I Games:

Alabama

Average RPI Win:	160	WON-LOST RECORD	WINNING PCT. RANK	LAST 10 GAMES		STRENGTH OF SCHEDULE	OPP. STRENGTH OF SCHEDULE	TEAM RPI	ADJ RPI	CONF. RPI	ADJ CONF. RPI				
DIV. I ONLY		28- 6	.82353	22	8- 2	107	92	33	.60544	35	12	13			
DIV. I NON-CONF.		11- 3	.78571	45	0- 0	81	41	40	.61215	39	11	12			
<hr/>															
TOTALS	RPI 1-25		RPI 26-50		W-L RECORDS		RPI 51-100		RPI 101-150		RPI 150+				
28- 6	0- 2		1- 1		OVERALL		9- 2		3- 1		15- 0				
12- 3	0- 2		1- 0		HOME		3- 1		3- 0		5- 0				
10- 2	0- 0		0- 0		AWAY		2- 1		0- 1		8- 0				
6- 1	0- 0		0- 1		NEUTRAL		4- 0		0- 0		2- 0				
11- 3	0- 2		1- 1		NON-CONFERENCE		4- 0		1- 0		5- 0				
2- 2	0- 2		1- 0		HOME		0- 0		1- 0		0- 0				
3- 0	0- 0		0- 0		AWAY		0- 0		0- 0		3- 0				
6- 1	0- 0		0- 1		NEUTRAL		4- 0		0- 0		2- 0				
17- 3	0- 0		0- 0		CONFERENCE		5- 2		2- 1		10- 0				
10- 1	0- 0		0- 0		HOME		3- 1		2- 0		5- 0				
7- 2	0- 0		0- 0		AWAY		2- 1		0- 1		5- 0				
0- 0	0- 0		0- 0		NEUTRAL		0- 0		0- 0		0- 0				
RPI	S	Opponent	Score	RPI	S	Opponent	Score	RPI	S	Opponent	Score	RPI	S	Opponent	Score
16	H	Creighton	2 3	42	H	Louisville	3 2	53	N	VCU	3 0	105	A	Southern Ill.	2 3
17	H	Hawaii	0 3	49	N	Arizona St.	0 3	61	A	UNI	3 1	105	H	Southern Ill.	3 0
								61	H	UNI	0 3	105	H	Southern Ill.	3 0
								70	A	Missouri St.	3 1	129	H	South Dakota	3 0
								70	H	Missouri St.	3 0	165	A	Utah Valley	3 0
								76	N	East Tenn. St.	3 0	173	A	Loyola Chicago	3 1
								81	N	Utah St.	3 2	173	H	Loyola Chicago	3 0
								94	A	Illinois St.	1 3	181	A	Tennessee	3 0
								94	H	Illinois St.	3 1	207	N	Austin Peay	3 0
								94	H	Illinois St.	3 2	222	A	Bradley	3 1
								100	N	Fresno St.	3 1	222	H	Bradley	3 0
												224	N	North Dakota St.	3 0
												241	A	Evansville	3 0
												241	H	Evansville	3 0
												243	A	Indiana St.	3 0
												243	H	Indiana St.	3 0
												268	A	Portland	3 0
												303	A	Drake	3 0
												303	H	Drake	3 0
													</		

Non-Div. I Games:

Wichita St.

Average RPI Win:	111	WON-LOST RECORD	WINNING PCT. RANK	LAST 10 GAMES	STRENGTH OF SCHEDULE	OPP. STRENGTH OF SCHEDULE	TEAM RPI	ADJ RPI	CONF. RPI	ADJ CONF. RPI					
DIV. I ONLY		16- 13	.55172	134	4- 6	9	31	44	.60539	36	4	4			
DIV. I NON-CONF.		7- 4	.63636	105	0- 0	11	43	29	.63239	29	3	3			
<hr/>															
TOTALS	RPI 1-25	RPI 26-50		W-L RECORDS		RPI 51-100		RPI 101-150		RPI 150+					
16- 13	1- 6	2- 4		OVERALL		3- 2		6- 1		4- 0					
9- 6	0- 4	1- 1		HOME		3- 1		3- 0		2- 0					
6- 6	1- 2	1- 3		AWAY		0- 1		3- 0		1- 0					
1- 1	0- 0	0- 0		NEUTRAL		0- 0		0- 1		1- 0					
<hr/>															
7- 4	1- 2	1- 0		NON-CONFERENCE		2- 1		0- 1		3- 0					
4- 2	0- 1	0- 0		HOME		2- 1		0- 0		2- 0					
2- 1	1- 1	1- 0		AWAY		0- 0		0- 0		0- 0					
1- 1	0- 0	0- 0		NEUTRAL		0- 0		0- 1		1- 0					
<hr/>															
9- 9	0- 4	1- 4		CONFERENCE		1- 1		6- 0		1- 0					
5- 4	0- 3	1- 1		HOME		1- 0		3- 0		0- 0					
4- 5	0- 1	0- 3		AWAY		0- 1		3- 0		1- 0					
0- 0	0- 0	0- 0		NEUTRAL		0- 0		0- 0		0- 0					
<hr/>															
RPI	S	Opponent	Score	RPI	S	Opponent	Score	RPI	S	Opponent	Score	RPI	S	Opponent	Score
3	H	Florida	1 <div>3</div>	30	A	LSU	2 <div>3</div>	56	H	Kansas St.	0 <div>3</div>	104	N	Texas St.	0 <div>3</div>
4	A	Missouri	0 <div>3</div>	31	A	Texas A&M	1 <div>3</div>	62	A	Auburn	1 <div>3</div>	113	A	Ole Miss	3 0
4	H	Missouri	1 <div>3</div>	32	H	Georgia	3 1	62	H	Auburn	3 1	113	H	Ole Miss	3 0
10	H	Kentucky	1 <div>3</div>	34	A	Alabama	1 <div>3</div>	68	H	New Mexico	3 2	126	A	South Carolina	3 2
13	A	Kansas	3 2	34	H	Alabama	1 <div>3</div>	98	H	Northwestern St.	3 0	126	H	South Carolina	3 0
13	H	Kansas	2 <div>3</div>	37	A	Tulsa	3 1					135	A	Mississippi St.	3 0
18	A	Oklahoma	0 <div>3</div>									135	H	Mississippi St.	3 0
												155	H	UMKC	3 0
												181	A	Tennessee	3 1
												182	N	Northern Colo.	3 0
												197	H	Saint Louis	3 0
<hr/>															
				LAST 10 GAMES											
				4 A Missouri 0 <div>3</div>								113 H Ole Miss 3 0			
				135 H Mississippi St. 3 0								10 H Kentucky 1 <div>3</div>			
				126 H South Carolina 3 0								30 A LSU 2 <div>3</div>			
				62 A Auburn 1 <div>3</div>								31 A Texas A&M 1 <div>3</div>			
				34 A Alabama 1 <div>3</div>								32 H Georgia 3 1			

Non-Div. I Games:

Arkansas

T
u
l
s
a

Tulsa				Through Games Of Through Matches of Nov. 30, 2013											
Average RPI Win: 149		WON-LOST RECORD	WINNING PCT. RANK	LAST 10 GAMES		STRENGTH OF SCHEDULE	OPP. STRENGTH OF SCHEDULE	TEAM RPI	ADJ RPI	CONF. RPI	ADJ CONF. RPI				
Average RPI Loss: 54															
DIV. I ONLY		24- 7	.77419	29	7- 3	63	100	30	.6045	37	11	11			
DIV. I NON-CONF.		11- 4	.73333	64	0- 0	56	52	41	.60843	42	12	11			
<hr/>															
TOTALS		RPI 1-25		RPI 26-50		W-L RECORDS		RPI 51-100		RPI 101-150		RPI 150+			
24- 7	0- 1			0- 2	OVERALL			7- 3			6- 1	11- 0			
9- 3	0- 1			0- 1	HOME			1- 1			4- 0	4- 0			
7- 3	0- 0			0- 1	AWAY			2- 1			1- 1	4- 0			
8- 1	0- 0			0- 0	NEUTRAL			4- 1			1- 0	3- 0			
<hr/>															
11- 4	0- 1			0- 1	NON-CONFERENCE			6- 1			2- 1	3- 0			
3- 2	0- 1			0- 1	HOME			1- 0			1- 0	1- 0			
1- 2	0- 0			0- 0	AWAY			1- 1			0- 1	0- 0			
7- 0	0- 0			0- 0	NEUTRAL			4- 0			1- 0	2- 0			
<hr/>															
13- 3	0- 0			0- 1	CONFERENCE			1- 2			4- 0	8- 0			
6- 1	0- 0			0- 0	HOME			0- 1			3- 0	3- 0			
6- 1	0- 0			0- 1	AWAY			1- 0			1- 0	4- 0			
1- 1	0- 0			0- 0	NEUTRAL			0- 1			0- 0	1- 0			
<hr/>															
RPI S	Opponent	Score		RPI S	Opponent	Score		RPI S	Opponent	Score		RPI S	Opponent	Score	
18 H	Oklahoma	2	3	36 H	Arkansas	1	3	51 N	Miami (FL)	3	0	104 H	Texas St.	3	1
				46 A	UTSA	0	3	55 H	Tulane	0	3	112 A	Dayton	1	3
								55 N	Tulane	1	3	118 A	UAB	3	2
								56 A	Kansas St.	1	3	120 H	North Texas	3	1
								70 N	Missouri St.	3	0	122 H	Marshall	3	1
								78 N	Northeastern	3	2	135 N	Mississippi St.	3	2
								84 A	Middle Tenn.	3	1	149 H	Rice	3	0
								88 N	LIU Brooklyn	3	2	156 A	UTEP	3	2
								92 A	Baylor	3	0	160 N	Texas-Arlington	3	0
								97 H	Oral Roberts	3	2	176 A	FIU	3	0
												176 N	FIU	3	2
												178 H	Southern Miss.	3	1
												182 H	Northern Colo.	3	1
												190 A	Fla. Atlantic	3	0
												232 H	East Carolina	3	1
												252 A	Charlotte	3	1
												279 H	Louisiana Tech	3	0
												293 N	Neb. Omaha	3	0
<hr/>															
				LAST 10 GAMES											
				55 N	Tulane	1	3	55 H	Tulane	0	3				
				176 N	FIU	3	2	84 A	Middle Tenn.	3	1				
				46 A	UTSA	0	3	178 H	Southern Miss.	3	1				
				156 A	UTEP	3	2	279 H	Louisiana Tech	3	0				
				122 H	Marshall	3	1	232 H	East Carolina	3	1				

T
u
l
s
a

Non-Div. I Games:

Tulsa

Average RPI Win:	94	WON-LOST RECORD	WINNING PCT. RANK	LAST 10 GAMES	STRENGTH OF SCHEDULE	OPP. STRENGTH OF SCHEDULE	TEAM RPI	ADJ RPI	CONF. RPI	ADJ CONF. RPI		
DIV. I ONLY		17- 12	.58621	117	4- 6	29	8	46	.60392	38	1	1
DIV. I NON-CONF.		7- 2	.77778	48	0- 0	153	65	64	.5797	65	2	2
<hr/>												
TOTALS	RPI 1-25	RPI 26-50		W-L RECORDS		RPI 51-100		RPI 101-150		RPI 150+		
17- 12	3- 7	5- 2		OVERALL		2- 2		4- 1		3- 0		
9- 6	2- 3	2- 1		HOME		1- 2		2- 0		2- 0		
6- 6	1- 4	3- 1		AWAY		1- 0		1- 1		0- 0		
2- 0	0- 0	0- 0		NEUTRAL		0- 0		1- 0		1- 0		
7- 2	1- 0	0- 0		NON-CONFERENCE		1- 1		2- 1		3- 0		
4- 1	0- 0	0- 0		HOME		1- 1		1- 0		2- 0		
1- 1	1- 0	0- 0		AWAY		0- 0		0- 1		0- 0		
2- 0	0- 0	0- 0		NEUTRAL		0- 0		1- 0		1- 0		
10- 10	2- 7	5- 2		CONFERENCE		1- 1		2- 0		0- 0		
5- 5	2- 3	2- 1		HOME		0- 1		1- 0		0- 0		
5- 5	0- 4	3- 1		AWAY		1- 0		1- 0		0- 0		
0- 0	0- 0	0- 0		NEUTRAL		0- 0		0- 0		0- 0		
RPI S	Opponent	Score	RPI S	Opponent	Score	RPI S	Opponent	Score	RPI S	Opponent	Score	
5 A	Washington	0 3	26 A	Utah	3 0	56 H	Kansas St.	2 3	127 H	Santa Clara	3 0	
5 H	Washington	2 3	26 H	Utah	1 3	67 A	Washington St.	3 1	136 N	South Fla.	3 0	
6 A	Stanford	1 3	47 A	UCLA	3 0	67 H	Washington St.	2 3	138 A	Oregon St.	3 1	
6 H	Stanford	1 3	47 H	UCLA	3 2	91 H	New Mexico St.	3 0	138 H	Oregon St.	3 2	
7 A	Southern California	2 3	48 A	Colorado	3 1				147 A	UC Davis	1 3	
7 H	Southern California	1 3	48 H	Colorado	3 0				161 H	Cal Poly	3 0	
16 A	Creighton	3 0	49 A	Arizona St.	1 3				182 N	Northern Colo.	3 0	
24 H	Arizona	3 0							273 H	Nevada	3 0	
25 A	Oregon	0 3										
25 H	Oregon	3 2										
			LAST 10 GAMES									
			6 A	Stanford	1 3	138 A	Oregon St.	3 1				
			49 A	Arizona St.	1 3	48 A	Colorado	3 1				
			67 H	Washington St.	2 3	26 A	Utah	3 0				
			5 H	Washington	2 3	47 H	UCLA	3 2				
			25 A	Oregon	0 3	7 H	Southern California	1 3				

Non-Div. I Games:

California

Average RPI Win:		202	WON-LOST RECORD		WINNING PCT. RANK		LAST 10 GAMES		STRENGTH OF SCHEDULE		OPP. STRENGTH OF SCHEDULE		TEAM RPI		ADJ RPI		CONF. RPI		ADJ CONF. RPI	
DIV. I ONLY			20- 4		.83333		18		9- 1		105		122		34		.60381		39	
DIV. I NON-CONF.			7- 3		.7		75		1- 0		28		19		32		.62483		32	
TOTALS		RPI 1-25		RPI 26-50		W-L RECORDS		RPI 51-100		RPI 101-150		RPI 150+								
20- 4		0- 3		0- 0		OVERALL		3- 0		0- 0		17- 1								
9- 1		0- 1		0- 0		HOME		2- 0		0- 0		7- 0								
7- 2		0- 0		0- 0		AWAY		0- 0		0- 0		7- 1								
4- 1		0- 1		0- 0		NEUTRAL		1- 0		0- 0		3- 0								
7- 3		0- 3		0- 0		NON-CONFERENCE		3- 0		0- 0		4- 0								
2- 1		0- 1		0- 0		HOME		2- 0		0- 0		0- 0								
1- 1		0- 1		0- 0		AWAY		0- 0		0- 0		1- 0								
4- 1		0- 1		0- 0		NEUTRAL		1- 0		0- 0		3- 0								
13- 1		0- 0		0- 0		CONFERENCE		0- 0		0- 0		13- 1								
7- 0		0- 0		0- 0		HOME		0- 0		0- 0		7- 0								
6- 1		0- 0		0- 0		AWAY		0- 0		0- 0		6- 1								
0- 0		0- 0		0- 0		NEUTRAL		0- 0		0- 0		0- 0								
RPI	S	Opponent		Score		RPI	S	Opponent		Score		RPI	S	Opponent		Score				
1	A	Penn St.		0	3					52	H	Colgate	3	0	164	A	Harvard	2	3	
4	H	Missouri		1	3					79	H	Seton Hall	3	2	164	H	Harvard	3	0	
6	N	Stanford		0	3					99	N	Army	3	1	169	A	Penn	3	0	
															169	H	Penn	3	1	
															185	N	Eastern Ky.	3	1	
															217	N	Air Force	3	0	
															220	A	Brown	3	0	
															220	H	Brown	3	0	
															227	A	Cornell	3	0	
															227	H	Cornell	3	0	
															238	A	Dartmouth	3	1	
															238	H	Dartmouth	3	0	
															240	N	Albany (NY)	3	0	
															246	A	Princeton	3	1	
															246	H	Princeton	3	1	
															262	A	Stony Brook	3	1	
															272	A	Columbia	3	1	
															272	H	Columbia	3	0	
LAST 10 GAMES																				
				262	A	Stony Brook	3	1	164	A	Harvard	2	3							
				169	A	Penn	3	0	238	A	Dartmouth	3	1							
				246	A	Princeton	3	1	220	A	Brown	3	0							
				227	H	Cornell	3	0	272	A	Columbia	3	1							
				272	H	Columbia	3	0	227	A	Cornell	3	0							

Non-Div. I Games:

Yale

[illegible]

Non-Div. I Games:

Ohio

Average RPI Win:	156	WON-LOST	WINNING	LAST 10	STRENGTH OF	OPP. STRENGTH	TEAM	ADJ	CONF.	ADJ CONF.	
Average RPI Loss:	34	RECORD	PCT. RANK	GAMES	SCHEDULE	OF SCHEDULE	RPI	RPI	RPI	RPI	
DIV. I ONLY	23- 6	.7931	26	8- 2	98	78	38	.60342	41	8	8
DIV. I NON-CONF.	10- 3	.76923	53	0- 0	69	76	42	.60798	43	8	8
<hr/>											
TOTALS	RPI 1-25	RPI 26-50		W-L RECORDS		RPI 51-100		RPI 101-150		RPI 150+	
23- 6	1- 3	0- 1		OVERALL		4- 2		8- 0		10- 0	
8- 1	1- 0	0- 0		HOME		1- 1		2- 0		4- 0	
9- 3	0- 2	0- 0		AWAY		2- 1		3- 0		4- 0	
6- 2	0- 1	0- 1		NEUTRAL		1- 0		3- 0		2- 0	
<hr/>											
10- 3	0- 2	0- 1		NON-CONFERENCE		2- 0		4- 0		4- 0	
1- 0	0- 0	0- 0		HOME		0- 0		0- 0		1- 0	
3- 1	0- 1	0- 0		AWAY		1- 0		1- 0		1- 0	
6- 2	0- 1	0- 1		NEUTRAL		1- 0		3- 0		2- 0	
<hr/>											
13- 3	1- 1	0- 0		CONFERENCE		2- 2		4- 0		6- 0	
7- 1	1- 0	0- 0		HOME		1- 1		2- 0		3- 0	
6- 2	0- 1	0- 0		AWAY		1- 1		2- 0		3- 0	
0- 0	0- 0	0- 0		NEUTRAL		0- 0		0- 0		0- 0	
<hr/>											
RPI S	Opponent	Score		RPI S	Opponent	Score		RPI S	Opponent	Score	
5 A	Washington	1	3	47 N	UCLA	2	3	60 A	UC Santa Barbara	0	3
16 N	Creighton	0	3					60 H	UC Santa Barbara	2	3
17 A	Hawaii	0	3					80 A	Long Beach St.	3	2
17 H	Hawaii	3	2					80 H	Long Beach St.	3	1
								87 N	San Diego St.	3	2
								100 A	Fresno St.	3	2

Non-Div. I Games:

Cal St. Northridge

Average RPI Win:		177	WON-LOST		WINNING		LAST 10		STRENGTH OF		OPP. STRENGTH		TEAM		ADJ		CONF.		ADJ CONF.	
Average RPI Loss:		29	RECORD		PCT. RANK		GAMES		SCHEDULE		OF SCHEDULE		RPI		RPI		RPI		RPI	
DIV. I ONLY			23- 7		.76667		32		10- 0		71		93		40		.60257		42	
DIV. I NON-CONF.			5- 7		.41667		212		0- 0		17		7		77		.56893		73	
TOTALS		RPI 1-25		RPI 26-50		W-L RECORDS		RPI 51-100		RPI 101-150		RPI 150+								
23- 7		0- 4		0- 1		OVERALL		4- 2		5- 0		14- 0								
11- 0		0- 0		0- 0		HOME		2- 0		3- 0		6- 0								
11- 3		0- 2		0- 1		AWAY		2- 0		2- 0		7- 0								
1- 4		0- 2		0- 0		NEUTRAL		0- 2		0- 0		1- 0								
5- 7		0- 4		0- 1		NON-CONFERENCE		2- 2		1- 0		2- 0								
2- 0		0- 0		0- 0		HOME		1- 0		1- 0		0- 0								
2- 3		0- 2		0- 1		AWAY		1- 0		0- 0		1- 0								
1- 4		0- 2		0- 0		NEUTRAL		0- 2		0- 0		1- 0								
18- 0		0- 0		0- 0		CONFERENCE		2- 0		4- 0		12- 0								
9- 0		0- 0		0- 0		HOME		1- 0		2- 0		6- 0								
9- 0		0- 0		0- 0		AWAY		1- 0		2- 0		6- 0								
0- 0		0- 0		0- 0		NEUTRAL		0- 0		0- 0		0- 0								
RPI	S	Opponent		Score		RPI	S	Opponent		Score		RPI	S	Opponent		Score				
1	A	Penn St.		0	3	35	A	Wichita St.		2	3	61	N	UNI		0	3			
10	A	Kentucky		2	3							66	H	Virginia Tech		3	2			
11	N	Minnesota		0	3							71	N	Pepperdine		1	3			
15	N	Wisconsin		0	3							84	A	Middle Tenn.		3	0			
												86	A	SMU		3	0			
												86	H	SMU		3	1			

Non-Div. I Games:

Louisville

Average RPI Win:		203	WON-LOST		WINNING		LAST 10		STRENGTH OF		OPP. STRENGTH		TEAM	ADJ		CONF.	ADJ CONF.				
Average RPI Loss:		11	RECORD		PCT. RANK		GAMES		SCHEDULE		OF SCHEDULE		RPI	RPI		RPI	RPI				
DIV. I ONLY			27- 3		.9		8		10- 0		150		170		37	.60107	44	20	20		
DIV. I NON-CONF.			8- 3		.72727		65		0- 0		146		132		78	.56427	78	22	22		
TOTALS		RPI 1-25		RPI 26-50		W-L RECORDS		RPI 51-100		RPI 101-150		RPI 150+									
27- 3		1- 3		0- 0		OVERALL		5- 0		2- 0		19- 0									
12- 0		0- 0		0- 0		HOME		2- 0		1- 0		9- 0									
11- 1		0- 0		0- 0		AWAY		2- 0		1- 0		8- 0									
4- 2		1- 2		0- 0		NEUTRAL		1- 0		0- 0		2- 0									
8- 3		1- 3		0- 0		NON-CONFERENCE		0- 0		0- 0		7- 0									
5- 0		0- 0		0- 0		HOME		0- 0		0- 0		5- 0									
1- 1		0- 1		0- 0		AWAY		0- 0		0- 0		1- 0									
2- 2		1- 2		0- 0		NEUTRAL		0- 0		0- 0		1- 0									
19- 0		0- 0		0- 0		CONFERENCE		5- 0		2- 0		12- 0									
7- 0		0- 0		0- 0		HOME		2- 0		1- 0		4- 0									
10- 0		0- 0		0- 0		AWAY		2- 0		1- 0		7- 0									
2- 0		0- 0		0- 0		NEUTRAL		1- 0		0- 0		1- 0									
RPI	S	Opponent		Score		RPI	S	Opponent		Score		RPI	S	Opponent		Score					
1	N	Penn St.		0	3			97	A	Oral Roberts	3	1	123	A	A&M-Corpus Christi		3	1			
8	N	Marquette		2	3			97	H	Oral Roberts	3	1	123	H	A&M-Corpus Christi		3	1			
13	N	Kansas		3	1			98	A	Northwestern St.	3	1	162	A	FGCU		3	1			
24	A	Arizona		1	3			98	H	Northwestern St.	3	1	163	A	Sam Houston St.		3	1			
								98	N	Northwestern St.	3	2	183	A	Stephen F. Austin		3	0			
													183	H	Stephen F. Austin		3	0			
													183	N	Stephen F. Austin		3	0			
													204	H	Houston Baptist		3	1			
													249	A	Lamar		3	0			
													263	N	Morgan St.		3	0			
													264	A	Southeastern La.		3	0			
													264	H	Southeastern La.		3	0			
													266	A	McNeese St.		3	0			
													277	H	Tex.-Pan American		3	0			
													279	H	Louisiana Tech		3	0			
													288	H	La.-Monroe		3	0			
													294	A	Nicholls St.		3	0			
													297	A	New Orleans		3	0			
													297	H	New Orleans		3	0			
													309	H	Jackson St.		3	1			
													318	H	Ark.-Pine Bluff		3	0			
LAST 10 GAMES																					
98 N Northwestern St.						3	2	98 A Northwestern St.						3	1						
123 A A&M-Corpus Christi						3	1	97 A Oral Roberts						3	1						
183 N Stephen F. Austin						3	0	163 A Sam Houston St.						3	1						
264 H Southeastern La.						3	0	249 A Lamar						3	0						
297 H New Orleans						3	0	183 A Stephen F. Austin						3	0						

Non-Div. I Games: Incarnate Word 3 0 Abilene Christian 3 0

Central Ark.

Average RPI Win: Average RPI Loss:	207 104	WON-LOST RECORD	WINNING PCT. RANK	LAST 10 GAMES	STRENGTH OF SCHEDULE	OPP. STRENGTH OF SCHEDULE	TEAM RPI	ADJ RPI	CONF. RPI	ADJ CONF. RPI		
DIV. I ONLY		32- 2	.94118	3	10- 0	197	214	42	.6003	45	16	16
DIV. I NON-CONF.		15- 1	.9375	8	1- 0	248	251	73	.56732	75	20	21
<hr/>												
TOTALS	RPI 1-25		RPI 26-50		W-L RECORDS		RPI 51-100		RPI 101-150		RPI 150+	
32- 2	0- 0		0- 0		OVERALL		6- 1		3- 1		23- 0	
13- 1	0- 0		0- 0		HOME		2- 1		2- 0		9- 0	
12- 1	0- 0		0- 0		AWAY		2- 0		1- 1		9- 0	
7- 0	0- 0		0- 0		NEUTRAL		2- 0		0- 0		5- 0	
15- 1	0- 0		0- 0		NON-CONFERENCE		2- 0		0- 1		13- 0	
4- 0	0- 0		0- 0		HOME		0- 0		0- 0		4- 0	
4- 1	0- 0		0- 0		AWAY		0- 0		0- 1		4- 0	
7- 0	0- 0		0- 0		NEUTRAL		2- 0		0- 0		5- 0	
17- 1	0- 0		0- 0		CONFERENCE		4- 1		3- 0		10- 0	
9- 1	0- 0		0- 0		HOME		2- 1		2- 0		5- 0	
8- 0	0- 0		0- 0		AWAY		2- 0		1- 0		5- 0	
0- 0	0- 0		0- 0		NEUTRAL		0- 0		0- 0		0- 0	
RPI	S	Opponent	Score	RPI	S	Opponent	Score	RPI	S	Opponent	Score	
						52 A Colgate	3 2	108 A UC Irvine			1 3	
						52 H Colgate	3 0	142 A Lehigh			3 1	
						52 H Colgate	3 0	142 H Lehigh			3 1	
						57 N Xavier	3 2	142 H Lehigh			3 0	
						99 A Army	3 0	169 A Penn			3 0	
						99 H Army	1 3	171 H Georgetown			3 0	
						100 N Fresno St.	3 2	187 A Cal St. Fullerton			3 2	
								226 A Navy			3 0	
								226 H Navy			3 0	
								228 H UMBC			3 2	
								235 N Manhattan			3 1	
								245 N Howard			3 0	
								248 A Bucknell			3 0	
								248 H Bucknell			3 0	
								250 A Coppin St.			3 0	
								255 A Loyola Maryland			3 0	
								255 H Loyola Maryland			3 0	
								261 A Sacred Heart			3 0	
								265 H George Mason			3 0	
								271 A Lafayette			3 0	
								271 H Lafayette			3 0	
								280 H Norfolk St.			3 0	
						52 H Colgate	3 0	281 A Holy Cross			3 0	
						142 H Lehigh	3 0	99 A Army			3 0	
						52 H Colgate	3 0	280 H Norfolk St.			3 0	
						142 H Lehigh	3 1	271 H Lafayette			3 0	
						226 H Navy	3 0	248 H Bucknell			3 0	
								304 N Weber St.			3 0	
								313 N UMES			3 0	
								323 N La Salle			3 0	

Non-Div. I Games:

American

U
T
S
A

UTSA					Through Games Of Through Matches of Nov. 30, 2013										
Average RPI Win: 161 Average RPI Loss: 62		WON-LOST RECORD	WINNING PCT. RANK	LAST 10 GAMES	STRENGTH OF SCHEDULE	OPP. STRENGTH OF SCHEDULE	TEAM RPI	ADJ RPI	CONF. RPI	ADJ CONF. RPI					
DIV. I ONLY		24- 7	.77419	29	10- 0	88	104	45	.59644	46	11	11			
DIV. I NON-CONF.		8- 6	.57143	141	0- 0	121	75	111	.53938	108	12	11			
<hr/>															
TOTALS		RPI 1-25	RPI 26-50		W-L RECORDS		RPI 51-100		RPI 101-150		RPI 150+				
24- 7	0- 1	1- 2		OVERALL		2- 3		9- 1		12- 0					
10- 3	0- 1	1- 1		HOME		0- 0		4- 1		5- 0					
8- 3	0- 0	0- 1		AWAY		1- 2		2- 0		5- 0					
6- 1	0- 0	0- 0		NEUTRAL		1- 1		3- 0		2- 0					
<hr/>															
8- 6	0- 1	0- 2		NON-CONFERENCE		0- 2		4- 1		4- 0					
3- 3	0- 1	0- 1		HOME		0- 0		1- 1		2- 0					
2- 2	0- 0	0- 1		AWAY		0- 1		1- 0		1- 0					
3- 1	0- 0	0- 0		NEUTRAL		0- 1		2- 0		1- 0					
<hr/>															
16- 1	0- 0	1- 0		CONFERENCE		2- 1		5- 0		8- 0					
7- 0	0- 0	1- 0		HOME		0- 0		3- 0		3- 0					
6- 1	0- 0	0- 0		AWAY		1- 1		1- 0		4- 0					
3- 0	0- 0	0- 0		NEUTRAL		1- 0		1- 0		1- 0					
<hr/>															
RPI S	Opponent	Score		RPI S	Opponent	Score		RPI S	Opponent	Score		RPI S	Opponent	Score	
3	H Florida	0	3	30	A LSU	1	3	55	A Tulane	3	1	104	H Texas St.	2	3
				31	H Texas A&M	1	3	55	N Tulane	3	1	115	H Loyola Marymount	3	1
				37	H Tulsa	3	0	84	A Middle Tenn.	0	3	118	H UAB	3	0
								87	N San Diego St.	1	3	120	H North Texas	3	0
								92	A Baylor	1	3	122	A Marshall	3	1
												122	N Marshall	3	0
												123	A A&M-Corpus Christi	3	1
												123	N A&M-Corpus Christi	3	0
												147	N UC Davis	3	1
												149	H Rice	3	2
												156	A UTEP	3	0
												160	A Texas-Arlington	3	1
												176	H FIU	3	0
												178	A Southern Miss.	3	1
												178	N Southern Miss.	3	0
												190	H Fla. Atlantic	3	0
												204	H Houston Baptist	3	0
												232	H East Carolina	3	1
												249	H Lamar	3	0
												252	A Charlotte	3	0
												279	A Louisiana Tech	3	0
												321	N Mississippi Val.	3	0
<hr/>															
				LAST 10 GAMES											
				55	N Tulane	3	1	118	H UAB	3	0				
				122	N Marshall	3	0	122	A Marshall	3	1				
				178	N Southern Miss.	3	0	252	A Charlotte	3	0				
				37	H Tulsa	3	0	156	A UTEP	3	0				
				232	H East Carolina	3	1	120	H North Texas	3	0				

U
T
S
A

Non-Div. I Games:

UTSA

Average RPI Win:	109	WON-LOST	WINNING	LAST 10	STRENGTH OF	OPP. STRENGTH	TEAM	ADJ	CONF.	ADJ CONF.	
Average RPI Loss:	34	RECORD	PCT. RANK	GAMES	SCHEDULE	OF SCHEDULE	RPI	RPI	RPI	RPI	
DIV. I ONLY	17- 13	.56667	125	3- 7	30	22	54	.59544	48	1	1
DIV. I NON-CONF.	8- 2	.8	41	0- 0	122	141	58	.59019	57	2	2
<hr/>											
TOTALS	RPI 1-25	RPI 26-50		W-L RECORDS		RPI 51-100		RPI 101-150		RPI 150+	
17- 13	2- 7	3- 4		OVERALL		5- 1		2- 1		5- 0	
8- 4	2- 2	3- 1		HOME		2- 1		1- 0		0- 0	
4- 9	0- 5	0- 3		AWAY		2- 0		1- 1		1- 0	
5- 0	0- 0	0- 0		NEUTRAL		1- 0		0- 0		4- 0	
8- 2	0- 0	0- 0		NON-CONFERENCE		3- 1		0- 1		5- 0	
1- 1	0- 0	0- 0		HOME		1- 1		0- 0		0- 0	
2- 1	0- 0	0- 0		AWAY		1- 0		0- 1		1- 0	
5- 0	0- 0	0- 0		NEUTRAL		1- 0		0- 0		4- 0	
9- 11	2- 7	3- 4		CONFERENCE		2- 0		2- 0		0- 0	
7- 3	2- 2	3- 1		HOME		1- 0		1- 0		0- 0	
2- 8	0- 5	0- 3		AWAY		1- 0		1- 0		0- 0	
0- 0	0- 0	0- 0		NEUTRAL		0- 0		0- 0		0- 0	
RPI S	Opponent	Score	RPI S	Opponent	Score	RPI S	Opponent	Score	RPI S	Opponent	Score
5 A	Washington	0 3	26 A	Utah	2 3	54 H	St. Mary's (CA)	1 3	137 A	Wyoming	2 3
5 H	Washington	3 1	26 H	Utah	3 2	54 H	St. Mary's (CA)	3 1	138 A	Oregon St.	3 0
6 A	Stanford	0 3	38 A	California	0 3	67 A	Washington St.	3 2	138 H	Oregon St.	3 0
6 H	Stanford	0 3	38 H	California	1 3	67 H	Washington St.	3 1	153 N	Appalachian St.	3 2
7 A	Southern California	0 3	47 H	UCLA	3 2	92 A	Baylor	3 0	167 A	Syracuse	3 0
24 A	Arizona	0 3	49 A	Arizona St.	0 3	98 N	Northwestern St.	3 0	179 N	Oakland	3 0
24 H	Arizona	3 0	49 H	Arizona St.	3 1				262 N	Stony Brook	3 0
25 A	Oregon	0 3							285 N	Rutgers	3 1
25 H	Oregon	1 3									
LAST 10 GAMES											
7 A	Southern California	0 3	49 A	Arizona St.	0 3						
26 H	Utah	3 2	38 H	California	1 3						
25 H	Oregon	1 3	6 H	Stanford	0 3						
138 H	Oregon St.	3 0	5 A	Washington	0 3						
24 A	Arizona	0 3	67 A	Washington St.	3 2						

Non-Div. I Games:

Colorado

Average RPI Win:	125	WON-LOST RECORD	WINNING PCT. RANK	LAST 10 GAMES	STRENGTH OF SCHEDULE	OPP. STRENGTH OF SCHEDULE	TEAM RPI	ADJ RPI	CONF. RPI	ADJ CONF. RPI			
Average RPI Loss:	24												
DIV. I ONLY	19- 13	.59375	111	6- 4	34	20	53	.59484	49	1	1		
DIV. I NON-CONF.	11- 1	.91667	13	0- 0	127	109	34	.62126	35	2	2		
<hr/>													
TOTALS	RPI 1-25	RPI 26-50		W-L RECORDS	RPI 51-100		RPI 101-150		RPI 150+				
19- 13	3- 8	4- 4		OVERALL	1- 1		3- 0		8- 0				
8- 5	1- 3	2- 2		HOME	1- 0		1- 0		3- 0				
5- 8	1- 5	1- 2		AWAY	0- 1		1- 0		2- 0				
6- 0	1- 0	1- 0		NEUTRAL	0- 0		1- 0		3- 0				
<hr/>													
11- 1	1- 1	1- 0		NON-CONFERENCE	0- 0		1- 0		8- 0				
3- 0	0- 0	0- 0		HOME	0- 0		0- 0		3- 0				
2- 1	0- 1	0- 0		AWAY	0- 0		0- 0		2- 0				
6- 0	1- 0	1- 0		NEUTRAL	0- 0		1- 0		3- 0				
<hr/>													
8- 12	2- 7	3- 4		CONFERENCE	1- 1		2- 0		0- 0				
5- 5	1- 3	2- 2		HOME	1- 0		1- 0		0- 0				
3- 7	1- 4	1- 2		AWAY	0- 1		1- 0		0- 0				
0- 0	0- 0	0- 0		NEUTRAL	0- 0		0- 0		0- 0				
<hr/>													
RPI S	Opponent	Score		RPI S	Opponent	Score		RPI S	Opponent	Score			
2 N	Texas	3	0	26 A	Utah	2	3	67 A	Washington St.	2	3		
5 A	Washington	0	3	26 H	Utah	1	3	67 H	Washington St.	3	0		
5 H	Washington	1	3	35 N	Wichita St.	3	0			131 N	UNLV	3	0
6 A	Stanford	0	3	38 H	California	3	1			138 A	Oregon St.	3	1
7 A	Southern California	0	3	47 A	UCLA	3	2			138 H	Oregon St.	3	0
7 H	Southern California	0	3	47 H	UCLA	0	3			152 A	Gonzaga	3	0
20 A	Illinois	2	3	48 A	Colorado	1	3			161 H	Cal Poly	3	0
24 A	Arizona	1	3	48 H	Colorado	3	0			165 A	Utah Valley	3	0
24 H	Arizona	3	0							193 N	Youngstown St.	3	0
25 A	Oregon	3	1							215 N	Seattle	3	0
25 H	Oregon	1	3							224 N	North Dakota St.	3	0
										278 H	Alabama St.	3	0
										288 H	La.-Monroe	3	0
<hr/>													
LAST 10 GAMES													
24 A	Arizona	1	3	48 H	Colorado	3	0						
38 H	California	3	1	5 H	Washington	1	3						
7 A	Southern California	0	3	67 H	Washington St.	3	0						
47 A	UCLA	3	2	138 A	Oregon St.	3	1						
26 H	Utah	1	3	25 A	Oregon	3	1						

Non-Div. I Games:

Arizona St.

Average RPI Win:	114	WON-LOST RECORD	WINNING PCT. RANK	LAST 10 GAMES	STRENGTH OF SCHEDULE	OPP. STRENGTH OF SCHEDULE	TEAM RPI	ADJ RPI	CONF. RPI	ADJ CONF. RPI		
DIV. I ONLY		18- 14	.5625	130	4- 6	26	17	52	.59469	50	2	2
DIV. I NON-CONF.		12- 0	1	1	0- 0	57	97	7	.67491	8	1	1

TOTALS	RPI 1-25	RPI 26-50		W-L RECORDS		RPI 51-100		RPI 101-150		RPI 150+		
18- 14	1- 9	2- 4		OVERALL		4- 1		7- 0		4- 0		
7- 6	0- 5	2- 1		HOME		2- 0		2- 0		1- 0		
5- 8	1- 4	0- 3		AWAY		1- 1		3- 0		0- 0		
6- 0	0- 0	0- 0		NEUTRAL		1- 0		2- 0		3- 0		
12- 0	1- 0	0- 0		NON-CONFERENCE		3- 0		4- 0		4- 0		
3- 0	0- 0	0- 0		HOME		1- 0		1- 0		1- 0		
3- 0	1- 0	0- 0		AWAY		1- 0		1- 0		0- 0		
6- 0	0- 0	0- 0		NEUTRAL		1- 0		2- 0		3- 0		
6- 14	0- 9	2- 4		CONFERENCE		1- 1		3- 0		0- 0		
4- 6	0- 5	2- 1		HOME		1- 0		1- 0		0- 0		
2- 8	0- 4	0- 3		AWAY		0- 1		2- 0		0- 0		
0- 0	0- 0	0- 0		NEUTRAL		0- 0		0- 0		0- 0		
RPI	S	Opponent	Score	RPI	S	Opponent	Score	RPI	S	Opponent	Score	
1	A	Penn St.	0 3	27	A	Purdue	0 3	57	H	Xavier	3 1	
1	H	Penn St.	0 3	27	H	Purdue	3 1	59	N	Western Ky.	3 2	
9	H	Nebraska	1 3	28	A	Michigan St.	0 3	63	A	Northwestern	1 3	
11	A	Minnesota	0 3	28	H	Michigan St.	0 3	63	H	Northwestern	3 0	
11	H	Minnesota	0 3	33	A	Michigan	2 3	75	A	Northern Ill.	3 2	
15	A	Wisconsin	1 3	33	H	Michigan	3 1					
15	H	Wisconsin	2 3									
19	A	Florida St.	3 1									
20	A	Illinois	1 3									
20	H	Illinois	1 3									

Non-Div. I Games:

Ohio St.

Average RPI Win:	123	WON-LOST RECORD	WINNING PCT. RANK	LAST 10 GAMES	STRENGTH OF SCHEDULE	OPP. STRENGTH OF SCHEDULE	TEAM RPI	ADJ RPI	CONF. RPI	ADJ CONF. RPI					
DIV. I ONLY		19- 11	.63333	80	6- 4	47	46	56	.59348	51	6	6			
DIV. I NON-CONF.		7- 3	.7	75	0- 0	60	30	48	.60636	45	6	6			
<hr/>															
TOTALS	RPI 1-25	RPI 26-50			W-L RECORDS		RPI 51-100		RPI 101-150		RPI 150+				
19- 11	2- 4	1- 2			OVERALL		3- 3		7- 2		6- 0				
9- 3	1- 2	1- 1			HOME		2- 0		4- 0		1- 0				
7- 7	1- 2	0- 0			AWAY		0- 3		3- 2		3- 0				
3- 1	0- 0	0- 1			NEUTRAL		1- 0		0- 0		2- 0				
<hr/>															
7- 3	1- 0	1- 2			NON-CONFERENCE		1- 1		2- 0		2- 0				
1- 1	0- 0	1- 1			HOME		0- 0		0- 0		0- 0				
3- 1	1- 0	0- 0			AWAY		0- 1		2- 0		0- 0				
3- 1	0- 0	0- 1			NEUTRAL		1- 0		0- 0		2- 0				
<hr/>															
12- 8	1- 4	0- 0			CONFERENCE		2- 2		5- 2		4- 0				
8- 2	1- 2	0- 0			HOME		2- 0		4- 0		1- 0				
4- 6	0- 2	0- 0			AWAY		0- 2		1- 2		3- 0				
0- 0	0- 0	0- 0			NEUTRAL		0- 0		0- 0		0- 0				
<hr/>															
RPI S	Opponent	Score		RPI S	Opponent	Score		RPI S	Opponent	Score		RPI S	Opponent	Score	
12 A	Duke	0	3	30 H	LSU	2	3	54 A	St. Mary's (CA)	0	3	101 A	Wake Forest	1	3
12 H	Duke	0	3	30 H	LSU	3	2	58 H	North Carolina St.	3	0	101 H	Wake Forest	3	0
18 A	Oklahoma	3	0	37 N	Tulsa	0	3	66 A	Virginia Tech	1	3	110 A	Notre Dame	1	3
19 A	Florida St.	1	3					72 A	Virginia	1	3	110 H	Notre Dame	3	0
19 H	Florida St.	1	3					80 N	Long Beach St.	3	2	117 A	San Francisco	3	0
22 H	North Carolina	3	2					82 H	Pittsburgh	3	0	119 A	Clemson	3	1
<hr/>															
LAST 10 GAMES															
119 H Clemson 3 1															
159 H Georgia Tech 3 1															
101 H Wake Forest 3 0															
12 H Duke 0 3															
110 H Notre Dame 3 0															
19 H Florida St. 1 3															
72 A Virginia 1 3															
66 A Virginia Tech 1 3															
22 H North Carolina 3 2															
58 H North Carolina St. 3 0															

Non-Div. I Games:

Miami (FL)

Average RPI Win:		199	WON-LOST RECORD		WINNING PCT. RANK		LAST 10 GAMES		STRENGTH OF SCHEDULE		OPP. STRENGTH OF SCHEDULE		TEAM RPI		ADJ RPI		CONF. RPI		ADJ CONF. RPI	
DIV. I ONLY			22- 9		.70968 49		7- 3		40		150		47		.59151 52		16		16	
DIV. I NON-CONF.			8- 5		.61538 112		0- 0		20		100		50		.59672 51		20		21	
TOTALS		RPI 1-25		RPI 26-50		W-L RECORDS		RPI 51-100		RPI 101-150		RPI 150+								
22- 9		0- 2		0- 4		OVERALL		5- 2		2- 1		15- 0								
10- 2		0- 0		0- 1		HOME		1- 0		1- 1		8- 0								
8- 4		0- 0		0- 3		AWAY		2- 1		1- 0		5- 0								
4- 3		0- 2		0- 0		NEUTRAL		2- 1		0- 0		2- 0								
8- 5		0- 2		0- 1		NON-CONFERENCE		2- 2		1- 0		5- 0								
4- 0		0- 0		0- 0		HOME		0- 0		1- 0		3- 0								
1- 2		0- 0		0- 1		AWAY		1- 1		0- 0		0- 0								
3- 3		0- 2		0- 0		NEUTRAL		1- 1		0- 0		2- 0								
14- 4		0- 0		0- 3		CONFERENCE		3- 0		1- 1		10- 0								
6- 2		0- 0		0- 1		HOME		1- 0		0- 1		5- 0								
7- 2		0- 0		0- 2		AWAY		1- 0		1- 0		5- 0								
1- 0		0- 0		0- 0		NEUTRAL		1- 0		0- 0		0- 0								
RPI	S	Opponent		Score		RPI	S	Opponent		Score		RPI	S	Opponent		Score				
4	N	Missouri		0	3	39	A	Yale		0	3	53	N	VCU		2	3			
15	N	Wisconsin		0	3	45	A	American		0	3	58	A	North Carolina St.		3	2			
						45	A	American		0	3	79	N	Seton Hall		3	2			
						45	H	American		2	3	88	A	LIU Brooklyn		2	3			
												99	A	Army		3	0			
												99	H	Army		3	1			
												99	N	Army		3	0			
														202 H Central Conn. St.		3	0			
														226 A Navy		3	1			
														226 H Navy		3	2			
														227 N Cornell		3	0			
														240 H Albany (NY)		3	0			
														248 A Bucknell		3	0			
														248 H Bucknell		3	0			
														255 A Loyola Maryland		3	1			
														255 H Loyola Maryland		3	1			
														271 A Lafayette		3	0			
														271 H Lafayette		3	0			
														281 A Holy Cross		3	0			
														281 H Holy Cross		3	0			
														295 H Binghamton		3	1			
LAST 10 GAMES																				
						45	A	American		0	3	226	H	Navy		3	2			
						99	N	Army		3	0	281	A	Holy Cross		3	0			
						45	A	American		0	3	99	A	Army		3	0			
						255	A	Loyola Maryland		3	1	271	H	Lafayette		3	0			
						142	H	Lehigh		0	3	248	H	Bucknell		3	0			

Non-Div. I Games:

Colgate

Average RPI Win: 198		WON-LOST RECORD	WINNING PCT. RANK		LAST 10 GAMES	STRENGTH OF SCHEDULE	OPP. STRENGTH OF SCHEDULE	TEAM RPI	ADJ RPI	CONF. RPI	ADJ CONF. RPI	
Average RPI Loss: 81												
DIV. I ONLY		28- 4	.875	11	8- 2	163	221	51	.58819	55	11	11
DIV. I NON-CONF.		14- 1	.93333	9	0- 0	258	301	80	.55642	85	12	11
<hr/>												
TOTALS		RPI 1-25		RPI 26-50		W-L RECORDS		RPI 51-100		RPI 101-150		RPI 150+
28- 4	0- 0			2- 2	OVERALL		1- 0		5- 2		20- 0	
12- 2	0- 0			0- 1	HOME		1- 0		0- 1		11- 0	
11- 1	0- 0			1- 0	AWAY		0- 0		3- 1		7- 0	
5- 1	0- 0			1- 1	NEUTRAL		0- 0		2- 0		2- 0	
<hr/>												
14- 1	0- 0			0- 0	NON-CONFERENCE		0- 0		1- 1		13- 0	
6- 1	0- 0			0- 0	HOME		0- 0		0- 1		6- 0	
5- 0	0- 0			0- 0	AWAY		0- 0		0- 0		5- 0	
3- 0	0- 0			0- 0	NEUTRAL		0- 0		1- 0		2- 0	
<hr/>												
14- 3	0- 0			2- 2	CONFERENCE		1- 0		4- 1		7- 0	
6- 1	0- 0			0- 1	HOME		1- 0		0- 0		5- 0	
6- 1	0- 0			1- 0	AWAY		0- 0		3- 1		2- 0	
2- 1	0- 0			1- 1	NEUTRAL		0- 0		1- 0		0- 0	
<hr/>												
RPI S	Opponent	Score	RPI S	Opponent	Score	RPI S	Opponent	Score	RPI S	Opponent	Score	
			37 A	Tulsa	3 0	84 H	Middle Tenn.	3 1	106 N	Toledo	3 1	
			37 N	Tulsa	3 1				111 H	North Dakota	1 3	
			46 H	UTSA	1 3				118 A	UAB	3 1	
			46 N	UTSA	1 3				118 N	UAB	3 1	
									120 A	North Texas	1 3	
									122 A	Marshall	3 0	
									149 A	Rice	3 1	
									156 H	UTEP	3 1	
									157 A	Radford	3 1	
									157 A	Radford	3 1	
									176 H	FIU	3 0	
									178 H	Southern Miss.	3 1	
									190 H	Fla. Atlantic	3 0	
									193 A	Youngstown St.	3 1	
									212 H	Florida A&M	3 0	
									232 A	East Carolina	3 1	
									249 H	Lamar	3 0	
									252 A	Charlotte	3 0	
									256 H	Texas Southern	3 0	
									264 A	Southeastern La.	3 1	
									279 H	Louisiana Tech	3 0	
			LAST 10 GAMES						283 H	Rider	3 0	
			46 N	UTSA	1 3	149 A	Rice	3 1	294 H	Nicholls St.	3 2	
			37 N	Tulsa	3 1	37 A	Tulsa	3 0	297 A	New Orleans	3 0	
			118 N	UAB	3 1	120 A	North Texas	1 3	301 N	Saint Francis (PA)	3 0	
			84 H	Middle Tenn.	3 1	118 A	UAB	3 1	321 H	Mississippi Val.	3 0	
			279 H	Louisiana Tech	3 0	190 H	Fla. Atlantic	3 0	331 N	Savannah St.	3 0	

Non-Div. I Games:

Tulane

Average RPI Win: 117		WON-LOST RECORD		WINNING PCT. RANK		LAST 10 GAMES		STRENGTH OF SCHEDULE		OPP. STRENGTH OF SCHEDULE		TEAM RPI		ADJ RPI		CONF. RPI		ADJ CONF. RPI	
DIV. I ONLY		18- 11		.62069 89		4- 6		55		25		58		.58752 56		3		3	
DIV. I NON-CONF.		12- 1		.92308 10		0- 0		152		51		35		.62136 34		4		4	
TOTALS		RPI 1-25		RPI 26-50		W-L RECORDS		RPI 51-100		RPI 101-150		RPI 150+							
18- 11		2- 6		3- 0		OVERALL		4- 3		2- 1		7- 1							
10- 2		2- 2		1- 0		HOME		3- 0		1- 0		3- 0							
4- 8		0- 4		2- 0		AWAY		1- 3		1- 0		0- 1							
4- 1		0- 0		0- 0		NEUTRAL		0- 0		0- 1		4- 0							
12- 1		0- 0		3- 0		NON-CONFERENCE		1- 0		2- 1		6- 0							
4- 0		0- 0		1- 0		HOME		0- 0		1- 0		2- 0							
4- 0		0- 0		2- 0		AWAY		1- 0		1- 0		0- 0							
4- 1		0- 0		0- 0		NEUTRAL		0- 0		0- 1		4- 0							
6- 10		2- 6		0- 0		CONFERENCE		3- 3		0- 0		1- 1							
6- 2		2- 2		0- 0		HOME		3- 0		0- 0		1- 0							
0- 8		0- 4		0- 0		AWAY		0- 3		0- 0		0- 1							
0- 0		0- 0		0- 0		NEUTRAL		0- 0		0- 0		0- 0							
RPI S	Opponent	Score		RPI S	Opponent	Score		RPI S	Opponent	Score		RPI S	Opponent	Score					
2 A	Texas	0	3	36 A	Arkansas	3	0	70 A	Missouri St.	3	0	105 H	Southern Ill.	3	0				
2 H	Texas	0	3	37 H	Tulsa	3	1	74 A	West Virginia	1	3	127 N	Santa Clara	0	3				
13 A	Kansas	1	3	38 A	California	3	2	74 H	West Virginia	3	0	131 A	UNLV	3	2				
13 H	Kansas	0	3					90 A	TCU	0	3	161 N	Cal Poly	3	1				
18 A	Oklahoma	1	3					90 H	TCU	3	2	168 H	Southeast Mo. St.	3	0				
18 H	Oklahoma	3	0					92 A	Baylor	1	3	187 N	Cal St. Fullerton	3	2				
23 A	Iowa St.	0	3					92 H	Baylor	3	0	197 N	Saint Louis	3	1				
23 H	Iowa St.	3	0									208 A	Texas Tech	1	3				
												208 H	Texas Tech	3	0				
												211 H	Siena	3	0				
												268 N	Portland	3	2				
LAST 10 GAMES																			
23 H	Iowa St.	3	0	74 H	West Virginia	3	0												
90 A	TCU	0	3	208 A	Texas Tech	1	3												
2 A	Texas	0	3	18 H	Oklahoma	3	0												
92 H	Baylor	3	0	2 H	Texas	0	3												
13 A	Kansas	1	3	92 A	Baylor	1	3												

Non-Div. I Games:

Kansas St.

Average RPI Win:		154	WON-LOST RECORD		WINNING PCT. RANK		LAST 10 GAMES		STRENGTH OF SCHEDULE		OPP. STRENGTH OF SCHEDULE		TEAM RPI		ADJ RPI		CONF. RPI		ADJ CONF. RPI	
DIV. I ONLY			20- 12		.625 85		3- 7		35		65		55		.58546 58		6		6	
DIV. I NON-CONF.			9- 3		.75 57		0- 0		77		131		55		.59247 54		6		6	
TOTALS		RPI 1-25		RPI 26-50		W-L RECORDS		RPI 51-100		RPI 101-150		RPI 150+								
20- 12		1- 6		0- 0		OVERALL		4- 5		5- 1		10- 0								
12- 4		1- 2		0- 0		HOME		3- 2		4- 0		4- 0								
5- 7		0- 3		0- 0		AWAY		1- 3		1- 1		3- 0								
3- 1		0- 1		0- 0		NEUTRAL		0- 0		0- 0		3- 0								
9- 3		0- 2		0- 0		NON-CONFERENCE		1- 1		1- 0		7- 0								
4- 2		0- 1		0- 0		HOME		1- 1		0- 0		3- 0								
2- 0		0- 0		0- 0		AWAY		0- 0		1- 0		1- 0								
3- 1		0- 1		0- 0		NEUTRAL		0- 0		0- 0		3- 0								
11- 9		1- 4		0- 0		CONFERENCE		3- 4		4- 1		3- 0								
8- 2		1- 1		0- 0		HOME		2- 1		4- 0		1- 0								
3- 7		0- 3		0- 0		AWAY		1- 3		0- 1		2- 0								
0- 0		0- 0		0- 0		NEUTRAL		0- 0		0- 0		0- 0								
RPI	S	Opponent		Score		RPI	S	Opponent		Score		RPI	S	Opponent		Score				
4	N	Missouri		0	3			51	A	Miami (FL)		0	3	101	A	Wake Forest		2	3	
12	A	Duke		1	3			52	H	Colgate		2	3	101	H	Wake Forest		3	0	
12	H	Duke		3	1			53	H	VCU		3	1	110	H	Notre Dame		3	1	
15	H	Wisconsin		1	3			66	A	Virginia Tech		0	3	119	H	Clemson		3	0	
19	A	Florida St.		0	3			66	H	Virginia Tech		0	3	132	H	Maryland		3	1	
22	A	North Carolina		0	3			72	A	Virginia		3	0	149	A	Rice		3	1	
22	H	North Carolina		0	3			72	H	Virginia		3	2	153	H	Appalachian St.		3	0	
								82	A	Pittsburgh		0	3	159	H	Georgia Tech		3	2	
								82	H	Pittsburgh		3	2	167	A	Syracuse		3	1	
														174	N	Cleveland St.		3	0	
														204	N	Houston Baptist		3	1	
														221	H	Towson		3	1	
														231	A	Boston College		3	0	
														282	A	Canisius		3	0	
														292	N	Hartford		3	0	
														295	H	Binghamton		3	0	
LAST 10 GAMES																				
101 A Wake Forest						2	3	72 H Virginia						3	2					
12 A Duke						1	3	159 H Georgia Tech						3	2					
82 A Pittsburgh						0	3	119 H Clemson						3	0					
22 H North Carolina						0	3	19 A Florida St.						0	3					
66 H Virginia Tech						0	3	51 A Miami (FL)						0	3					

Non-Div. I Games:

North Carolina St.

Average RPI Win:		182	WON-LOST		WINNING		LAST 10		STRENGTH OF		OPP. STRENGTH		TEAM		ADJ		CONF.		ADJ CONF.					
Average RPI Loss:		90	RECORD		PCT. RANK		GAMES		SCHEDULE		OF SCHEDULE		RPI		RPI		RPI		RPI					
DIV. I ONLY			27- 6		.81818		23		9- 1		129		123		49		.58513		59		15		15	
DIV. I NON-CONF.			10- 4		.71429		70		0- 0		75		73		57		.59183		55		15		15	
TOTALS		RPI 1-25		RPI 26-50				W-L RECORDS				RPI 51-100				RPI 101-150				RPI 150+				
27- 6		0- 2		1- 2				OVERALL				2- 0				6- 0				18- 2				
13- 1		0- 0		0- 1				HOME				1- 0				3- 0				9- 0				
10- 3		0- 1		1- 0				AWAY				0- 0				3- 0				6- 2				
4- 2		0- 1		0- 1				NEUTRAL				1- 0				0- 0				3- 0				
10- 4		0- 2		1- 2				NON-CONFERENCE				2- 0				2- 0				5- 0				
4- 1		0- 0		0- 1				HOME				1- 0				1- 0				2- 0				
2- 1		0- 1		1- 0				AWAY				0- 0				1- 0				0- 0				
4- 2		0- 1		0- 1				NEUTRAL				1- 0				0- 0				3- 0				
17- 2		0- 0		0- 0				CONFERENCE				0- 0				4- 0				13- 2				
9- 0		0- 0		0- 0				HOME				0- 0				2- 0				7- 0				
8- 2		0- 0		0- 0				AWAY				0- 0				2- 0				6- 2				
0- 0		0- 0		0- 0				NEUTRAL				0- 0				0- 0				0- 0				
RPI	S	Opponent		Score		RPI	S	Opponent		Score		RPI	S	Opponent		Score		RPI	S	Opponent		Score		
7	N	Southern California		0	3	27	A	Purdue		3	2	72	H	Virginia		3	1	104	A	Texas St.		3	0	
19	A	Florida St.		1	3	40	H	Ohio		0	3	96	N	Western Mich.		3	1	104	H	Texas St.		3	0	
						50	N	Ohio St.		2	3							112	A	Dayton		3	1	
																		125	A	UALR		3	0	
																		125	H	UALR		3	0	
																		131	H	UNLV		3	0	
																		160	A	Texas-Arlington		3	0	
																		160	H	Texas-Arlington		3	0	
																		170	A	Arkansas St.		3	0	
																		170	H	Arkansas St.		3	0	
																		177	H	Belmont		3	1	
																		191	A	South Ala.		3	0	
																		191	H	South Ala.		3	2	
																		205	A	La.-Lafayette		2	3	
																		205	H	La.-Lafayette		3	0	
																		212	N	Florida A&M		3	0	
																		218	A	Troy		3	0	
																		218	A	Troy		0	3	
																		218	H	Troy		3	0	
																		260	A	Georgia St.		3	0	
																		260	H	Georgia St.		3	0	
																		270	H	Cincinnati		3	0	
																		284	N	Alabama A&M		3	0	
																		288	A	La.-Monroe		3	0	
																		288	H	La.-Monroe		3	1	
																		296	N	Wright St.		3	0	
						LAST 10 GAMES																		
						218	A	Troy		0	3	205	H	La.-Lafayette		3	0	284	N	Alabama A&M		3	0	
						218	H	Troy		3	0	160	A	Texas-Arlington		3	0	288	A	La.-Monroe		3	0	
						191	H	South Ala.		3	2	104	A	Texas St.		3	0	288	H	La.-Monroe		3	1	
						260	H	Georgia St.		3	0	170	H	Arkansas St.		3	0	296	N	Wright St.		3	0	
						125	H	UALR		3	0	288	A	La.-Monroe		3	0							

Non-Div. I Games:

Western Ky.

Average RPI Win:		166	WON-LOST RECORD		WINNING PCT. RANK	LAST 10 GAMES		STRENGTH OF SCHEDULE	OPP. STRENGTH OF SCHEDULE	TEAM RPI	ADJ RPI	CONF. RPI	ADJ CONF. RPI
Average RPI Loss:		39											
DIV. I ONLY		18-10			.64286 77	8-2		65	71	63	.58334 60	8	8
DIV. I NON-CONF.		5-7			.41667 212	0-0		43	40	115	.5388 109	8	8
TOTALS		RPI 1-25	RPI 26-50		W-L RECORDS		RPI 51-100		RPI 101-150		RPI 150+		
18-10		1-6	2-0		OVERALL		1-4		4-0		10-0		
6-3		0-2	1-0		HOME		0-1		2-0		3-0		
7-4		1-2	1-0		AWAY		0-2		2-0		3-0		
5-3		0-2	0-0		NEUTRAL		1-1		0-0		4-0		
5-7		0-5	0-0		NON-CONFERENCE		1-2		0-0		4-0		
0-1		0-1	0-0		HOME		0-0		0-0		0-0		
0-3		0-2	0-0		AWAY		0-1		0-0		0-0		
5-3		0-2	0-0		NEUTRAL		1-1		0-0		4-0		
13-3		1-1	2-0		CONFERENCE		0-2		4-0		6-0		
6-2		0-1	1-0		HOME		0-1		2-0		3-0		
7-1		1-0	1-0		AWAY		0-1		2-0		3-0		
0-0		0-0	0-0		NEUTRAL		0-0		0-0		0-0		
RPI S	Opponent	Score	RPI S	Opponent	Score	RPI S	Opponent	Score	RPI S	Opponent	Score		
6 H	Stanford	0 3	41 A	Cal St. Northridge	3 2	71 A	Pepperdine	1 3	108 A	UC Irvine	3 1		
7 N	Southern California	1 3	41 H	Cal St. Northridge	3 0	72 N	Virginia	2 3	108 H	UC Irvine	3 0		
14 A	San Diego	0 3				80 A	Long Beach St.	2 3	147 A	UC Davis	3 0		
17 A	Hawaii	3 2				80 H	Long Beach St.	2 3	147 H	UC Davis	3 2		
17 H	Hawaii	2 3				91 N	New Mexico St.	3 2	161 A	Cal Poly	3 0		
21 N	Colorado St.	1 3							161 H	Cal Poly	3 1		
24 A	Arizona	2 3							187 A	Cal St. Fullerton	3 0		
									187 H	Cal St. Fullerton	3 0		
									230 N	Eastern Wash.	3 0		
									255 N	Loyola Maryland	3 0		
									258 N	Wofford	3 0		
									273 N	Nevada	3 2		
									286 A	UC Riverside	3 0		
									286 H	UC Riverside	3 0		
LAST 10 GAMES													
			108 A	UC Irvine	3 1				147 A	UC Davis	3 0		
			80 A	Long Beach St.	2 3				17 H	Hawaii	2 3		
			286 H	UC Riverside	3 0				161 A	Cal Poly	3 0		
			187 H	Cal St. Fullerton	3 0				187 A	Cal St. Fullerton	3 0		
			41 A	Cal St. Northridge	3 2				286 A	UC Riverside	3 0		

Non-Div. I Games:

UC Santa Barbara

Average RPI Win:		173	WON-LOST RECORD		WINNING PCT. RANK		LAST 10 GAMES		STRENGTH OF SCHEDULE		OPP. STRENGTH OF SCHEDULE		TEAM RPI		ADJ RPI		CONF. RPI		ADJ CONF. RPI	
Average RPI Loss:		62																		
DIV. I ONLY			23- 8		.74194 40		8- 2		116		91		59		.58188 61		12		13	
DIV. I NON-CONF.			8- 4		.66667 86		0- 0		86		34		68		.57945 66		11		12	
TOTALS		RPI 1-25		RPI 26-50		W-L RECORDS		RPI 51-100		RPI 101-150		RPI 150+								
23- 8		0- 2		2- 2		OVERALL		5- 1		2- 3		14- 0								
10- 3		0- 1		0- 1		HOME		2- 0		2- 1		6- 0								
11- 2		0- 0		1- 1		AWAY		3- 0		0- 1		7- 0								
2- 3		0- 1		1- 0		NEUTRAL		0- 1		0- 1		1- 0								
8- 4		0- 2		1- 1		NON-CONFERENCE		1- 1		2- 0		4- 0								
3- 1		0- 1		0- 0		HOME		0- 0		2- 0		1- 0								
3- 1		0- 0		0- 1		AWAY		1- 0		0- 0		2- 0								
2- 2		0- 1		1- 0		NEUTRAL		0- 1		0- 0		1- 0								
15- 4		0- 0		1- 1		CONFERENCE		4- 0		0- 3		10- 0								
7- 2		0- 0		0- 1		HOME		2- 0		0- 1		5- 0								
8- 1		0- 0		1- 0		AWAY		2- 0		0- 1		5- 0								
0- 1		0- 0		0- 0		NEUTRAL		0- 0		0- 1		0- 0								
RPI S	Opponent		Score		RPI S	Opponent		Score		RPI S	Opponent		Score		RPI S	Opponent		Score		
15 N	Wisconsin		2	3	26 A	Utah		1	3	70 A	Missouri St.		3 1	105 A	Southern Ill.		1	3		
23 H	Iowa St.		2	3	35 A	Wichita St.		3 0	70 H	Missouri St.		3 2	105 H	Southern Ill.		1	3			
					35 H	Wichita St.		1 3	75 A	Northern Ill.		3 0	105 N	Southern Ill.		1	3			
					42 N	Louisville		3 0	81 N	Utah St.		1 3	148 H	Green Bay		3 0				
									94 A	Illinois St.		3 1	148 H	Green Bay		3 1				
									94 H	Illinois St.		3 1	154 N	Fairfield		3 0				
													173 A	Loyola Chicago		3 1				
													173 H	Loyola Chicago		3 2				
													197 A	Saint Louis		3 2				
													222 A	Bradley		3 0				
													222 H	Bradley		3 2				
													224 A	North Dakota St.		3 0				
													241 A	Evansville		3 0				
													241 H	Evansville		3 0				
													243 A	Indiana St.		3 1				
													243 H	Indiana St.		3 1				
													275 H	South Dakota St.		3 1				
													303 A	Drake		3 0				
													303 H	Drake		3 0				
					LAST 10 GAMES															
					105 N	Southern Ill.		1 3	241 H	Evansville		3 0								
					173 H	Loyola Chicago		3 2	105 H	Southern Ill.		1 3								
					222 H	Bradley		3 2	303 A	Drake		3 0								
					243 A	Indiana St.		3 1	35 A	Wichita St.		3 0								
					94 A	Illinois St.		3 1	70 A	Missouri St.		3 1								

Non-Div. I Games:

UNI

Average RPI Win:	149	WON-LOST RECORD	WINNING PCT. RANK	LAST 10 GAMES	STRENGTH OF SCHEDULE	OPP. STRENGTH OF SCHEDULE	TEAM RPI	ADJ RPI	CONF. RPI	ADJ CONF. RPI		
DIV. I ONLY		19- 11	.63333	80	7- 3	86	36	66	.57857	62	4	4
DIV. I NON-CONF.		9- 3	.75	57	0- 0	234	122	108	.54027	106	3	3
<hr/>												
TOTALS	RPI 1-25	RPI 26-50		W-L RECORDS		RPI 51-100		RPI 101-150		RPI 150+		
19- 11	1- 5	4- 4		OVERALL		0- 0		4- 2		10- 0		
8- 5	0- 3	3- 1		HOME		0- 0		2- 1		3- 0		
7- 6	0- 2	1- 3		AWAY		0- 0		2- 1		4- 0		
4- 0	1- 0	0- 0		NEUTRAL		0- 0		0- 0		3- 0		
<hr/>												
9- 3	1- 1	0- 0		NON-CONFERENCE		0- 0		0- 2		8- 0		
2- 2	0- 1	0- 0		HOME		0- 0		0- 1		2- 0		
3- 1	0- 0	0- 0		AWAY		0- 0		0- 1		3- 0		
4- 0	1- 0	0- 0		NEUTRAL		0- 0		0- 0		3- 0		
<hr/>												
10- 8	0- 4	4- 4		CONFERENCE		0- 0		4- 0		2- 0		
6- 3	0- 2	3- 1		HOME		0- 0		2- 0		1- 0		
4- 5	0- 2	1- 3		AWAY		0- 0		2- 0		1- 0		
0- 0	0- 0	0- 0		NEUTRAL		0- 0		0- 0		0- 0		
<hr/>												
RPI	S	Opponent	Score	RPI	S	Opponent	Score	RPI	S	Opponent	Score	
3	A	Florida	0 3	30	A	LSU	3 2			110	A Notre Dame	2 3
4	A	Missouri	0 3	30	H	LSU	3 1			113	A Ole Miss	3 1
4	H	Missouri	0 3	31	A	Texas A&M	0 3			113	H Ole Miss	3 1
9	N	Nebraska	3 1	31	H	Texas A&M	3 1			126	A South Carolina	3 0
10	H	Kentucky	0 3	32	A	Georgia	1 3			135	H Mississippi St.	3 0
19	H	Florida St.	2 3	34	H	Alabama	1 3			148	H Green Bay	2 3
				36	A	Arkansas	1 3			173	N Loyola Chicago	3 0
				36	H	Arkansas	3 1			179	N Oakland	3 0
										181	A Tennessee	3 0
										181	H Tennessee	3 0
										197	A Saint Louis	3 0
										218	H Troy	3 1
										237	A Jacksonville St.	3 0
										253	A SIU Edwardsville	3 0
										288	N La.-Monroe	3 0
										307	H Mercer	3 0
<hr/>												
				LAST 10 GAMES								
				32	A	Georgia	1 3	36	H	Arkansas	3 1	
				113	H	Ole Miss	3 1	4	H	Missouri	0 3	
				181	H	Tennessee	3 0	135	H	Mississippi St.	3 0	
				31	A	Texas A&M	0 3	181	A	Tennessee	3 0	
				30	A	LSU	3 2	126	A	South Carolina	3 0	

Non-Div. I Games:

Auburn

Average RPI Win:	113	WON-LOST RECORD	WINNING PCT. RANK	LAST 10 GAMES	STRENGTH OF SCHEDULE	OPP. STRENGTH OF SCHEDULE	TEAM RPI	ADJ RPI	CONF. RPI	ADJ CONF. RPI	
Average RPI Loss:	25	16- 16	.5 169	3- 7	27	15	67	.5775 63	2	2	
DIV. I ONLY		8- 4	.66667 86	0- 0	47	67	56	.59381 53	1	1	
DIV. I NON-CONF.											
<hr/>											
TOTALS	RPI 1-25	RPI 26-50		W-L RECORDS		RPI 51-100		RPI 101-150		RPI 150+	
16- 16	1- 10	3- 5		OVERALL		2- 1		7- 0		3- 0	
11- 5	1- 3	2- 2		HOME		0- 0		5- 0		3- 0	
3- 9	0- 5	1- 3		AWAY		0- 1		2- 0		0- 0	
2- 2	0- 2	0- 0		NEUTRAL		2- 0		0- 0		0- 0	
<hr/>											
8- 4	0- 3	0- 0		NON-CONFERENCE		2- 1		3- 0		3- 0	
6- 0	0- 0	0- 0		HOME		0- 0		3- 0		3- 0	
0- 2	0- 1	0- 0		AWAY		0- 1		0- 0		0- 0	
2- 2	0- 2	0- 0		NEUTRAL		2- 0		0- 0		0- 0	
<hr/>											
8- 12	1- 7	3- 5		CONFERENCE		0- 0		4- 0		0- 0	
5- 5	1- 3	2- 2		HOME		0- 0		2- 0		0- 0	
3- 7	0- 4	1- 3		AWAY		0- 0		2- 0		0- 0	
0- 0	0- 0	0- 0		NEUTRAL		0- 0		0- 0		0- 0	
<hr/>											
RPI	S	Opponent	Score	RPI	S	Opponent	Score	RPI	S	Opponent	Score
1	A	Penn St.	1 3	27	A	Purdue	3 2	77	N	Milwaukee	3 2
1	H	Penn St.	0 3	27	H	Purdue	3 1	83	N	Portland St.	3 0
9	A	Nebraska	2 3	28	A	Michigan St.	0 3	96	A	Western Mich.	2 3
9	H	Nebraska	1 3	28	H	Michigan St.	1 3				
11	A	Minnesota	1 3	33	A	Michigan	1 3				
15	H	Wisconsin	0 3	33	H	Michigan	1 3				
17	A	Hawaii	0 3	50	A	Ohio St.	0 3				
18	N	Oklahoma	1 3	50	H	Ohio St.	3 1				
20	A	Illinois	0 3								
20	H	Illinois	3 2								
24	N	Arizona	1 3								
<hr/>											
				LAST 10 GAMES							
				15 H Wisconsin				27 H Purdue			
				20 A Illinois				33 H Michigan			
				50 A Ohio St.				28 H Michigan St.			
				1 A Penn St.				9 A Nebraska			
				130 H Indiana				124 A Iowa			

Non-Div. I Games:

Northwestern

Average RPI Win: 164		WON-LOST RECORD		WINNING PCT. RANK		LAST 10 GAMES		STRENGTH OF SCHEDULE		OPP. STRENGTH OF SCHEDULE		TEAM RPI		ADJ RPI		CONF. RPI		ADJ CONF. RPI	
DIV. I ONLY		24- 8		.75 39		6- 4		114		119		60		.57624 64		9		9	
DIV. I NON-CONF.		12- 3		.8 41		0- 0		141		169		63		.58035 64		10		10	
TOTALS		RPI 1-25		RPI 26-50		W-L RECORDS		RPI 51-100		RPI 101-150		RPI 150+							
24- 8		0- 2		1- 0		OVERALL		6- 2		6- 3		11- 1							
8- 2		0- 0		0- 0		HOME		2- 1		4- 1		2- 0							
8- 4		0- 1		1- 0		AWAY		3- 0		2- 2		2- 1							
8- 2		0- 1		0- 0		NEUTRAL		1- 1		0- 0		7- 0							
12- 3		0- 2		0- 0		NON-CONFERENCE		2- 0		3- 1		7- 0							
2- 0		0- 0		0- 0		HOME		0- 0		2- 0		0- 0							
2- 2		0- 1		0- 0		AWAY		1- 0		1- 1		0- 0							
8- 1		0- 1		0- 0		NEUTRAL		1- 0		0- 0		7- 0							
12- 5		0- 0		1- 0		CONFERENCE		4- 2		3- 2		4- 1							
6- 2		0- 0		0- 0		HOME		2- 1		2- 1		2- 0							
6- 2		0- 0		1- 0		AWAY		2- 0		1- 1		2- 1							
0- 1		0- 0		0- 0		NEUTRAL		0- 1		0- 0		0- 0							
RPI S	Opponent		Score		RPI S	Opponent		Score		RPI S	Opponent		Score		RPI S	Opponent		Score	
11 A	Minnesota		0	3	40 A	Ohio		3	2	65 A	Col. of Charleston		3	1	106 A	Toledo		1	3
12 N	Duke		0	3						75 A	Northern Ill.		3	0	106 H	Toledo		2	3
										75 H	Northern Ill.		3	0	114 H	IUPUI		3	0
										85 H	Bowling Green		1	3	124 A	Iowa		3	1
										86 N	SMU		3	1	133 A	Eastern Mich.		3	0
										96 A	Western Mich.		3	1	133 H	Eastern Mich.		3	0
										96 H	Western Mich.		3	1	136 A	South Fla.		2	3
										96 N	Western Mich.		1	3	143 H	Buffalo		3	0
															144 H	IPFW		3	2
															175 H	Miami (OH)		3	1
															199 A	Central Mich.		3	0
															199 H	Central Mich.		3	0
															207 N	Austin Peay		3	0
															216 A	Kent St.		3	1
															242 N	UNC Asheville		3	0
															244 N	Western Ill.		3	0
															244 N	Western Ill.		3	1
															259 A	Akron		1	3
															267 N	Ill.-Chicago		3	0
															303 N	Drake		3	0
															305 N	Citadel		3	0
				LAST 10 GAMES															
				96 N	Western Mich.		1	3	133 H	Eastern Mich.		3	0						
				96 A	Western Mich.		3	1	199 H	Central Mich.		3	0						
				75 A	Northern Ill.		3	0	175 H	Miami (OH)		3	1						
				259 A	Akron		1	3	85 H	Bowling Green		1	3						
				106 H	Toledo		2	3	40 A	Ohio		3	2						

Non-Div. I Games:

Ball St.

[illegible]























Non-Div. I Games:

Col. of Charleston

Average RPI Win:	129	WON-LOST	WINNING	LAST 10	STRENGTH OF	OPP. STRENGTH	TEAM	ADJ	CONF.	ADJ CONF.	
Average RPI Loss:	69	RECORD	PCT. RANK	GAMES	SCHEDULE	OF SCHEDULE	RPI	RPI	RPI	RPI	
DIV. I ONLY	22- 12	.64706	73	4- 6	76	56	64	.5746	66	6	6
DIV. I NON-CONF.	12- 2	.85714	28	0- 0	119	81	38	.61062	41	6	6
<hr/>											
TOTALS	RPI 1-25	RPI 26-50		W-L RECORDS		RPI 51-100		RPI 101-150		RPI 150+	
22- 12	1- 3	0- 2		OVERALL		7- 4		8- 2		6- 1	
13- 4	1- 1	0- 1		HOME		4- 2		3- 0		5- 0	
4- 8	0- 2	0- 1		AWAY		2- 2		2- 2		0- 1	
5- 0	0- 0	0- 0		NEUTRAL		1- 0		3- 0		1- 0	
<hr/>											
12- 2	0- 0	0- 2		NON-CONFERENCE		4- 0		4- 0		4- 0	
6- 1	0- 0	0- 1		HOME		2- 0		1- 0		3- 0	
1- 1	0- 0	0- 1		AWAY		1- 0		0- 0		0- 0	
5- 0	0- 0	0- 0		NEUTRAL		1- 0		3- 0		1- 0	
<hr/>											
10- 10	1- 3	0- 0		CONFERENCE		3- 4		4- 2		2- 1	
7- 3	1- 1	0- 0		HOME		2- 2		2- 0		2- 0	
3- 7	0- 2	0- 0		AWAY		1- 2		2- 2		0- 1	
0- 0	0- 0	0- 0		NEUTRAL		0- 0		0- 0		0- 0	
<hr/>											
RPI S	Opponent	Score	RPI S	Opponent	Score	RPI S	Opponent	Score	RPI S	Opponent	Score
12 A	Duke	0 3	28 H	Michigan St.	2 3	51 H	Miami (FL)	3 1	101 A	Wake Forest	3 1
19 H	Florida St.	3 1	42 A	Louisville	2 3	58 A	North Carolina St.	3 0	110 A	Notre Dame	1 3
22 A	North Carolina	0 3				58 H	North Carolina St.	3 0	110 H	Notre Dame	3 1
22 H	North Carolina	2 3				69 H	Lipscomb	3 0	111 N	North Dakota	3 0
						72 A	Virginia	1 3	116 H	Pacific	3 0
						72 H	Virginia	1 3	118 N	UAB	3 1
						82 A	Pittsburgh	0 3	119 A	Clemson	2 3
						82 H	Pittsburgh	1 3	132 A	Maryland	3 2
						84 A	Middle Tenn.	3 0	132 H	Maryland	3 1
						85 N	Bowling Green	3 0	149 N	Rice	3 0
						93 H	Duquesne	3 0	159 A	Georgia Tech	1 3
									167 H	Syracuse	3 1
									207 N	Austin Peay	3 0
									219 H	William & Mary	3 1
									221 H	Towson	3 1
									231 H	Boston College	3 0
									301 H	Saint Francis (PA)	3 0
<hr/>											
LAST 10 GAMES											
82 H	Pittsburgh	1 3	22 A	North Carolina	0 3						
132 H	Maryland	3 1	19 H	Florida St.	3 1						
72 A	Virginia	1 3	51 H	Miami (FL)	3 1						
110 A	Notre Dame	1 3	159 A	Georgia Tech	1 3						
58 A	North Carolina St.	3 0	119 A	Clemson	2 3						

Non-Div. I Games:

Virginia Tech

Average RPI Win: 143		WON-LOST	WINNING	LAST 10	STRENGTH OF		OPP. STRENGTH	TEAM	ADJ	CONF.	ADJ CONF.
Average RPI Loss: 27		RECORD	PCT. RANK	GAMES	SCHEDULE		OF SCHEDULE	RPI	RPI	RPI	RPI
DIV. I ONLY		18- 15	.54545	140	3- 7		42	27	72	.57275	67
DIV. I NON-CONF.		13- 0	1	1	0- 0		209	165	43	.60644	44
TOTALS		RPI 1-25	RPI 26-50		W-L RECORDS		RPI 51-100		RPI 101-150		RPI 150+
18- 15		1- 8	4- 7		OVERALL		2- 0		3- 0		8- 0
10- 7		1- 4	2- 3		HOME		0- 0		2- 0		5- 0
4- 8		0- 4	1- 4		AWAY		1- 0		1- 0		1- 0
4- 0		0- 0	1- 0		NEUTRAL		1- 0		0- 0		2- 0
13- 0		0- 0	1- 0		NON-CONFERENCE		2- 0		2- 0		8- 0
7- 0		0- 0	0- 0		HOME		0- 0		2- 0		5- 0
2- 0		0- 0	0- 0		AWAY		1- 0		0- 0		1- 0
4- 0		0- 0	1- 0		NEUTRAL		1- 0		0- 0		2- 0
5- 15		1- 8	3- 7		CONFERENCE		0- 0		1- 0		0- 0
3- 7		1- 4	2- 3		HOME		0- 0		0- 0		0- 0
2- 8		0- 4	1- 4		AWAY		0- 0		1- 0		0- 0
0- 0		0- 0	0- 0		NEUTRAL		0- 0		0- 0		0- 0
RPI S	Opponent	Score	RPI S	Opponent	Score	RPI S	Opponent	Score	RPI S	Opponent	Score
5 A	Washington	0 	26 A	Utah	2 	79 N	Seton Hall	3 2	129 H	South Dakota	3 0
5 H	Washington	0 	26 H	Utah	3 0	99 A	Army	3 1	138 A	Oregon St.	3 2
6 A	Stanford	0 	34 N	Alabama	3 0				139 H	Idaho	3 0
6 H	Stanford	0 	38 A	California	3 2				163 A	Sam Houston St.	3 0
7 A	Southern California	0 	38 H	California	1 				195 H	Montana	3 1
7 H	Southern California	3 2	47 A	UCLA	1 				208 H	Texas Tech	3 0
24 A	Arizona	0 	47 H	UCLA	2 				215 H	Seattle	3 0
24 H	Arizona	2 	48 A	Colorado	1 				230 H	Eastern Wash.	3 0
25 H	Oregon	0 	48 H	Colorado	2 				249 N	Lamar	3 0
			49 A	Arizona St.	0 				273 H	Nevada	3 1
			49 H	Arizona St.	3 2				309 N	Jackson St.	3 0
LAST 10 GAMES											
5 A	Washington	0 	47 H	UCLA	2 						
25 H	Oregon	0 	24 A	Arizona	0 						
38 A	California	3 2	49 A	Arizona St.	0 						
6 A	Stanford	0 	26 H	Utah	3 0						
7 H	Southern California	3 2	48 H	Colorado	2 						

Non-Div. I Games:

Washington St.

Average RPI Win:	168	WON-LOST	WINNING	LAST 10	STRENGTH OF	OPP. STRENGTH	TEAM	ADJ	CONF.	ADJ CONF.	
Average RPI Loss:	76	RECORD	PCT. RANK	GAMES	SCHEDULE	OF SCHEDULE	RPI	RPI	RPI	RPI	
DIV. I ONLY	23- 7	.76667	32	7- 3	164	98	68	.57075	68	10	10
DIV. I NON-CONF.	9- 1	.9	22	0- 0	178	96	49	.59773	50	9	9
<hr/>											
TOTALS	RPI 1-25	RPI 26-50		W-L RECORDS		RPI 51-100		RPI 101-150		RPI 150+	
23- 7	0- 2	0- 1		OVERALL		6- 2		5- 2		12- 0	
13- 2	0- 1	0- 0		HOME		3- 0		3- 1		7- 0	
8- 5	0- 1	0- 1		AWAY		2- 2		2- 1		4- 0	
2- 0	0- 0	0- 0		NEUTRAL		1- 0		0- 0		1- 0	
<hr/>											
9- 1	0- 0	0- 1		NON-CONFERENCE		2- 0		1- 0		6- 0	
5- 0	0- 0	0- 0		HOME		0- 0		1- 0		4- 0	
2- 1	0- 0	0- 1		AWAY		1- 0		0- 0		1- 0	
2- 0	0- 0	0- 0		NEUTRAL		1- 0		0- 0		1- 0	
<hr/>											
14- 6	0- 2	0- 0		CONFERENCE		4- 2		4- 2		6- 0	
8- 2	0- 1	0- 0		HOME		3- 0		2- 1		3- 0	
6- 4	0- 1	0- 0		AWAY		1- 2		2- 1		3- 0	
0- 0	0- 0	0- 0		NEUTRAL		0- 0		0- 0		0- 0	
<hr/>											
RPI S	Opponent	Score	RPI S	Opponent	Score	RPI S	Opponent	Score	RPI S	Opponent	Score
21 A	Colorado St.	1 3	36 A	Arkansas	2 3	81 A	Utah St.	3 0	102 H	Idaho St.	3 0
21 H	Colorado St.	2 3				81 H	Utah St.	3 0	131 A	UNLV	3 1
						87 A	San Diego St.	0 3	131 H	UNLV	1 3
						87 H	San Diego St.	3 2	137 A	Wyoming	0 3
						91 A	New Mexico St.	3 2	137 H	Wyoming	3 0
						98 N	Northwestern St.	3 0	145 A	Boise St.	3 1
						100 A	Fresno St.	2 3	145 H	Boise St.	3 1
						100 H	Fresno St.	3 2	155 N	UMKC	3 0
									159 H	Georgia Tech	3 1
									180 H	Northern Ariz.	3 0
									208 A	Texas Tech	3 0
									217 A	Air Force	3 1
									217 H	Air Force	3 0
									221 H	Towson	3 1
									239 A	San Jose St.	3 1
									239 H	San Jose St.	3 0
									273 A	Nevada	3 0
									273 H	Nevada	3 0
									286 H	UC Riverside	3 0
<hr/>											
LAST 10 GAMES											
			239 H	San Jose St.	3 0	21 A	Colorado St.	1 3			
			100 H	Fresno St.	3 2	81 H	Utah St.	3 0			
			273 A	Nevada	3 0	145 H	Boise St.	3 1			
			217 H	Air Force	3 0	87 A	San Diego St.	0 3			
			137 A	Wyoming	0 3	131 A	UNLV	3 1			

Non-Div. I Games: Abilene Christian 3 0

New Mexico

Average RPI Win:		209	WON-LOST RECORD		WINNING PCT. RANK		LAST 10 GAMES		STRENGTH OF SCHEDULE		OPP. STRENGTH OF SCHEDULE		TEAM RPI		ADJ RPI		CONF. RPI		ADJ CONF. RPI										
Average RPI Loss:		66																											
DIV. I ONLY			23- 8		.74194 40		8- 2		117		188		69		.57045 69		22		23										
DIV. I NON-CONF.			6- 4		.6 118		0- 0		51		71		69		.57583 68		23		24										
TOTALS		RPI 1-25		RPI 26-50		W-L RECORDS		RPI 51-100		RPI 101-150		RPI 150+																	
23- 8		0- 1		0- 1		OVERALL		3- 6		2- 0		18- 0																	
11- 2		0- 1		0- 0		HOME		1- 1		1- 0		9- 0																	
8- 4		0- 0		0- 1		AWAY		0- 3		0- 0		8- 0																	
4- 2		0- 0		0- 0		NEUTRAL		2- 2		1- 0		1- 0																	
6- 4		0- 1		0- 1		NON-CONFERENCE		1- 2		2- 0		3- 0																	
3- 1		0- 1		0- 0		HOME		0- 0		1- 0		2- 0																	
0- 2		0- 0		0- 1		AWAY		0- 1		0- 0		0- 0																	
3- 1		0- 0		0- 0		NEUTRAL		1- 1		1- 0		1- 0																	
17- 4		0- 0		0- 0		CONFERENCE		2- 4		0- 0		15- 0																	
8- 1		0- 0		0- 0		HOME		1- 1		0- 0		7- 0																	
8- 2		0- 0		0- 0		AWAY		0- 2		0- 0		8- 0																	
1- 1		0- 0		0- 0		NEUTRAL		1- 1		0- 0		0- 0																	
RPI	S	Opponent		Score		RPI	S	Opponent		Score		RPI	S	Opponent		Score													
10	H	Kentucky		0 3		32	A	Georgia		0 3		66	A	Virginia Tech		0 3		109	H	Samford		3 0							
												76	A	East Tenn. St.		2 3		121	N	Furman		3 0							
												76	H	East Tenn. St.		2 3		162	A	FGCU		3 1							
												76	N	East Tenn. St.		3 2		162	H	FGCU		3 0							
												89	A	Jacksonville		1 3		191	H	South Ala.		3 0							
												89	H	Jacksonville		3 2		210	A	Kennesaw St.		3 1							
												89	N	Jacksonville		2 3		210	A	Kennesaw St.		3 0							
												90	N	TCU		1 3		210	H	Kennesaw St.		3 1							
												93	N	Duquesne		3 1		219	N	William & Mary		3 0							
																		233	A	Northern Ky.		3 0							
																		233	H	Northern Ky.		3 1							
																		237	H	Jacksonville St.		3 0							
																		254	A	North Florida		3 0							
																		254	H	North Florida		3 0							
																		257	A	Stetson		3 0							
																		257	H	Stetson		3 1							
																		306	A	USC Upstate		3 1							
																		306	H	USC Upstate		3 0							
																		307	A	Mercer		3 0							
																		307	H	Mercer		3 0							
						LAST 10 GAMES																							
						89 N Jacksonville						2 3						306 A USC Upstate						3 1					
						76 N East Tenn. St.						3 2						76 A East Tenn. St.						2 3					
						210 A Kennesaw St.						3 1						307 A Mercer						3 0					
						162 H FGCU						3 0						210 A Kennesaw St.						3 0					
						257 H Stetson						3 1						89 H Jacksonville						3 2					

Non-Div. I Games:

Lipscomb

Average RPI Win:		187	WON-LOST RECORD		WINNING PCT. RANK		LAST 10 GAMES		STRENGTH OF SCHEDULE		OPP. STRENGTH OF SCHEDULE		TEAM RPI		ADJ RPI		CONF. RPI		ADJ CONF. RPI		
DIV. I ONLY			21- 11		.65625 66		8- 2		73		111		70		.56983 70		12		13		
DIV. I NON-CONF.			9- 4		.69231 80		1- 0		26		87		36		.61402 37		11		12		
TOTALS		RPI 1-25		RPI 26-50		W-L RECORDS		RPI 51-100		RPI 101-150		RPI 150+									
21- 11		0- 2		0- 3		OVERALL		4- 5		3- 1		14- 0									
9- 5		0- 1		0- 1		HOME		2- 2		0- 1		7- 0									
9- 4		0- 1		0- 1		AWAY		1- 2		2- 0		6- 0									
3- 2		0- 0		0- 1		NEUTRAL		1- 1		1- 0		1- 0									
9- 4		0- 2		0- 1		NON-CONFERENCE		3- 1		2- 0		4- 0									
3- 2		0- 1		0- 0		HOME		1- 1		0- 0		2- 0									
3- 1		0- 1		0- 0		AWAY		1- 0		1- 0		1- 0									
3- 1		0- 0		0- 1		NEUTRAL		1- 0		1- 0		1- 0									
12- 7		0- 0		0- 2		CONFERENCE		1- 4		1- 1		10- 0									
6- 3		0- 0		0- 1		HOME		1- 1		0- 1		5- 0									
6- 3		0- 0		0- 1		AWAY		0- 2		1- 0		5- 0									
0- 1		0- 0		0- 0		NEUTRAL		0- 1		0- 0		0- 0									
RPI	S	Opponent		Score		RPI	S	Opponent		Score		RPI	S	Opponent		Score					
18	H	Oklahoma		0	3	35	A	Wichita St.		0	3	56	H	Kansas St.		0	3				
21	A	Colorado St.		0	3	35	H	Wichita St.		1	3	61	A	UNI		2	3				
						37	N	Tulsa		0	3	61	H	UNI		1	3				
												75	A	Northern Ill.		3	1				
												78	N	Northeastern		3	2				
												84	H	Middle Tenn.		3	0				
												94	A	Illinois St.		1	3				
												94	H	Illinois St.		3	0				
												94	N	Illinois St.		1	3				
														220 N Brown		3	0				
														222 A Bradley		3	2				
														222 H Bradley		3	0				
														241 A Evansville		3	0				
														241 H Evansville		3	0				
														243 A Indiana St.		3	2				
														243 H Indiana St.		3	2				
														284 H Alabama A&M		3	0				
														303 A Drake		3	0				
														303 H Drake		3	0				
LAST 10 GAMES																					
94 N Illinois St.						1	3	94 H Illinois St.						3	0						
35 H Wichita St.						1	3	241 A Evansville						3	0						
173 A Loyola Chicago						3	1	105 A Southern Ill.						3	1						
222 A Bradley						3	2	168 H Southeast Mo. St.						3	0						
243 H Indiana St.						3	2	303 H Drake						3	0						

Non-Div. I Games:

Missouri St.

Average RPI Win:	133	WON-LOST RECORD	WINNING PCT. RANK	LAST 10 GAMES	STRENGTH OF SCHEDULE	OPP. STRENGTH OF SCHEDULE	TEAM RPI	ADJ RPI	CONF. RPI	ADJ CONF. RPI		
DIV. I ONLY		15- 11	.57692	121	6- 4	58	61	74	.56956	71	7	7
DIV. I NON-CONF.		6- 2	.75	57	0- 0	6	25	12	.67237	11	5	5
<hr/>												
TOTALS	RPI 1-25	RPI 26-50		W-L RECORDS		RPI 51-100		RPI 101-150		RPI 150+		
15- 11	1- 4	1- 2		OVERALL		3- 1		4- 4		6- 0		
9- 6	0- 3	0- 1		HOME		3- 0		2- 2		4- 0		
5- 5	1- 1	0- 1		AWAY		0- 1		2- 2		2- 0		
1- 0	0- 0	1- 0		NEUTRAL		0- 0		0- 0		0- 0		
<hr/>												
6- 2	1- 2	1- 0		NON-CONFERENCE		2- 0		0- 0		2- 0		
4- 2	0- 2	0- 0		HOME		2- 0		0- 0		2- 0		
1- 0	1- 0	0- 0		AWAY		0- 0		0- 0		0- 0		
1- 0	0- 0	1- 0		NEUTRAL		0- 0		0- 0		0- 0		
<hr/>												
9- 9	0- 2	0- 2		CONFERENCE		1- 1		4- 4		4- 0		
5- 4	0- 1	0- 1		HOME		1- 0		2- 2		2- 0		
4- 5	0- 1	0- 1		AWAY		0- 1		2- 2		2- 0		
0- 0	0- 0	0- 0		NEUTRAL		0- 0		0- 0		0- 0		
<hr/>												
RPI S	Opponent	Score		RPI S	Opponent	Score		RPI S	Opponent	Score		
10 A	Kentucky	3	0	29 A	BYU	2	3	54 A	St. Mary's (CA)	0	3	
14 A	San Diego	0	3	29 H	BYU	1	3	54 H	St. Mary's (CA)	3	2	
14 H	San Diego	0	3	42 N	Louisville	3	1	60 H	UC Santa Barbara	3	1	
15 H	Wisconsin	1	3					72 H	Virginia	3	1	
21 H	Colorado St.	1	3									
<hr/>												
				LAST 10 GAMES								
				127 A Santa Clara				29 A BYU				
				117 A San Francisco				14 A San Diego				
				115 H Loyola Marymount				268 H Portland				
				116 H Pacific				152 H Gonzaga				
				54 H St. Mary's (CA)				115 A Loyola Marymount				

Non-Div. I Games:

Pepperdine

Average RPI Win: 129		WON-LOST	WINNING	LAST 10	STRENGTH OF		OPP. STRENGTH	TEAM	ADJ	CONF.	ADJ CONF.
Average RPI Loss: 64		RECORD	PCT. RANK	GAMES	SCHEDULE		OF SCHEDULE	RPI	RPI	RPI	RPI
DIV. I ONLY		18- 14	.5625	130	6- 4		36	62	71	.56844	72
DIV. I NON-CONF.		7- 5	.58333	135	0- 0		48	95	72	.57056	71
TOTALS		RPI 1-25	RPI 26-50		W-L RECORDS		RPI 51-100		RPI 101-150		RPI 150+
18- 14	0- 5	0- 1		OVERALL		6- 5		7- 2		5- 1	
11- 5	0- 2	0- 0		HOME		3- 2		4- 0		4- 1	
6- 6	0- 2	0- 0		AWAY		2- 3		3- 1		1- 0	
1- 3	0- 1	0- 1		NEUTRAL		1- 0		0- 1		0- 0	
7- 5	0- 1	0- 1		NON-CONFERENCE		2- 2		2- 1		3- 0	
6- 0	0- 0	0- 0		HOME		1- 0		2- 0		3- 0	
0- 2	0- 0	0- 0		AWAY		0- 2		0- 0		0- 0	
1- 3	0- 1	0- 1		NEUTRAL		1- 0		0- 1		0- 0	
11- 9	0- 4	0- 0		CONFERENCE		4- 3		5- 1		2- 1	
5- 5	0- 2	0- 0		HOME		2- 2		2- 0		1- 1	
6- 4	0- 2	0- 0		AWAY		2- 1		3- 1		1- 0	
0- 0	0- 0	0- 0		NEUTRAL		0- 0		0- 0		0- 0	
RPI S	Opponent	Score	RPI S	Opponent	Score	RPI S	Opponent	Score	RPI S	Opponent	Score
12 A	Duke	0 3	40 N	Ohio	2 3	51 H	Miami (FL)	3 1	101 A	Wake Forest	3 0
19 H	Florida St.	1 3				58 A	North Carolina St.	2 3	110 A	Notre Dame	3 0
21 N	Colorado St.	1 3				58 H	North Carolina St.	0 3	110 H	Notre Dame	3 1
22 A	North Carolina	1 3				59 A	Western Ky.	1 3	119 A	Clemson	3 2
22 H	North Carolina	0 3				60 N	UC Santa Barbara	3 2	122 H	Marshall	3 0
						66 A	Virginia Tech	3 1	131 N	UNLV	1 3
						66 H	Virginia Tech	3 1	132 A	Maryland	1 3
						71 A	Pepperdine	1 3	132 H	Maryland	3 1
						79 H	Seton Hall	3 1	150 H	James Madison	3 1
						82 A	Pittsburgh	3 2	159 A	Georgia Tech	3 2
						82 H	Pittsburgh	1 3	167 H	Syracuse	1 3
									195 H	Montana	3 0
									219 H	William & Mary	3 1
									231 H	Boston College	3 2
									272 H	Columbia	3 1
			LAST 10 GAMES								
			132 H	Maryland	3 1	58 A	North Carolina St.	2 3			
			82 H	Pittsburgh	1 3	51 H	Miami (FL)	3 1			
			66 H	Virginia Tech	3 1	19 H	Florida St.	1 3			
			110 A	Notre Dame	3 0	119 A	Clemson	3 2			
			22 A	North Carolina	1 3	159 A	Georgia Tech	3 2			

Non-Div. I Games:

Virginia

Average RPI Win: 207		WON-LOST RECORD		WINNING PCT. RANK		LAST 10 GAMES		STRENGTH OF SCHEDULE		OPP. STRENGTH OF SCHEDULE		TEAM RPI		ADJ RPI		CONF. RPI		ADJ CONF. RPI	
DIV. I ONLY		28- 5		.84848 15		8- 2		206		197		65		.56579 73		19		19	
DIV. I NON-CONF.		12- 2		.85714 28		0- 0		267		167		96		.54443 99		25		26	
TOTALS		RPI 1-25		RPI 26-50		W-L RECORDS		RPI 51-100		RPI 101-150		RPI 150+							
28- 5		0- 0		0- 1		OVERALL		1- 0		3- 2		24- 2							
13- 2		0- 0		0- 1		HOME		1- 0		1- 1		11- 0							
8- 3		0- 0		0- 0		AWAY		0- 0		1- 1		7- 2							
7- 0		0- 0		0- 0		NEUTRAL		0- 0		1- 0		6- 0							
12- 2		0- 0		0- 1		NON-CONFERENCE		1- 0		1- 0		10- 1							
6- 1		0- 0		0- 1		HOME		1- 0		0- 0		5- 0							
2- 1		0- 0		0- 0		AWAY		0- 0		1- 0		1- 1							
4- 0		0- 0		0- 0		NEUTRAL		0- 0		0- 0		4- 0							
16- 3		0- 0		0- 0		CONFERENCE		0- 0		2- 2		14- 1							
7- 1		0- 0		0- 0		HOME		0- 0		1- 1		6- 0							
6- 2		0- 0		0- 0		AWAY		0- 0		0- 1		6- 1							
3- 0		0- 0		0- 0		NEUTRAL		0- 0		1- 0		2- 0							
RPI S	Opponent	Score		RPI S	Opponent	Score		RPI S	Opponent	Score		RPI S	Opponent	Score					
				32 H	Georgia	0	3	97 H	Oral Roberts	3	1	109 H	Samford	3	1				
												109 N	Samford	3	1				
												113 A	Ole Miss	3	1				
												121 A	Furman	1	3				
												121 H	Furman	2	3				
												153 A	Appalachian St.	3	2				
												153 H	Appalachian St.	3	0				
												153 N	Appalachian St.	3	1				
												166 A	UNC Greensboro	3	0				
												166 H	UNC Greensboro	3	2				
												170 N	Arkansas St.	3	1				
												191 A	South Ala.	3	1				
												194 A	Davidson	2	3				
												199 H	Central Mich.	3	0				
												200 H	High Point	3	0				
												209 A	Western Caro.	3	0				
												209 H	Western Caro.	3	1				
												210 N	Kennesaw St.	3	0				
												214 A	Elon	3	0				
												214 H	Elon	3	1				
												214 N	Elon	3	0				
												218 A	Troy	0	3				
												224 H	North Dakota St.	3	0				
												251 N	Tennessee St.	3	0				
												258 A	Wofford	3	0				
												290 H	Chattanooga	3	1				
												299 N	Southern Utah	3	0				
LAST 10 GAMES																			
				109 N	Samford	3	1	194 A	Davidson	2	3	224 H	North Dakota St.	3	0				
				153 N	Appalachian St.	3	1	305 A	Citadel	3	0	251 N	Tennessee St.	3	0				
				214 N	Elon	3	0	258 A	Wofford	3	0	258 A	Wofford	3	0				
				153 H	Appalachian St.	3	0	121 A	Furman	1	3	290 H	Chattanooga	3	1				
				209 H	Western Caro.	3	1	109 H	Samford	3	1	299 N	Southern Utah	3	0				

Non-Div. I Games:

Ga. Southern

RPI	S	Opponent	Score	
305	A	Citadel	3	0
305	H	Citadel	3	0
308	H	Charleston So.	3	0
309	H	Jackson St.	3	0

Ga. Southern

G
a
.
S
o
u
t
h
e
r
n

G
a
.
S
o
u
t
h
e
r
n

Average RPI Win:		187	WON-LOST	WINNING	LAST 10	STRENGTH OF		OPP. STRENGTH	TEAM	ADJ	CONF.	ADJ CONF.
Average RPI Loss:		43	RECORD	PCT. RANK	GAMES	SCHEDULE		OF SCHEDULE	RPI	RPI	RPI	RPI
DIV. I ONLY		20- 13		.60606	100	4- 6		64	77	73	.56238	74
DIV. I NON-CONF.		15- 2		.88235	26	1- 1		140	245	53	.59181	56
TOTALS		RPI 1-25		RPI 26-50		W-L RECORDS		RPI 51-100		RPI 101-150		RPI 150+
20- 13	0- 8		0- 0	OVERALL		4- 4				2- 1		14- 0
11- 6	0- 4		0- 0	HOME		2- 1				0- 1		9- 0
5- 7	0- 4		0- 0	AWAY		2- 3				2- 0		1- 0
4- 0	0- 0		0- 0	NEUTRAL		0- 0				0- 0		4- 0
15- 2	0- 0		0- 0	NON-CONFERENCE		1- 1				2- 1		12- 0
8- 1	0- 0		0- 0	HOME		0- 0				0- 1		8- 0
3- 1	0- 0		0- 0	AWAY		1- 1				2- 0		0- 0
4- 0	0- 0		0- 0	NEUTRAL		0- 0				0- 0		4- 0
5- 11	0- 8		0- 0	CONFERENCE		3- 3				0- 0		2- 0
3- 5	0- 4		0- 0	HOME		2- 1				0- 0		1- 0
2- 6	0- 4		0- 0	AWAY		1- 2				0- 0		1- 0
0- 0	0- 0		0- 0	NEUTRAL		0- 0				0- 0		0- 0
RPI S	Opponent	Score	RPI S	Opponent	Score	RPI S	Opponent	Score	RPI S	Opponent	Score	
2 A	Texas	0 3				56 A	Kansas St.	0 3	106 A	Toledo	3 0	
2 H	Texas	0 3				56 H	Kansas St.	3 1	122 H	Marshall	1 3	
13 A	Kansas	0 3				90 A	TCU	1 3	143 A	Buffalo	3 0	
13 H	Kansas	1 3				90 H	TCU	3 0	171 H	Georgetown	3 2	
18 A	Oklahoma	0 3				92 A	Baylor	3 1	173 N	Loyola Chicago	3 0	
18 H	Oklahoma	1 3				92 H	Baylor	0 3	186 N	Eastern Ill.	3 1	
23 A	Iowa St.	0 3				93 A	Duquesne	0 3	189 H	Liberty	3 0	
23 H	Iowa St.	0 3				95 A	Morehead St.	3 1	192 N	Hampton	3 2	
									208 A	Texas Tech	3 1	
									208 H	Texas Tech	3 2	
									226 H	Navy	3 0	
									228 H	UMBC	3 1	
									234 N	Campbell	3 0	
									280 H	Norfolk St.	3 0	
									282 H	Canisius	3 0	
									289 H	Fordham	3 0	
									300 H	Robert Morris	3 0	
LAST 10 GAMES												
143 A	Buffalo	3 0	23 H	Iowa St.	0 3							
18 H	Oklahoma	1 3	56 A	Kansas St.	0 3							
92 A	Baylor	3 1	13 A	Kansas	0 3							
2 A	Texas	0 3	208 H	Texas Tech	3 2							
90 H	TCU	3 0	122 H	Marshall	1 3							

Non-Div. I Games:

West Virginia

Average RPI Win:	170	WON-LOST RECORD	WINNING PCT. RANK	LAST 10 GAMES		STRENGTH OF SCHEDULE	OPP. STRENGTH OF SCHEDULE	TEAM RPI	ADJ RPI	CONF. RPI	ADJ CONF. RPI
DIV. I ONLY		19- 13	.59375 111	7- 3		62	102	76	.55876 75	9	9
DIV. I NON-CONF.		8- 6	.57143 141	0- 0		80	130	98	.54849 93	10	10
<hr/>											
TOTALS	RPI 1-25		RPI 26-50		W-L RECORDS		RPI 51-100		RPI 101-150		RPI 150+
19- 13	0- 1		0- 3		OVERALL		3- 6		5- 3		11- 0
13- 6	0- 1		0- 2		HOME		1- 3		4- 0		8- 0
4- 5	0- 0		0- 0		AWAY		1- 3		1- 2		2- 0
2- 2	0- 0		0- 1		NEUTRAL		1- 0		0- 1		1- 0
8- 6	0- 1		0- 1		NON-CONFERENCE		0- 3		2- 1		6- 0
7- 4	0- 1		0- 1		HOME		0- 2		2- 0		5- 0
0- 1	0- 0		0- 0		AWAY		0- 1		0- 0		0- 0
1- 1	0- 0		0- 0		NEUTRAL		0- 0		0- 1		1- 0
11- 7	0- 0		0- 2		CONFERENCE		3- 3		3- 2		5- 0
6- 2	0- 0		0- 1		HOME		1- 1		2- 0		3- 0
4- 4	0- 0		0- 0		AWAY		1- 2		1- 2		2- 0
1- 1	0- 0		0- 1		NEUTRAL		1- 0		0- 0		0- 0
<hr/>											
RPI S	Opponent	Score	RPI S	Opponent	Score	RPI S	Opponent	Score	RPI S	Opponent	Score
7 H	Southern California	1 3	40 H	Ohio	1 3	61 H	UNI	0 3	106 A	Toledo	2 3
			40 N	Ohio	0 3	64 A	Ball St.	0 3	106 H	Toledo	3 0
			50 H	Ohio St.	2 3	64 H	Ball St.	0 3	125 N	UALR	0 3
						70 H	Missouri St.	1 3	133 A	Eastern Mich.	3 1
						85 A	Bowling Green	0 3	133 H	Eastern Mich.	3 1
						85 N	Bowling Green	3 1	143 A	Buffalo	2 3
						91 A	New Mexico St.	1 3	144 H	IPFW	3 1
						96 A	Western Mich.	3 2	148 H	Green Bay	3 2
						96 H	Western Mich.	3 1	151 H	George Washington	3 0
									175 H	Miami (OH)	3 1
									177 H	Belmont	3 1
									179 H	Oakland	3 0
									189 H	Liberty	3 0
									199 A	Central Mich.	3 0
									199 H	Central Mich.	3 1
									216 H	Kent St.	3 0
									244 H	Western Ill.	3 2
									259 A	Akron	3 1
									299 N	Southern Utah	3 2
			LAST 10 GAMES								
			40 N	Ohio	0 3	199 A	Central Mich.	3 0			
			85 N	Bowling Green	3 1	175 H	Miami (OH)	3 1			
			106 H	Toledo	3 0	96 H	Western Mich.	3 1			
			64 H	Ball St.	0 3	216 H	Kent St.	3 0			
			133 A	Eastern Mich.	3 1	40 H	Ohio	1 3			

Non-Div. I Games:

Northern Ill.

Average RPI Win:		211	WON-LOST RECORD		WINNING PCT. RANK	LAST 10 GAMES		STRENGTH OF SCHEDULE		OPP. STRENGTH OF SCHEDULE	TEAM RPI	ADJ RPI	CONF. RPI	ADJ CONF. RPI			
Average RPI Loss:		74															
DIV. I ONLY			22- 9	.70968	49	8- 2		141		154	77	.55706	76	22	23		
DIV. I NON-CONF.			6- 6	.5	166	0- 0		78		45	113	.53803	111	23	24		
TOTALS		RPI 1-25		RPI 26-50		W-L RECORDS		RPI 51-100		RPI 101-150		RPI 150+					
22- 9		0- 1		0- 1		OVERALL		2- 5		2- 1		18- 1					
9- 1		0- 0		0- 0		HOME		1- 1		1- 0		7- 0					
10- 3		0- 1		0- 0		AWAY		1- 1		1- 1		8- 0					
3- 5		0- 0		0- 1		NEUTRAL		0- 3		0- 0		3- 1					
6- 6		0- 1		0- 1		NON-CONFERENCE		0- 2		2- 1		4- 1					
1- 0		0- 0		0- 0		HOME		0- 0		1- 0		0- 0					
2- 2		0- 1		0- 0		AWAY		0- 0		1- 1		1- 0					
3- 4		0- 0		0- 1		NEUTRAL		0- 2		0- 0		3- 1					
16- 3		0- 0		0- 0		CONFERENCE		2- 3		0- 0		14- 0					
8- 1		0- 0		0- 0		HOME		1- 1		0- 0		7- 0					
8- 1		0- 0		0- 0		AWAY		1- 1		0- 0		7- 0					
0- 1		0- 0		0- 0		NEUTRAL		0- 1		0- 0		0- 0					
RPI	S	Opponent		Score		RPI	S	Opponent		Score		RPI	S	Opponent		Score	
10	A	Kentucky		0	3	35	N	Wichita St.		0	3	53	N	VCU		2	3
												53	N	VCU		0	3
												69	A	Lipscomb		3	2
												69	H	Lipscomb		3	2
												69	N	Lipscomb		2	3
												89	A	Jacksonville		2	3
												89	H	Jacksonville		0	3
												101	A	Wake Forest		1	3
												121	H	Furman		3	0
												122	A	Marshall		3	2
												162	A	FGCU		3	2
												162	H	FGCU		3	0
												166	N	UNC Greensboro		2	3
												181	A	Tennessee		3	1
												189	N	Liberty		3	0
												207	N	Austin Peay		3	1
												210	A	Kennesaw St.		3	1
												210	H	Kennesaw St.		3	0
												232	N	East Carolina		3	0
												233	A	Northern Ky.		3	1
												233	H	Northern Ky.		3	1
												254	A	North Florida		3	2
												254	H	North Florida		3	0
												257	A	Stetson		3	2
												257	H	Stetson		3	0
												306	A	USC Upstate		3	0
												306	H	USC Upstate		3	0
												307	A	Mercer		3	1
												307	H	Mercer		3	1
						LAST 10 GAMES											
						69	N	Lipscomb		2	3	257	A	Stetson		3	2
						89	H	Jacksonville		0	3	162	A	FGCU		3	2
						254	H	North Florida		3	0	210	H	Kennesaw St.		3	0
						233	H	Northern Ky.		3	1	306	H	USC Upstate		3	0
						69	H	Lipscomb		3	2	307	H	Mercer		3	1

Non-Div. I Games:

East Tenn. St.

Average RPI Win:		204	WON-LOST RECORD		WINNING PCT. RANK		LAST 10 GAMES		STRENGTH OF SCHEDULE		OPP. STRENGTH OF SCHEDULE		TEAM RPI		ADJ RPI		CONF. RPI		ADJ CONF. RPI	
DIV. I ONLY			18- 10		.64286 77		8- 2		111		112		79		.55455 77		17		17	
DIV. I NON-CONF.			4- 8		.33333 248		0- 0		108		13		169		.49499 155		18		17	
TOTALS		RPI 1-25		RPI 26-50		W-L RECORDS		RPI 51-100		RPI 101-150		RPI 150+								
18- 10		0- 5		0- 0		OVERALL		1- 2		4- 2		13- 1								
8- 2		0- 0		0- 0		HOME		0- 0		2- 2		6- 0								
7- 4		0- 2		0- 0		AWAY		0- 1		2- 0		5- 1								
3- 4		0- 3		0- 0		NEUTRAL		1- 1		0- 0		2- 0								
4- 8		0- 5		0- 0		NON-CONFERENCE		1- 2		0- 1		3- 0								
0- 1		0- 0		0- 0		HOME		0- 0		0- 1		0- 0								
1- 3		0- 2		0- 0		AWAY		0- 1		0- 0		1- 0								
3- 4		0- 3		0- 0		NEUTRAL		1- 1		0- 0		2- 0								
14- 2		0- 0		0- 0		CONFERENCE		0- 0		4- 1		10- 1								
8- 1		0- 0		0- 0		HOME		0- 0		2- 1		6- 0								
6- 1		0- 0		0- 0		AWAY		0- 0		2- 0		4- 1								
0- 0		0- 0		0- 0		NEUTRAL		0- 0		0- 0		0- 0								
RPI	S	Opponent		Score		RPI	S	Opponent		Score		RPI	S	Opponent		Score				
3	N	Florida		0	3				63	N	Northwestern	2	3	103	A	Valparaiso	3	0		
8	A	Marquette		0	3				85	N	Bowling Green	3	0	103	H	Valparaiso	3	1		
13	N	Kansas		0	3				96	A	Western Mich.	2	3	103	H	Valparaiso	1	3		
15	A	Wisconsin		1	3									124	H	Iowa	2	3		
18	N	Oklahoma		0	3									148	A	Green Bay	3	1		
														148	H	Green Bay	3	1		
														174	A	Cleveland St.	2	3		
														174	H	Cleveland St.	3	0		
														174	H	Cleveland St.	3	1		
														179	A	Oakland	3	0		
														179	H	Oakland	3	1		
														193	A	Youngstown St.	3	2		
														193	H	Youngstown St.	3	0		
														259	A	Akron	3	1		
														267	A	Ill.-Chicago	3	0		
														267	H	Ill.-Chicago	3	0		
														296	A	Wright St.	3	0		
														296	H	Wright St.	3	0		
														298	N	Tennessee Tech	3	1		
														315	N	Niagara	3	0		
LAST 10 GAMES																				

Non-Div. I Games:

Milwaukee

Average RPI Win: 178		WON-LOST	WINNING	LAST 10	STRENGTH OF		OPP. STRENGTH	TEAM	ADJ	CONF.	ADJ CONF.
Average RPI Loss: 109		RECORD	PCT. RANK	GAMES	SCHEDULE		OF SCHEDULE	RPI	RPI	RPI	RPI
DIV. I ONLY		19- 11	.63333	80	6- 4		79	128	75	.55414	78
DIV. I NON-CONF.		8- 6	.57143	141	0- 0		99	124	104	.5419	105
TOTALS		RPI 1-25	RPI 26-50		W-L RECORDS		RPI 51-100		RPI 101-150		RPI 150+
19- 11	0- 0	0- 1		OVERALL		2- 5		5- 3		12- 2	
9- 2	0- 0	0- 0		HOME		0- 1		2- 1		7- 0	
8- 4	0- 0	0- 0		AWAY		2- 1		2- 1		4- 2	
2- 5	0- 0	0- 1		NEUTRAL		0- 3		1- 1		1- 0	
8- 6	0- 0	0- 1		NON-CONFERENCE		1- 3		1- 2		6- 0	
4- 0	0- 0	0- 0		HOME		0- 0		1- 0		3- 0	
3- 1	0- 0	0- 0		AWAY		1- 0		0- 1		2- 0	
1- 5	0- 0	0- 1		NEUTRAL		0- 3		0- 1		1- 0	
11- 5	0- 0	0- 0		CONFERENCE		1- 2		4- 1		6- 2	
5- 2	0- 0	0- 0		HOME		0- 1		1- 1		4- 0	
5- 3	0- 0	0- 0		AWAY		1- 1		2- 0		2- 2	
1- 0	0- 0	0- 0		NEUTRAL		0- 0		1- 0		0- 0	
RPI S	Opponent	Score	RPI S	Opponent	Score	RPI S	Opponent	Score	RPI S	Opponent	Score
			37 N	Tulsa	2 3	65 A	Col. of Charleston	1 3	112 A	Dayton	1 3
						65 A	Col. of Charleston	3 2	117 N	San Francisco	1 3
						65 H	Col. of Charleston	1 3	128 H	St. John's (NY)	3 1
						70 N	Missouri St.	2 3	146 A	UNC Wilmington	3 2
						82 N	Pittsburgh	0 3	146 H	UNC Wilmington	3 0
						86 N	SMU	2 3	146 N	UNC Wilmington	3 0
						87 A	San Diego St.	3 2	150 A	James Madison	3 0
									150 H	James Madison	2 3
									164 H	Harvard	3 1
									188 A	Rhode Island	3 1
									201 A	Hofstra	2 3
									201 H	Hofstra	3 1
									203 A	UConn	3 2
									206 H	New Hampshire	3 1
									213 A	Delaware	3 1
									213 H	Delaware	3 1
									219 A	William & Mary	2 3
									219 H	William & Mary	3 0
									221 A	Towson	3 0
									221 H	Towson	3 0
									231 H	Boston College	3 1
									240 N	Albany (NY)	3 0
LAST 10 GAMES											
			65 A	Col. of Charleston	1 3	146 A	UNC Wilmington	3 2			
			146 N	UNC Wilmington	3 0	150 A	James Madison	3 0			
			219 H	William & Mary	3 0	219 A	William & Mary	2 3			
			150 H	James Madison	2 3	201 A	Hofstra	2 3			
			65 A	Col. of Charleston	3 2	213 H	Delaware	3 1			

Non-Div. I Games:

Northeastern

Average RPI Win:		180	WON-LOST RECORD		WINNING PCT. RANK		LAST 10 GAMES		STRENGTH OF SCHEDULE		OPP. STRENGTH OF SCHEDULE		TEAM RPI		ADJ RPI		CONF. RPI		ADJ CONF. RPI				
DIV. I ONLY			16- 15		.51613 163		5- 5		46		67		82		.5538 79		5		5				
DIV. I NON-CONF.			9- 6		.6 118		1- 0		85		127		93		.55327 89		7		7				
TOTALS		RPI 1-25		RPI 26-50				W-L RECORDS		RPI 51-100				RPI 101-150				RPI 150+					
16- 15		1- 4		0- 4				OVERALL		2- 5				3- 1				10- 1					
6- 4		1- 1		0- 1				HOME		0- 1				2- 0				3- 1					
8- 7		0- 2		0- 2				AWAY		2- 2				1- 1				5- 0					
2- 4		0- 1		0- 1				NEUTRAL		0- 2				0- 0				2- 0					
9- 6		0- 1		0- 2				NON-CONFERENCE		2- 3				0- 0				7- 0					
2- 0		0- 0		0- 0				HOME		0- 0				0- 0				2- 0					
5- 2		0- 0		0- 1				AWAY		2- 1				0- 0				3- 0					
2- 4		0- 1		0- 1				NEUTRAL		0- 2				0- 0				2- 0					
7- 9		1- 3		0- 2				CONFERENCE		0- 2				3- 1				3- 1					
4- 4		1- 1		0- 1				HOME		0- 1				2- 0				1- 1					
3- 5		0- 2		0- 1				AWAY		0- 1				1- 1				2- 0					
0- 0		0- 0		0- 0				NEUTRAL		0- 0				0- 0				0- 0					
RPI	S	Opponent		Score		RPI	S	Opponent		Score		RPI	S	Opponent		Score		RPI	S	Opponent		Score	
4	N	Missouri		0	3	34	N	Alabama		1	3	52	N	Colgate		2	3	128	A	St. John's (NY)		2	3
8	A	Marquette		0	3	39	A	Yale		2	3	57	A	Xavier		1	3	128	H	St. John's (NY)		3	1
8	H	Marquette		2	3	43	A	Butler		0	3	57	H	Xavier		1	3	141	A	Villanova		3	1
16	A	Creighton		0	3	43	H	Butler		1	3	67	N	Washington St.		2	3	141	H	Villanova		3	2
16	H	Creighton		3	1							72	A	Virginia		1	3	158	A	DePaul		3	2
												88	A	LIU Brooklyn		3	0	158	H	DePaul		3	1
												99	A	Army		3	2	171	A	Georgetown		3	2
																		171	H	Georgetown		0	3
																		201	H	Hofstra		3	0
																		219	N	William & Mary		3	0
																		246	A	Princeton		3	0
																		262	H	Stony Brook		3	0
																		272	N	Columbia		3	2
																		285	A	Rutgers		3	2
																		302	A	NJIT		3	1
LAST 10 GAMES																							
128	H	St. John's (NY)		3	1	8	A	Marquette		0	3												
158	H	DePaul		3	1	16	A	Creighton		0	3												
16	H	Creighton		3	1	302	A	NJIT		3	1												
8	H	Marquette		2	3	57	H	Xavier		1	3												
158	A	DePaul		3	2	43	H	Butler		1	3												

Non-Div. I Games:

Seton Hall

Average RPI Win:		151	WON-LOST RECORD		WINNING PCT. RANK	LAST 10 GAMES		STRENGTH OF SCHEDULE	OPP. STRENGTH OF SCHEDULE	TEAM RPI	ADJ RPI	CONF. RPI	ADJ CONF. RPI
Average RPI Loss:		69											
DIV. I ONLY		18- 11			.62069 89	8- 2		113	63	78	.55322 80	8	8
DIV. I NON-CONF.		7- 6			.53846 157	0- 0		123	26	117	.53334 117	8	8
TOTALS		RPI 1-25	RPI 26-50		W-L RECORDS		RPI 51-100		RPI 101-150		RPI 150+		
18- 11		1- 4	0- 3		OVERALL		3- 1		7- 1		7- 2		
11- 6		1- 3	0- 2		HOME		2- 0		3- 1		5- 0		
7- 3		0- 1	0- 1		AWAY		1- 0		4- 0		2- 1		
0- 2		0- 0	0- 0		NEUTRAL		0- 1		0- 0		0- 1		
7- 6		1- 2	0- 1		NON-CONFERENCE		1- 1		3- 1		2- 1		
5- 4		1- 2	0- 1		HOME		1- 0		1- 1		2- 0		
2- 0		0- 0	0- 0		AWAY		0- 0		2- 0		0- 0		
0- 2		0- 0	0- 0		NEUTRAL		0- 1		0- 0		0- 1		
11- 5		0- 2	0- 2		CONFERENCE		2- 0		4- 0		5- 1		
6- 2		0- 1	0- 1		HOME		1- 0		2- 0		3- 0		
5- 3		0- 1	0- 1		AWAY		1- 0		2- 0		2- 1		
0- 0		0- 0	0- 0		NEUTRAL		0- 0		0- 0		0- 0		
RPI S	Opponent	Score	RPI S	Opponent	Score	RPI S	Opponent	Score	RPI S	Opponent	Score		
10 H	Kentucky	0 3	41 A	Cal St. Northridge	1 3	51 N	Miami (FL)	2 3	108 A	UC Irvine	3 0		
17 A	Hawaii	1 3	41 H	Cal St. Northridge	2 3	60 A	UC Santa Barbara	3 2	108 H	UC Irvine	3 0		
17 H	Hawaii	0 3	47 H	UCLA	2 3	60 H	UC Santa Barbara	3 2	115 A	Loyola Marymount	3 0		
19 H	Florida St.	2 3				65 H	Col. of Charleston	3 1	117 A	San Francisco	3 2		
20 H	Illinois	3 1							134 H	Bakersfield	3 0		
									138 H	Oregon St.	2 3		
									147 A	UC Davis	3 1		
									147 H	UC Davis	3 1		
									161 A	Cal Poly	0 3		
									161 H	Cal Poly	3 0		
									187 A	Cal St. Fullerton	3 1		
									187 H	Cal St. Fullerton	3 2		
									215 H	Seattle	3 0		
									217 N	Air Force	2 3		
									286 A	UC Riverside	3 1		
									286 H	UC Riverside	3 0		
									310 H	Prairie View	3 0		
			LAST 10 GAMES										
			161 H	Cal Poly	3 0	41 H	Cal St. Northridge	2 3					
			60 H	UC Santa Barbara	3 2	147 H	UC Davis	3 1					
			108 A	UC Irvine	3 0	17 A	Hawaii	1 3					
			187 A	Cal St. Fullerton	3 1	108 H	UC Irvine	3 0					
			286 A	UC Riverside	3 1	286 H	UC Riverside	3 0					

Non-Div. I Games:

Long Beach St.

U
t
a
h
S
t
.

Utah St.				Through Games Of Through Matches of Nov. 30, 2013									
Average RPI Win:		180	WON-LOST RECORD	WINNING PCT. RANK	LAST 10 GAMES	STRENGTH OF SCHEDULE	OPP. STRENGTH OF SCHEDULE	TEAM RPI	ADJ RPI	CONF. RPI	ADJ CONF. RPI		
DIV. I ONLY			20- 11	.64516 74	6- 4	128	94	84	.5505 81	10	10		
DIV. I NON-CONF.			7- 4	.63636 105	0- 0	125	70	91	.5534 88	9	9		

TOTALS		RPI 1-25	RPI 26-50		W-L RECORDS	RPI 51-100		RPI 101-150		RPI 150+			
20- 11		0- 3	0- 2		OVERALL	3- 4		6- 2		11- 0			
9- 2		0- 1	0- 0		HOME	2- 1		3- 0		4- 0			
7- 7		0- 2	0- 1		AWAY	0- 3		2- 1		5- 0			
4- 2		0- 0	0- 1		NEUTRAL	1- 0		1- 1		2- 0			
7- 4		0- 1	0- 2		NON-CONFERENCE	1- 0		1- 1		5- 0			
1- 0		0- 0	0- 0		HOME	0- 0		0- 0		1- 0			
2- 2		0- 1	0- 1		AWAY	0- 0		0- 0		2- 0			
4- 2		0- 0	0- 1		NEUTRAL	1- 0		1- 1		2- 0			
13- 7		0- 2	0- 0		CONFERENCE	2- 4		5- 1		6- 0			
8- 2		0- 1	0- 0		HOME	2- 1		3- 0		3- 0			
5- 5		0- 1	0- 0		AWAY	0- 3		2- 1		3- 0			
0- 0		0- 0	0- 0		NEUTRAL	0- 0		0- 0		0- 0			
RPI S	Opponent		Score	RPI S	Opponent		Score	RPI S	Opponent		Score		
12 A	Duke		0 3	26 A	Utah		2 3	61 N	UNI		3 1		
21 A	Colorado St.		1 3	35 N	Wichita St.		2 3	68 A	New Mexico		0 3		
21 H	Colorado St.		2 3					68 H	New Mexico		0 3		
								87 A	San Diego St.		0 3		
								87 H	San Diego St.		3 0		
								100 A	Fresno St.		1 3		
								100 H	Fresno St.		3 0		
									</				

U
t
a
h
S
t
.

Non-Div. I Games:

Utah St.

Average RPI Win: 149		WON-LOST	WINNING	LAST 10	STRENGTH OF		OPP. STRENGTH	TEAM	ADJ	CONF.	ADJ CONF.
Average RPI Loss: 78		RECORD	PCT. RANK	GAMES	SCHEDULE		OF SCHEDULE	RPI	RPI	RPI	RPI
DIV. I ONLY		19- 14	.57576	122	1- 0		81	68	80	.54908	82
DIV. I NON-CONF.		8- 5	.61538	112	0- 0		101	117	92	.54914	92
TOTALS		RPI 1-25	RPI 26-50	W-L RECORDS		RPI 51-100	RPI 101-150	RPI 150+			
19- 14	0- 4		0- 1	OVERALL		5- 4	5- 3	9- 2			
8- 5	0- 1		0- 0	HOME		2- 2	3- 0	3- 2			
6- 7	0- 3		0- 0	AWAY		2- 2	1- 2	3- 0			
5- 2	0- 0		0- 1	NEUTRAL		1- 0	1- 1	3- 0			
8- 5	0- 1		0- 1	NON-CONFERENCE		1- 1	2- 1	5- 1			
1- 2	0- 0		0- 0	HOME		0- 1	0- 0	1- 1			
2- 1	0- 1		0- 0	AWAY		0- 0	1- 0	1- 0			
5- 2	0- 0		0- 1	NEUTRAL		1- 0	1- 1	3- 0			
11- 9	0- 3		0- 0	CONFERENCE		4- 3	3- 2	4- 1			
7- 3	0- 1		0- 0	HOME		2- 1	3- 0	2- 1			
4- 6	0- 2		0- 0	AWAY		2- 2	0- 2	2- 0			
0- 0	0- 0		0- 0	NEUTRAL		0- 0	0- 0	0- 0			
RPI S	Opponent	Score	RPI S	Opponent	Score	RPI S	Opponent	Score	RPI S	Opponent	Score
4 A	Missouri	1 3	27 N	Purdue	2 3	51 A	Miami (FL)	0 3	101 H	Wake Forest	3 2
12 H	Duke	1 3				58 A	North Carolina St.	2 3	102 N	Idaho St.	0 3
19 A	Florida St.	0 3				58 H	North Carolina St.	3 0	110 A	Notre Dame	2 3
22 A	North Carolina	1 3				66 A	Virginia Tech	3 1	119 H	Clemson	3 0
						66 H	Virginia Tech	3 0	129 N	South Dakota	3 1
						72 A	Virginia	3 1	132 A	Maryland	1 3
						72 H	Virginia	2 3	132 H	Maryland	3 2
						78 N	Northeastern	3 0	136 A	South Fla.	3 2
						95 H	Morehead St.	2 3	159 H	Georgia Tech	3 0
									167 A	Syracuse	3 0
									167 H	Syracuse	1 3
									170 N	Arkansas St.	3 0
									190 N	Fla. Atlantic	3 0
									203 A	UConn	3 2
									227 H	Cornell	2 3
									231 A	Boston College	3 2
									231 H	Boston College	3 0
									240 N	Albany (NY)	3 0
									285 H	Rutgers	3 1
			LAST 10 GAMES								
			66 A	Virginia Tech	3 1	167 A	Syracuse	3 0			
			72 A	Virginia	3 1	12 H	Duke	1 3			
			58 H	North Carolina St.	3 0	101 H	Wake Forest	3 2			
			132 H	Maryland	3 2	110 A	Notre Dame	2 3			
			231 A	Boston College	3 2	132 A	Maryland	1 3			

Non-Div. I Games:

Pittsburgh

Average RPI Win:		206	WON-LOST RECORD		WINNING PCT. RANK		LAST 10 GAMES		STRENGTH OF SCHEDULE		OPP. STRENGTH OF SCHEDULE		TEAM RPI		ADJ RPI		CONF. RPI		ADJ CONF. RPI					
Average RPI Loss:		73																						
DIV. I ONLY			21- 11		.65625 66		9- 1		123		149		85		.54773 83		25		25					
DIV. I NON-CONF.			3- 7		.3 263		0- 0		14		6		106		.54406 100		21		18					
TOTALS		RPI 1-25		RPI 26-50		W-L RECORDS		RPI 51-100		RPI 101-150		RPI 150+												
21- 11		0- 5		0- 1		OVERALL		0- 1		5- 2		16- 2												
14- 4		0- 2		0- 1		HOME		0- 0		4- 1		10- 0												
7- 5		0- 2		0- 0		AWAY		0- 0		1- 1		6- 2												
0- 2		0- 1		0- 0		NEUTRAL		0- 1		0- 0		0- 0												
3- 7		0- 5		0- 1		NON-CONFERENCE		0- 1		2- 0		1- 0												
3- 3		0- 2		0- 1		HOME		0- 0		2- 0		1- 0												
0- 2		0- 2		0- 0		AWAY		0- 0		0- 0		0- 0												
0- 2		0- 1		0- 0		NEUTRAL		0- 1		0- 0		0- 0												
18- 4		0- 0		0- 0		CONFERENCE		0- 0		3- 2		15- 2												
11- 1		0- 0		0- 0		HOME		0- 0		2- 1		9- 0												
7- 3		0- 0		0- 0		AWAY		0- 0		1- 1		6- 2												
0- 0		0- 0		0- 0		NEUTRAL		0- 0		0- 0		0- 0												
RPI	S	Opponent		Score		RPI	S	Opponent		Score		RPI	S	Opponent		Score								
5	H	Washington		0	3	29	H	BYU		0	3	63	N	Northwestern		0	3	102	A	Idaho St.	3 2			
17	A	Hawaii		0	3							102	H	Idaho St.		3 1								
18	H	Oklahoma		1	3							102	H	Idaho St.		0 3								
24	N	Arizona		1	3							111	A	North Dakota		2 3								
25	A	Oregon		0	3							111	H	North Dakota		3 2								
												116	H	Pacific		3 2								
						145	H	Boise St.		3 0														
						152	H	Gonzaga		3 0														
						180	A	Northern Ariz.		0 3														
						180	H	Northern Ariz.		3 1														
						182	A	Northern Colo.		3 1														
						182	H	Northern Colo.		3 0														
						195	A	Montana		3 0														
						195	H	Montana		3 0														
						195	H	Montana		3 0														
						229	A	Sacramento St.		1 3														
						229	H	Sacramento St.		3 0														
						230	A	Eastern Wash.		3 1														
						230	H	Eastern Wash.		3 0														
						287	A	Montana St.		3 0														
						287	H	Montana St.		3 1														
						299	A	Southern Utah		3 0														
						299	H	Southern Utah		3 0														
						304	A	Weber St.		3 1														
						304	H	Weber St.		3 0														
						LAST 10 GAMES																		
						102	H	Idaho St.		0 3	111	H	North Dakota		3 2	299	H	Southern Utah		3 0	304	A	Weber St.	3 1
						195	H	Montana		3 0	180	H	Northern Ariz.		3 1	299	H	Southern Utah		3 0	304	H	Weber St.	3 0
						102	A	Idaho St.		3 2	299	H	Southern Utah		3 0	195	A	Montana		3 0				
						304	A	Weber St.		3 1	195	A	Montana		3 0	287	A	Montana St.		3 0				
						182	H	Northern Colo.		3 0	287	A	Montana St.		3 0									

Non-Div. I Games:

Portland St.

Average RPI Win:		167	WON-LOST RECORD		WINNING PCT. RANK	LAST 10 GAMES		STRENGTH OF SCHEDULE		OPP. STRENGTH OF SCHEDULE	TEAM RPI	ADJ RPI	CONF. RPI	ADJ CONF. RPI			
Average RPI Loss:		67															
DIV. I ONLY			14- 16		.46667	194	4- 6		39		74	102	.54488	85	9	9	
DIV. I NON-CONF.			4- 9		.30769	259	0- 1		21		14	119	.53342	116	10	10	
TOTALS		RPI 1-25		RPI 26-50		W-L RECORDS		RPI 51-100		RPI 101-150		RPI 150+					
14- 16		0- 4		1- 3		OVERALL		2- 4		2- 5		9- 0					
8- 4		0- 2		1- 1		HOME		1- 0		1- 1		5- 0					
5- 7		0- 1		0- 1		AWAY		1- 1		0- 4		4- 0					
1- 5		0- 1		0- 1		NEUTRAL		0- 3		1- 0		0- 0					
4- 9		0- 4		1- 1		NON-CONFERENCE		0- 2		1- 2		2- 0					
2- 2		0- 2		1- 0		HOME		0- 0		0- 0		1- 0					
1- 3		0- 1		0- 0		AWAY		0- 0		0- 2		1- 0					
1- 4		0- 1		0- 1		NEUTRAL		0- 2		1- 0		0- 0					
10- 7		0- 0		0- 2		CONFERENCE		2- 2		1- 3		7- 0					
6- 2		0- 0		0- 1		HOME		1- 0		1- 1		4- 0					
4- 4		0- 0		0- 1		AWAY		1- 1		0- 2		3- 0					
0- 1		0- 0		0- 0		NEUTRAL		0- 1		0- 0		0- 0					
RPI	S	Opponent		Score		RPI	S	Opponent		Score		RPI	S	Opponent		Score	
8	H	Marquette		1	3	27	N	Purdue		0	3	64	A	Ball St.		3	1
13	N	Kansas		2	3	29	H	BYU		3	2	66	N	Virginia Tech		0	3
15	A	Wisconsin		0	3	40	A	Ohio		0	3	75	H	Northern Ill.		3	0
16	H	Creighton		0	3	40	H	Ohio		2	3	75	N	Northern Ill.		1	3
												77	N	Milwaukee		0	3
												96	A	Western Mich.		1	3
														106 A Toledo		1	3
														110 A Notre Dame		1	3
														112 A Dayton		1	3
														133 H Eastern Mich.		2	3
														143 A Buffalo		2	3
														143 H Buffalo		3	2
														149 N Rice		3	1
														175 A Miami (OH)		3	2
														175 H Miami (OH)		3	2
														179 A Oakland		3	0
														193 H Youngstown St.		3	0
														199 H Central Mich.		3	1
														216 A Kent St.		3	1
														216 H Kent St.		3	1
														259 A Akron		3	1
														259 H Akron		3	0
LAST 10 GAMES																	
						112	A	Dayton		1	3	40	H	Ohio		2	3
								75 N Northern Ill.		1	3	96	A	Western Mich.		1	3
								143 A Buffalo		2	3	175	H	Miami (OH)		3	2
								259 A Akron		3	1	106	A	Toledo		1	3
								216 H Kent St.		3	1	64	A	Ball St.		3	1

Non-Div. I Games:

Bowling Green

Average RPI Win: 208		WON-LOST	WINNING	LAST 10	STRENGTH OF		OPP. STRENGTH	TEAM	ADJ		CONF.	ADJ CONF.
Average RPI Loss: 105		RECORD	PCT. RANK	GAMES	SCHEDULE		OF SCHEDULE	RPI	RPI		RPI	RPI
DIV. I ONLY		22- 9	.70968	49	177		173	88	.54433		14	14
DIV. I NON-CONF.		8- 5	.61538	112	167		193	123	.52372		14	14
TOTALS		RPI 1-25	RPI 26-50		W-L RECORDS		RPI 51-100		RPI 101-150		RPI 150+	
22- 9	0- 0	0- 2		OVERALL		2- 2		3- 3		17- 2		
10- 2	0- 0	0- 1		HOME		0- 0		1- 1		9- 0		
8- 4	0- 0	0- 1		AWAY		1- 1		2- 1		5- 1		
4- 3	0- 0	0- 0		NEUTRAL		1- 1		0- 1		3- 1		
8- 5	0- 0	0- 0		NON-CONFERENCE		2- 2		0- 2		6- 1		
3- 0	0- 0	0- 0		HOME		0- 0		0- 0		3- 0		
1- 2	0- 0	0- 0		AWAY		1- 1		0- 1		0- 0		
4- 3	0- 0	0- 0		NEUTRAL		1- 1		0- 1		3- 1		
14- 4	0- 0	0- 2		CONFERENCE		0- 0		3- 1		11- 1		
7- 2	0- 0	0- 1		HOME		0- 0		1- 1		6- 0		
7- 2	0- 0	0- 1		AWAY		0- 0		2- 0		5- 1		
0- 0	0- 0	0- 0		NEUTRAL		0- 0		0- 0		0- 0		
RPI S	Opponent	Score		RPI S	Opponent	Score		RPI S	Opponent	Score		
				42 A Louisville	1 3	64 N Ball St.	1 3	104 A Texas St.	1 3			
				42 H Louisville	0 3	65 A Col. of Charleston	3 1	107 A UCF	3 1			
						78 N Northeastern	3 2	107 H UCF	3 0			
						92 A Baylor	0 3	117 N San Francisco	2 3			
								136 A South Fla.	3 0			
								136 H South Fla.	2 3			
								163 H Sam Houston St.	3 0			
								164 N Harvard	2 3			
								184 A Temple	1 3			
								184 H Temple	3 0			
								194 H Davidson	3 1			
								196 A Houston	3 0			
								196 H Houston	3 1			
								203 A UConn	3 0			
								203 H UConn	3 0			
								225 A Memphis	3 1			
								225 H Memphis	3 0			
								249 N Lamar	3 0			
								270 A Cincinnati	3 1			
								270 H Cincinnati	3 0			
								284 N Alabama A&M	3 0			
								285 A Rutgers	3 1			
								285 H Rutgers	3 0			
								316 N Quinnipiac	3 0			
								330 H Grambling	3 0			
				LAST 10 GAMES								
				196 A Houston	3 0	42 A Louisville	1 3	285 H Rutgers	3 0			
				136 A South Fla.	3 0	270 A Cincinnati	3 1	316 N Quinnipiac	3 0			
				107 A UCF	3 1	203 H UConn	3 0	330 H Grambling	3 0			
				225 H Memphis	3 0	285 H Rutgers	3 0					
				184 H Temple	3 0	196 H Houston	3 1					

Non-Div. I Games:

SMU

Average RPI Win:		141	WON-LOST RECORD		WINNING PCT. RANK		LAST 10 GAMES		STRENGTH OF SCHEDULE		OPP. STRENGTH OF SCHEDULE		TEAM RPI		ADJ RPI		CONF. RPI		ADJ CONF. RPI	
Average RPI Loss:		109																		
DIV. I ONLY			16- 14		.53333 145		6- 4		57		105		92		.54372 87		10		10	
DIV. I NON-CONF.			5- 5		.5 166		0- 0		13		93		59		.58819 60		9		9	
TOTALS		RPI 1-25		RPI 26-50		W-L RECORDS		RPI 51-100		RPI 101-150		RPI 150+								
16- 14		1- 2		1- 2		OVERALL		3- 4		6- 3		5- 3								
10- 3		0- 1		0- 0		HOME		3- 1		3- 1		4- 0								
3- 10		1- 1		0- 1		AWAY		0- 3		1- 2		1- 3								
3- 1		0- 0		1- 1		NEUTRAL		0- 0		2- 0		0- 0								
5- 5		0- 1		1- 2		NON-CONFERENCE		0- 1		3- 0		1- 1								
2- 1		0- 0		0- 0		HOME		0- 1		1- 0		1- 0								
0- 3		0- 1		0- 1		AWAY		0- 0		0- 0		0- 1								
3- 1		0- 0		1- 1		NEUTRAL		0- 0		2- 0		0- 0								
11- 9		1- 1		0- 0		CONFERENCE		3- 3		3- 3		4- 2								
8- 2		0- 1		0- 0		HOME		3- 0		2- 1		3- 0								
3- 7		1- 0		0- 0		AWAY		0- 3		1- 2		1- 2								
0- 0		0- 0		0- 0		NEUTRAL		0- 0		0- 0		0- 0								
RPI S	Opponent		Score		RPI S	Opponent		Score		RPI S	Opponent		Score		RPI S	Opponent		Score		
14 A	San Diego		0	3	30 A	LSU		2	3	68 A	New Mexico		2	3	117 H	San Francisco		3	0	
21 A	Colorado St.		3	2	41 N	Cal St. Northridge		2	3	68 H	New Mexico		3	0	131 A	UNLV		1	3	
21 H	Colorado St.		1	3	46 N	UTSA		3	1	78 H	Northeastern		2	3	131 H	UNLV		3	0	

Non-Div. I Games:

San Diego St.

Average RPI Win:		258	WON-LOST RECORD		WINNING PCT. RANK		LAST 10 GAMES		STRENGTH OF SCHEDULE		OPP. STRENGTH OF SCHEDULE		TEAM RPI		ADJ RPI		CONF. RPI		ADJ CONF. RPI				
DIV. I ONLY			23- 7		.76667 32		10- 0		237		261		101		.5425 88		30		30				
DIV. I NON-CONF.			7- 7		.5 166		0- 0		71		48		107		.54227 104		30		30				
TOTALS		RPI 1-25		RPI 26-50		W-L RECORDS		RPI 51-100		RPI 101-150		RPI 150+											
23- 7		0- 3		0- 1		OVERALL		1- 1		0- 1		22- 1											
13- 1		0- 0		0- 0		HOME		1- 1		0- 0		12- 0											
7- 3		0- 2		0- 0		AWAY		0- 0		0- 1		7- 0											
3- 3		0- 1		0- 1		NEUTRAL		0- 0		0- 0		3- 1											
7- 7		0- 3		0- 1		NON-CONFERENCE		1- 1		0- 1		6- 1											
4- 1		0- 0		0- 0		HOME		1- 1		0- 0		3- 0											
0- 3		0- 2		0- 0		AWAY		0- 0		0- 1		0- 0											
3- 3		0- 1		0- 1		NEUTRAL		0- 0		0- 0		3- 1											
16- 0		0- 0		0- 0		CONFERENCE		0- 0		0- 0		16- 0											
9- 0		0- 0		0- 0		HOME		0- 0		0- 0		9- 0											
7- 0		0- 0		0- 0		AWAY		0- 0		0- 0		7- 0											
0- 0		0- 0		0- 0		NEUTRAL		0- 0		0- 0		0- 0											
RPI	S	Opponent		Score		RPI	S	Opponent		Score		RPI	S	Opponent		Score		RPI	S	Opponent		Score	
3	A	Florida		1	3	37	N	Tulsa		2	3	52	H	Colgate		3	2	132	A	Maryland		0	3
12	N	Duke		0	3							79	H	Seton Hall		0	3	154	H	Fairfield		3	1
18	A	Oklahoma		1	3													155	N	UMKC		1	3
																		169	N	Penn		3	2
																		201	H	Hofstra		3	0
																		202	A	Central Conn. St.		3	0
																		202	H	Central Conn. St.		3	0
																		202	H	Central Conn. St.		3	1
																		227	H	Cornell		3	2
																		261	A	Sacred Heart		3	0
																		261	H	Sacred Heart		3	0
																		293	N	Neb. Omaha		3	0
																		297	N	New Orleans		3	0
																		300	A	Robert Morris		3	0
																		300	H	Robert Morris		3	0
																		300	H	Robert Morris		3	1
																		301	A	Saint Francis (PA)		3	0
																		301	H	Saint Francis (PA)		3	0
																		312	A	Bryant		3	0
																		312	H	Bryant		3	0
																		320	A	St. Francis Brooklyn		3	0
																		320	H	St. Francis Brooklyn		3	0
																		324	A	Fairleigh Dickinson		3	0
																		324	H	Fairleigh Dickinson		3	0
LAST 10 GAMES																							
						202	H	Central Conn. St.		3	0	301	H	Saint Francis (PA)		3	0	324	A	Fairleigh Dickinson		3	0
						300	H	Robert Morris		3	0	320	A	St. Francis Brooklyn		3	0						
						312	A	Bryant		3	0	261	A	Sacred Heart		3	0						
						202	A	Central Conn. St.		3	0	324	A	Fairleigh Dickinson		3	0						
						300	H	Robert Morris		3	1	320	H	St. Francis Brooklyn		3	0						

Non-Div. I Games:

LIU Brooklyn

Average RPI Win:	229	WON-LOST	WINNING	LAST 10	STRENGTH OF	OPP. STRENGTH	TEAM	ADJ	CONF.	ADJ CONF.							
Average RPI Loss:	144	RECORD	PCT. RANK	GAMES	SCHEDULE	OF SCHEDULE	RPI	RPI	RPI	RPI							
DIV. I ONLY		30- 3	.90909	7	10- 0	299	251	86	.54204	89	22	23					
DIV. I NON-CONF.		12- 1	.92308	10	2- 0	326	300	149	.50066	146	23	24					
<hr/>																	
TOTALS	RPI 1-25	RPI 26-50		W-L RECORDS		RPI 51-100		RPI 101-150		RPI 150+							
30- 3	0- 0	0- 0		OVERALL		4- 1		0- 1		26- 1							
14- 0	0- 0	0- 0		HOME		2- 0		0- 0		12- 0							
10- 3	0- 0	0- 0		AWAY		1- 1		0- 1		9- 1							
6- 0	0- 0	0- 0		NEUTRAL		1- 0		0- 0		5- 0							
<hr/>																	
12- 1	0- 0	0- 0		NON-CONFERENCE		0- 0		0- 1		12- 0							
5- 0	0- 0	0- 0		HOME		0- 0		0- 0		5- 0							
3- 1	0- 0	0- 0		AWAY		0- 0		0- 1		3- 0							
4- 0	0- 0	0- 0		NEUTRAL		0- 0		0- 0		4- 0							
<hr/>																	
18- 2	0- 0	0- 0		CONFERENCE		4- 1		0- 0		14- 1							
9- 0	0- 0	0- 0		HOME		2- 0		0- 0		7- 0							
7- 2	0- 0	0- 0		AWAY		1- 1		0- 0		6- 1							
2- 0	0- 0	0- 0		NEUTRAL		1- 0		0- 0		1- 0							
<hr/>																	
RPI	S	Opponent	Score	RPI	S	Opponent	Score	RPI	S	Opponent	Score						
				69 A Lipscomb				2	3	107 A UCF				1	3		
				69 H Lipscomb				3	1	162 A FGCU				3	0		
				69 N Lipscomb				3	2	162 H FGCU				3	1		
				76 A East Tenn. St.				3	0	162 N FGCU				3	1		
				76 H East Tenn. St.				3	2	176 A FIU				3	2		
								190 A Fla. Atlantic				3	1				
								190 H Fla. Atlantic				3	1				
								210 A Kennesaw St.				3	1				
								210 H Kennesaw St.				3	0				
								212 H Florida A&M				3	1				
								233 A Northern Ky.				3	2				
								233 H Northern Ky.				3	1				
								254 A North Florida				3	1				
								254 H North Florida				3	0				
								257 A Stetson				2	3				
								257 H Stetson				3	0				
								264 N Southeastern La.				3	1				
								275 N South Dakota St.				3	0				
								290 N Chattanooga				3	0				
								306 A USC Upstate				3	1				
				306 H USC Upstate				3	0								
				307 A Mercer				3	0								
				307 H Mercer				3	0								
				308 H Charleston So.				3	0								
				321 H Mississippi Val.				3	0								
				328 H Bethune-Cookman				3	0								
				328 N Bethune-Cookman				3	1								
<hr/>																	
LAST 10 GAMES				210 H Kennesaw St.				3	0	307 H Mercer				3	0		
212 H Florida A&M				3	1	307 H Mercer				3	0	308 H Charleston So.				3	0
69 N Lipscomb				3	2	162 H FGCU				3	1	321 H Mississippi Val.				3	0
162 N FGCU				3	1	254 H North Florida				3	0	328 H Bethune-Cookman				3	0
76 A East Tenn. St.				3	0	331 A Savannah St.				3	0	328 N Bethune-Cookman				3	1
306 A USC Upstate				3	1												

Non-Div. I Games:

Jacksonville

RPI	S	Opponent	Score	
331	A	Savannah St.	3	0

Jacksonville

J
a
c
k
s
o
n
v
i
l
l
e

J
a
c
k
s
o
n
v
i
l
l
e

Average RPI Win: 174		WON-LOST	WINNING	LAST 10	STRENGTH OF	OPP. STRENGTH	TEAM	ADJ	CONF.	ADJ CONF.							
Average RPI Loss: 47		RECORD	PCT. RANK	GAMES	SCHEDULE	OF SCHEDULE	RPI	RPI	RPI	RPI							
DIV. I ONLY		16- 15	.51613	163	3- 7	61	51	87	.54185	90	3	3					
DIV. I NON-CONF.		12- 3	.8	41	1- 0	158	176	70	.57495	69	4	4					
<hr/>																	
TOTALS		RPI 1-25		RPI 26-50		W-L RECORDS		RPI 51-100		RPI 101-150		RPI 150+					
16- 15		0- 10		0- 1		OVERALL		5- 2		3- 0		8- 2					
8- 5		0- 4		0- 0		HOME		3- 0		2- 0		3- 1					
4- 9		0- 5		0- 1		AWAY		1- 2		0- 0		3- 1					
4- 1		0- 1		0- 0		NEUTRAL		1- 0		1- 0		2- 0					
12- 3		0- 2		0- 1		NON-CONFERENCE		1- 0		3- 0		8- 0					
5- 0		0- 0		0- 0		HOME		0- 0		2- 0		3- 0					
3- 2		0- 1		0- 1		AWAY		0- 0		0- 0		3- 0					
4- 1		0- 1		0- 0		NEUTRAL		1- 0		1- 0		2- 0					
4- 12		0- 8		0- 0		CONFERENCE		4- 2		0- 0		0- 2					
3- 5		0- 4		0- 0		HOME		3- 0		0- 0		0- 1					
1- 7		0- 4		0- 0		AWAY		1- 2		0- 0		0- 1					
0- 0		0- 0		0- 0		NEUTRAL		0- 0		0- 0		0- 0					
RPI	S	Opponent		Score		RPI	S	Opponent		Score		RPI	S	Opponent		Score	
2	A	Texas		1 3		32	A	Georgia		0 3		56	A	Kansas St.		2 3	
2	H	Texas		0 3								56	H	Kansas St.		3 0	
7	N	Southern California		1 3								69	N	Lipscomb		3 1	
8	A	Marquette		1 3								74	A	West Virginia		0 3	
13	A	Kansas		0 3								74	H	West Virginia		3 1	
13	H	Kansas		1 3								92	A	Baylor		3 0	
18	A	Oklahoma		0 3								92	H	Baylor		3 2	
18	H	Oklahoma		2 3													
23	A	Iowa St.		0 3													
23	H	Iowa St.		2 3													
						LAST 10 GAMES											
						208 A Texas Tech 0 3						92 H Baylor 3 2					
						56 H Kansas St. 3 0						310 A Prairie View 3 0					
						23 H Iowa St. 2 3						13 H Kansas 1 3					
						74 A West Virginia 0 3						2 A Texas 1 3					
						18 A Oklahoma 0 3						23 A Iowa St. 0 3					

Non-Div. I Games:

TCU

Average RPI Win:	127	WON-LOST	WINNING	LAST 10	STRENGTH OF	OPP. STRENGTH	TEAM	ADJ	CONF.	ADJ CONF.		
Average RPI Loss:	58 <th>RECORD</th> <th>PCT. RANK</th> <th>GAMES</th> <th>SCHEDULE</th> <th>OF SCHEDULE</th> <th>RPI</th> <th>RPI</th> <th>RPI</th> <th>RPI</th>	RECORD	PCT. RANK	GAMES	SCHEDULE	OF SCHEDULE	RPI	RPI	RPI	RPI		
DIV. I ONLY		12- 20	.375	245	3- 7	18	40	98	.54108	92	3	3
DIV. I NON-CONF.		8- 8	.5	166	0- 0	38	83	87	.5538	87	4	4
<hr/>												
TOTALS	RPI 1-25	RPI 26-50		W-L RECORDS		RPI 51-100		RPI 101-150		RPI 150+		
12- 20	0- 9	1- 3		OVERALL		4- 4		3- 1		4- 3		
7- 9	0- 4	1- 2		HOME		3- 2		1- 0		2- 1		
4- 9	0- 5	0- 0		AWAY		1- 2		1- 1		2- 1		
1- 2	0- 0	0- 1		NEUTRAL		0- 0		1- 0		0- 1		
8- 8	0- 1	1- 3		NON-CONFERENCE		2- 0		3- 1		2- 3		
5- 3	0- 0	1- 2		HOME		2- 0		1- 0		1- 1		
2- 3	0- 1	0- 0		AWAY		0- 0		1- 1		1- 1		
1- 2	0- 0	0- 1		NEUTRAL		0- 0		1- 0		0- 1		
4- 12	0- 8	0- 0		CONFERENCE		2- 4		0- 0		2- 0		
2- 6	0- 4	0- 0		HOME		1- 2		0- 0		1- 0		
2- 6	0- 4	0- 0		AWAY		1- 2		0- 0		1- 0		
0- 0	0- 0	0- 0		NEUTRAL		0- 0		0- 0		0- 0		
RPI S	Opponent	Score	RPI S	Opponent	Score	RPI S	Opponent	Score	RPI S	Opponent	Score	
2 A	Texas	0 3	30 N	LSU	2 3	56 A	Kansas St.	0 3	104 A	Texas St.	1 3	
2 H	Texas	1 3	37 H	Tulsa	0 3	56 H	Kansas St.	3 1	120 N	North Texas	3 0	
13 A	Kansas	0 3	46 H	UTSA	3 1	74 A	West Virginia	3 0	135 H	Mississippi St.	3 1	
13 H	Kansas	1 3	48 H	Colorado	0 3	74 H	West Virginia	1 3	149 A	Rice	3 1	
18 A	Oklahoma	0 3				86 H	SMU	3 0	153 H	Appalachian St.	3 0	
18 H	Oklahoma	0 3				90 A	TCU	2 3	160 H	Texas-Arlington	1 3	
21 A	Colorado St.	0 3				90 H	TCU	0 3	161 N	Cal Poly	2 3	
23 A	Iowa St.	0 3				98 H	Northwestern St.	3 1	182 A	Northern Colo.	0 3	
23 H	Iowa St.	0 3							196 A	Houston	3 2	
									208 A	Texas Tech	3 1	
									208 H	Texas Tech	3 0	
LAST 10 GAMES												
2 A	Texas	0 3	90 A	TCU	2 3							
74 H	West Virginia	1 3	23 H	Iowa St.	0 3							
56 A	Kansas St.	0 3	13 A	Kansas	0 3							
18 A	Oklahoma	0 3	208 A	Texas Tech	3 1							
208 H	Texas Tech	3 0	56 H	Kansas St.	3 1							

Non-Div. I Games:

Baylor

Average RPI Win:	187	WON-LOST	WINNING	LAST 10	STRENGTH OF	OPP. STRENGTH	TEAM	ADJ	CONF.	ADJ CONF.		
Average RPI Loss:	118	RECORD	PCT. RANK	GAMES	SCHEDULE	OF SCHEDULE	RPI	RPI	RPI	RPI		
DIV. I ONLY		20- 9	.68966	55	9- 1	183	133	96	.54101	93	21	21
DIV. I NON-CONF.		6- 7	.46154	189	0- 0	157	89	160	.49283	161	17	19
<hr/>												
TOTALS	RPI 1-25	RPI 26-50		W-L RECORDS		RPI 51-100		RPI 101-150		RPI 150+		
20- 9	0- 0	0- 1		OVERALL		4- 3		3- 2		13- 3		
9- 1	0- 0	0- 0		HOME		2- 1		1- 0		6- 0		
7- 4	0- 0	0- 1		AWAY		1- 1		0- 1		6- 1		
4- 4	0- 0	0- 0		NEUTRAL		1- 1		2- 1		1- 2		
6- 7	0- 0	0- 1		NON-CONFERENCE		2- 2		1- 2		3- 2		
3- 0	0- 0	0- 0		HOME		2- 0		0- 0		1- 0		
1- 3	0- 0	0- 1		AWAY		0- 1		0- 1		1- 0		
2- 4	0- 0	0- 0		NEUTRAL		0- 1		1- 1		1- 2		
14- 2	0- 0	0- 0		CONFERENCE		2- 1		2- 0		10- 1		
6- 1	0- 0	0- 0		HOME		0- 1		1- 0		5- 0		
6- 1	0- 0	0- 0		AWAY		1- 0		0- 0		5- 1		
2- 0	0- 0	0- 0		NEUTRAL		1- 0		1- 0		0- 0		
RPI	S	Opponent	Score	RPI	S	Opponent	Score	RPI	S	Opponent	Score	
				28	A	Michigan St.	1 3	53	A	VCU	3 1	

Non-Div. I Games:

Duquesne

Average RPI Win:		192	WON-LOST RECORD		WINNING PCT. RANK	LAST 10 GAMES	STRENGTH OF SCHEDULE		OPP. STRENGTH OF SCHEDULE	TEAM RPI	ADJ RPI	CONF. RPI	ADJ CONF. RPI
Average RPI Loss:		78											
DIV. I ONLY		19- 13			.59375 111	4- 6	97		116	89	.5409 94	12	13
DIV. I NON-CONF.		7- 5			.58333 135	0- 0	94		120	99	.54675 96	11	12
TOTALS		RPI 1-25	RPI 26-50		W-L RECORDS		RPI 51-100		RPI 101-150		RPI 150+		
19- 13		0- 1	1- 4		OVERALL		2- 4		4- 2		12- 2		
7- 3		0- 0	1- 0		HOME		1- 1		1- 1		4- 1		
7- 8		0- 1	0- 3		AWAY		0- 2		2- 1		5- 1		
5- 2		0- 0	0- 1		NEUTRAL		1- 1		1- 0		3- 0		
7- 5		0- 1	0- 2		NON-CONFERENCE		0- 1		3- 1		4- 0		
0- 1		0- 0	0- 0		HOME		0- 0		0- 1		0- 0		
3- 2		0- 1	0- 1		AWAY		0- 0		2- 0		1- 0		
4- 2		0- 0	0- 1		NEUTRAL		0- 1		1- 0		3- 0		
12- 8		0- 0	1- 2		CONFERENCE		2- 3		1- 1		8- 2		
7- 2		0- 0	1- 0		HOME		1- 1		1- 0		4- 1		
4- 6		0- 0	0- 2		AWAY		0- 2		0- 1		4- 1		
1- 0		0- 0	0- 0		NEUTRAL		1- 0		0- 0		0- 0		
RPI S	Opponent	Score	RPI S	Opponent	Score	RPI S	Opponent	Score	RPI S	Opponent	Score		
8 A	Marquette	2 3	28 N	Michigan St.	0 3	53 N	VCU	1 3	103 H	Valparaiso	1 3		
			35 A	Wichita St.	1 3	61 A	UNI	1 3	105 A	Southern Ill.	1 3		
			35 A	Wichita St.	2 3	61 H	UNI	1 3	105 H	Southern Ill.	3 0		
			35 H	Wichita St.	3 1	70 A	Missouri St.	0 3	114 A	IUPUI	3 2		
			43 A	Butler	2 3	70 H	Missouri St.	3 1	144 A	IPFW	3 0		
						70 N	Missouri St.	3 1	147 N	UC Davis	3 2		
									162 N	FGCU	3 0		
									173 A	Loyola Chicago	3 1		
									173 H	Loyola Chicago	0 3		
									222 A	Bradley	3 0		
									222 H	Bradley	3 1		
									241 A	Evansville	3 1		
									241 H	Evansville	3 0		
									243 A	Indiana St.	1 3		
									243 H	Indiana St.	3 0		
									273 A	Nevada	3 0		
									274 N	Grand Canyon	3 2		
									303 A	Drake	3 0		
									303 H	Drake	3 0		
									304 N	Weber St.	3 0		
			LAST 10 GAMES										
			35 A	Wichita St.	2 3	61 H	UNI	1 3					
			70 N	Missouri St.	3 1	35 A	Wichita St.	1 3					
			241 A	Evansville	3 1	70 A	Missouri St.	0 3					
			105 A	Southern Ill.	1 3	173 H	Loyola Chicago	0 3					
			303 H	Drake	3 0	222 H	Bradley	3 1					

Non-Div. I Games:

Illinois St.

Average RPI Win: 221		WON-LOST RECORD		WINNING PCT. RANK		LAST 10 GAMES		STRENGTH OF SCHEDULE		OPP. STRENGTH OF SCHEDULE		TEAM RPI		ADJ RPI		CONF. RPI		ADJ CONF. RPI	
DIV. I ONLY		27- 7		.79412 25		9- 1		249		166		81		.53991 95		24		26	
DIV. I NON-CONF.		9- 6		.6 118		0- 0		204		88		134		.50783 139		26		25	
TOTALS		RPI 1-25		RPI 26-50		W-L RECORDS		RPI 51-100		RPI 101-150		RPI 150+							
27- 7		0- 1		0- 1		OVERALL		1- 2		2- 0		24- 3							
16- 2		0- 0		0- 0		HOME		0- 1		2- 0		14- 1							
9- 3		0- 1		0- 0		AWAY		1- 1		0- 0		8- 1							
2- 2		0- 0		0- 1		NEUTRAL		0- 0		0- 0		2- 1							
9- 6		0- 1		0- 1		NON-CONFERENCE		1- 2		2- 0		6- 2							
5- 2		0- 0		0- 0		HOME		0- 1		2- 0		3- 1							
2- 2		0- 1		0- 0		AWAY		1- 1		0- 0		1- 0							
2- 2		0- 0		0- 1		NEUTRAL		0- 0		0- 0		2- 1							
18- 1		0- 0		0- 0		CONFERENCE		0- 0		0- 0		18- 1							
11- 0		0- 0		0- 0		HOME		0- 0		0- 0		11- 0							
7- 1		0- 0		0- 0		AWAY		0- 0		0- 0		7- 1							
0- 0		0- 0		0- 0		NEUTRAL		0- 0		0- 0		0- 0							
RPI	S	Opponent		Score		RPI	S	Opponent		Score		RPI	S	Opponent		Score			
10	A	Kentucky		0 3		43	N	Butler		1 3		57	A	Xavier		0 3			
												74	H	West Virginia		1 3			
												82	A	Pittsburgh		3 2			
												114	H	IUPUI		3 2			
												122	H	Marshall		3 0			
												168	A	Southeast Mo. St.		3 2			
												177	A	Belmont		3 0			
												177	H	Belmont		3 2			
												181	N	Tennessee		2 3			
												185	A	Eastern Ky.		2 3			
												185	H	Eastern Ky.		3 0			
												186	H	Eastern Ill.		3 2			
												192	H	Hampton		3 1			
												197	H	Saint Louis		0 3			
												207	H	Austin Peay		3 1			
												207	H	Austin Peay		3 2			
												227	N	Cornell		3 1			
												234	H	Campbell		3 1			
												236	A	Murray St.		3 0			
												237	A	Jacksonville St.		3 0			
												237	H	Jacksonville St.		3 0			
												251	A	Tennessee St.		3 0			
												251	H	Tennessee St.		3 0			
												251	H	Tennessee St.		3 0			
												253	H	SIU Edwardsville		3 1			
												253	H	SIU Edwardsville		3 0			
												270	A	Cincinnati		3 1			
												285	N	Rutgers		3 0			
												287	H	Montana St.		3 2			
												291	A	UT Martin		3 0			
LAST 10 GAMES																			
						253	H	SIU Edwardsville		3 0		177	H	Belmont		3 2			
						207	H	Austin Peay		3 2		251	H	Tennessee St.		3 0			
						251	H	Tennessee St.		3 0		237	A	Jacksonville St.		3 0			
						207	H	Austin Peay		3 1		298	A	Tennessee Tech		3 0			
						185	A	Eastern Ky.		2 3		291	A	UT Martin		3 0			

Non-Div. I Games:

Morehead St.

RPI	S	Opponent	Score	
298	A	Tennessee Tech	3	0
298	H	Tennessee Tech	3	0

Morehead St.

M
o
r
e
h
e
a
d
s
t
.

M
o
r
e
h
e
a
d
s
t
.

Average RPI Win:		183	WON-LOST RECORD		WINNING PCT. RANK		LAST 10 GAMES		STRENGTH OF SCHEDULE		OPP. STRENGTH OF SCHEDULE		TEAM RPI		ADJ RPI		CONF. RPI		ADJ CONF. RPI				
Average RPI Loss:		84																					
DIV. I ONLY			17- 14		.54839 137		5- 5		89		97		104		.53914 96		9		9				
DIV. I NON-CONF.			7- 6		.53846 157		0- 0		139		106		129		.52132 126		10		10				
TOTALS		RPI 1-25		RPI 26-50		W-L RECORDS		RPI 51-100		RPI 101-150		RPI 150+											
17- 14		0- 2		0- 1		OVERALL		4- 5		3- 5		10- 1											
6- 6		0- 1		0- 1		HOME		3- 2		1- 2		2- 0											
6- 5		0- 1		0- 0		AWAY		0- 2		2- 2		4- 0											
5- 3		0- 0		0- 0		NEUTRAL		1- 1		0- 1		4- 1											
7- 6		0- 2		0- 0		NON-CONFERENCE		2- 1		0- 2		5- 1											
2- 2		0- 1		0- 0		HOME		2- 0		0- 1		0- 0											
1- 2		0- 1		0- 0		AWAY		0- 0		0- 1		1- 0											
4- 2		0- 0		0- 0		NEUTRAL		0- 1		0- 0		4- 1											
10- 8		0- 0		0- 1		CONFERENCE		2- 4		3- 3		5- 0											
4- 4		0- 0		0- 1		HOME		1- 2		1- 1		2- 0											
5- 3		0- 0		0- 0		AWAY		0- 2		2- 1		3- 0											
1- 1		0- 0		0- 0		NEUTRAL		1- 0		0- 1		0- 0											
RPI	S	Opponent		Score		RPI	S	Opponent		Score		RPI	S	Opponent		Score							
3	A	Florida		1	3	40	H	Ohio		2	3	59	N	Western Ky.		1	3	106	A	Toledo	2	3	
18	H	Oklahoma		0	3							63	H	Northwestern		3	2	106	H	Toledo	2	3	
												64	A	Ball St.		1	3	112	A	Dayton	1	3	
												64	H	Ball St.		1	3	133	A	Eastern Mich.	3	1	
												64	N	Ball St.		3	1	133	H	Eastern Mich.	3	1	
												75	A	Northern Ill.		1	3	133	N	Eastern Mich.	0	3	
												75	H	Northern Ill.		2	3	143	A	Buffalo	3	0	
												77	H	Milwaukee		3	2	144	H	IPFW	0	3	
												85	H	Bowling Green		3	1	171	N	Georgetown	2	3	
																		175	A	Miami (OH)	3	2	
																		199	A	Central Mich.	3	2	
																		199	H	Central Mich.	3	1	
																		216	H	Kent St.	3	0	
																		223	N	Iona	3	0	
																		259	A	Akron	3	0	
																		266	N	McNeese St.	3	0	
																		279	A	Louisiana Tech	3	1	
																		296	N	Wright St.	3	0	
																		297	N	New Orleans	3	0	
						LAST 10 GAMES																	
						133	N	Eastern Mich.		0	3	133	A	Eastern Mich.		3	1						
						64	N	Ball St.		3	1	85	H	Bowling Green		3	1						
						64	H	Ball St.		1	3	75	A	Northern Ill.		1	3						
						106	H	Toledo		2	3	40	H	Ohio		2	3						
						199	A	Central Mich.		3	2	216	H	Kent St.		3	0						

Non-Div. I Games:

Western Mich.

Average RPI Win:		241	WON-LOST RECORD		WINNING PCT. RANK		LAST 10 GAMES		STRENGTH OF SCHEDULE		OPP. STRENGTH OF SCHEDULE		TEAM RPI		ADJ RPI		CONF. RPI		ADJ CONF. RPI				
Average RPI Loss:		85																					
DIV. I ONLY			20- 7		.74074 43		7- 3		208		243		97		.53779 97		20		20				
DIV. I NON-CONF.			8- 2		.8 41		0- 0		170		288		81		.55581 86		22		22				
TOTALS		RPI 1-25		RPI 26-50		W-L RECORDS		RPI 51-100		RPI 101-150		RPI 150+											
20- 7		0- 0		0- 3		OVERALL		0- 3		1- 0		19- 1											
5- 2		0- 0		0- 1		HOME		0- 1		1- 0		4- 0											
9- 4		0- 0		0- 2		AWAY		0- 2		0- 0		9- 0											
6- 1		0- 0		0- 0		NEUTRAL		0- 0		0- 0		6- 1											
8- 2		0- 0		0- 1		NON-CONFERENCE		0- 1		0- 0		8- 0											
0- 0		0- 0		0- 0		HOME		0- 0		0- 0		0- 0											
2- 2		0- 0		0- 1		AWAY		0- 1		0- 0		2- 0											
6- 0		0- 0		0- 0		NEUTRAL		0- 0		0- 0		6- 0											
12- 5		0- 0		0- 2		CONFERENCE		0- 2		1- 0		11- 1											
5- 2		0- 0		0- 1		HOME		0- 1		1- 0		4- 0											
7- 2		0- 0		0- 1		AWAY		0- 1		0- 0		7- 0											
0- 1		0- 0		0- 0		NEUTRAL		0- 0		0- 0		0- 1											
RPI	S	Opponent		Score		RPI	S	Opponent		Score		RPI	S	Opponent		Score							
						37	A	Tulsa		2	3	73	A	Ga. Southern		1	3	123	H	A&M-Corpus Christi	3	2	
						44	A	Central Ark.		1	3	98	A	Northwestern St.		0	3	156	A	UTEP	3	1	
						44	H	Central Ark.		1	3	98	H	Northwestern St.		2	3	163	A	Sam Houston St.	3	0	
																		183	A	Stephen F. Austin	3	1	
																		183	H	Stephen F. Austin	3	2	
																		200	N	High Point	3	1	
																		204	H	Houston Baptist	3	0	
																		204	N	Houston Baptist	1	3	
																		224	N	North Dakota St.	3	0	
																		249	A	Lamar	3	1	
																		256	A	Texas Southern	3	0	
																		256	N	Texas Southern	3	0	
																		264	A	Southeastern La.	3	0	
																		264	H	Southeastern La.	3	0	
																		266	A	McNeese St.	3	0	
																		294	A	Nicholls St.	3	0	
																		297	A	New Orleans	3	0	
																		297	H	New Orleans	3	0	
																		310	N	Prairie View	3	0	
																		319	N	Southern U.	3	0	
																		319	N	Southern U.	3	0	
						LAST 10 GAMES																	
						204	N	Houston Baptist		1	3	249	A	Lamar		3	1						
						297	H	New Orleans		3	0	163	A	Sam Houston St.		3	0						
						264	H	Southeastern La.		3	0	98	A	Northwestern St.		0	3						
						183	A	Stephen F. Austin		3	1	204	H	Houston Baptist		3	0						
						44	H	Central Ark.		1	3	123	H	A&M-Corpus Christi		3	2						

Non-Div. I Games: Abilene Christian 3 0 Incarnate Word 3 0

Oral Roberts

Average RPI Win: 221		WON-LOST	WINNING	LAST 10	STRENGTH OF		OPP. STRENGTH	TEAM	ADJ	CONF.	ADJ CONF.
Average RPI Loss: 79		RECORD	PCT. RANK	GAMES	SCHEDULE		OF SCHEDULE	RPI	RPI	RPI	RPI
DIV. I ONLY		19- 12	.6129	94	6- 2		124	163	106	.53699	98
DIV. I NON-CONF.		4- 8	.33333	248	0- 0		136	84	201	.47295	188
TOTALS		RPI 1-25	RPI 26-50		W-L RECORDS		RPI 51-100		RPI 101-150		RPI 150+
19- 12	0- 0	0- 6		OVERALL		2- 2		1- 2		16- 2	
8- 2	0- 0	0- 1		HOME		1- 0		0- 0		7- 1	
7- 4	0- 0	0- 2		AWAY		1- 1		1- 1		5- 0	
4- 6	0- 0	0- 3		NEUTRAL		0- 1		0- 1		4- 1	
4- 8	0- 0	0- 3		NON-CONFERENCE		0- 2		0- 2		4- 1	
1- 0	0- 0	0- 0		HOME		0- 0		0- 0		1- 0	
1- 3	0- 0	0- 1		AWAY		0- 1		0- 1		1- 0	
2- 5	0- 0	0- 2		NEUTRAL		0- 1		0- 1		2- 1	
15- 4	0- 0	0- 3		CONFERENCE		2- 0		1- 0		12- 1	
7- 2	0- 0	0- 1		HOME		1- 0		0- 0		6- 1	
6- 1	0- 0	0- 1		AWAY		1- 0		1- 0		4- 0	
2- 1	0- 0	0- 1		NEUTRAL		0- 0		0- 0		2- 0	
RPI S	Opponent	Score	RPI S	Opponent	Score	RPI S	Opponent	Score	RPI S	Opponent	Score
			26 N	Utah	0 3	68 N	New Mexico	0 3	104 N	Texas St.	1 3
			36 A	Arkansas	0 3	92 A	Baylor	1 3	120 A	North Texas	0 3
			44 A	Central Ark.	1 3	97 A	Oral Roberts	3 2	123 A	A&M-Corpus Christi	3 0
			44 H	Central Ark.	1 3	97 H	Oral Roberts	3 0	153 N	Appalachian St.	3 0
			44 N	Central Ark.	2 3				155 N	UMKC	0 3
			48 N	Colorado	0 3				163 H	Sam Houston St.	1 3
									178 H	Southern Miss.	3 1
									183 A	Stephen F. Austin	3 1
									183 H	Stephen F. Austin	3 1
									204 A	Houston Baptist	3 1
									204 N	Houston Baptist	3 0
									249 H	Lamar	3 1
									264 A	Southeastern La.	3 2
									264 H	Southeastern La.	3 2
									266 H	McNeese St.	3 1
									266 N	McNeese St.	3 0
									279 A	Louisiana Tech	3 2
									294 H	Nicholls St.	3 1
									297 A	New Orleans	3 1
									297 H	New Orleans	3 0
									310 N	Prairie View	3 0
LAST 10 GAMES											
			44 N	Central Ark.	2 3	264 A	Southeastern La.	3 2			
			204 N	Houston Baptist	3 0	297 A	New Orleans	3 1			
			266 N	McNeese St.	3 0	97 H	Oral Roberts	3 0			
			183 A	Stephen F. Austin	3 1	163 H	Sam Houston St.	1 3			
			44 H	Central Ark.	1 3	249 H	Lamar	3 1			

Non-Div. I Games: Abilene Christian 3 1 Incarnate Word 3 2

Northwestern St.

Average RPI Win:		219	WON-LOST RECORD		WINNING PCT. RANK		LAST 10 GAMES		STRENGTH OF SCHEDULE		OPP. STRENGTH OF SCHEDULE		TEAM RPI		ADJ RPI		CONF. RPI		ADJ CONF. RPI	
Average RPI Loss:		81																		
DIV. I ONLY			14- 13		.51852 160		5- 5		54		139		105		.53581 99		16		16	
DIV. I NON-CONF.			3- 7		.3 263		0- 0		31		66		136		.51551 127		20		21	
TOTALS		RPI 1-25		RPI 26-50		W-L RECORDS		RPI 51-100		RPI 101-150		RPI 150+								
14- 13		0- 1		1- 3		OVERALL		0- 5		1- 3		12- 1								
6- 6		0- 0		0- 2		HOME		0- 3		1- 0		5- 1								
6- 3		0- 0		1- 0		AWAY		0- 1		0- 2		5- 0								
2- 4		0- 1		0- 1		NEUTRAL		0- 1		0- 1		2- 0								
3- 7		0- 1		0- 2		NON-CONFERENCE		0- 2		0- 2		3- 0								
1- 3		0- 0		0- 1		HOME		0- 2		0- 0		1- 0								
0- 1		0- 0		0- 0		AWAY		0- 0		0- 1		0- 0								
2- 3		0- 1		0- 1		NEUTRAL		0- 0		0- 1		2- 0								
11- 6		0- 0		1- 1		CONFERENCE		0- 3		1- 1		9- 1								
5- 3		0- 0		0- 1		HOME		0- 1		1- 0		4- 1								
6- 2		0- 0		1- 0		AWAY		0- 1		0- 1		5- 0								
0- 1		0- 0		0- 0		NEUTRAL		0- 1		0- 0		0- 0								
RPI	S	Opponent		Score		RPI	S	Opponent		Score		RPI	S	Opponent		Score				
6	N	Stanford		0 3		34	H	Alabama		1 3		52	A	Colgate		1 3				
						39	N	Yale		1 3		52	H	Colgate		0 3				
						45	A	American		3 1		52	N	Colgate		0 3				
						45	H	American		0 3		67	H	Washington St.		1 3				
												79	H	Seton Hall		2 3				

Non-Div. I Games:

Army

Average RPI Win:		164	WON-LOST RECORD		WINNING PCT. RANK		LAST 10 GAMES		STRENGTH OF SCHEDULE		OPP. STRENGTH OF SCHEDULE		TEAM RPI		ADJ RPI		CONF. RPI		ADJ CONF. RPI	
Average RPI Loss:		81																		
DIV. I ONLY			17- 15		.53125 153		4- 6		85		96		107		.53556 100		10		10	
DIV. I NON-CONF.			6- 6		.5 166		0- 0		40		58		86		.55811 82		9		9	
TOTALS		RPI 1-25		RPI 26-50		W-L RECORDS		RPI 51-100		RPI 101-150		RPI 150+								
17- 15		0- 3		0- 4		OVERALL		4- 3		6- 4		7- 1								
9- 7		0- 2		0- 1		HOME		3- 0		2- 4		4- 0								
7- 5		0- 1		0- 0		AWAY		0- 3		4- 0		3- 1								
1- 3		0- 0		0- 3		NEUTRAL		1- 0		0- 0		0- 0								
6- 6		0- 1		0- 4		NON-CONFERENCE		1- 0		3- 1		2- 0								
3- 3		0- 1		0- 1		HOME		0- 0		2- 1		1- 0								
2- 0		0- 0		0- 0		AWAY		0- 0		1- 0		1- 0								
1- 3		0- 0		0- 3		NEUTRAL		1- 0		0- 0		0- 0								
11- 9		0- 2		0- 0		CONFERENCE		3- 3		3- 3		5- 1								
6- 4		0- 1		0- 0		HOME		3- 0		0- 3		3- 0								
5- 5		0- 1		0- 0		AWAY		0- 3		3- 0		2- 1								
0- 0		0- 0		0- 0		NEUTRAL		0- 0		0- 0		0- 0								
RPI S	Opponent		Score		RPI S	Opponent		Score		RPI S	Opponent		Score		RPI S	Opponent		Score		
21 A	Colorado St.		0 3		29 N	BYU		0 3		57 N	Xavier		3 0		108 A	UC Irvine		3 1		
21 H	Colorado St.		0 3		35 N	Wichita St.		1 3		68 A	New Mexico		2 3		127 H	Santa Clara		2 3		
25 H	Oregon		0 3		41 H	Cal St. Northridge		2 3		68 H	New Mexico		3 2		131 A	UNLV		3 0		
					45 N	American		2 3		81 A	Utah St.		0 3		131 H	UNLV		1 3		
										81 H	Utah St.		3 1		134 H	Bakersfield		3 0		
										87 A	San Diego St.		1 3		137 A	Wyoming		3 0		
										87 H	San Diego St.		3 0		137 H	Wyoming		1 3		
															145 A	Boise St.		3 1		
															145 H	Boise St.		2 3		
															149 H	Rice		3 2		
															177 H	Belmont		3 2		
															217 A	Air Force		0 3		
															217 H	Air Force		3 1		
															239 A	San Jose St.		3 2		
															239 H	San Jose St.		3 0		
															268 A	Portland		3 0		
															273 A	Nevada		3 0		
															273 H	Nevada		3 0		
					LAST 10 GAMES															
					217 A	Air Force		0 3		145 A	Boise St.		3 1							
					68 A	New Mexico		2 3		87 H	San Diego St.		3 0							
					21 H	Colorado St.		0 3		131 H	UNLV		1 3							
					137 H	Wyoming		1 3		239 A	San Jose St.		3 2							
					81 A	Utah St.		0 3		273 A	Nevada		3 0							

Non-Div. I Games:

Fresno St.

Average RPI Win:	172	WON-LOST RECORD	WINNING PCT. RANK	LAST 10 GAMES	STRENGTH OF SCHEDULE	OPP. STRENGTH OF SCHEDULE	TEAM RPI	ADJ RPI	CONF. RPI	ADJ CONF. RPI		
DIV. I ONLY		16- 16	.5	169	2- 8	60	80	103	.5339	101	6	6
DIV. I NON-CONF.		11- 1	.91667	13	0- 0	172	211	52	.58959	58	6	6
<hr/>												
TOTALS	RPI 1-25	RPI 26-50		W-L RECORDS		RPI 51-100		RPI 101-150		RPI 150+		
16- 16	0- 6	0- 0		OVERALL		3- 5		2- 3		11- 2		
6- 7	0- 3	0- 0		HOME		3- 2		0- 1		3- 1		
4- 9	0- 3	0- 0		AWAY		0- 3		2- 2		2- 1		
6- 0	0- 0	0- 0		NEUTRAL		0- 0		0- 0		6- 0		
11- 1	0- 0	0- 0		NON-CONFERENCE		1- 0		1- 0		9- 1		
3- 0	0- 0	0- 0		HOME		1- 0		0- 0		2- 0		
2- 1	0- 0	0- 0		AWAY		0- 0		1- 0		1- 1		
6- 0	0- 0	0- 0		NEUTRAL		0- 0		0- 0		6- 0		
5- 15	0- 6	0- 0		CONFERENCE		2- 5		1- 3		2- 1		
3- 7	0- 3	0- 0		HOME		2- 2		0- 1		1- 1		
2- 8	0- 3	0- 0		AWAY		0- 3		1- 2		1- 0		
0- 0	0- 0	0- 0		NEUTRAL		0- 0		0- 0		0- 0		
<hr/>												
RPI S	Opponent	Score	RPI S	Opponent	Score	RPI S	Opponent	Score	RPI S	Opponent	Score	
12 A	Duke	0 <div>3</div>				51 A	Miami (FL)	0 <div>3</div>	110 A	Notre Dame	3 2	
12 H	Duke	0 <div>3</div>				51 H	Miami (FL)	3 1	119 A	Clemson	2 <div>3</div>	
19 A	Florida St.	0 <div>3</div>				58 A	North Carolina St.	0 <div>3</div>	119 H	Clemson	2 <div>3</div>	
19 H	Florida St.	1 <div>3</div>				58 H	North Carolina St.	3 2	132 A	Maryland	0 <div>3</div>	
22 A	North Carolina	0 <div>3</div>				66 H	Virginia Tech	1 <div>3</div>	150 A	James Madison	3 0	
22 H	North Carolina	0 <div>3</div>				72 H	Virginia	0 <div>3</div>	155 A	UMKC	3 1	
						76 H	East Tenn. St.	3 1	159 A	Georgia Tech	3 0	
						82 A	Pittsburgh	2 <div>3</div>	166 H	UNC Greensboro	3 0	
									167 H	Syracuse	1 <div>3</div>	
									174 N	Cleveland St.	3 0	
									186 N	Eastern Ill.	3 0	
									187 A	Cal St. Fullerton	2 <div>3</div>	
									219 N	William & Mary	3 1	
									231 H	Boston College	3 1	
									232 H	East Carolina	3 0	
									234 N	Campbell	3 1	
									269 N	Presbyterian	3 1	
									276 N	Gardner-Webb	3 0	
<hr/>												
LAST 10 GAMES												
			58 H	North Carolina St.	3 2	12 H	Duke	0 <div>3</div>				
			22 H	North Carolina	0 <div>3</div>	132 A	Maryland	0 <div>3</div>				
			51 A	Miami (FL)	0 <div>3</div>	82 A	Pittsburgh	2 <div>3</div>				
			19 A	Florida St.	0 <div>3</div>	167 H	Syracuse	1 <div>3</div>				
			119 H	Clemson	2 <div>3</div>	231 H	Boston College	3 1				

Non-Div. I Games:

Wake Forest

Average RPI Win: 204		WON-LOST	WINNING	LAST 10	STRENGTH OF		OPP. STRENGTH	TEAM	ADJ	CONF.	ADJ CONF.				
Average RPI Loss: 137		RECORD	PCT. RANK	GAMES	SCHEDULE		OF SCHEDULE	RPI	RPI	RPI	RPI				
DIV. I ONLY		25- 8	.75758	38	6- 4		227	199	91	.53303	103	17	17		
DIV. I NON-CONF.		14- 3	.82353	36	1- 0		226	210	88	.5473	95	18	17		
<hr/>															
TOTALS		RPI 1-25		RPI 26-50		W-L RECORDS		RPI 51-100		RPI 101-150		RPI 150+			
25- 8		0- 0		0- 1		OVERALL		3- 2		5- 2		17- 3			
9- 2		0- 0		0- 0		HOME		1- 1		3- 0		5- 1			
10- 4		0- 0		0- 0		AWAY		2- 1		2- 2		6- 1			
6- 2		0- 0		0- 1		NEUTRAL		0- 0		0- 0		6- 1			
<hr/>															
14- 3		0- 0		0- 1		NON-CONFERENCE		2- 0		4- 1		8- 1			
4- 0		0- 0		0- 0		HOME		1- 0		2- 0		1- 0			
5- 1		0- 0		0- 0		AWAY		1- 0		2- 1		2- 0			
5- 2		0- 0		0- 1		NEUTRAL		0- 0		0- 0		5- 1			
<hr/>															
11- 5		0- 0		0- 0		CONFERENCE		1- 2		1- 1		9- 2			
5- 2		0- 0		0- 0		HOME		0- 1		1- 0		4- 1			
5- 3		0- 0		0- 0		AWAY		1- 1		0- 1		4- 1			
1- 0		0- 0		0- 0		NEUTRAL		0- 0		0- 0		1- 0			
<hr/>															
RPI	S	Opponent	Score	RPI	S	Opponent	Score	RPI	S	Opponent	Score	RPI	S	Opponent	Score
				50	N	Ohio St.	0 3	77	A	Milwaukee	1 3	107	A	UCF	3 2
								77	A	Milwaukee	3 1	114	A	IUPUI	3 2
								77	H	Milwaukee	0 3	124	H	Iowa	3 1
								94	A	Illinois St.	3 1	133	H	Eastern Mich.	3 2
								99	H	Army	3 1	143	A	Buffalo	1 3
												148	A	Green Bay	2 3
												148	H	Green Bay	3 2
												174	A	Cleveland St.	3 2
												174	H	Cleveland St.	3 0
												179	A	Oakland	2 3
												179	H	Oakland	3 1
												188	H	Rhode Island	3 0
												193	A	Youngstown St.	3 0
												193	H	Youngstown St.	2 3
												193	N	Youngstown St.	3 0
												225	N	Memphis	0 3
												241	A	Evansville	3 1
												253	N	SIU Edwardsville	3 1
												254	N	North Florida	3 0
												267	A	Ill.-Chicago	3 1
												267	H	Ill.-Chicago	3 0
												278	N	Alabama St.	3 0
												296	A	Wright St.	3 1
												296	H	Wright St.	3 0
												313	N	UMES	3 0
												317	A	Chicago St.	3 0
												318	N	Ark.-Pine Bluff	3 0
<hr/>															
				LAST 10 GAMES											

Non-Div. I Games:

Valparaiso

Average RPI Win:	189	WON-LOST RECORD	WINNING PCT. RANK	LAST 10 GAMES		STRENGTH OF SCHEDULE	OPP. STRENGTH OF SCHEDULE	TEAM RPI	ADJ RPI	CONF. RPI	ADJ CONF. RPI				
DIV. I ONLY		24- 12	.66667	60	8- 2	153	143	95	.53284	104	15	15			
DIV. I NON-CONF.		10- 5	.66667	86	0- 0	149	111	95	.54804	94	15	15			
<hr/>															
TOTALS	RPI 1-25	RPI 26-50		W-L RECORDS		RPI 51-100		RPI 101-150		RPI 150+					
24- 12	0- 0	2- 2		OVERALL		3- 2		1- 2		18- 6					
11- 4	0- 0	0- 0		HOME		2- 1		0- 1		9- 2					
7- 6	0- 0	1- 1		AWAY		0- 1		1- 1		5- 3					
6- 2	0- 0	1- 1		NEUTRAL		1- 0		0- 0		4- 1					
<hr/>															
10- 5	0- 0	2- 2		NON-CONFERENCE		3- 0		0- 1		5- 2					
5- 1	0- 0	0- 0		HOME		2- 0		0- 0		3- 1					
2- 2	0- 0	1- 1		AWAY		0- 0		0- 1		1- 0					
3- 2	0- 0	1- 1		NEUTRAL		1- 0		0- 0		1- 1					
<hr/>															
14- 7	0- 0	0- 0		CONFERENCE		0- 2		1- 1		13- 4					
6- 3	0- 0	0- 0		HOME		0- 1		0- 1		6- 1					
5- 4	0- 0	0- 0		AWAY		0- 1		1- 0		4- 3					
3- 0	0- 0	0- 0		NEUTRAL		0- 0		0- 0		3- 0					
<hr/>															
RPI	S	Opponent	Score	RPI	S	Opponent	Score	RPI	S	Opponent	Score				
				26	N	Utah	1 3	59	A	Western Ky.	0 3				
				36	N	Arkansas	3 0	59	H	Western Ky.	0 3				
				37	A	Tulsa	1 3	86	H	SMU	3 1				
				46	A	UTSA	3 2	92	H	Baylor	3 1				
								98	N	Northwestern St.	3 1				
										120	A	North Texas	1 3		
										125	A	UALR	3 2		
										125	H	UALR	2 3		
										160	A	Texas-Arlington	2 3		
										160	H	Texas-Arlington	3 0		
										160	N	Texas-Arlington	3 0		
										163	A	Sam Houston St.	3 0		
										170	A	Arkansas St.	2 3		
										170	H	Arkansas St.	2 3		
										170	N	Arkansas St.	3 0		
										182	N	Northern Colo.	1 3		
										191	A	South Ala.	2 3		
										191	H	South Ala.	3 2		
										196	H	Houston	3 0		
										205	A	La.-Lafayette	3 0		
										205	H	La.-Lafayette	3 0		
										205	N	La.-Lafayette	3 1		
										208	H	Texas Tech	2 3		
										218	A	Troy	3 1		
										218	H	Troy	3 1		
										249	H	Lamar	3 0		
										260	A	Georgia St.	3 0		
										260	H	Georgia St.	3 1		
										288	A	La.-Monroe	3 0		
										288	H	La.-Monroe	3 0		
										310	N	Prairie View	3 0		
										316	H	Quinnipiac	3 0		
<hr/>															
LAST 10 GAMES															
				160	N	Texas-Arlington	3 0	205	A	La.-Lafayette	3 0	260	H	Georgia St.	3 1
				170	N	Arkansas St.	3 0	288	A	La.-Monroe	3 0	288	A	La.-Monroe	3 0
				205	N	La.-Lafayette	3 1	260	H	Georgia St.	3 1	288	H	La.-Monroe	3 0
				170	A	Arkansas St.	2 3	59	H	Western Ky.	0 3	310	N	Prairie View	3 0
				125	A	UALR	3 2	160	H	Texas-Arlington	3 0	316	H	Quinnipiac	3 0

Non-Div. I Games:

Texas St.

Average RPI Win:	178	WON-LOST	WINNING	LAST 10	STRENGTH OF	OPP. STRENGTH	TEAM	ADJ	CONF.	ADJ CONF.	
Average RPI Loss:	120	RECORD	PCT. RANK	GAMES	SCHEDULE	OF SCHEDULE	RPI	RPI	RPI	RPI	
DIV. I ONLY	20- 13	.60606	100	8- 2	103	136	90	.53221	105	12	13
DIV. I NON-CONF.	5- 7	.41667	212	0- 0	128	154	174	.4832	175	11	12
<hr/>											
TOTALS	RPI 1-25	RPI 26-50		W-L RECORDS	RPI 51-100		RPI 101-150		RPI 150+		
20- 13	0- 0	1- 2		OVERALL	5- 5		0- 2		14- 4		
9- 3	0- 0	1- 0		HOME	2- 2		0- 0		6- 1		
6- 7	0- 0	0- 2		AWAY	2- 2		0- 2		4- 1		
5- 3	0- 0	0- 0		NEUTRAL	1- 1		0- 0		4- 2		
<hr/>											
5- 7	0- 0	0- 0		NON-CONFERENCE	0- 3		0- 2		5- 2		
2- 1	0- 0	0- 0		HOME	0- 1		0- 0		2- 0		
0- 3	0- 0	0- 0		AWAY	0- 1		0- 2		0- 0		
3- 3	0- 0	0- 0		NEUTRAL	0- 1		0- 0		3- 2		
<hr/>											
15- 6	0- 0	1- 2		CONFERENCE	5- 2		0- 0		9- 2		
7- 2	0- 0	1- 0		HOME	2- 1		0- 0		4- 1		
6- 4	0- 0	0- 2		AWAY	2- 1		0- 0		4- 1		
2- 0	0- 0	0- 0		NEUTRAL	1- 0		0- 0		1- 0		
<hr/>											
RPI S	Opponent	Score	RPI S	Opponent	Score	RPI S	Opponent	Score	RPI S	Opponent	Score
			35 A	Wichita St.	0 3	56 A	Kansas St.	0 3	122 A	Marshall	0 3
			35 A	Wichita St.	0 3	61 A	UNI	3 1	144 A	IPFW	0 3
			35 H	Wichita St.	3 2	61 H	UNI	3 1	168 N	Southeast Mo. St.	2 3
						61 N	UNI	3 1	173 A	Loyola Chicago	3 1
						70 A	Missouri St.	3 2	173 H	Loyola Chicago	3 1
						70 H	Missouri St.	1 3	185 N	Eastern Ky.	3 1
						84 H	Middle Tenn.	2 3	197 H	Saint Louis	3 0
						93 N	Duquesne	0 3	203 N	UConn	3 2
						94 A	Illinois St.	0 3	211 N	Siena	3 0
						94 H	Illinois St.	3 1	216 N	Kent St.	0 3
									222 A	Bradley	0 3
									222 H	Bradley	2 3
									222 N	Bradley	3 1
									236 H	Murray St.	3 1
									241 A	Evansville	3 1
									241 H	Evansville	3 0
									243 A	Indiana St.	3 0
									243 H	Indiana St.	3 2
									303 A	Drake	3 0
									303 H	Drake	3 0
<hr/>											
			LAST 10 GAMES								
			35 A	Wichita St.	0 3	241 H	Evansville	3 0			
			61 N	UNI	3 1	303 A	Drake	3 0			
			222 N	Bradley	3 1	61 A	UNI	3 1			
			243 H	Indiana St.	3 2	35 H	Wichita St.	3 2			
			94 H	Illinois St.	3 1	70 H	Missouri St.	1 3			

Non-Div. I Games:

Southern Ill.

T
o
l
e
d
o

Toledo					Through Games Of Through Matches of Nov. 30, 2013							
Average RPI Win: 167 Average RPI Loss: 113		WON-LOST RECORD	WINNING PCT. RANK	LAST 10 GAMES	STRENGTH OF SCHEDULE	OPP. STRENGTH OF SCHEDULE	TEAM RPI	ADJ RPI	CONF. RPI	ADJ CONF. RPI		
DIV. I ONLY		19- 12	.6129	94	8- 2	122	114	99	.53084	106	9	9
DIV. I NON-CONF.		7- 7	.5	166	0- 0	181	160	172	.48299	176	10	10
TOTALS		RPI 1-25	RPI 26-50		W-L RECORDS		RPI 51-100		RPI 101-150		RPI 150+	
19- 12	0- 0	0- 2		OVERALL		6- 3		3- 5		10- 2		
10- 2	0- 0	0- 0		HOME		4- 1		1- 0		5- 1		
6- 6	0- 0	0- 2		AWAY		2- 1		1- 2		3- 1		
3- 4	0- 0	0- 0		NEUTRAL		0- 1		1- 3		2- 0		
7- 7	0- 0	0- 1		NON-CONFERENCE		0- 2		1- 3		6- 1		
2- 2	0- 0	0- 0		HOME		0- 1		0- 0		2- 1		
2- 2	0- 0	0- 1		AWAY		0- 0		0- 1		2- 0		
3- 3	0- 0	0- 0		NEUTRAL		0- 1		1- 2		2- 0		
12- 5	0- 0	0- 1		CONFERENCE		6- 1		2- 2		4- 1		
8- 0	0- 0	0- 0		HOME		4- 0		1- 0		3- 0		
4- 4	0- 0	0- 1		AWAY		2- 1		1- 1		1- 1		
0- 1	0- 0	0- 0		NEUTRAL		0- 0		0- 1		0- 0		
RPI S	Opponent	Score	RPI S	Opponent	Score	RPI S	Opponent	Score	RPI S	Opponent	Score	
			40 A	Ohio	1 3	55 N	Tulane	1 3	133 A	Eastern Mich.	1 3	
			43 A	Butler	0 3	64 A	Ball St.	3 2	133 H	Eastern Mich.	3 1	
						64 H	Ball St.	3 1	133 N	Eastern Mich.	2 3	
						74 H	West Virginia	0 3	138 N	Oregon St.	0 3	
						75 A	Northern Ill.	0 3	143 A	Buffalo	3 2	
						75 H	Northern Ill.	3 2	144 A	IPFW	0 3	
						85 H	Bowling Green	3 1	147 N	UC Davis	0 3	
						96 A	Western Mich.	3 2	148 N	Green Bay	3 0	
						96 H	Western Mich.	3 2	172 H	Marist	1 3	
									173 H	Loyola Chicago	3 2	
									175 H	Miami (OH)	3 1	
									186 H	Eastern Ill.	3 2	
									193 A	Youngstown St.	3 2	
									199 A	Central Mich.	0 3	
									199 H	Central Mich.	3 2	
									216 A	Kent St.	3 1	
									259 H	Akron	3 0	
									268 A	Portland	3 2	
									291 N	UT Martin	3 1	
									301 N	Saint Francis (PA)	3 0	
			LAST 10 GAMES									
			133 N	Eastern Mich.	2 3	199 H	Central Mich.	3 2				
			75 A	Northern Ill.	0 3	133 H	Eastern Mich.	3 1				
			96 A	Western Mich.	3 2	85 H	Bowling Green	3 1				
			143 A	Buffalo	3 2	175 H	Miami (OH)	3 1				
			64 A	Ball St.	3 2	216 A	Kent St.	3 1				

T
o
l
e
d
o

Non-Div. I Games:

Toledo

Average RPI Win:	217	WON-LOST RECORD	WINNING PCT. RANK	LAST 10 GAMES		STRENGTH OF SCHEDULE	OPP. STRENGTH OF SCHEDULE	TEAM RPI	ADJ RPI	CONF. RPI	ADJ CONF. RPI	
DIV. I ONLY		21- 10	.67742	58	7- 3	152	218	100	.53063	107	14	14
DIV. I NON-CONF.		9- 4	.69231	80	0- 0	120	272	94	.54669	97	14	14
<hr/>												
TOTALS	RPI 1-25	RPI 26-50		W-L RECORDS		RPI 51-100		RPI 101-150		RPI 150+		
21- 10	0- 0	0- 2		OVERALL		1- 2		2- 3		18- 3		
13- 4	0- 0	0- 1		HOME		1- 1		1- 1		11- 1		
7- 4	0- 0	0- 1		AWAY		0- 1		1- 0		6- 2		
1- 2	0- 0	0- 0		NEUTRAL		0- 0		0- 2		1- 0		
<hr/>												
9- 4	0- 0	0- 0		NON-CONFERENCE		1- 0		0- 3		8- 1		
7- 1	0- 0	0- 0		HOME		1- 0		0- 1		6- 0		
1- 1	0- 0	0- 0		AWAY		0- 0		0- 0		1- 1		
1- 2	0- 0	0- 0		NEUTRAL		0- 0		0- 2		1- 0		
<hr/>												
12- 6	0- 0	0- 2		CONFERENCE		0- 2		2- 0		10- 2		
6- 3	0- 0	0- 1		HOME		0- 1		1- 0		5- 1		
6- 3	0- 0	0- 1		AWAY		0- 1		1- 0		5- 1		
0- 0	0- 0	0- 0		NEUTRAL		0- 0		0- 0		0- 0		
<hr/>												
RPI	S	Opponent	Score	RPI	S	Opponent	Score	RPI	S	Opponent	Score	
				42	A	Louisville	1 3	86	A	SMU	0 3	
				42	H	Louisville	0 3	86	H	SMU	1 3	
								89	H	Jacksonville	3 1	

Non-Div. I Games:

UCF

Average RPI Win:		163	WON-LOST RECORD		WINNING PCT. RANK	LAST 10 GAMES	STRENGTH OF SCHEDULE		OPP. STRENGTH OF SCHEDULE	TEAM RPI	ADJ RPI	CONF. RPI	ADJ CONF. RPI
Average RPI Loss:		75											
DIV. I ONLY		14- 16			.46667 194	4- 6	50		86	109	.52942 108	8	8
DIV. I NON-CONF.		9- 5			.64286 100	0- 0	19		98	45	.60261 47	8	8
TOTALS		RPI 1-25	RPI 26-50		W-L RECORDS		RPI 51-100		RPI 101-150		RPI 150+		
14- 16		0- 3	1- 4		OVERALL		1- 5		5- 1		7- 3		
5- 6		0- 1	1- 1		HOME		1- 3		1- 0		2- 1		
4- 9		0- 2	0- 2		AWAY		0- 2		1- 1		3- 2		
5- 1		0- 0	0- 1		NEUTRAL		0- 0		3- 0		2- 0		
9- 5		0- 1	1- 2		NON-CONFERENCE		1- 1		4- 0		3- 1		
2- 1		0- 0	1- 0		HOME		1- 1		0- 0		0- 0		
2- 3		0- 1	0- 1		AWAY		0- 0		1- 0		1- 1		
5- 1		0- 0	0- 1		NEUTRAL		0- 0		3- 0		2- 0		
5- 11		0- 2	0- 2		CONFERENCE		0- 4		1- 1		4- 2		
3- 5		0- 1	0- 1		HOME		0- 2		1- 0		2- 1		
2- 6		0- 1	0- 1		AWAY		0- 2		0- 1		2- 1		
0- 0		0- 0	0- 0		NEUTRAL		0- 0		0- 0		0- 0		
RPI S	Opponent	Score	RPI S	Opponent	Score	RPI S	Opponent	Score	RPI S	Opponent	Score		
7 A	Southern California	0 3	26 N	Utah	1 3	57 H	Xavier	3 2	102 N	Idaho St.	3 1		
17 A	Hawaii	0 3	29 A	BYU	0 3	60 A	UC Santa Barbara	0 3	123 N	A&M-Corpus Christi	3 1		
17 H	Hawaii	1 3	41 A	Cal St. Northridge	1 3	60 H	UC Santa Barbara	1 3	140 A	Denver	3 2		
			41 H	Cal St. Northridge	1 3	80 A	Long Beach St.	0 3	144 N	IPFW	3 0		
			45 H	American	3 1	80 H	Long Beach St.	0 3	147 A	UC Davis	2 3		
						100 H	Fresno St.	1 3	147 H	UC Davis	3 2		
									161 A	Cal Poly	0 3		
									161 H	Cal Poly	2 3		
									165 A	Utah Valley	3 1		
									174 A	Cleveland St.	2 3		
									187 A	Cal St. Fullerton	3 2		
									187 H	Cal St. Fullerton	3 0		
									200 N	High Point	3 0		
									217 N	Air Force	3 2		
									286 A	UC Riverside	3 0		
									286 H	UC Riverside	3 1		
			LAST 10 GAMES										
			60 H	UC Santa Barbara	1 3	147 H	UC Davis	3 2					
			161 H	Cal Poly	2 3	41 H	Cal St. Northridge	1 3					
			80 H	Long Beach St.	0 3	17 A	Hawaii	0 3					
			187 A	Cal St. Fullerton	3 2	80 A	Long Beach St.	0 3					
			286 A	UC Riverside	3 0	187 H	Cal St. Fullerton	3 0					

Non-Div. I Games:

UC Irvine

Average RPI Win:		220	WON-LOST RECORD		WINNING PCT. RANK		LAST 10 GAMES		STRENGTH OF SCHEDULE		OPP. STRENGTH OF SCHEDULE		TEAM RPI		ADJ RPI		CONF. RPI		ADJ CONF. RPI	
Average RPI Loss:		125																		
DIV. I ONLY			23- 11		.67647 59		8- 2		144		206		93		.52918 109		19		19	
DIV. I NON-CONF.			9- 6		.6 118		0- 0		183		158		133		.50816 138		25		26	
TOTALS		RPI 1-25		RPI 26-50		W-L RECORDS		RPI 51-100		RPI 101-150		RPI 150+								
23- 11		0- 2		0- 0		OVERALL		0- 3		2- 2		21- 4								
10- 2		0- 1		0- 0		HOME		0- 0		1- 0		9- 1								
6- 7		0- 1		0- 0		AWAY		0- 2		1- 2		5- 2								
7- 2		0- 0		0- 0		NEUTRAL		0- 1		0- 0		7- 1								
9- 6		0- 2		0- 0		NON-CONFERENCE		0- 1		0- 1		9- 2								
3- 1		0- 1		0- 0		HOME		0- 0		0- 0		3- 0								
0- 4		0- 1		0- 0		AWAY		0- 1		0- 1		0- 1								
6- 1		0- 0		0- 0		NEUTRAL		0- 0		0- 0		6- 1								
14- 5		0- 0		0- 0		CONFERENCE		0- 2		2- 1		12- 2								
7- 1		0- 0		0- 0		HOME		0- 0		1- 0		6- 1								
6- 3		0- 0		0- 0		AWAY		0- 1		1- 1		5- 1								
1- 1		0- 0		0- 0		NEUTRAL		0- 1		0- 0		1- 0								
RPI S	Opponent		Score		RPI S	Opponent		Score		RPI S	Opponent		Score		RPI S	Opponent		Score		
4 A	Missouri		0	3						69 A	Lipscomb		0	3	118 A	UAB		0	3	
11 H	Minnesota		0	3						73 A	Ga. Southern		1	3	121 A	Furman		3	0	
										73 N	Ga. Southern		1	3	121 A	Furman		1	3	
															121 H	Furman		3	1	
															153 A	Appalachian St.		3	1	
															153 H	Appalachian St.		3	2	
															166 H	UNC Greensboro		3	0	
															168 N	Southeast Mo. St.		3	0	
															191 N	South Ala.		3	0	
															194 A	Davidson		3	1	
															194 H	Davidson		3	0	
															198 N	Coastal Caro.		2	3	
															209 A	Western Caro.		3	1	
															209 H	Western Caro.		2	3	
															209 N	Western Caro.		3	0	
															210 A	Kennesaw St.		1	3	
															214 H	Elon		3	0	
															221 N	Towson		3	0	
															237 N	Jacksonville St.		3	0	
															258 A	Wofford		3	1	
															258 H	Wofford		3	2	
															260 H	Georgia St.		3	0	
															262 N	Stony Brook		3	0	
															269 H	Presbyterian		3	0	
															290 A	Chattanooga		0	3	
															290 H	Chattanooga		3	1	
															298 N	Tennessee Tech		3	0	
				LAST 10 GAMES																
						73 N Ga. Southern		1	3							209 A Western Caro.		3	1	
						121 A Furman		3	0							153 A Appalachian St.		3	1	
						209 N Western Caro.		3	0							194 H Davidson		3	0	
						258 H Wofford		3	2							290 H Chattanooga		3	1	
						121 H Furman		3	1							73 A Ga. Southern		1	3	

Non-Div. I Games:

Samford

RPI	S	Opponent	Score	
305	A	Citadel	3	0
307	H	Mercer	3	0

Samford

S
a
m
f
o
r
d

S
a
m
f
o
r
d

Average RPI Win: 138		WON-LOST RECORD		WINNING PCT. RANK		LAST 10 GAMES		STRENGTH OF SCHEDULE		OPP. STRENGTH OF SCHEDULE		TEAM RPI		ADJ RPI		CONF. RPI		ADJ CONF. RPI	
DIV. I ONLY		13- 18		.41935 217		5- 5		49		48		111		.52881 110		6		6	
DIV. I NON-CONF.		6- 4		.6 118		0- 0		91		24		79		.5607 79		6		6	
TOTALS		RPI 1-25		RPI 26-50		W-L RECORDS		RPI 51-100		RPI 101-150		RPI 150+							
13- 18		0- 6		0- 2		OVERALL		5- 6		2- 2		6- 2							
9- 6		0- 2		0- 1		HOME		5- 1		1- 1		3- 1							
2- 10		0- 3		0- 0		AWAY		0- 5		0- 1		2- 1							
2- 2		0- 1		0- 1		NEUTRAL		0- 0		1- 0		1- 0							
6- 4		0- 1		0- 2		NON-CONFERENCE		2- 1		1- 0		3- 0							
4- 1		0- 0		0- 1		HOME		2- 0		0- 0		2- 0							
0- 2		0- 1		0- 0		AWAY		0- 1		0- 0		0- 0							
2- 1		0- 0		0- 1		NEUTRAL		0- 0		1- 0		1- 0							
7- 14		0- 5		0- 0		CONFERENCE		3- 5		1- 2		3- 2							
5- 5		0- 2		0- 0		HOME		3- 1		1- 1		1- 1							
2- 8		0- 2		0- 0		AWAY		0- 4		0- 1		2- 1							
0- 1		0- 1		0- 0		NEUTRAL		0- 0		0- 0		0- 0							
RPI S	Opponent	Score		RPI S	Opponent	Score		RPI S	Opponent	Score		RPI S	Opponent	Score					
12 H	Duke	1	3	27 H	Purdue	2	3	51 A	Miami (FL)	0	3	101 H	Wake Forest	2	3				
13 A	Kansas	1	3	32 N	Georgia	1	3	51 H	Miami (FL)	3	1	117 N	San Francisco	3	2				
19 A	Florida St.	0	3					58 A	North Carolina St.	1	3	119 A	Clemson	0	3				
19 H	Florida St.	0	3					62 H	Auburn	3	2	132 H	Maryland	3	1				
22 A	North Carolina	0	3					66 A	Virginia Tech	1	3	159 A	Georgia Tech	3	0				
22 N	North Carolina	0	3					66 H	Virginia Tech	3	1	167 A	Syracuse	0	3				
								72 A	Virginia	1	3	167 H	Syracuse	1	3				
								72 H	Virginia	0	3	173 H	Loyola Chicago	3	0				
								82 H	Pittsburgh	3	2	179 H	Oakland	3	1				
								84 A	Middle Tenn.	1	3	224 N	North Dakota St.	3	1				
								85 H	Bowling Green	3	1	231 A	Boston College	3	2				
												231 H	Boston College	3	1				
LAST 10 GAMES																			
	167 H Syracuse	1	3		51 A Miami (FL)	0	3												
	231 H Boston College	3	1		231 A Boston College	3	2												
	72 H Virginia	0	3		167 A Syracuse	0	3												
	66 H Virginia Tech	3	1		82 H Pittsburgh	3	2												
	19 A Florida St.	0	3		132 H Maryland	3	1												

Non-Div. I Games:

Notre Dame

Average RPI Win:		216	WON-LOST RECORD		WINNING PCT. RANK		LAST 10 GAMES		STRENGTH OF SCHEDULE		OPP. STRENGTH OF SCHEDULE		TEAM RPI		ADJ RPI		CONF. RPI		ADJ CONF. RPI	
Average RPI Loss:		110																		
DIV. I ONLY			22- 11		.66667 60		7- 3		193		201		110		.52626 111		25		25	
DIV. I NON-CONF.			5- 7		.41667 212		0- 0		89		128		148		.5016 145		21		18	
TOTALS		RPI 1-25		RPI 26-50		W-L RECORDS		RPI 51-100		RPI 101-150		RPI 150+								
22- 11		0- 1		0- 1		OVERALL		2- 3		2- 3		18- 3								
11- 3		0- 1		0- 1		HOME		1- 0		1- 0		9- 1								
9- 4		0- 0		0- 0		AWAY		1- 2		1- 1		7- 1								
2- 4		0- 0		0- 0		NEUTRAL		0- 1		0- 2		2- 1								
5- 7		0- 1		0- 1		NON-CONFERENCE		1- 2		0- 2		4- 1								
2- 2		0- 1		0- 1		HOME		0- 0		0- 0		2- 0								
1- 2		0- 0		0- 0		AWAY		1- 1		0- 1		0- 0								
2- 3		0- 0		0- 0		NEUTRAL		0- 1		0- 1		2- 1								
17- 4		0- 0		0- 0		CONFERENCE		1- 1		2- 1		14- 2								
9- 1		0- 0		0- 0		HOME		1- 0		1- 0		7- 1								
8- 2		0- 0		0- 0		AWAY		0- 1		1- 0		7- 1								
0- 1		0- 0		0- 0		NEUTRAL		0- 0		0- 1		0- 0								
RPI S	Opponent		Score		RPI S	Opponent		Score		RPI S	Opponent		Score		RPI S	Opponent		Score		
23 H	Iowa St.		0 3		31 H	Texas A&M		1 3		55 A	Tulane		3 1		102 A	Idaho St.		3 2		
										66 N	Virginia Tech		0 3		102 H	Idaho St.		3 1		
										83 A	Portland St.		2 3		102 N	Idaho St.		1 3		
										83 H	Portland St.		3 2		118 N	UAB		0 3		
										84 A	Middle Tenn.		2 3		129 A	South Dakota		1 3		
															180 A	Northern Ariz.		0 3		
															180 H	Northern Ariz.		3 0		
															182 A	Northern Colo.		3 2		
															182 H	Northern Colo.		1 3		
															195 A	Montana		3 0		
															195 H	Montana		3 0		
															207 N	Austin Peay		2 3		
															212 N	Florida A&M		3 2		
															224 H	North Dakota St.		3 0		
															229 A	Sacramento St.		3 1		
															229 H	Sacramento St.		3 0		
															230 A	Eastern Wash.		3 0		
															230 H	Eastern Wash.		3 0		
															256 N	Texas Southern		3 0		
															275 H	South Dakota St.		3 0		
															287 A	Montana St.		3 1		
															287 H	Montana St.		3 0		
															299 A	Southern Utah		3 0		
															299 H	Southern Utah		3 0		
															304 A	Weber St.		3 1		
															304 H	Weber St.		3 0		
LAST 10 GAMES				LAST 10 GAMES				LAST 10 GAMES				LAST 10 GAMES								
				102 N	Idaho St.		1 3		229 H	Sacramento St.		3 0		299 A	Southern Utah		3 0			
				299 H	Southern Utah		3 0		182 H	Northern Colo.		1 3		299 H	Southern Utah		3 0			
				180 H	Northern Ariz.		3 0		304 A	Weber St.		3 1		304 A	Weber St.		3 1			
				230 A	Eastern Wash.		3 0		102 A	Idaho St.		3 2		304 H	Weber St.		3 0			
				83 A	Portland St.		2 3		287 H	Montana St.		3 0								

Non-Div. I Games:

North Dakota

Average RPI Win:		200	WON-LOST RECORD		WINNING PCT. RANK		LAST 10 GAMES		STRENGTH OF SCHEDULE		OPP. STRENGTH OF SCHEDULE		TEAM RPI		ADJ RPI		CONF. RPI		ADJ CONF. RPI				
Average RPI Loss:		81																					
DIV. I ONLY			16- 13		.55172 134		7- 3		121		118		112		.52559 112		21		21				
DIV. I NON-CONF.			7- 6		.53846 157		1- 0		23		28		60		.58793 61		17		19				
TOTALS			RPI 1-25		RPI 26-50		W-L RECORDS		RPI 51-100		RPI 101-150		RPI 150+										
16- 13			0- 3		1- 1		OVERALL		4- 6		0- 0		11- 3										
10- 4			0- 0		1- 0		HOME		3- 3		0- 0		6- 1										
3- 6			0- 1		0- 1		AWAY		0- 2		0- 0		3- 2										
3- 3			0- 2		0- 0		NEUTRAL		1- 1		0- 0		2- 0										
7- 6			0- 3		1- 1		NON-CONFERENCE		4- 2		0- 0		2- 0										
5- 2			0- 0		1- 0		HOME		3- 2		0- 0		1- 0										
0- 2			0- 1		0- 1		AWAY		0- 0		0- 0		0- 0										
2- 2			0- 2		0- 0		NEUTRAL		1- 0		0- 0		1- 0										
9- 7			0- 0		0- 0		CONFERENCE		0- 4		0- 0		9- 3										
5- 2			0- 0		0- 0		HOME		0- 1		0- 0		5- 1										
3- 4			0- 0		0- 0		AWAY		0- 2		0- 0		3- 2										
1- 1			0- 0		0- 0		NEUTRAL		0- 1		0- 0		1- 0										
RPI	S	Opponent		Score		RPI	S	Opponent		Score		RPI	S	Opponent		Score							
9	A	Nebraska		0	3	37	H	Tulsa		3	1	53	A	VCU		1	3	151	A	George Washington		1	3
22	N	North Carolina		0	3	40	A	Ohio		0	3	53	H	VCU		2	3	151	H	George Washington		3	1
23	N	Iowa St.		0	3							54	N	St. Mary's (CA)		3	2	188	A	Rhode Island		2	3
												59	H	Western Ky.		1	3	188	H	Rhode Island		3	0
												70	H	Missouri St.		1	3	197	H	Saint Louis		2	3
												78	H	Northeastern		3	1	197	N	Saint Louis		3	1
												85	H	Bowling Green		3	1	265	A	George Mason		3	0
												93	A	Duquesne		1	3	265	H	George Mason		3	0
												93	N	Duquesne		1	3	270	N	Cincinnati		3	0
												96	H	Western Mich.		3	1	289	A	Fordham		3	0
																		289	H	Fordham		3	1
																		296	H	Wright St.		3	0
																		323	A	La Salle		3	0
																		323	H	La Salle		3	0

Non-Div. I Games:

Dayton

Average RPI Win: 191		WON-LOST	WINNING	LAST 10	STRENGTH OF		OPP. STRENGTH	TEAM	ADJ	CONF.	ADJ CONF.				
Average RPI Loss: 47		RECORD	PCT. RANK	GAMES	SCHEDULE		OF SCHEDULE	RPI	RPI	RPI	RPI				
DIV. I ONLY		14- 17	.45161	201	3- 7		70	59	113	.52522	113	4	4		
DIV. I NON-CONF.		10- 3	.76923	53	0- 0		171	238	84	.55296	90	3	3		
TOTALS		RPI 1-25	RPI 26-50		W-L RECORDS		RPI 51-100		RPI 101-150		RPI 150+				
14- 17		0- 4	1- 7		OVERALL		0- 4		1- 2		12- 0				
7- 8		0- 2	1- 3		HOME		0- 2		0- 1		6- 0				
3- 8		0- 2	0- 4		AWAY		0- 2		1- 0		2- 0				
4- 1		0- 0	0- 0		NEUTRAL		0- 0		0- 1		4- 0				
10- 3		0- 0	0- 0		NON-CONFERENCE		0- 2		0- 1		10- 0				
5- 1		0- 0	0- 0		HOME		0- 1		0- 0		5- 0				
1- 1		0- 0	0- 0		AWAY		0- 1		0- 0		1- 0				
4- 1		0- 0	0- 0		NEUTRAL		0- 0		0- 1		4- 0				
4- 14		0- 4	1- 7		CONFERENCE		0- 2		1- 1		2- 0				
2- 7		0- 2	1- 3		HOME		0- 1		0- 1		1- 0				
2- 7		0- 2	0- 4		AWAY		0- 1		1- 0		1- 0				
0- 0		0- 0	0- 0		NEUTRAL		0- 0		0- 0		0- 0				
RPI	S	Opponent	Score	RPI	S	Opponent	Score	RPI	S	Opponent	Score	RPI	S	Opponent	Score
3	H	Florida	0 3	30	A	LSU	1 3	62	A	Auburn	1 3	126	H	South Carolina	1 3
4	A	Missouri	0 3	30	H	LSU	3 2	62	H	Auburn	1 3	132	N	Maryland	2 3
10	A	Kentucky	0 3	31	H	Texas A&M	1 3	73	H	Ga. Southern	1 3	135	A	Mississippi St.	3 1
10	H	Kentucky	0 3	32	A	Georgia	2 3	90	A	TCU	2 3	151	A	George Washington	3 1
				32	H	Georgia	2 3					170	H	Arkansas St.	3 1
				34	A	Alabama	0 3					178	H	Southern Miss.	3 0
				36	A	Arkansas	0 3					181	A	Tennessee	3 1
				36	H	Arkansas	0 3					181	H	Tennessee	3 1
												183	N	Stephen F. Austin	3 0
												196	N	Houston	3 0
												205	H	La.-Lafayette	3 1
												210	H	Kennesaw St.	3 0
												228	N	UMBC	3 1
												290	H	Chattanooga	3 0
												330	N	Grambling	3 0
LAST 10 GAMES															
				30	H	LSU	3 2	31	H	Texas A&M	1 3				
				62	A	Auburn	1 3	181	A	Tennessee	3 1				
				34	A	Alabama	0 3	135	A	Mississippi St.	3 1				
				10	H	Kentucky	0 3	36	A	Arkansas	0 3				
				32	H	Georgia	2 3	4	A	Missouri	0 3				

Non-Div. I Games:

Ole Miss

Average RPI Win: 209		WON-LOST RECORD	WINNING PCT. RANK		LAST 10 GAMES	STRENGTH OF SCHEDULE		OPP. STRENGTH OF SCHEDULE		TEAM RPI	ADJ RPI		CONF. RPI	ADJ CONF. RPI	
Average RPI Loss: 93															
DIV. I ONLY		19- 13	.59375	111	9- 1	156		151		117	.52397	114	23	22	
DIV. I NON-CONF.		6- 10	.375	234	0- 0	70		107		145	.50699	140	16	16	
TOTALS		RPI 1-25	RPI 26-50		W-L RECORDS		RPI 51-100		RPI 101-150		RPI 150+				
19- 13	0- 0	0- 2		OVERALL		0- 6		6- 4		13- 1					
10- 4	0- 0	0- 0		HOME		0- 3		5- 1		5- 0					
5- 8	0- 0	0- 2		AWAY		0- 3		0- 3		5- 0					
4- 1	0- 0	0- 0		NEUTRAL		0- 0		1- 0		3- 1					
6- 10	0- 0	0- 2		NON-CONFERENCE		0- 6		1- 1		5- 1					
1- 4	0- 0	0- 0		HOME		0- 3		0- 1		1- 0					
1- 5	0- 0	0- 2		AWAY		0- 3		0- 0		1- 0					
4- 1	0- 0	0- 0		NEUTRAL		0- 0		1- 0		3- 1					
13- 3	0- 0	0- 0		CONFERENCE		0- 0		5- 3		8- 0					
9- 0	0- 0	0- 0		HOME		0- 0		5- 0		4- 0					
4- 3	0- 0	0- 0		AWAY		0- 0		0- 3		4- 0					
0- 0	0- 0	0- 0		NEUTRAL		0- 0		0- 0		0- 0					
RPI	S	Opponent	Score	RPI	S	Opponent	Score	RPI	S	Opponent	Score	RPI	S	Opponent	Score
43	A	Butler	2 3	53	H	VCU	2 3	103	H	Valparaiso	2 3				
50	A	Ohio St.	0 3	57	H	Xavier	0 3	129	A	South Dakota	2 3				
				63	A	Northwestern	0 3	129	H	South Dakota	3 1				
				64	A	Ball St.	0 3	136	N	South Fla.	3 0				
				94	H	Illinois St.	2 3	140	A	Denver	1 3				
				95	A	Morehead St.	2 3	140	H	Denver	3 0				
								140	H	Denver	3 1				
								144	A	IPFW	0 3				
								144	H	IPFW	3 2				
								144	H	IPFW	3 0				
								162	H	FGCU	3 0				
								168	N	Southeast Mo. St.	2 3				
								175	N	Miami (OH)	3 1				
								197	N	Saint Louis	3 0				
								224	A	North Dakota St.	3 0				
								224	H	North Dakota St.	3 0				
								243	A	Indiana St.	3 1				
								244	A	Western Ill.	3 2				
								244	H	Western Ill.	3 0				
								275	A	South Dakota St.	3 0				
								275	H	South Dakota St.	3 0				
								287	N	Montana St.	3 0				
								293	A	Neb. Omaha	3 0				
								293	H	Neb. Omaha	3 0				
LAST 10 GAMES															
140	H	Denver	3 0	244	A	Western Ill.	3 2	293	A	Neb. Omaha	3 0				
144	H	IPFW	3 2					140	H	Denver	3 1				
275	H	South Dakota St.	3 0					129	H	South Dakota	3 1				
224	H	North Dakota St.	3 0					224	A	North Dakota St.	3 0				
144	A	IPFW	0 3												

Non-Div. I Games:

IUPUI

Average RPI Win: 157		WON-LOST RECORD		WINNING PCT. RANK		LAST 10 GAMES		STRENGTH OF SCHEDULE		OPP. STRENGTH OF SCHEDULE		TEAM RPI		ADJ RPI		CONF. RPI		ADJ CONF. RPI	
Average RPI Loss: 66																			
DIV. I ONLY		14- 14		.5 169		5- 5		109		70		116		.52221 115		7		7	
DIV. I NON-CONF.		6- 4		.6 118		1- 0		82		85		82		.5584 80		5		5	
TOTALS		RPI 1-25		RPI 26-50		W-L RECORDS		RPI 51-100		RPI 101-150		RPI 150+							
14- 14		0- 2		0- 5		OVERALL		3- 3		5- 3		6- 1							
11- 4		0- 1		0- 2		HOME		3- 1		4- 0		4- 0							
2- 9		0- 1		0- 2		AWAY		0- 2		1- 3		1- 1							
1- 1		0- 0		0- 1		NEUTRAL		0- 0		0- 0		1- 0							
6- 4		0- 0		0- 3		NON-CONFERENCE		1- 1		2- 0		3- 0							
4- 2		0- 0		0- 1		HOME		1- 1		1- 0		2- 0							
1- 1		0- 0		0- 1		AWAY		0- 0		1- 0		0- 0							
1- 1		0- 0		0- 1		NEUTRAL		0- 0		0- 0		1- 0							
8- 10		0- 2		0- 2		CONFERENCE		2- 2		3- 3		3- 1							
7- 2		0- 1		0- 1		HOME		2- 0		3- 0		2- 0							
1- 8		0- 1		0- 1		AWAY		0- 2		0- 3		1- 1							
0- 0		0- 0		0- 0		NEUTRAL		0- 0		0- 0		0- 0							
RPI	S	Opponent		Score	RPI	S	Opponent		Score	RPI	S	Opponent		Score	RPI	S	Opponent		Score
14	A	San Diego		2 3	29	A	BYU		0 3	54	A	St. Mary's (CA)		2 3	116	A	Pacific		1 3
14	H	San Diego		1 3	29	H	BYU		2 3	54	H	St. Mary's (CA)		3 0	116	H	Pacific		3 0
					31	N	Texas A&M		1 3	65	H	Col. of Charleston		3 0	117	A	San Francisco		0 3
					46	A	UTSA		1 3	71	A	Pepperdine		2 3	117	H	San Francisco		3 0
					47	H	UCLA		1 3	71	H	Pepperdine		3 0	120	H	North Texas		3 0
										80	H	Long Beach St.		0 3	127	A	Santa Clara		1 3
															127	H	Santa Clara		3 2
															134	A	Bakersfield		3 1
															152	A	Gonzaga		2 3
															152	H	Gonzaga		3 0
															215	H	Seattle		3 0
															240	H	Albany (NY)		3 0
															249	N	Lamar		3 0
															268	A	Portland		3 0
															268	H	Portland		3 1
					LAST 10 GAMES														
					117	A	San Francisco		0 3	116	H	Pacific		3 0					
					127	A	Santa Clara		1 3	14	H	San Diego		1 3					
					71	A	Pepperdine		2 3	29	A	BYU		0 3					
					134	A	Bakersfield		3 1	152	H	Gonzaga		3 0					
					54	H	St. Mary's (CA)		3 0	268	H	Portland		3 1					

Non-Div. I Games:

Loyola Marymount

Average RPI Win:		180	WON-LOST RECORD		WINNING PCT. RANK		LAST 10 GAMES		STRENGTH OF SCHEDULE		OPP. STRENGTH OF SCHEDULE		TEAM RPI		ADJ RPI		CONF. RPI		ADJ CONF. RPI	
DIV. I ONLY			15- 15		.5 169		4- 6		135		69		133		.52027 116		7 7			
DIV. I NON-CONF.			8- 4		.66667 86		1- 0		144		78		89		.55823 81		5 5			
TOTALS		RPI 1-25		RPI 26-50				W-L RECORDS		RPI 51-100				RPI 101-150				RPI 150+		
15- 15		1- 3		1- 2				OVERALL		0- 7				3- 3				10- 0		
8- 5		0- 1		0- 1				HOME		0- 2				2- 1				6- 0		
3- 9		0- 2		0- 1				AWAY		0- 4				1- 2				2- 0		
4- 1		1- 0		1- 0				NEUTRAL		0- 1				0- 0				2- 0		
8- 4		1- 1		1- 0				NON-CONFERENCE		0- 3				0- 0				6- 0		
4- 0		0- 0		0- 0				HOME		0- 0				0- 0				4- 0		
0- 3		0- 1		0- 0				AWAY		0- 2				0- 0				0- 0		
4- 1		1- 0		1- 0				NEUTRAL		0- 1				0- 0				2- 0		
7- 11		0- 2		0- 2				CONFERENCE		0- 4				3- 3				4- 0		
4- 5		0- 1		0- 1				HOME		0- 2				2- 1				2- 0		
3- 6		0- 1		0- 1				AWAY		0- 2				1- 2				2- 0		
0- 0		0- 0		0- 0				NEUTRAL		0- 0				0- 0				0- 0		
RPI	S	Opponent			Score		RPI	S	Opponent			Score		RPI	S	Opponent			Score	
6	A	Stanford			0	3	28	N	Michigan St.			3	0	54	A	St. Mary's (CA)			1	3
14	A	San Diego			0	3	29	A	BYU			0	3	54	H	St. Mary's (CA)			0	3
14	H	San Diego			0	3	29	H	BYU			1	3	66	A	Virginia Tech			0	3
18	N	Oklahoma			3	2								71	A	Pepperdine			0	3
														71	H	Pepperdine			2	3
														81	N	Utah St.			2	3
														83	A	Portland St.			2	3

Non-Div. I Games:

Pacific

Average RPI Win:		136	WON-LOST RECORD		WINNING PCT. RANK		LAST 10 GAMES		STRENGTH OF SCHEDULE		OPP. STRENGTH OF SCHEDULE		TEAM RPI		ADJ RPI		CONF. RPI		ADJ CONF. RPI	
DIV. I ONLY			13- 15		.46429	198	5- 5		82	64	115	.51967	117	7	7					
DIV. I NON-CONF.			4- 6		.4	220	0- 0		53	47	120	.52695	120	5	5					
TOTALS		RPI 1-25		RPI 26-50		W-L RECORDS		RPI 51-100		RPI 101-150		RPI 150+								
13- 15		0- 3		0- 2		OVERALL		5- 5		4- 3		4- 2								
7- 5		0- 1		0- 1		HOME		2- 2		3- 0		2- 1								
3- 8		0- 1		0- 1		AWAY		1- 3		1- 2		1- 1								
3- 2		0- 1		0- 0		NEUTRAL		2- 0		0- 1		1- 0								
4- 6		0- 1		0- 0		NON-CONFERENCE		2- 4		0- 1		2- 0								
1- 2		0- 0		0- 0		HOME		0- 2		0- 0		1- 0								
0- 2		0- 0		0- 0		AWAY		0- 2		0- 0		0- 0								
3- 2		0- 1		0- 0		NEUTRAL		2- 0		0- 1		1- 0								
9- 9		0- 2		0- 2		CONFERENCE		3- 1		4- 2		2- 2								
6- 3		0- 1		0- 1		HOME		2- 0		3- 0		1- 1								
3- 6		0- 1		0- 1		AWAY		1- 1		1- 2		1- 1								
0- 0		0- 0		0- 0		NEUTRAL		0- 0		0- 0		0- 0								
RPI	S	Opponent		Score		RPI	S	Opponent		Score		RPI	S	Opponent		Score				
14	A	San Diego		0 3		29	A	BYU		0 3		110	N	Notre Dame		2 3				
14	H	San Diego		2 3		29	H	BYU		0 3		115	A	Loyola Marymount		0 3				
22	N	North Carolina		1 3								115	H	Loyola Marymount		3 0				
												116	A	Pacific		1 3				
												116	H	Pacific		3 2				
												127	A	Santa Clara		3 2				
												127	H	Santa Clara		3 1				
												152	A	Gonzaga		2 3				
												152	H	Gonzaga		2 3				
												164	N	Harvard		3 1				
												217	H	Air Force		3 0				
												268	A	Portland		3 1				
												268	H	Portland		3 0				
						LAST 10 GAMES														
						115	H	Loyola Marymount		3 0		29	H	BYU		0 3				
						71	H	Pepperdine		3 0		152	A	Gonzaga		2 3				
						54	A	St. Mary's (CA)		0 3		268	A	Portland		3 1				
						116	A	Pacific		1 3		127	H	Santa Clara		3 1				
						14	H	San Diego		2 3		116	H	Pacific		3 2				

Non-Div. I Games:

San Francisco

UAB				Through Games Of Through Matches of Nov. 30, 2013															
Average RPI Win: 213		WON-LOST RECORD		WINNING PCT. RANK		LAST 10 GAMES		STRENGTH OF SCHEDULE		OPP. STRENGTH OF SCHEDULE		TEAM RPI		ADJ RPI		CONF. RPI		ADJ CONF. RPI	
DIV. I ONLY		21- 14		.6 105		5- 5		171		124		118		.51822 118		11		11	
DIV. I NON-CONF.		13- 6		.68421 85		2- 1		219		147		122		.52304 125		12		11	
TOTALS		RPI 1-25		RPI 26-50		W-L RECORDS		RPI 51-100		RPI 101-150		RPI 150+							
21- 14		0- 1		0- 3		OVERALL		0- 4		5- 4		16- 2							
8- 6		0- 1		0- 2		HOME		0- 1		2- 2		6- 0							
7- 5		0- 0		0- 1		AWAY		0- 1		0- 1		7- 2							
6- 3		0- 0		0- 0		NEUTRAL		0- 2		3- 1		3- 0							
13- 6		0- 1		0- 1		NON-CONFERENCE		0- 1		3- 2		10- 1							
5- 2		0- 1		0- 1		HOME		0- 0		1- 0		4- 0							
3- 2		0- 0		0- 0		AWAY		0- 0		0- 1		3- 1							
5- 2		0- 0		0- 0		NEUTRAL		0- 1		2- 1		3- 0							
8- 8		0- 0		0- 2		CONFERENCE		0- 3		2- 2		6- 1							
3- 4		0- 0		0- 1		HOME		0- 1		1- 2		2- 0							
4- 3		0- 0		0- 1		AWAY		0- 1		0- 0		4- 1							
1- 1		0- 0		0- 0		NEUTRAL		0- 1		1- 0		0- 0							
RPI S	Opponent	Score		RPI S	Opponent	Score		RPI S	Opponent	Score		RPI S	Opponent	Score					
11 H	Minnesota	0	3	34 H	Alabama	0	3	55 H	Tulane	1	3	109 H	Samford	3	0				
				37 H	Tulsa	2	3	55 N	Tulane	1	3	111 N	North Dakota	3	0				
				46 A	UTSA	0	3	66 N	Virginia Tech	1	3	120 H	North Texas	3	0				
								84 A	Middle Tenn.	1	3	122 H	Marshall	0	3				
												130 A	Indiana	0	3				
												135 N	Mississippi St.	2	3				
												137 N	Wyoming	3	2				
												149 H	Rice	0	3				
												149 N	Rice	3	0				
												156 A	UTEP	3	1				
												170 N	Arkansas St.	3	0				
												176 A	FIU	0	3				
												177 A	Belmont	2	3				
												178 H	Southern Miss.	3	2				
												190 A	Fla. Atlantic	3	0				
												207 N	Austin Peay	3	0				
												232 A	East Carolina	3	1				
												237 H	Jacksonville St.	3	1				
												251 N	Tennessee St.	3	0				
												252 H	Charlotte	3	1				
												260 A	Georgia St.	3	0				
												269 H	Presbyterian	3	0				
												278 H	Alabama St.	3	0				
												279 A	Louisiana Tech	3	0				
												284 A	Alabama A&M	3	0				
												290 A	Chattanooga	3	1				
												307 H	Mercer	3	0				
				LAST 10 GAMES															
				55 N	Tulane	1	3	46 A	UTSA	0	3	278 H	Alabama St.	3	0				
				149 N	Rice	3	0	34 H	Alabama	0	3	279 A	Louisiana Tech	3	0				
				252 H	Charlotte	3	1	55 H	Tulane	1	3	284 A	Alabama A&M	3	0				
				149 H	Rice	0	3	278 H	Alabama St.	3	0	290 A	Chattanooga	3	1				
				279 A	Louisiana Tech	3	0	284 A	Alabama A&M	3	0	307 H	Mercer	3	0				

Non-Div. I Games:

UAB

Average RPI Win: 157		WON-LOST	WINNING	LAST 10	STRENGTH OF		OPP. STRENGTH	TEAM	ADJ	CONF.	ADJ CONF.
Average RPI Loss: 82		RECORD	PCT. RANK	GAMES	SCHEDULE		OF SCHEDULE	RPI	RPI	RPI	RPI
DIV. I ONLY		15- 16	.48387 182	4- 6	95		66	114	.51627 119	6	6
DIV. I NON-CONF.		6- 5	.54545 154	0- 0	138		125	127	.51482 128	6	6
<hr/>											
TOTALS		RPI 1-25	RPI 26-50		W-L RECORDS		RPI 51-100		RPI 101-150		RPI 150+
15- 16		0- 4	0- 2		OVERALL		1- 6		7- 0		7- 4
10- 6		0- 2	0- 1		HOME		1- 2		4- 0		5- 1
3- 9		0- 2	0- 0		AWAY		0- 4		2- 0		1- 3
2- 1		0- 0	0- 1		NEUTRAL		0- 0		1- 0		1- 0
6- 5		0- 0	0- 2		NON-CONFERENCE		0- 1		3- 0		3- 2
4- 2		0- 0	0- 1		HOME		0- 0		2- 0		2- 1
0- 2		0- 0	0- 0		AWAY		0- 1		0- 0		0- 1
2- 1		0- 0	0- 1		NEUTRAL		0- 0		1- 0		1- 0
9- 11		0- 4	0- 0		CONFERENCE		1- 5		4- 0		4- 2
6- 4		0- 2	0- 0		HOME		1- 2		2- 0		3- 0
3- 7		0- 2	0- 0		AWAY		0- 3		2- 0		1- 2
0- 0		0- 0	0- 0		NEUTRAL		0- 0		0- 0		0- 0
RPI S	Opponent	Score	RPI S	Opponent	Score	RPI S	Opponent	Score	RPI S	Opponent	Score
12 H	Duke	1 <div>3</div>	33 N	Michigan	0 <div>3</div>	51 A	Miami (FL)	1 <div>3</div>	101 A	Wake Forest	3 2
19 A	Florida St.	0 <div>3</div>	34 H	Alabama	2 <div>3</div>	51 H	Miami (FL)	1 <div>3</div>	101 H	Wake Forest	3 2
19 H	Florida St.	2 <div>3</div>				57 A	Xavier	0 <div>3</div>	107 N	UCF	3 2
22 A	North Carolina	1 <div>3</div>				58 A	North Carolina St.	0 <div>3</div>	110 H	Notre Dame	3 0
						66 H	Virginia Tech	3 2	121 H	Furman	3 1
						72 H	Virginia	2 <div>3</div>	126 H	South Carolina	3 2
						82 A	Pittsburgh	0 <div>3</div>	132 A	Maryland	3 1
									159 A	Georgia Tech	1 <div>3</div>
									159 H	Georgia Tech	3 0
									167 A	Syracuse	1 <div>3</div>
									167 H	Syracuse	3 1
									213 H	Delaware	1 <div>3</div>
									218 H	Troy	3 1
									231 A	Boston College	3 0
									231 H	Boston College	3 0
									233 N	Northern Ky.	3 1
									247 H	Winthrop	3 1
									260 A	Georgia St.	1 <div>3</div>
<hr/>											
			LAST 10 GAMES								
			51 A Miami (FL) 1 <div>3</div>			159 A Georgia Tech 1 <div>3</div>					
			19 A Florida St. 0 <div>3</div>			22 A North Carolina 1 <div>3</div>					
			231 H Boston College 3 0			58 A North Carolina St. 0 <div>3</div>					
			167 H Syracuse 3 1			72 H Virginia 2 <div>3</div>					
			101 A Wake Forest 3 2			66 H Virginia Tech 3 2					

Non-Div. I Games:

Clemson

Average RPI Win:	182	WON-LOST RECORD	WINNING PCT. RANK	LAST 10 GAMES	STRENGTH OF SCHEDULE	OPP. STRENGTH OF SCHEDULE	TEAM RPI	ADJ RPI	CONF. RPI	ADJ CONF. RPI		
DIV. I ONLY		17- 15	.53125	153	5- 5	130	107	123	.51397	120	11	11
DIV. I NON-CONF.		8- 8	.5	166	0- 0	148	99	139	.50996	136	12	11
<hr/>												
TOTALS	RPI 1-25	RPI 26-50		W-L RECORDS		RPI 51-100		RPI 101-150		RPI 150+		
17- 15	0- 0	0- 5		OVERALL		3- 2		2- 6		12- 2		
11- 2	0- 0	0- 1		HOME		3- 0		1- 1		7- 0		
3- 8	0- 0	0- 2		AWAY		0- 1		1- 3		2- 2		
3- 5	0- 0	0- 2		NEUTRAL		0- 1		0- 2		3- 0		
8- 8	0- 0	0- 3		NON-CONFERENCE		1- 2		1- 3		6- 0		
5- 1	0- 0	0- 1		HOME		1- 0		1- 0		3- 0		
1- 3	0- 0	0- 0		AWAY		0- 1		0- 2		1- 0		
2- 4	0- 0	0- 2		NEUTRAL		0- 1		0- 1		2- 0		
9- 7	0- 0	0- 2		CONFERENCE		2- 0		1- 3		6- 2		
6- 1	0- 0	0- 0		HOME		2- 0		0- 1		4- 0		
2- 5	0- 0	0- 2		AWAY		0- 0		1- 1		1- 2		
1- 1	0- 0	0- 0		NEUTRAL		0- 0		0- 1		1- 0		
RPI S	Opponent	Score	RPI S	Opponent	Score	RPI S	Opponent	Score	RPI S	Opponent	Score	
			26 H	Utah	1 3	55 H	Tulane	3 1	104 H	Texas St.	3 1	
			30 N	LSU	2 3	84 H	Middle Tenn.	3 1	115 A	Loyola Marymount	0 3	
			37 A	Tulsa	1 3	90 A	TCU	0 3	118 A	UAB	0 3	
			46 A	UTSA	0 3	92 N	Baylor	0 3	122 H	Marshall	1 3	
			47 N	UCLA	0 3	98 H	Northwestern St.	3 0	122 N	Marshall	2 3	
									139 N	Idaho	2 3	
									145 A	Boise St.	1 3	
									149 A	Rice	3 1	
									156 H	UTEP	3 0	
									160 H	Texas-Arlington	3 1	
									176 A	FIU	0 3	
									178 A	Southern Miss.	3 2	
									183 H	Stephen F. Austin	3 0	
									190 A	Fla. Atlantic	2 3	
									190 N	Fla. Atlantic	3 1	
									196 A	Houston	3 0	
									229 N	Sacramento St.	3 0	
									232 H	East Carolina	3 0	
									240 N	Albany (NY)	3 0	
									252 H	Charlotte	3 0	
									279 H	Louisiana Tech	3 0	
									310 H	Prairie View	3 0	
			LAST 10 GAMES									
			122 N	Marshall	2 3	55 H	Tulane	3 1				
			190 N	Fla. Atlantic	3 1	279 H	Louisiana Tech	3 0				
			176 A	FIU	0 3	149 A	Rice	3 1				
			190 A	Fla. Atlantic	2 3	46 A	UTSA	0 3				
			156 H	UTEP	3 0	118 A	UAB	0 3				

Non-Div. I Games:

North Texas

Average RPI Win:	214	WON-LOST	WINNING	LAST 10	STRENGTH OF	OPP. STRENGTH	TEAM	ADJ	CONF.	ADJ CONF.	
Average RPI Loss:	133	RECORD	PCT. RANK	GAMES	SCHEDULE	OF SCHEDULE	RPI	RPI	RPI	RPI	
DIV. I ONLY	17- 12	.58621	117	6- 4	140	204	119	.5132	121	19	19
DIV. I NON-CONF.	4- 7	.36364	240	0- 0	174	148	213	.45457	210	25	26
<hr/>											
TOTALS	RPI 1-25	RPI 26-50		W-L RECORDS	RPI 51-100		RPI 101-150		RPI 150+		
17- 12	0- 0	0- 1		OVERALL	2- 3		2- 3		13- 5		
10- 1	0- 0	0- 0		HOME	1- 0		1- 1		8- 0		
4- 8	0- 0	0- 1		AWAY	1- 1		0- 2		3- 4		
3- 3	0- 0	0- 0		NEUTRAL	0- 2		1- 0		2- 1		
<hr/>											
4- 7	0- 0	0- 1		NON-CONFERENCE	0- 3		1- 1		3- 2		
1- 0	0- 0	0- 0		HOME	0- 0		0- 0		1- 0		
0- 4	0- 0	0- 1		AWAY	0- 1		0- 1		0- 1		
3- 3	0- 0	0- 0		NEUTRAL	0- 2		1- 0		2- 1		
<hr/>											
13- 5	0- 0	0- 0		CONFERENCE	2- 0		1- 2		10- 3		
9- 1	0- 0	0- 0		HOME	1- 0		1- 1		7- 0		
4- 4	0- 0	0- 0		AWAY	1- 0		0- 1		3- 3		
0- 0	0- 0	0- 0		NEUTRAL	0- 0		0- 0		0- 0		
<hr/>											
RPI S	Opponent	Score	RPI S	Opponent	Score	RPI S	Opponent	Score	RPI S	Opponent	Score
			32 A	Georgia	0 3	69 N	Lipscomb	0 3	109 A	Samford	1 3
						73 A	Ga. Southern	3 2	109 H	Samford	3 1
						73 H	Ga. Southern	3 1	109 H	Samford	0 3
						76 A	East Tenn. St.	0 3	119 A	Clemson	1 3
						90 N	TCU	0 3	126 N	South Carolina	3 1
									153 A	Appalachian St.	0 3
									166 A	UNC Greensboro	1 3
									166 H	UNC Greensboro	3 0
									194 H	Davidson	3 0
									209 A	Western Caro.	3 1
									213 A	Delaware	2 3
									214 A	Elon	2 3
									214 H	Elon	3 1
									247 N	Winthrop	2 3
									258 A	Wofford	3 2
									258 H	Wofford	3 2
									258 H	Wofford	3 0
									261 N	Sacred Heart	3 1
									269 H	Presbyterian	3 0
									285 N	Rutgers	3 1
									290 A	Chattanooga	3 2
									290 H	Chattanooga	3 1
									305 H	Citadel	3 0
			LAST 10 GAMES								
			109 H	Samford	0 3	166 H	UNC Greensboro	3 0			
			258 H	Wofford	3 2	305 H	Citadel	3 0			
			290 A	Chattanooga	3 2	73 H	Ga. Southern	3 1			
			109 A	Samford	1 3	166 A	UNC Greensboro	1 3			
			214 H	Elon	3 1	214 A	Elon	2 3			

Non-Div. I Games:

Furman

Average RPI Win: 175		WON-LOST RECORD		WINNING PCT. RANK		LAST 10 GAMES		STRENGTH OF SCHEDULE		OPP. STRENGTH OF SCHEDULE		TEAM RPI		ADJ RPI		CONF. RPI		ADJ CONF. RPI					
Average RPI Loss: 108																							
DIV. I ONLY		16- 16		.5 169		5- 5		96		121		120		.51297 122		11		11					
DIV. I NON-CONF.		7- 9		.4375 202		1- 0		118		133		153		.49472 157		12		11					
TOTALS		RPI 1-25		RPI 26-50		W-L RECORDS		RPI 51-100		RPI 101-150		RPI 150+											
16- 16		0- 0		0- 5		OVERALL		2- 4		5- 3		9- 4											
7- 4		0- 0		0- 1		HOME		1- 2		1- 0		5- 1											
5- 8		0- 0		0- 2		AWAY		1- 2		2- 1		2- 3											
4- 4		0- 0		0- 2		NEUTRAL		0- 0		2- 2		2- 0											
7- 9		0- 0		0- 2		NON-CONFERENCE		1- 3		2- 2		4- 2											
3- 1		0- 0		0- 0		HOME		0- 1		1- 0		2- 0											
1- 5		0- 0		0- 1		AWAY		1- 2		0- 0		0- 2											
3- 3		0- 0		0- 1		NEUTRAL		0- 0		1- 2		2- 0											
9- 7		0- 0		0- 3		CONFERENCE		1- 1		3- 1		5- 2											
4- 3		0- 0		0- 1		HOME		1- 1		0- 0		3- 1											
4- 3		0- 0		0- 1		AWAY		0- 0		2- 1		2- 1											
1- 1		0- 0		0- 1		NEUTRAL		0- 0		1- 0		0- 0											
RPI	S	Opponent		Score		RPI	S	Opponent		Score		RPI	S	Opponent		Score		RPI	S	Opponent		Score	
						33	A	Michigan	0	3								105	H	Southern Ill.	3	0	
						37	A	Tulsa	1	3								118	A	UAB	3	0	
						40	N	Ohio	1	3								120	A	North Texas	3	1	
						46	H	UTSA	1	3								120	N	North Texas	3	2	
						46	N	UTSA	0	3								132	N	Maryland	3	2	
																		140	N	Denver	0	3	
																		149	A	Rice	1	3	
																		150	N	James Madison	2	3	
																		156	H	UTEP	2	3	
																		176	A	FIU	3	0	
																		178	A	Southern Miss.	1	3	
																		185	A	Eastern Ky.	1	3	
																		185	H	Eastern Ky.	3	1	
																		190	A	Fla. Atlantic	3	2	
																		195	N	Montana	3	1	
																		216	H	Kent St.	3	2	
																		232	H	East Carolina	3	0	
																		252	H	Charlotte	3	1	
																		267	A	Ill.-Chicago	2	3	
																		279	H	Louisiana Tech	3	0	
																		317	N	Chicago St.	3	1	
LAST 10 GAMES																							
						46	N	UTSA	0	3	46	H	UTSA	1	3								
						120	N	North Texas	3	2	156	H	UTEP	2	3								
						84	H	Middle Tenn.	3	2	74	A	West Virginia	3	1								
						37	A	Tulsa	1	3	252	H	Charlotte	3	1								
						178	A	Southern Miss.	1	3	118	A	UAB	3	0								

Non-Div. I Games:

Marshall

Average RPI Win: 239		WON-LOST	WINNING	LAST 10	STRENGTH OF		OPP. STRENGTH	TEAM	ADJ	CONF.	ADJ CONF.
Average RPI Loss: 97		RECORD	PCT. RANK	GAMES	SCHEDULE		OF SCHEDULE	RPI	RPI	RPI	RPI
DIV. I ONLY		18- 12	.6	105	6- 4		190	205	135	.51271	123
DIV. I NON-CONF.		6- 6	.5	166	1- 0		188	149	175	.48978	166
TOTALS		RPI 1-25	RPI 26-50		W-L RECORDS		RPI 51-100		RPI 101-150		RPI 150+
18- 12	0- 0	0- 5		OVERALL		0- 2		1- 3		17- 2	
8- 4	0- 0	0- 2		HOME		0- 1		0- 0		8- 1	
7- 5	0- 0	0- 1		AWAY		0- 1		0- 2		7- 1	
3- 3	0- 0	0- 2		NEUTRAL		0- 0		1- 1		2- 0	
6- 6	0- 0	0- 3		NON-CONFERENCE		0- 0		1- 3		5- 0	
2- 1	0- 0	0- 1		HOME		0- 0		0- 0		2- 0	
1- 2	0- 0	0- 0		AWAY		0- 0		0- 2		1- 0	
3- 3	0- 0	0- 2		NEUTRAL		0- 0		1- 1		2- 0	
12- 6	0- 0	0- 2		CONFERENCE		0- 2		0- 0		12- 2	
6- 3	0- 0	0- 1		HOME		0- 1		0- 0		6- 1	
6- 3	0- 0	0- 1		AWAY		0- 1		0- 0		6- 1	
0- 0	0- 0	0- 0		NEUTRAL		0- 0		0- 0		0- 0	
RPI S	Opponent	Score		RPI S	Opponent	Score		RPI S	Opponent	Score	
30 N	LSU	0	3	97 A	Oral Roberts	2	3	108 N	UC Irvine	1	3
44 A	Central Ark.	1	3	98 H	Northwestern St.	0	3	125 N	UALR	3	2
44 H	Central Ark.	1	3					140 A	Denver	1	3
46 H	UTSA	1	3					149 A	Rice	0	3
46 N	UTSA	0	3					160 A	Texas-Arlington	3	0
								163 A	Sam Houston St.	0	3
								163 H	Sam Houston St.	3	1
								163 H	Sam Houston St.	3	0
								183 H	Stephen F. Austin	3	1
								204 A	Houston Baptist	3	0
								204 H	Houston Baptist	0	3
								217 N	Air Force	3	1
								249 A	Lamar	3	2
								249 H	Lamar	3	0
								264 A	Southeastern La.	3	1
								266 A	McNeese St.	3	0
								266 H	McNeese St.	3	0
								277 H	Tex.-Pan American	3	0
								294 A	Nicholls St.	3	0
								294 H	Nicholls St.	3	0
								297 A	New Orleans	3	1
								310 H	Prairie View	3	0
								321 N	Mississippi Val.	3	1
LAST 10 GAMES											
44 H	Central Ark.	1	3	266 H	McNeese St.	3	0				
163 H	Sam Houston St.	3	1	294 H	Nicholls St.	3	0				
163 H	Sam Houston St.	3	0	310 H	Prairie View	3	0				
249 H	Lamar	3	0	44 A	Central Ark.	1	3				
204 H	Houston Baptist	0	3	97 A	Oral Roberts	2	3				

Non-Div. I Games: Incarnate Word 3 1 Abilene Christian 3 1

A&M-Corpus Christi

Average RPI Win:		193	WON-LOST RECORD		WINNING PCT. RANK		LAST 10 GAMES		STRENGTH OF SCHEDULE		OPP. STRENGTH OF SCHEDULE		TEAM RPI		ADJ RPI		CONF. RPI		ADJ CONF. RPI			
Average RPI Loss:		31																				
DIV. I ONLY			11- 21		.34375 254		1- 9		43		33		136		.51264 124		2		2			
DIV. I NON-CONF.			9- 3		.75 57		0- 0		130		198		76		.56597 77		1		1			
TOTALS		RPI 1-25		RPI 26-50		W-L RECORDS		RPI 51-100		RPI 101-150		RPI 150+										
11- 21		0- 10		0- 7		OVERALL		1- 3		3- 1		7- 0										
4- 11		0- 5		0- 4		HOME		0- 2		1- 0		3- 0										
3- 10		0- 5		0- 3		AWAY		1- 1		1- 1		1- 0										
4- 0		0- 0		0- 0		NEUTRAL		0- 0		1- 0		3- 0										
9- 3		0- 1		0- 0		NON-CONFERENCE		1- 1		1- 1		7- 0										
3- 2		0- 1		0- 0		HOME		0- 1		0- 0		3- 0										
2- 1		0- 0		0- 0		AWAY		1- 0		0- 1		1- 0										
4- 0		0- 0		0- 0		NEUTRAL		0- 0		1- 0		3- 0										
2- 18		0- 9		0- 7		CONFERENCE		0- 2		2- 0		0- 0										
1- 9		0- 4		0- 4		HOME		0- 1		1- 0		0- 0										
1- 9		0- 5		0- 3		AWAY		0- 1		1- 0		0- 0										
0- 0		0- 0		0- 0		NEUTRAL		0- 0		0- 0		0- 0										
RPI	S	Opponent		Score		RPI	S	Opponent		Score		RPI	S	Opponent		Score						
1	A	Penn St.		0	3	27	A	Purdue		1	3	63	A	Northwestern		0	3	103	A	Valparaiso	1	3
9	A	Nebraska		0	3	27	H	Purdue		0	3	63	H	Northwestern		1	3	130	A	Indiana	3	2
9	H	Nebraska		0	3	28	A	Michigan St.		0	3	64	H	Ball St.		1	3	130	H	Indiana	3	2
11	A	Minnesota		0	3	28	H	Michigan St.		0	3	77	A	Milwaukee		3	2	133	N	Eastern Mich.	3	1
11	H	Minnesota		2	3	33	A	Michigan		1	3							188	N	Rhode Island	3	0
15	A	Wisconsin		0	3	33	H	Michigan		0	3							193	N	Youngstown St.	3	2
15	H	Wisconsin		1	3	50	H	Ohio St.		1	3							198	A	Coastal Caro.	3	1
20	A	Illinois		0	3													244	H	Western Ill.	3	1
20	H	Illinois		0	3													258	N	Wofford	3	2
23	H	Iowa St.		1	3													267	H	Ill.-Chicago	3	1
																		303	H	Drake	3	1
LAST 10 GAMES																						
						50	H	Ohio St.		1	3	33	H	Michigan		0	3					
						9	H	Nebraska		0	3	15	A	Wisconsin		0	3					
						27	A	Purdue		1	3	11	A	Minnesota		0	3					
						130	A	Indiana		3	2	20	H	Illinois		0	3					
						28	H	Michigan St.		0	3	63	H	Northwestern		1	3					

Non-Div. I Games:

Iowa

Average RPI Win: 201		WON-LOST	WINNING	LAST 10	STRENGTH OF		OPP. STRENGTH	TEAM	ADJ	CONF.	ADJ CONF.
Average RPI Loss: 129		RECORD	PCT. RANK	GAMES	SCHEDULE		OF SCHEDULE	RPI	RPI	RPI	RPI
DIV. I ONLY		20- 11	.64516	74	5- 5		236	127	121	.51255	125
DIV. I NON-CONF.		8- 4	.66667	86	0- 0		263	100	138	.51144	133
TOTALS		RPI 1-25	RPI 26-50		W-L RECORDS		RPI 51-100		RPI 101-150		RPI 150+
20- 11	0- 0	0- 1		OVERALL		2- 2		3- 3		15- 5	
5- 4	0- 0	0- 0		HOME		0- 1		0- 1		5- 2	
11- 3	0- 0	0- 0		AWAY		1- 1		3- 1		7- 1	
4- 4	0- 0	0- 1		NEUTRAL		1- 0		0- 1		3- 2	
8- 4	0- 0	0- 1		NON-CONFERENCE		2- 0		2- 2		4- 1	
0- 0	0- 0	0- 0		HOME		0- 0		0- 0		0- 0	
4- 1	0- 0	0- 0		AWAY		1- 0		2- 1		1- 0	
4- 3	0- 0	0- 1		NEUTRAL		1- 0		0- 1		3- 1	
12- 7	0- 0	0- 0		CONFERENCE		0- 2		1- 1		11- 4	
5- 4	0- 0	0- 0		HOME		0- 1		0- 1		5- 2	
7- 2	0- 0	0- 0		AWAY		0- 1		1- 0		6- 1	
0- 1	0- 0	0- 0		NEUTRAL		0- 0		0- 0		0- 1	
RPI S	Opponent	Score		RPI S	Opponent	Score		RPI S	Opponent	Score	
				30 N	LSU	0	3	59 A	Western Ky.	0	3
								59 H	Western Ky.	0	3
								75 N	Northern Ill.	3	0
								91 A	New Mexico St.	3	1
								104 A	Texas St.	3	2
								104 H	Texas St.	2	3
								123 N	A&M-Corpus Christi	2	3
								135 A	Mississippi St.	3	1
								135 A	Mississippi St.	0	3
								149 A	Rice	3	2
								160 A	Texas-Arlington	3	1
								160 H	Texas-Arlington	1	3
								168 N	Southeast Mo. St.	2	3
								170 A	Arkansas St.	3	2
								170 H	Arkansas St.	3	1
								170 N	Arkansas St.	2	3
								191 A	South Ala.	3	1
								191 H	South Ala.	3	1
								205 A	La.-Lafayette	1	3
								205 H	La.-Lafayette	1	3
								207 N	Austin Peay	3	1
								218 A	Troy	3	2
								218 H	Troy	3	0
								225 A	Memphis	3	0
								260 A	Georgia St.	3	1
								260 H	Georgia St.	3	2
								288 A	La.-Monroe	3	0
								288 H	La.-Monroe	3	0
								299 N	Southern Utah	3	2
								323 N	La Salle	3	0
LAST 10 GAMES											
				170 N	Arkansas St.	2	3	191 H	South Ala.	3	1
				205 A	La.-Lafayette	1	3	288 H	La.-Monroe	3	0
				104 H	Texas St.	2	3	170 A	Arkansas St.	3	2
				59 A	Western Ky.	0	3	160 H	Texas-Arlington	1	3
				260 A	Georgia St.	3	1	218 H	Troy	3	0

Non-Div. I Games:

UALR

Average RPI Win:		189	WON-LOST RECORD		WINNING PCT. RANK		LAST 10 GAMES		STRENGTH OF SCHEDULE		OPP. STRENGTH OF SCHEDULE		TEAM RPI		ADJ RPI		CONF. RPI		ADJ CONF. RPI	
DIV. I ONLY			12- 19		.3871 237		1- 9		44		55		122		.51244 126		4		4	
DIV. I NON-CONF.			9- 4		.69231 80		1- 0		151		232		101		.53712 112		3		3	
TOTALS		RPI 1-25		RPI 26-50		W-L RECORDS		RPI 51-100		RPI 101-150		RPI 150+								
12- 19		0- 6		1- 7		OVERALL		1- 1		1- 3		9- 2								
8- 8		0- 2		1- 4		HOME		0- 1		0- 0		7- 1								
2- 9		0- 4		0- 3		AWAY		0- 0		1- 2		1- 0								
2- 2		0- 0		0- 0		NEUTRAL		1- 0		0- 1		1- 1								
9- 4		0- 1		0- 0		NON-CONFERENCE		1- 0		0- 2		8- 1								
7- 0		0- 0		0- 0		HOME		0- 0		0- 0		7- 0								
0- 2		0- 1		0- 0		AWAY		0- 0		0- 1		0- 0								
2- 2		0- 0		0- 0		NEUTRAL		1- 0		0- 1		1- 1								
3- 15		0- 5		1- 7		CONFERENCE		0- 1		1- 1		1- 1								
1- 8		0- 2		1- 4		HOME		0- 1		0- 0		0- 1								
2- 7		0- 3		0- 3		AWAY		0- 0		1- 1		1- 0								
0- 0		0- 0		0- 0		NEUTRAL		0- 0		0- 0		0- 0								
RPI S	Opponent		Score		RPI S	Opponent		Score		RPI S	Opponent		Score		RPI S	Opponent		Score		
3	A	Florida	0	3	30	H	LSU	0	3	62	H	Auburn	0	3	113	A	Ole Miss	3	1	
4	A	Missouri	0	3	31	A	Texas A&M	0	3	81	N	Utah St.	3	1	119	A	Clemson	2	3	
4	H	Missouri	0	3	31	H	Texas A&M	3	1						121	N	Furman	1	3	
10	A	Kentucky	0	3	32	A	Georgia	0	3						135	A	Mississippi St.	0	3	
10	H	Kentucky	0	3	32	H	Georgia	0	3						176	H	FIU	3	0	
12	A	Duke	1	3	34	H	Alabama	0	3						181	A	Tennessee	3	1	
					36	A	Arkansas	0	3						181	H	Tennessee	0	3	
					36	H	Arkansas	2	3						189	N	Liberty	3	0	
															198	H	Coastal Caro.	3	2	
															200	H	High Point	3	0	
															209	H	Western Caro.	3	0	
															247	N	Winthrop	2	3	
															269	H	Presbyterian	3	0	
															300	H	Robert Morris	3	1	
															322	H	South Carolina St.	3	0	
LAST 10 GAMES																				
31	A	Texas A&M	0	3	3	A	Florida	0	3											
30	H	LSU	0	3	32	A	Georgia	0	3											
36	A	Arkansas	0	3	10	A	Kentucky	0	3											
4	H	Missouri	0	3	198	H	Coastal Caro.	3	2											
34	H	Alabama	0	3	62	H	Auburn	0	3											

Non-Div. I Games:

South Carolina

Average RPI Win:		129	WON-LOST RECORD		WINNING PCT. RANK		LAST 10 GAMES		STRENGTH OF SCHEDULE		OPP. STRENGTH OF SCHEDULE		TEAM RPI		ADJ RPI		CONF. RPI		ADJ CONF. RPI	
DIV. I ONLY			11- 16		.40741 225		4- 6		83		52		142		.5113 127		7 7			
DIV. I NON-CONF.			5- 4		.55556 150		0- 0		36		15		65		.58223 62		5 5			
TOTALS		RPI 1-25		RPI 26-50		W-L RECORDS		RPI 51-100		RPI 101-150		RPI 150+								
11- 16		0- 3		1- 4		OVERALL		4- 3		3- 4		3- 2								
4- 6		0- 1		1- 0		HOME		0- 2		1- 2		2- 1								
4- 8		0- 2		0- 2		AWAY		2- 1		1- 2		1- 1								
3- 2		0- 0		0- 2		NEUTRAL		2- 0		1- 0		0- 0								
5- 4		0- 1		0- 3		NON-CONFERENCE		3- 0		1- 0		1- 0								
1- 0		0- 0		0- 0		HOME		0- 0		0- 0		1- 0								
1- 2		0- 1		0- 1		AWAY		1- 0		0- 0		0- 0								
3- 2		0- 0		0- 2		NEUTRAL		2- 0		1- 0		0- 0								
6- 12		0- 2		1- 1		CONFERENCE		1- 3		2- 4		2- 2								
3- 6		0- 1		1- 0		HOME		0- 2		1- 2		1- 1								
3- 6		0- 1		0- 1		AWAY		1- 1		1- 2		1- 1								
0- 0		0- 0		0- 0		NEUTRAL		0- 0		0- 0		0- 0								
RPI	S	Opponent		Score		RPI	S	Opponent		Score		RPI	S	Opponent		Score				
14	A	San Diego		0 3		29	A	BYU		1 3		54	A	St. Mary's (CA)		0 3		115 A Loyola Marymount 2 3		
14	H	San Diego		1 3		29	H	BYU		3 1		54	H	St. Mary's (CA)		2 3		115 H Loyola Marymount 3 1		
17	A	Hawaii		1 3		38	A	California		0 3		56	N	Kansas St.		3 0		116 A Pacific 3 2		
						41	N	Cal St. Northridge		0 3		71	A	Pepperdine		3 1		116 H Pacific 1 3		
						47	N	UCLA		1 3		71	H	Pepperdine		2 3		117 A San Francisco 1 3		
												91	N	New Mexico St.		3 1		117 H San Francisco 2 3		
												100	A	Fresno St.		3 2		149 N Rice 3 1		
																		152 A Gonzaga 0 3		
																		152 H Gonzaga 1 3		
																		161 H Cal Poly 3 0		
																		268 A Portland 3 1		
																		268 H Portland 3 1		
LAST 10 GAMES																				
						71	H	Pepperdine		2 3		14	H	San Diego		1 3				
						115	H	Loyola Marymount		3 1		268	A	Portland		3 1				
						116	A	Pacific		3 2		152	A	Gonzaga		0 3				
						54	A	St. Mary's (CA)		0 3		117	A	San Francisco		1 3				
						29	H	BYU		3 1		54	H	St. Mary's (CA)		2 3				

Non-Div. I Games:

Santa Clara

Average RPI Win:		208	WON-LOST RECORD		WINNING PCT. RANK		LAST 10 GAMES		STRENGTH OF SCHEDULE		OPP. STRENGTH OF SCHEDULE		TEAM RPI		ADJ RPI		CONF. RPI		ADJ CONF. RPI				
DIV. I ONLY			16- 16		.5 169		3- 7		112		101		125		.51036 128		5		5				
DIV. I NON-CONF.			11- 5		.6875 84		0- 0		211		248		126		.51349 129		7		7				
TOTALS		RPI 1-25		RPI 26-50		W-L RECORDS		RPI 51-100		RPI 101-150		RPI 150+											
16- 16		1- 3		0- 2		OVERALL		1- 6		1- 1		13- 4											
6- 5		0- 2		0- 1		HOME		1- 1		1- 0		4- 1											
4- 9		1- 1		0- 1		AWAY		0- 4		0- 1		3- 2											
6- 2		0- 0		0- 0		NEUTRAL		0- 1		0- 0		6- 1											
11- 5		0- 0		0- 0		NON-CONFERENCE		0- 3		0- 0		11- 2											
3- 0		0- 0		0- 0		HOME		0- 0		0- 0		3- 0											
2- 3		0- 0		0- 0		AWAY		0- 2		0- 0		2- 1											
6- 2		0- 0		0- 0		NEUTRAL		0- 1		0- 0		6- 1											
5- 11		1- 3		0- 2		CONFERENCE		1- 3		1- 1		2- 2											
3- 5		0- 2		0- 1		HOME		1- 1		1- 0		1- 1											
2- 6		1- 1		0- 1		AWAY		0- 2		0- 1		1- 1											
0- 0		0- 0		0- 0		NEUTRAL		0- 0		0- 0		0- 0											
RPI	S	Opponent		Score		RPI	S	Opponent		Score		RPI	S	Opponent		Score							
8	A	Marquette		0 3		43	A	Butler		0 3		52	A	Colgate		0 3							
8	H	Marquette		0 3		43	H	Butler		2 3		57	A	Xavier		1 3							
16	A	Creighton		3 2								57	H	Xavier		0 3							
16	H	Creighton		1 3								70	N	Missouri St.		1 3							
												78	A	Northeastern		1 3							
												79	A	Seton Hall		1 3							
												79	H	Seton Hall		3 2							
														141		A	Villanova	1 3					
														141		H	Villanova	3 1					
														158		A	DePaul	2 3					
														158		H	DePaul	3 1					
														159		A	Georgia Tech	3 1					
														171		A	Georgetown	3 0					
														171		H	Georgetown	2 3					
														202		N	Central Conn. St.	3 1					
														203		N	UConn	0 3					
														206		A	New Hampshire	0 3					
														211		H	Siena	3 0					
														218		N	Troy	3 0					
														220		N	Brown	3 0					
														262		H	Stony Brook	3 0					
														262		N	Stony Brook	3 2					
														289		H	Fordham	3 0					
														295		N	Binghamton	3 1					
														312		A	Bryant	3 0					
														329		N	UMass Lowell	3 0					
LAST 10 GAMES																							
79 A Seton Hall						1 3						158 A DePaul						2 3					
8 H Marquette						0 3						16 A Creighton						3 2					
158 H DePaul						3 1						43 H Butler						2 3					
16 H Creighton						1 3						57 H Xavier						0 3					
8 A Marquette						0 3						171 A Georgetown						3 0					

Non-Div. I Games:

St. John's (NY)

Average RPI Win:		205	WON-LOST		WINNING		LAST 10		STRENGTH OF		OPP. STRENGTH		TEAM	ADJ		CONF.		ADJ CONF.	
Average RPI Loss:		101	RECORD		PCT. RANK		GAMES		SCHEDULE		OF SCHEDULE		RPI	RPI		RPI		RPI	
DIV. I ONLY			19- 13		.59375 111		3- 7		191		132		126	.51015 129		23		22	
DIV. I NON-CONF.			9- 7		.5625 148		0- 1		67		64		83	.55758 83		16		16	
TOTALS		RPI 1-25		RPI 26-50		W-L RECORDS		RPI 51-100		RPI 101-150		RPI 150+							
19- 13		0- 4		0- 1		OVERALL		0- 2		5- 4		14- 2							
8- 0		0- 0		0- 0		HOME		0- 0		4- 0		4- 0							
3- 9		0- 2		0- 1		AWAY		0- 1		0- 3		3- 2							
8- 4		0- 2		0- 0		NEUTRAL		0- 1		1- 1		7- 0							
9- 7		0- 4		0- 1		NON-CONFERENCE		0- 2		2- 0		7- 0							
1- 0		0- 0		0- 0		HOME		0- 0		1- 0		0- 0							
1- 4		0- 2		0- 1		AWAY		0- 1		0- 0		1- 0							
7- 3		0- 2		0- 0		NEUTRAL		0- 1		1- 0		6- 0							
10- 6		0- 0		0- 0		CONFERENCE		0- 0		3- 4		7- 2							
7- 0		0- 0		0- 0		HOME		0- 0		3- 0		4- 0							
2- 5		0- 0		0- 0		AWAY		0- 0		0- 3		2- 2							
1- 1		0- 0		0- 0		NEUTRAL		0- 0		0- 1		1- 0							
RPI S	Opponent		Score		RPI S	Opponent		Score		RPI S	Opponent		Score		RPI S	Opponent		Score	
4 A	Missouri		0	3	35 A	Wichita St.		0	3	67 A	Washington St.		0	3	102 N	Idaho St.		3	1
16 N	Creighton		0	3						82 N	Pittsburgh		1	3	111 H	North Dakota		3	1
17 N	Hawaii		0	3											114 A	IUPUI		1	3
23 A	Iowa St.		0	3											114 H	IUPUI		3	2
															140 A	Denver		0	3
															140 H	Denver		3	0
															140 N	Denver		2	3
															144 A	IPFW		2	3
															144 H	IPFW		3	0
															152 N	Gonzaga		3	0
															170 N	Arkansas St.		3	1
															195 N	Montana		3	2
															208 N	Texas Tech		3	1
															224 A	North Dakota St.		3	1
															224 H	North Dakota St.		3	1
															230 N	Eastern Wash.		3	2
															244 A	Western Ill.		2	3
															244 H	Western Ill.		3	0
															244 N	Western Ill.		3	0
															259 N	Akron		3	0
															275 A	South Dakota St.		3	1
															275 H	South Dakota St.		3	1
															287 A	Montana St.		3	0
															293 A	Neb. Omaha		2	3
															293 H	Neb. Omaha		3	0
				LAST 10 GAMES															
				244 A	Western Ill.		2	3	23 A	Iowa St.		0	3						
				140 N	Denver		2	3	224 H	North Dakota St.		3	1						
				244 N	Western Ill.		3	0	275 H	South Dakota St.		3	1						
				293 A	Neb. Omaha		2	3	144 A	IPFW		2	3						
				140 A	Denver		0	3	114 A	IUPUI		1	3						

Non-Div. I Games:

South Dakota

Average RPI Win:	206	WON-LOST	WINNING	LAST 10	STRENGTH OF	OPP. STRENGTH	TEAM	ADJ	CONF.	ADJ CONF.		
Average RPI Loss:	35	RECORD	PCT. RANK	GAMES	SCHEDULE	OF SCHEDULE	RPI	RPI	RPI	RPI		
DIV. I ONLY		9- 22	.29032	274	0- 10	32	37	145	.50932	130	2	2
DIV. I NON-CONF.		8- 3	.72727	65	0- 0	106	237	74	.56614	76	1	1
<hr/>												
TOTALS	RPI 1-25	RPI 26-50		W-L RECORDS		RPI 51-100		RPI 101-150		RPI 150+		
9- 22	0- 12	1- 5		OVERALL		0- 3		2- 2		6- 0		
6- 10	0- 5	0- 3		HOME		0- 1		2- 1		4- 0		
1- 12	0- 7	1- 2		AWAY		0- 2		0- 1		0- 0		
2- 0	0- 0	0- 0		NEUTRAL		0- 0		0- 0		2- 0		
8- 3	0- 2	0- 0		NON-CONFERENCE		0- 1		2- 0		6- 0		
6- 0	0- 0	0- 0		HOME		0- 0		2- 0		4- 0		
0- 3	0- 2	0- 0		AWAY		0- 1		0- 0		0- 0		
2- 0	0- 0	0- 0		NEUTRAL		0- 0		0- 0		2- 0		
1- 19	0- 10	1- 5		CONFERENCE		0- 2		0- 2		0- 0		
0- 10	0- 5	0- 3		HOME		0- 1		0- 1		0- 0		
1- 9	0- 5	1- 2		AWAY		0- 1		0- 1		0- 0		
0- 0	0- 0	0- 0		NEUTRAL		0- 0		0- 0		0- 0		
RPI S	Opponent	Score	RPI S	Opponent	Score	RPI S	Opponent	Score	RPI S	Opponent	Score	
1 A	Penn St.	0 3	27 A	Purdue	0 3	63 A	Northwestern	2 3	118 H	UAB	3 0	
1 H	Penn St.	0 3	27 H	Purdue	0 3	63 H	Northwestern	2 3	124 A	Iowa	2 3	
9 A	Nebraska	0 3	28 A	Michigan St.	3 2	65 A	Col. of Charleston	1 3	124 H	Iowa	2 3	
9 H	Nebraska	0 3	33 H	Michigan	1 3				137 H	Wyoming	3 1	
11 A	Minnesota	0 3	50 A	Ohio St.	0 3				198 N	Coastal Caro.	3 0	
11 H	Minnesota	0 3	50 H	Ohio St.	2 3				216 H	Kent St.	3 1	
12 A	Duke	0 3							251 H	Tennessee St.	3 1	
15 A	Wisconsin	1 3							285 H	Rutgers	3 0	
15 H	Wisconsin	1 3							300 H	Robert Morris	3 0	
20 A	Illinois	0 3							322 N	South Carolina St.	3 0	
20 H	Illinois	0 3										
22 A	North Carolina	1 3										
LAST 10 GAMES												
			33 H	Michigan	1 3	20 A	Illinois	0 3				
			27 H	Purdue	0 3	1 A	Penn St.	0 3				
			9 H	Nebraska	0 3	50 A	Ohio St.	0 3				
			124 H	Iowa	2 3	11 H	Minnesota	0 3				
			63 A	Northwestern	2 3	15 H	Wisconsin	1 3				

Non-Div. I Games:

Indiana

Average RPI Win: 180		WON-LOST	WINNING	LAST 10	STRENGTH OF		OPP. STRENGTH	TEAM	ADJ	CONF.	ADJ CONF.
Average RPI Loss: 90		RECORD	PCT. RANK	GAMES	SCHEDULE		OF SCHEDULE	RPI	RPI	RPI	RPI
DIV. I ONLY		16- 14	.53333	145	4- 6		151	95	131	.50928	131
DIV. I NON-CONF.		5- 5	.5	166	0- 0		192	77	164	.49233	162
TOTALS		RPI 1-25	RPI 26-50		W-L RECORDS		RPI 51-100		RPI 101-150		RPI 150+
16- 14	0- 2	0- 2		OVERALL		5- 6		2- 2		9- 2	
8- 5	0- 1	0- 0		HOME		2- 3		1- 1		5- 0	
6- 7	0- 1	0- 0		AWAY		2- 3		1- 1		3- 2	
2- 2	0- 0	0- 2		NEUTRAL		1- 0		0- 0		1- 0	
5- 5	0- 0	0- 2		NON-CONFERENCE		1- 2		0- 0		4- 1	
2- 1	0- 0	0- 0		HOME		0- 1		0- 0		2- 0	
1- 2	0- 0	0- 0		AWAY		0- 1		0- 0		1- 1	
2- 2	0- 0	0- 2		NEUTRAL		1- 0		0- 0		1- 0	
11- 9	0- 2	0- 0		CONFERENCE		4- 4		2- 2		5- 1	
6- 4	0- 1	0- 0		HOME		2- 2		1- 1		3- 0	
5- 5	0- 1	0- 0		AWAY		2- 2		1- 1		2- 1	
0- 0	0- 0	0- 0		NEUTRAL		0- 0		0- 0		0- 0	
RPI S	Opponent	Score	RPI S	Opponent	Score	RPI S	Opponent	Score	RPI S	Opponent	Score
21 A	Colorado St.	0 3	40 N	Ohio	0 3	56 H	Kansas St.	2 3	137 A	Wyoming	0 3
21 H	Colorado St.	2 3	49 N	Arizona St.	0 3	59 A	Western Ky.	0 3	137 H	Wyoming	3 1
						68 A	New Mexico	3 1	145 A	Boise St.	3 2
						68 H	New Mexico	1 3	145 H	Boise St.	2 3
						72 N	Virginia	3 1	152 A	Gonzaga	0 3
						81 A	Utah St.	1 3	187 H	Cal St. Fullerton	3 0
						81 H	Utah St.	3 2	215 N	Seattle	3 0
						87 A	San Diego St.	0 3	217 A	Air Force	3 1
						87 H	San Diego St.	3 1	217 H	Air Force	3 1
						100 A	Fresno St.	3 1	239 A	San Jose St.	2 3
						100 H	Fresno St.	0 3	239 H	San Jose St.	3 1
									268 H	Portland	3 0
									273 A	Nevada	3 0
									273 H	Nevada	3 0
									299 A	Southern Utah	3 1
LAST 10 GAMES											
21 A	Colorado St.	0 3	87 A	San Diego St.	0 3						
137 A	Wyoming	0 3	239 A	San Jose St.	2 3						
145 H	Boise St.	2 3	100 A	Fresno St.	3 1						
81 H	Utah St.	3 2	217 H	Air Force	3 1						
273 A	Nevada	3 0	68 H	New Mexico	1 3						

Non-Div. I Games:

UNLV

Average RPI Win:	149	WON-LOST	WINNING	LAST 10	STRENGTH OF	OPP. STRENGTH	TEAM	ADJ	CONF.	ADJ CONF.	
Average RPI Loss:	89	RECORD	PCT. RANK	GAMES	SCHEDULE	OF SCHEDULE	RPI	RPI	RPI	RPI	
DIV. I ONLY	13- 19	.40625	228	2- 8	53	81	127	.50925	132	6	6
DIV. I NON-CONF.	8- 4	.66667	86	0- 0	72	156	71	.56927	72	6	6
<hr/>											
TOTALS	RPI 1-25	RPI 26-50		W-L RECORDS		RPI 51-100		RPI 101-150		RPI 150+	
13- 19	0- 4	0- 2		OVERALL		3- 6		3- 3		7- 4	
11- 5	0- 2	0- 0		HOME		3- 1		2- 1		6- 1	
1- 11	0- 2	0- 1		AWAY		0- 5		0- 1		1- 2	
1- 3	0- 0	0- 1		NEUTRAL		0- 0		1- 1		0- 1	
<hr/>											
8- 4	0- 0	0- 2		NON-CONFERENCE		1- 0		2- 1		5- 1	
6- 0	0- 0	0- 0		HOME		1- 0		1- 0		4- 0	
1- 1	0- 0	0- 1		AWAY		0- 0		0- 0		1- 0	
1- 3	0- 0	0- 1		NEUTRAL		0- 0		1- 1		0- 1	
<hr/>											
5- 15	0- 4	0- 0		CONFERENCE		2- 6		1- 2		2- 3	
5- 5	0- 2	0- 0		HOME		2- 1		1- 1		2- 1	
0- 10	0- 2	0- 0		AWAY		0- 5		0- 1		0- 2	
0- 0	0- 0	0- 0		NEUTRAL		0- 0		0- 0		0- 0	
<hr/>											
RPI S	Opponent	Score	RPI S	Opponent	Score	RPI S	Opponent	Score	RPI S	Opponent	Score
12 H	Duke	0 3	33 A	Michigan	0 3	51 A	Miami (FL)	0 3	101 H	Wake Forest	3 0
19 A	Florida St.	0 3	40 N	Ohio	0 3	58 A	North Carolina St.	1 3	110 A	Notre Dame	1 3
22 A	North Carolina	2 3				66 A	Virginia Tech	1 3	113 N	Ole Miss	3 2
22 H	North Carolina	2 3				66 H	Virginia Tech	2 3	119 H	Clemson	1 3
						72 A	Virginia	1 3	122 N	Marshall	2 3
						72 H	Virginia	3 1	141 H	Villanova	3 0
						82 A	Pittsburgh	2 3	151 A	George Washington	3 0
						82 H	Pittsburgh	3 1	155 H	UMKC	3 2
						88 H	LIU Brooklyn	3 0	159 H	Georgia Tech	3 2
									167 A	Syracuse	1 3
									167 H	Syracuse	0 3
									169 H	Penn	3 1
									206 H	New Hampshire	3 0
									228 N	UMBC	0 3
									231 A	Boston College	0 3
									231 H	Boston College	3 0
									265 H	George Mason	3 0
<hr/>											
			LAST 10 GAMES								
			72 A Virginia			1 3	231 A Boston College			0 3	
			66 A Virginia Tech			1 3	101 H Wake Forest			3 0	
			22 H North Carolina			2 3	12 H Duke			0 3	
			82 A Pittsburgh			2 3	110 A Notre Dame			1 3	
			167 A Syracuse			1 3	82 H Pittsburgh			3 1	

Non-Div. I Games:

Maryland

Average RPI Win: 188		WON-LOST	WINNING	LAST 10	STRENGTH OF		OPP. STRENGTH	TEAM	ADJ	CONF.	ADJ CONF.		
Average RPI Loss: 100		RECORD	PCT. RANK	GAMES	SCHEDULE		OF SCHEDULE	RPI	RPI	RPI	RPI		
DIV. I ONLY		18- 16	.52941	157	5- 5		127	115	124	.50797	133	9	9
DIV. I NON-CONF.		10- 5	.66667	86	0- 0		229	172	132	.5114	134	10	10

TOTALS		RPI 1-25	RPI 26-50		W-L RECORDS		RPI 51-100		RPI 101-150		RPI 150+		
18- 16		0- 0	0- 3		OVERALL		4- 6		4- 4		10- 3		
5- 6		0- 0	0- 1		HOME		0- 3		3- 1		2- 1		
5- 7		0- 0	0- 1		AWAY		1- 3		0- 2		4- 1		
8- 3		0- 0	0- 1		NEUTRAL		3- 0		1- 1		4- 1		
10- 5		0- 0	0- 1		NON-CONFERENCE		2- 0		1- 3		7- 1		
2- 1		0- 0	0- 0		HOME		0- 0		1- 1		1- 0		
2- 2		0- 0	0- 1		AWAY		0- 0		0- 1		2- 0		
6- 2		0- 0	0- 0		NEUTRAL		2- 0		0- 1		4- 1		
8- 11		0- 0	0- 2		CONFERENCE		2- 6		3- 1		3- 2		
3- 5		0- 0	0- 1		HOME		0- 3		2- 0		1- 1		
3- 5		0- 0	0- 0		AWAY		1- 3		0- 1		2- 1		
2- 1		0- 0	0- 1		NEUTRAL		1- 0		1- 0		0- 0		
RPI S	Opponent	Score	RPI S	Opponent	Score	RPI S	Opponent	Score	RPI S	Opponent	Score		
			28 A	Michigan St.	0 3	64 A	Ball St.	0 3	103 A	Valparaiso	2 3		
			40 H	Ohio	1 3	64 H	Ball St.	0 3	106 A	Toledo	1 3		
			40 N	Ohio	0 3	75 A	Northern Ill.	1 3	106 H	Toledo	3 1		
						75 H	Northern Ill.	1 3	106 N	Toledo	3 2		
						85 A	Bowling Green	3 2	124 N	Iowa	1 3		
						93 N	Duquesne	3 1	138 H	Oregon St.	2 3		
						96 A	Western Mich.	1 3	143 H	Buffalo	3 1		
						96 H	Western Mich.	1 3	144 H	IPFW	3 0		
						96 N	Western Mich.	3 0	174 N	Cleveland St.	1 3		
						99 N	Army	3 1	175 A	Miami (OH)	2 3		
									179 H	Oakland	3 0		
									199 A	Central Mich.	3 0		
									199 H	Central Mich.	0 3		
									216 A	Kent St.	3 1		
									220 A	Brown	3 0		
									259 H	Akron	3 0		
									270 N	Cincinnati	3 0		
									281 N	Holy Cross	3 0		
									282 A	Canisius	3 1		
									292 N	Hartford	3 2		
									312 N	Bryant	3 0		
			LAST 10 GAMES										
			40 N	Ohio	0 3	75 H	Northern Ill.	1 3					
			96 N	Western Mich.	3 0	96 H	Western Mich.	1 3					
			106 N	Toledo	3 2	64 A	Ball St.	0 3					
			216 A	Kent St.	3 1	106 A	Toledo	1 3					
			199 A	Central Mich.	3 0	143 H	Buffalo	3 1					

Non-Div. I Games:

Eastern Mich.

Average RPI Win: 198		WON-LOST RECORD		WINNING PCT. RANK		LAST 10 GAMES		STRENGTH OF SCHEDULE		OPP. STRENGTH OF SCHEDULE		TEAM RPI		ADJ RPI		CONF. RPI		ADJ CONF. RPI					
Average RPI Loss: 55																							
DIV. I ONLY		12- 20		.375 245		1- 9		72		53		150		.50773 135		4		4					
DIV. I NON-CONF.		9- 5		.64286 100		0- 0		179		213		124		.52339 123		3		3					
TOTALS		RPI 1-25		RPI 26-50		W-L RECORDS		RPI 51-100		RPI 101-150		RPI 150+											
12- 20		0- 4		0- 10		OVERALL		0- 2		3- 2		9- 2											
8- 9		0- 2		0- 4		HOME		0- 0		2- 2		6- 1											
1- 10		0- 2		0- 5		AWAY		0- 2		0- 0		1- 1											
3- 1		0- 0		0- 1		NEUTRAL		0- 0		1- 0		2- 0											
9- 5		0- 0		0- 1		NON-CONFERENCE		0- 1		2- 1		7- 2											
6- 2		0- 0		0- 0		HOME		0- 0		1- 1		5- 1											
0- 2		0- 0		0- 0		AWAY		0- 1		0- 0		0- 1											
3- 1		0- 0		0- 1		NEUTRAL		0- 0		1- 0		2- 0											
3- 15		0- 4		0- 9		CONFERENCE		0- 1		1- 1		2- 0											
2- 7		0- 2		0- 4		HOME		0- 0		1- 1		1- 0											
1- 8		0- 2		0- 5		AWAY		0- 1		0- 0		1- 0											
0- 0		0- 0		0- 0		NEUTRAL		0- 0		0- 0		0- 0											
RPI	S	Opponent		Score		RPI	S	Opponent		Score		RPI	S	Opponent		Score							
3	H	Florida		0 3		30	A	LSU		0 3		62	A	Auburn		0 3		113	H	Ole Miss	1 3		
4	A	Missouri		0 3		31	A	Texas A&M		0 3		92	A	Baylor		1 3		118	N	UAB	3 2		
10	A	Kentucky		0 3		31	H	Texas A&M		0 3								125	H	UALR	1 3		
10	H	Kentucky		0 3		32	A	Georgia		2 3								125	H	UALR	3 0		
						32	H	Georgia		1 3								126	H	South Carolina	3 0		
						34	A	Alabama		1 3								160	N	Texas-Arlington	3 1		
						34	H	Alabama		0 3								168	H	Southeast Mo. St.	3 0		
						36	A	Arkansas		0 3								168	H	Southeast Mo. St.	1 3		
						36	H	Arkansas		0 3								170	N	Arkansas St.	3 1		
						37	N	Tulsa		2 3								177	A	Belmont	0 3		
																		181	A	Tennessee	3 1		
																		181	H	Tennessee	3 0		
																		258	H	Wofford	3 0		
																		258	H	Wofford	3 1		
																		315	H	Niagara	3 0		
																		315	H	Niagara	3 0		
LAST 10 GAMES																							
181 A Tennessee						3 1						10 H Kentucky						0 3					
34 H Alabama						0 3						31 H Texas A&M						0 3					
36 A Arkansas						0 3						113 H Ole Miss						1 3					
4 A Missouri						0 3						62 A Auburn						0 3					
32 H Georgia						1 3						34 A Alabama						1 3					

Non-Div. I Games:

Mississippi St.

Average RPI Win:		201	WON-LOST RECORD		WINNING PCT. RANK		LAST 10 GAMES		STRENGTH OF SCHEDULE		OPP. STRENGTH OF SCHEDULE		TEAM RPI		ADJ RPI		CONF. RPI		ADJ CONF. RPI		
Average RPI Loss:		97																			
DIV. I ONLY			17- 15		.53125 153		5- 5		143		103		130		.50515 136		14		14		
DIV. I NON-CONF.			6- 8		.42857 207		0- 0		131		39		152		.49987 147		14		14		
TOTALS		RPI 1-25		RPI 26-50		W-L RECORDS		RPI 51-100		RPI 101-150		RPI 150+									
17- 15		0- 1		0- 4		OVERALL		2- 4		0- 3		15- 3									
9- 7		0- 0		0- 2		HOME		1- 3		0- 1		8- 1									
7- 5		0- 1		0- 1		AWAY		1- 1		0- 1		6- 1									
1- 3		0- 0		0- 1		NEUTRAL		0- 0		0- 1		1- 1									
6- 8		0- 1		0- 2		NON-CONFERENCE		1- 3		0- 1		5- 1									
4- 3		0- 0		0- 1		HOME		1- 2		0- 0		3- 0									
1- 2		0- 1		0- 0		AWAY		0- 1		0- 0		1- 0									
1- 3		0- 0		0- 1		NEUTRAL		0- 0		0- 1		1- 1									
11- 7		0- 0		0- 2		CONFERENCE		1- 1		0- 2		10- 2									
5- 4		0- 0		0- 1		HOME		0- 1		0- 1		5- 1									
6- 3		0- 0		0- 1		AWAY		1- 0		0- 1		5- 1									
0- 0		0- 0		0- 0		NEUTRAL		0- 0		0- 0		0- 0									
RPI S	Opponent		Score		RPI S	Opponent		Score		RPI S	Opponent		Score		RPI S	Opponent		Score			
16 A	Creighton		0 3		27 H	Purdue		0 3		51 H	Miami (FL)		1 3		107 A	UCF		0 3			
					38 N	California		0 3		63 A	Northwestern		2 3		107 H	UCF		0 3			
					42 A	Louisville		0 3		64 H	Ball St.		3 2		114 N	IUPUI		0 3			
					42 H	Louisville		0 3		82 H	Pittsburgh		2 3		162 A	FGCU		3 1			
										86 A	SMU		3 2		175 N	Miami (OH)		3 1			
										86 H	SMU		0 3		182 N	Northern Colo.		1 3			
															184 A	Temple		3 1			
															184 H	Temple		3 0			
															190 H	Fla. Atlantic		3 0			
															196 A	Houston		3 1			
															196 H	Houston		3 1			
															203 A	UConn		3 0			
															203 H	UConn		3 0			
															207 H	Austin Peay		3 1			
															225 A	Memphis		2 3			
															225 H	Memphis		3 1			
															270 A	Cincinnati		3 2			
															270 H	Cincinnati		2 3			
															285 A	Rutgers		3 1			
															285 H	Rutgers		3 0			
															305 H	Citadel		3 0			
				LAST 10 GAMES																	
					225 A	Memphis		2 3		270 H	Cincinnati		2 3								
					184 A	Temple		3 1		285 A	Rutgers		3 1								
					86 H	SMU		0 3		203 A	UConn		3 0								
					196 H	Houston		3 1		107 H	UCF		0 3								
					42 H	Louisville		0 3		184 H	Temple		3 0								

Non-Div. I Games:

South Fla.

Average RPI Win: 192		WON-LOST RECORD		WINNING PCT. RANK		LAST 10 GAMES		STRENGTH OF SCHEDULE		OPP. STRENGTH OF SCHEDULE		TEAM RPI		ADJ RPI		CONF. RPI		ADJ CONF. RPI	
DIV. I ONLY		20- 13		.60606 100		7- 3		223		120		138		.50487 137		10		10	
DIV. I NON-CONF.		9- 4		.69231 80		0- 0		282		174		155		.49476 156		9		9	
TOTALS		RPI 1-25		RPI 26-50		W-L RECORDS		RPI 51-100		RPI 101-150		RPI 150+							
20- 13		0- 2		1- 0		OVERALL		4- 4		4- 5		11- 2							
12- 3		0- 1		1- 0		HOME		2- 2		3- 0		6- 0							
5- 7		0- 1		0- 0		AWAY		2- 2		1- 3		2- 1							
3- 3		0- 0		0- 0		NEUTRAL		0- 0		0- 2		3- 1							
9- 4		0- 0		1- 0		NON-CONFERENCE		0- 0		2- 3		6- 1							
5- 0		0- 0		1- 0		HOME		0- 0		1- 0		3- 0							
1- 1		0- 0		0- 0		AWAY		0- 0		1- 1		0- 0							
3- 3		0- 0		0- 0		NEUTRAL		0- 0		0- 2		3- 1							
11- 9		0- 2		0- 0		CONFERENCE		4- 4		2- 2		5- 1							
7- 3		0- 1		0- 0		HOME		2- 2		2- 0		3- 0							
4- 6		0- 1		0- 0		AWAY		2- 2		0- 2		2- 1							
0- 0		0- 0		0- 0		NEUTRAL		0- 0		0- 0		0- 0							
RPI S	Opponent	Score		RPI S	Opponent	Score		RPI S	Opponent	Score		RPI S	Opponent	Score					
21 A	Colorado St.	0 3		48 H	Colorado	3 2		68 A	New Mexico	0 3		118 N	UAB	2 3					
21 H	Colorado St.	1 3						68 H	New Mexico	3 0		130 A	Indiana	1 3					
								81 A	Utah St.	1 3		131 A	UNLV	1 3					
								81 H	Utah St.	1 3		131 H	UNLV	3 0					
								87 A	San Diego St.	3 1		134 N	Bakersfield	1 3					
								87 H	San Diego St.	3 1		139 H	Idaho	3 2					
								100 A	Fresno St.	3 1		145 A	Boise St.	0 3					
								100 H	Fresno St.	0 3		145 H	Boise St.	3 0					
												150 A	James Madison	3 1					
												165 N	Utah Valley	1 3					
												217 A	Air Force	1 3					
												217 H	Air Force	3 1					
												239 A	San Jose St.	3 2					
												239 H	San Jose St.	3 1					
												251 N	Tennessee St.	3 1					
												257 H	Stetson	3 0					
												269 N	Presbyterian	3 0					
												273 A	Nevada	3 0					
												273 H	Nevada	3 0					
												286 N	UC Riverside	3 1					
												287 H	Montana St.	3 1					
												303 H	Drake	3 0					
LAST 10 GAMES				LAST 10 GAMES				LAST 10 GAMES				LAST 10 GAMES							
				87 H	San Diego St.	3 1		217 H	Air Force	3 1									
				131 H	UNLV	3 0		273 H	Nevada	3 0									
				239 A	San Jose St.	3 2		21 H	Colorado St.	1 3									
				100 A	Fresno St.	3 1		145 A	Boise St.	0 3									
				68 H	New Mexico	3 0		81 A	Utah St.	1 3									

Non-Div. I Games: Black Hills St. 3 0

Wyoming

Average RPI Win: 174		WON-LOST	WINNING	LAST 10	STRENGTH OF	OPP. STRENGTH	TEAM	ADJ	CONF.	ADJ CONF.				
Average RPI Loss: 31		RECORD	PCT. RANK	GAMES	SCHEDULE	OF SCHEDULE	RPI	RPI	RPI	RPI				
DIV. I ONLY		9- 22	.29032	274	0- 10	48	14	158	.5043	138	1	1		
DIV. I NON-CONF.		9- 2	.81818	37	0- 0	207	104	75	.56881	74	2	2		

TOTALS		RPI 1-25		RPI 26-50		W-L RECORDS		RPI 51-100		RPI 101-150		RPI 150+		
9- 22		0- 9		0- 12		OVERALL		1- 1		4- 0		4- 0		
0- 10		0- 4		0- 5		HOME		0- 1		0- 0		0- 0		
4- 12		0- 5		0- 7		AWAY		1- 0		1- 0		2- 0		
5- 0		0- 0		0- 0		NEUTRAL		0- 0		3- 0		2- 0		
9- 2		0- 0		0- 2		NON-CONFERENCE		1- 0		4- 0		4- 0		
0- 0		0- 0		0- 0		HOME		0- 0		0- 0		0- 0		
4- 2		0- 0		0- 2		AWAY		1- 0		1- 0		2- 0		
5- 0		0- 0		0- 0		NEUTRAL		0- 0		3- 0		2- 0		
0- 20		0- 9		0- 10		CONFERENCE		0- 1		0- 0		0- 0		
0- 10		0- 4		0- 5		HOME		0- 1		0- 0		0- 0		
0- 10		0- 5		0- 5		AWAY		0- 0		0- 0		0- 0		
0- 0		0- 0		0- 0		NEUTRAL		0- 0		0- 0		0- 0		
RPI	S	Opponent		Score	RPI	S	Opponent		Score	RPI	S	Opponent		Score
5	A	Washington		1 3	26	A	Utah		1 3	67	H	Washington St.		2 3
6	A	Stanford		0 3	26	H	Utah		1 3	80	A	Long Beach St.		3 2
6	H	Stanford		0 3	28	A	Michigan St.		0 3	106	N	Toledo		3 0
7	A	Southern California		0 3	33	A	Michigan		1 3	133	A	Eastern Mich.		3 2
7	H	Southern California		0 3	38	A	California		2 3	141	N	Villanova		3 1
24	A	Arizona		1 3	38	H	California		1 3	147	N	UC Davis		3 2
24	H	Arizona		0 3	47	A	UCLA		0 3	179	A	Oakland		3 0
25	A	Oregon		1 3	47	H	UCLA		2 3	199	N	Central Mich.		3 0
25	H	Oregon		0 3	48	A	Colorado		0 3	268	A	Portland		3 0
					48	H	Colorado		0 3	310	N	Prairie View		3 0
					49	A	Arizona St.		0 3					
					49	H	Arizona St.		1 3					
LAST 10 GAMES														
25	A	Oregon		1 3	38	H	California		1 3					
5	A	Washington		1 3	7	A	Southern California		0 3					
26	A	Utah		1 3	47	A	UCLA		0 3					
48	A	Colorado		0 3	24	H	Arizona		0 3					
6	H	Stanford		0 3	49	H	Arizona St.		1 3					

Non-Div. I Games:

Oregon St.

Average RPI Win: 228		WON-LOST RECORD	WINNING PCT. RANK	LAST 10 GAMES	STRENGTH OF SCHEDULE	OPP. STRENGTH OF SCHEDULE	TEAM RPI	ADJ RPI	CONF. RPI	ADJ CONF. RPI					
Average RPI Loss: 118															
DIV. I ONLY		19- 11	.63333	80	7- 3	239	226	144	.504	139	26	24			
DIV. I NON-CONF.		7- 5	.58333	135	0- 0	217	179	158	.4988	149	24	23			
<hr/>															
TOTALS		RPI 1-25		RPI 26-50		W-L RECORDS		RPI 51-100		RPI 101-150		RPI 150+			
19- 11		0- 0		0- 1		OVERALL		0- 5		3- 2		16- 3			
6- 2		0- 0		0- 0		HOME		0- 1		1- 0		5- 1			
6- 6		0- 0		0- 0		AWAY		0- 2		1- 2		5- 2			
7- 3		0- 0		0- 1		NEUTRAL		0- 2		1- 0		6- 0			
7- 5		0- 0		0- 1		NON-CONFERENCE		0- 2		2- 1		5- 1			
0- 0		0- 0		0- 0		HOME		0- 0		0- 0		0- 0			
1- 3		0- 0		0- 0		AWAY		0- 1		1- 1		0- 1			
6- 2		0- 0		0- 1		NEUTRAL		0- 1		1- 0		5- 0			
12- 6		0- 0		0- 0		CONFERENCE		0- 3		1- 1		11- 2			
6- 2		0- 0		0- 0		HOME		0- 1		1- 0		5- 1			
5- 3		0- 0		0- 0		AWAY		0- 1		0- 1		5- 1			
1- 1		0- 0		0- 0		NEUTRAL		0- 1		0- 0		1- 0			
RPI	S	Opponent	Score	RPI	S	Opponent	Score	RPI	S	Opponent	Score				
				41	N	Cal St. Northridge	2 3	67	A	Washington St.	0 3	120	N	North Texas	3 2
								87	N	San Diego St.	0 3	134	A	Bakersfield	1 3
								91	A	New Mexico St.	0 3	134	H	Bakersfield	3 1
								91	H	New Mexico St.	1 3	137	A	Wyoming	2 3
								91	N	New Mexico St.	2 3	145	A	Boise St.	3 2
												155	A	UMKC	3 1
												155	H	UMKC	3 0
												155	N	UMKC	3 0
												165	A	Utah Valley	3 2
												165	H	Utah Valley	2 3
												180	A	Northern Ariz.	0 3
												215	A	Seattle	1 3
												215	H	Seattle	3 1
												229	N	Sacramento St.	3 1
												257	N	Stetson	3 1
												273	N	Nevada	3 0
												274	A	Grand Canyon	3 1
												274	H	Grand Canyon	3 0
												277	A	Tex.-Pan American	3 0
												277	H	Tex.-Pan American	3 1
												287	N	Montana St.	3 0
												303	N	Drake	3 1
												317	A	Chicago St.	3 1
												317	H	Chicago St.	3 0
LAST 10 GAMES															
				91	N	New Mexico St.	2 3	215	H	Seattle	3 1	317	A	Chicago St.	3 1
				155	N	UMKC	3 0	277	H	Tex.-Pan American	3 1	317	H	Chicago St.	3 0
				274	A	Grand Canyon	3 1	91	H	New Mexico St.	1 3				
				155	A	UMKC	3 1	134	A	Bakersfield	1 3				
				317	A	Chicago St.	3 1	165	A	Utah Valley	3 2				

Non-Div. I Games:

Idaho

D
e
n
v
e
r

Denver					Through Games Of Through Matches of Nov. 30, 2013															
Average RPI Win:		214	WON-LOST RECORD		WINNING PCT. RANK		LAST 10 GAMES		STRENGTH OF SCHEDULE		OPP. STRENGTH OF SCHEDULE		TEAM RPI		ADJ RPI		CONF. RPI		ADJ CONF. RPI	
DIV. I ONLY			17- 13	.56667	125	5- 5			210		138		151		.50324		140	23	22	
DIV. I NON-CONF.			6- 8	.42857	207	0- 1			112		82		147		.5059		141	16	16	
TOTALS		RPI 1-25		RPI 26-50		W-L RECORDS		RPI 51-100		RPI 101-150		RPI 150+								
17- 13		0- 3		0- 2		OVERALL		0- 0		6- 5		11- 3								
8- 6		0- 2		0- 2		HOME		0- 0		4- 1		4- 1								
6- 6		0- 0		0- 0		AWAY		0- 0		0- 4		6- 1								
3- 1		0- 0		0- 0		NEUTRAL		0- 0		2- 0		1- 1								
6- 8		0- 3		0- 2		NON-CONFERENCE		0- 0		2- 1		4- 2								
2- 5		0- 2		0- 2		HOME		0- 0		1- 1		1- 0								
2- 2		0- 1		0- 0		AWAY		0- 0		0- 0		2- 1								
2- 1		0- 0		0- 0		NEUTRAL		0- 0		1- 0		1- 1								
11- 5		0- 0		0- 0		CONFERENCE		0- 0		4- 4		7- 1								
6- 1		0- 0		0- 0		HOME		0- 0		3- 0		3- 1								
4- 4		0- 0		0- 0		AWAY		0- 0		0- 4		4- 0								
1- 0		0- 0		0- 0		NEUTRAL		0- 0		1- 0		0- 0								
RPI	S	Opponent	Score		RPI	S	Opponent	Score		RPI	S	Opponent	Score		RPI	S	Opponent	Score		
13	A	Kansas	1	3	41	H	Cal St. Northridge	1	3			108	H	UC Irvine	2	3				
16	H	Creighton	2	3	47	H	UCLA	0	3			114	A	IUPUI	1	3				
21	H	Colorado St.	1	3								114	A	IUPUI	0	3				
												114	H	IUPUI	3	1				
												122	N	Marshall	3	0				
												123	H	A&M-Corpus Christi	3	1				
												129	A	South Dakota	0	3				
												129	H	South Dakota	3	0				
												129	N	South Dakota	3	2				
												144	A	IPFW	0	3				
												144	H	IPFW	3	0				
												153	A	Appalachian St.	2	3				
												160	N	Texas-Arlington	2	3				
												217	H	Air Force	3	1				
												224	A	North Dakota St.	3	0				
												224	H	North Dakota St.	0	3				
												232	N	East Carolina	3	2				
												244	A	Western Ill.	3	0				
												244	H	Western Ill.	3	0				
												267	A	Ill.-Chicago	3	0				
												275	A	South Dakota St.	3	0				
												275	H	South Dakota St.	3	0				
												293	A	Neb. Omaha	3	0				
												293	H	Neb. Omaha	3	0				
												317	A	Chicago St.	3	0				
LAST 10 GAMES																				
13	A	Kansas	1	3	129	H	South Dakota	3	0	293	A	Neb. Omaha	3	0						
114	A	IUPUI	0	3	275	H	South Dakota St.	3	0	293	H	Neb. Omaha	3	0						
129	N	South Dakota	3	2	224	H	North Dakota St.	0	3	317	A	Chicago St.	3	0						
293	A	Neb. Omaha	3	0	114	A	IUPUI	1	3											
244	A	Western Ill.	3	0	144	A	IPFW	0	3											

D
e
n
v
e
r

Non-Div. I Games:

Denver

Average RPI Win:		194	WON-LOST RECORD		WINNING PCT. RANK		LAST 10 GAMES		STRENGTH OF SCHEDULE		OPP. STRENGTH OF SCHEDULE		TEAM RPI		ADJ RPI		CONF. RPI		ADJ CONF. RPI	
Average RPI Loss:		80																		
DIV. I ONLY			12- 17		.41379 222		1- 9		80		76		143		.50287 141		5		5	
DIV. I NON-CONF.			8- 5		.61538 112		0- 0		172		186		128		.51311 131		7		7	
TOTALS		RPI 1-25		RPI 26-50		W-L RECORDS		RPI 51-100		RPI 101-150		RPI 150+								
12- 17		0- 5		0- 2		OVERALL		0- 4		2- 3		10- 3								
7- 5		0- 2		0- 1		HOME		0- 2		1- 0		6- 0								
3- 9		0- 3		0- 1		AWAY		0- 2		1- 2		2- 1								
2- 3		0- 0		0- 0		NEUTRAL		0- 0		0- 1		2- 2								
8- 5		0- 1		0- 0		NON-CONFERENCE		0- 0		1- 2		7- 2								
4- 0		0- 0		0- 0		HOME		0- 0		0- 0		4- 0								
2- 2		0- 1		0- 0		AWAY		0- 0		1- 1		1- 0								
2- 3		0- 0		0- 0		NEUTRAL		0- 0		0- 1		2- 2								
4- 12		0- 4		0- 2		CONFERENCE		0- 4		1- 1		3- 1								
3- 5		0- 2		0- 1		HOME		0- 2		1- 0		2- 0								
1- 7		0- 2		0- 1		AWAY		0- 2		0- 1		1- 1								
0- 0		0- 0		0- 0		NEUTRAL		0- 0		0- 0		0- 0								
RPI	S	Opponent		Score		RPI	S	Opponent		Score		RPI	S	Opponent		Score				
8	A	Marquette		0 3		43	A	Butler		0 3		57	A	Xavier		1 3		128 A St. John's (NY) 1 3		
8	H	Marquette		1 3		43	H	Butler		0 3		57	H	Xavier		0 3		128 H St. John's (NY) 3 1		
9	A	Nebraska		1 3								79	A	Seton Hall		2 3		132 A Maryland 0 3		
16	A	Creighton		0 3								79	H	Seton Hall		1 3		138 N Oregon St. 1 3		
16	H	Creighton		0 3														142 A Lehigh 3 1		
																		158 A DePaul 3 0		
																		158 H DePaul 3 0		
																		169 H Penn 3 1		
																		171 A Georgetown 2 3		
																		171 H Georgetown 3 1		
																		178 N Southern Miss. 0 3		
																		179 A Oakland 3 1		
																		199 N Central Mich. 2 3		
																		206 N New Hampshire 3 0		
																		213 H Delaware 3 2		
																		261 H Sacred Heart 3 1		
																		265 N George Mason 3 2		
																		280 H Norfolk St. 3 0		
LAST 10 GAMES																				
16	A	Creighton		0 3		16	H	Creighton		0 3										
43	A	Butler		0 3		171	A	Georgetown		2 3										
57	A	Xavier		1 3		158	A	DePaul		3 0										
57	H	Xavier		0 3		8	A	Marquette		0 3										
43	H	Butler		0 3		79	H	Seton Hall		1 3										

Non-Div. I Games:

Villanova

Average RPI Win:	253	WON-LOST	WINNING	LAST 10	STRENGTH OF	OPP. STRENGTH	TEAM	ADJ	CONF.	ADJ CONF.			
Average RPI Loss:	125	RECORD	PCT. RANK	GAMES	SCHEDULE	OF SCHEDULE	RPI	RPI	RPI	RPI			
DIV. I ONLY	20- 9	.68966	55	7- 3	259	257	137	.50274	142	16	16		
DIV. I NON-CONF.	9- 3	.75	57	1- 0	322	319	211	.45397	212	20	21		
<hr/>													
TOTALS	RPI 1-25	RPI 26-50		W-L RECORDS	RPI 51-100		RPI 101-150		RPI 150+				
20- 9	0- 0	0- 3		OVERALL	2- 2		0- 1		18- 3				
15- 5	0- 0	0- 1		HOME	1- 1		0- 1		14- 2				
5- 4	0- 0	0- 2		AWAY	1- 1		0- 0		4- 1				
0- 0	0- 0	0- 0		NEUTRAL	0- 0		0- 0		0- 0				
<hr/>													
9- 3	0- 0	0- 0		NON-CONFERENCE	0- 0		0- 1		9- 2				
9- 3	0- 0	0- 0		HOME	0- 0		0- 1		9- 2				
0- 0	0- 0	0- 0		AWAY	0- 0		0- 0		0- 0				
0- 0	0- 0	0- 0		NEUTRAL	0- 0		0- 0		0- 0				
<hr/>													
11- 6	0- 0	0- 3		CONFERENCE	2- 2		0- 0		9- 1				
6- 2	0- 0	0- 1		HOME	1- 1		0- 0		5- 0				
5- 4	0- 0	0- 2		AWAY	1- 1		0- 0		4- 1				
0- 0	0- 0	0- 0		NEUTRAL	0- 0		0- 0		0- 0				
<hr/>													
RPI	S	Opponent	Score	RPI	S	Opponent	Score	RPI	S	Opponent	Score		
				45	A	American	0	3	52	A	Colgate	3	0
				45	A	American	1	3	52	H	Colgate	1	3
				45	H	American	1	3	99	A	Army	2	3
								99	H	Army	3	2	
								141	H	Villanova	1	3	
								172	H	Marist	3	2	
								188	H	Rhode Island	3	0	
								206	H	New Hampshire	2	3	
								226	A	Navy	1	3	
								226	H	Navy	3	1	
				248	A	Bucknell	3	0					
				248	H	Bucknell	3	0					
				255	A	Loyola Maryland	3	1					
				255	H	Loyola Maryland	3	0					
				263	H	Morgan St.	2	3					
				271	A	Lafayette	3	2					
				271	H	Lafayette	3	1					
				281	A	Holy Cross	3	0					
				281	H	Holy Cross	3	0					
				296	H	Wright St.	3	1					
				302	H	NJIT	3	0					
				316	H	Quinnipiac	3	0					
				320	H	St. Francis Brooklyn	3	0					
				324	H	Fairleigh Dickinson	3	0					
				325	H	Saint Peter's	3	0					
				325	H	Saint Peter's	3	0					
<hr/>													
				LAST 10 GAMES									
				45	A	American	0	3	226	A	Navy	1	3
				45	A	American	1	3	99	H	Army	3	2
				52	A	Colgate	3	0	281	H	Holy Cross	3	0
				248	H	Bucknell	3	0	302	H	NJIT	3	0
				255	A	Loyola Maryland	3	1	271	A	Lafayette	3	2

Non-Div. I Games:

Lehigh

Average RPI Win: 209		WON-LOST	WINNING	LAST 10	STRENGTH OF		OPP. STRENGTH	TEAM	ADJ	CONF.	ADJ CONF.
Average RPI Loss: 114		RECORD	PCT. RANK	GAMES	SCHEDULE		OF SCHEDULE	RPI	RPI	RPI	RPI
DIV. I ONLY		18- 12	.6 105	2- 8	205		145	132	.50208	143	9 9
DIV. I NON-CONF.		12- 2	.85714 28	0- 1	242		223	85	.55286	91	10 10
TOTALS		RPI 1-25	RPI 26-50	W-L RECORDS	RPI 51-100		RPI 101-150	RPI 150+			
18- 12	0- 0		0- 3	OVERALL	2- 4		2- 2	14- 3			
10- 5	0- 0		0- 2	HOME	2- 2		1- 1	7- 0			
4- 7	0- 0		0- 1	AWAY	0- 2		0- 1	4- 3			
4- 0	0- 0		0- 0	NEUTRAL	0- 0		1- 0	3- 0			
12- 2	0- 0		0- 1	NON-CONFERENCE	0- 1		2- 0	10- 0			
5- 2	0- 0		0- 1	HOME	0- 1		1- 0	4- 0			
3- 0	0- 0		0- 0	AWAY	0- 0		0- 0	3- 0			
4- 0	0- 0		0- 0	NEUTRAL	0- 0		1- 0	3- 0			
6- 10	0- 0		0- 2	CONFERENCE	2- 3		0- 2	4- 3			
5- 3	0- 0		0- 1	HOME	2- 1		0- 1	3- 0			
1- 7	0- 0		0- 1	AWAY	0- 2		0- 1	1- 3			
0- 0	0- 0		0- 0	NEUTRAL	0- 0		0- 0	0- 0			
RPI S	Opponent	Score	RPI S	Opponent	Score	RPI S	Opponent	Score	RPI S	Opponent	Score
			40 A	Ohio	1 3	64 A	Ball St.	0 3	103 H	Valparaiso	3 1
			40 H	Ohio	1 3	74 H	West Virginia	0 3	106 H	Toledo	2 3
			50 H	Ohio St.	0 3	75 H	Northern Ill.	3 2	107 N	UCF	3 0
						85 A	Bowling Green	2 3	133 A	Eastern Mich.	1 3
						85 H	Bowling Green	3 2	175 A	Miami (OH)	3 1
						96 H	Western Mich.	0 3	175 H	Miami (OH)	3 0
									184 H	Temple	3 0
									194 N	Davidson	3 1
									199 A	Central Mich.	0 3
									216 A	Kent St.	2 3
									216 H	Kent St.	3 1
									223 N	Iona	3 1
									227 A	Cornell	3 0
									248 N	Bucknell	3 0
									259 A	Akron	2 3
									259 H	Akron	3 2
									260 A	Georgia St.	3 0
									282 A	Canisius	3 0
									313 H	UMES	3 0
									315 H	Niagara	3 0
									315 H	Niagara	3 0
LAST 10 GAMES											
			74 H	West Virginia	0 3	40 A	Ohio	1 3			
			85 H	Bowling Green	3 2	216 A	Kent St.	2 3			
			175 H	Miami (OH)	3 0	133 A	Eastern Mich.	1 3			
			106 H	Toledo	2 3	199 A	Central Mich.	0 3			
			259 A	Akron	2 3	96 H	Western Mich.	0 3			

Non-Div. I Games:

Buffalo

I
P
F
W

IPFW

Average RPI Win:		202	WON-LOST		WINNING		LAST 10		STRENGTH OF		OPP. STRENGTH		TEAM		ADJ		CONF.		ADJ CONF.					
Average RPI Loss:		87	RECORD		PCT. RANK		GAMES		SCHEDULE		OF SCHEDULE		RPI		RPI		RPI		RPI					
DIV. I ONLY			14- 16		.46667		194		4- 6		120		113		153		.50184		145		10		10	
DIV. I NON-CONF.			6- 4		.6		118		0- 0		110		144		103		.5436		102		9		9	
TOTALS		RPI 1-25		RPI 26-50		W-L RECORDS		RPI 51-100		RPI 101-150		RPI 150+												
14- 16		0- 3		0- 0		OVERALL		1- 9		3- 3		10- 1												
7- 7		0- 1		0- 0		HOME		0- 4		2- 2		5- 0												
4- 8		0- 1		0- 0		AWAY		1- 5		1- 1		2- 1												
3- 1		0- 1		0- 0		NEUTRAL		0- 0		0- 0		3- 0												
6- 4		0- 1		0- 0		NON-CONFERENCE		0- 2		1- 1		5- 0												
3- 1		0- 0		0- 0		HOME		0- 0		1- 1		2- 0												
0- 2		0- 0		0- 0		AWAY		0- 2		0- 0		0- 0												
3- 1		0- 1		0- 0		NEUTRAL		0- 0		0- 0		3- 0												
8- 12		0- 2		0- 0		CONFERENCE		1- 7		2- 2		5- 1												
4- 6		0- 1		0- 0		HOME		0- 4		1- 1		3- 0												
4- 6		0- 1		0- 0		AWAY		1- 3		1- 1		2- 1												
0- 0		0- 0		0- 0		NEUTRAL		0- 0		0- 0		0- 0												
RPI	S	Opponent		Score		RPI	S	Opponent		Score		RPI	S	Opponent		Score								
5	N	Washington		0	3			63	A	Northwestern		0	3	120	H	North Texas		3	1					
21	A	Colorado St.		0	3			68	A	New Mexico		1	3	131	A	UNLV		3	2					
21	H	Colorado St.		0	3			68	H	New Mexico		1	3	131	H	UNLV		2	3					
								81	A	Utah St.		0	3	137	A	Wyoming		0	3					
								81	H	Utah St.		1	3	137	H	Wyoming		3	0					
								83	A	Portland St.		0	3	139	H	Idaho		2	3					
								87	A	San Diego St.		1	3	152	N	Gonzaga		3	2					
								87	H	San Diego St.		0	3	177	N	Belmont		3	0					
								100	A	Fresno St.		3	2	217	A	Air Force		1	3					
								100	H	Fresno St.		1	3	217	H	Air Force		3	0					
														229	H	Sacramento St.		3	0					
														239	A	San Jose St.		3	2					
														239	H	San Jose St.		3	0					
														272	N	Columbia		3	1					
														273	A	Nevada		3	2					
														273	H	Nevada		3	0					
														274	H	Grand Canyon		3	0					
LAST 10 GAMES																								
273 H Nevada						3	0	217 A Air Force						1	3									
131 A UNLV						3	2	68 A New Mexico						1	3									
87 A San Diego St.						1	3	137 H Wyoming						3	0									
239 H San Jose St.						3	0	21 H Colorado St.						0	3									
100 H Fresno St.						1	3	87 H San Diego St.						0	3									

Non-Div. I Games:

Boise St.

Average RPI Win: 234		WON-LOST	WINNING	LAST 10	STRENGTH OF		OPP. STRENGTH	TEAM	ADJ	CONF.	ADJ CONF.	
Average RPI Loss: 123		RECORD	PCT. RANK	GAMES	SCHEDULE		OF SCHEDULE	RPI	RPI	RPI	RPI	
DIV. I ONLY		20- 10	.66667	60	254		191	128	.50171	146	13	12
DIV. I NON-CONF.		11- 3	.78571	45	284		281	137	.50346	142	13	13
<hr/>												
TOTALS		RPI 1-25		RPI 26-50		W-L RECORDS		RPI 51-100		RPI 101-150		RPI 150+
20- 10		0- 0		0- 1		OVERALL		0- 5		2- 0		18- 4
9- 2		0- 0		0- 0		HOME		0- 2		1- 0		8- 0
5- 6		0- 0		0- 0		AWAY		0- 2		1- 0		4- 4
6- 2		0- 0		0- 1		NEUTRAL		0- 1		0- 0		6- 0
11- 3		0- 0		0- 1		NON-CONFERENCE		0- 0		0- 0		11- 2
4- 0		0- 0		0- 0		HOME		0- 0		0- 0		4- 0
2- 2		0- 0		0- 0		AWAY		0- 0		0- 0		2- 2
5- 1		0- 0		0- 1		NEUTRAL		0- 0		0- 0		5- 0
9- 7		0- 0		0- 0		CONFERENCE		0- 5		2- 0		7- 2
5- 2		0- 0		0- 0		HOME		0- 2		1- 0		4- 0
3- 4		0- 0		0- 0		AWAY		0- 2		1- 0		2- 2
1- 1		0- 0		0- 0		NEUTRAL		0- 1		0- 0		1- 0
RPI S	Opponent	Score	RPI S	Opponent	Score	RPI S	Opponent	Score	RPI S	Opponent	Score	
			34 N	Alabama	2 3	65 A	Col. of Charleston	0 3	150 A	James Madison	3 2	
						65 H	Col. of Charleston	1 3	150 H	James Madison	3 0	
						78 A	Northeastern	0 3	176 A	FIU	1 3	
						78 H	Northeastern	2 3	201 A	Hofstra	1 3	
						78 N	Northeastern	0 3	201 H	Hofstra	3 0	
									204 N	Houston Baptist	3 1	
									209 H	Western Caro.	3 1	
									213 A	Delaware	3 2	
									213 H	Delaware	3 0	
									214 N	Elon	3 0	
									219 A	William & Mary	2 3	
									219 H	William & Mary	3 0	
									219 N	William & Mary	3 1	
									221 A	Towson	3 1	
									221 H	Towson	3 0	
									226 A	Navy	3 1	
									234 A	Campbell	2 3	
									242 H	UNC Asheville	3 1	
									247 A	Winthrop	3 1	
									267 N	Ill.-Chicago	3 1	
									305 N	Citadel	3 0	
									307 H	Mercer	3 0	
									314 H	N.C. A&T	3 0	
									328 N	Bethune-Cookman	3 0	
			LAST 10 GAMES									
			78 N	Northeastern	0 3	78 H	Northeastern	2 3	314 H	N.C. A&T	3 0	
			219 N	William & Mary	3 1	213 H	Delaware	3 0	328 N	Bethune-Cookman	3 0	
			221 A	Towson	3 1	221 H	Towson	3 0				
			213 A	Delaware	3 2	65 A	Col. of Charleston	0 3				
			201 H	Hofstra	3 0	219 H	William & Mary	3 0				

Non-Div. I Games:

UNC Wilmington

Average RPI Win:	191	WON-LOST	WINNING	LAST 10		STRENGTH OF	OPP. STRENGTH	TEAM		ADJ	CONF.	ADJ CONF.
Average RPI Loss:	82	RECORD	PCT. RANK	GAMES		SCHEDULE	OF SCHEDULE	RPI		RPI	RPI	RPI
DIV. I ONLY		14- 15	.48276 188	3- 7		185	79	170		.49983 147	8	8
DIV. I NON-CONF.		8- 5	.61538 112	0- 0		239	102	144		.50844 137	8	8
<hr/>												
TOTALS	RPI 1-25	RPI 26-50		W-L RECORDS		RPI 51-100		RPI 101-150		RPI 150+		
14- 15	1- 1	1- 4		OVERALL		0- 6		3- 2		9- 2		
7- 4	1- 0	1- 1		HOME		0- 2		2- 0		3- 1		
4- 7	0- 1	0- 2		AWAY		0- 2		0- 1		4- 1		
3- 4	0- 0	0- 1		NEUTRAL		0- 2		1- 1		2- 0		
<hr/>												
8- 5	0- 0	1- 2		NON-CONFERENCE		0- 2		2- 1		5- 0		
3- 0	0- 0	1- 0		HOME		0- 0		1- 0		1- 0		
2- 1	0- 0	0- 1		AWAY		0- 0		0- 0		2- 0		
3- 4	0- 0	0- 1		NEUTRAL		0- 2		1- 1		2- 0		
<hr/>												
6- 10	1- 1	0- 2		CONFERENCE		0- 4		1- 1		4- 2		
4- 4	1- 0	0- 1		HOME		0- 2		1- 0		2- 1		
2- 6	0- 1	0- 1		AWAY		0- 2		0- 1		2- 1		
0- 0	0- 0	0- 0		NEUTRAL		0- 0		0- 0		0- 0		
<hr/>												
RPI S	Opponent	Score	RPI S	Opponent	Score	RPI S	Opponent	Score	RPI S	Opponent	Score	
17 A	Hawaii	0 3	30 A	LSU	1 3	60 A	UC Santa Barbara	2 3	106 N	Toledo	3 0	
17 H	Hawaii	3 2	38 H	California	3 1	60 H	UC Santa Barbara	0 3	108 A	UC Irvine	2 3	
			41 A	Cal St. Northridge	2 3	80 A	Long Beach St.	1 3	108 H	UC Irvine	3 2	
			41 H	Cal St. Northridge	2 3	80 H	Long Beach St.	1 3	134 H	Bakersfield	3 1	
			46 N	UTSA	1 3	87 N	San Diego St.	2 3	138 N	Oregon St.	2 3	
						94 N	Illinois St.	2 3	161 A	Cal Poly	3 1	
									161 H	Cal Poly	0 3	
									187 A	Cal St. Fullerton	2 3	
									187 H	Cal St. Fullerton	3 2	
									229 H	Sacramento St.	3 0	
									268 A	Portland	3 0	
									273 A	Nevada	3 0	
									274 N	Grand Canyon	3 1	
									286 A	UC Riverside	3 1	
									286 H	UC Riverside	3 0	
									304 N	Weber St.	3 0	
<hr/>												
LAST 10 GAMES												
	41 H	Cal St. Northridge	2 3		80 A	Long Beach St.	1 3					
	17 A	Hawaii	0 3		187 H	Cal St. Fullerton	3 2					
	161 H	Cal Poly	0 3		286 H	UC Riverside	3 0					
	60 H	UC Santa Barbara	0 3		17 H	Hawaii	3 2					
	108 A	UC Irvine	2 3		60 A	UC Santa Barbara	2 3					

Non-Div. I Games:

UC Davis

Average RPI Win:		215	WON-LOST RECORD		WINNING PCT. RANK		LAST 10 GAMES		STRENGTH OF SCHEDULE		OPP. STRENGTH OF SCHEDULE		TEAM RPI		ADJ RPI		CONF. RPI		ADJ CONF. RPI				
DIV. I ONLY			14- 14		.5 169		6- 4		125		137		146		.49948 148		17		17				
DIV. I NON-CONF.			5- 8		.38462 229		0- 0		100		60		156		.49706 153		18		17				
TOTALS		RPI 1-25		RPI 26-50		W-L RECORDS		RPI 51-100		RPI 101-150		RPI 150+											
14- 14		0- 1		0- 2		OVERALL		1- 5		1- 2		12- 4											
5- 3		0- 1		0- 0		HOME		0- 1		1- 0		4- 1											
5- 8		0- 0		0- 1		AWAY		1- 4		0- 1		4- 2											
4- 3		0- 0		0- 1		NEUTRAL		0- 0		0- 1		4- 1											
5- 8		0- 1		0- 2		NON-CONFERENCE		1- 3		0- 1		4- 1											
0- 1		0- 1		0- 0		HOME		0- 0		0- 0		0- 0											
1- 5		0- 0		0- 1		AWAY		1- 3		0- 0		0- 1											
4- 2		0- 0		0- 1		NEUTRAL		0- 0		0- 1		4- 0											
9- 6		0- 0		0- 0		CONFERENCE		0- 2		1- 1		8- 3											
5- 2		0- 0		0- 0		HOME		0- 1		1- 0		4- 1											
4- 3		0- 0		0- 0		AWAY		0- 1		0- 1		4- 1											
0- 1		0- 0		0- 0		NEUTRAL		0- 0		0- 0		0- 1											
RPI	S	Opponent		Score		RPI	S	Opponent		Score		RPI	S	Opponent		Score							
8	H	Marquette		0 3		43	A	Butler		0 3		61	A	UNI		2 3							
						50	N	Ohio St.		2 3		61	A	UNI		3 2							
												62	A	Auburn		3 2							
												75	A	Northern Ill.		2 3							
												77	A	Milwaukee		1 3							
												77	H	Milwaukee		1 3							
														174 A Cleveland St.		3 2							
														174 H Cleveland St.		3 1							
														179 A Oakland		1 3							
														179 H Oakland		3 2							
														189 N Liberty		3 0							
														193 A Youngstown St.		3 0							
														193 H Youngstown St.		1 3							
														193 N Youngstown St.		2 3							
														218 N Troy		3 1							
														267 A Ill.-Chicago		3 0							
														267 H Ill.-Chicago		3 0							
														291 N UT Martin		3 0							
														296 A Wright St.		3 2							
														296 H Wright St.		3 0							
														307 N Mercer		3 0							
LAST 10 GAMES						LAST 10 GAMES						LAST 10 GAMES											
193 N Youngstown St.						2 3						267 H Ill.-Chicago						3 0					
193 A Youngstown St.						3 0						296 A Wright St.						3 2					
174 A Cleveland St.						3 2						179 A Oakland						1 3					
77 H Milwaukee						1 3						174 H Cleveland St.						3 1					
103 H Valparaiso						3 2						193 H Youngstown St.						1 3					

Non-Div. I Games:

Green Bay

Average RPI Win:		199	WON-LOST RECORD		WINNING PCT. RANK		LAST 10 GAMES		STRENGTH OF SCHEDULE		OPP. STRENGTH OF SCHEDULE		TEAM RPI		ADJ RPI		CONF. RPI		ADJ CONF. RPI				
DIV. I ONLY			13- 15		.46429 198		5- 5		99		157		147		.49752 150		13		12				
DIV. I NON-CONF.			5- 8		.38462 229		0- 0		96		168		171		.48601 170		13		13				
TOTALS		RPI 1-25		RPI 26-50		W-L RECORDS		RPI 51-100		RPI 101-150		RPI 150+											
13- 15		0- 1		0- 0		OVERALL		1- 4		1- 5		11- 5											
6- 7		0- 0		0- 0		HOME		0- 2		0- 4		6- 1											
4- 6		0- 1		0- 0		AWAY		1- 2		0- 1		3- 2											
3- 2		0- 0		0- 0		NEUTRAL		0- 0		1- 0		2- 2											
5- 8		0- 1		0- 0		NON-CONFERENCE		0- 1		1- 3		4- 3											
2- 4		0- 0		0- 0		HOME		0- 0		0- 3		2- 1											
0- 3		0- 1		0- 0		AWAY		0- 1		0- 0		0- 1											
3- 1		0- 0		0- 0		NEUTRAL		0- 0		1- 0		2- 1											
8- 7		0- 0		0- 0		CONFERENCE		1- 3		0- 2		7- 2											
4- 3		0- 0		0- 0		HOME		0- 2		0- 1		4- 0											
4- 3		0- 0		0- 0		AWAY		1- 1		0- 1		3- 1											
0- 1		0- 0		0- 0		NEUTRAL		0- 0		0- 0		0- 1											
RPI	S	Opponent		Score		RPI	S	Opponent		Score		RPI	S	Opponent		Score							
22	A	North Carolina		0 3								101	H	Wake Forest		0 3							
								65 A Col. of Charleston		1 3		122	N	Marshall		3 2							
								72 A Virginia		1 3		134	H	Bakersfield		1 3							
								78 A Northeastern		3 2		137	H	Wyoming		1 3							
								78 H Northeastern		0 3		146	A	UNC Wilmington		0 3							
												146	H	UNC Wilmington		2 3							
												151	N	George Washington		3 2							
												157	A	Radford		1 3							
												174	H	Cleveland St.		1 3							
												195	N	Montana		2 3							
												201	A	Hofstra		3 0							
												201	H	Hofstra		3 0							
												201	N	Hofstra		0 3							
												213	A	Delaware		3 1							
												213	H	Delaware		3 1							
												219	A	William & Mary		3 2							
												219	H	William & Mary		3 2							
												221	A	Towson		0 3							
												221	H	Towson		3 1							
												234	H	Campbell		3 1							
												240	N	Albany (NY)		3 0							
												269	H	Presbyterian		3 2							
LAST 10 GAMES																							
201 N Hofstra						0 3						201 H Hofstra						3 0					
201 A Hofstra						3 0						221 A Towson						0 3					
78 A Northeastern						3 2						213 A Delaware						3 1					
219 A William & Mary						3 2						65 A Col. of Charleston						1 3					
78 H Northeastern						0 3						146 A UNC Wilmington						0 3					

Non-Div. I Games:

James Madison

Average RPI Win: 213		WON-LOST	WINNING	LAST 10	STRENGTH OF		OPP. STRENGTH	TEAM	ADJ	CONF.	ADJ CONF.												
Average RPI Loss: 117		RECORD	PCT. RANK	GAMES	SCHEDULE		OF SCHEDULE	RPI	RPI	RPI	RPI												
DIV. I ONLY		16- 14	.53333	145	6- 4		188	148	163	.49741	151	21	21										
DIV. I NON-CONF.		5- 9	.35714	244	0- 0		166	136	210	.46014	202	17	19										
<hr/>																							
TOTALS		RPI 1-25		RPI 26-50		W-L RECORDS		RPI 51-100		RPI 101-150		RPI 150+											
16- 14		0- 1		0- 0		OVERALL		2- 4		1- 6		13- 3											
8- 4		0- 0		0- 0		HOME		2- 0		1- 2		5- 2											
4- 7		0- 1		0- 0		AWAY		0- 3		0- 2		4- 1											
4- 3		0- 0		0- 0		NEUTRAL		0- 1		0- 2		4- 0											
5- 9		0- 1		0- 0		NON-CONFERENCE		0- 1		0- 5		5- 2											
1- 3		0- 0		0- 0		HOME		0- 0		0- 2		1- 1											
0- 4		0- 1		0- 0		AWAY		0- 1		0- 1		0- 1											
4- 2		0- 0		0- 0		NEUTRAL		0- 0		0- 2		4- 0											
11- 5		0- 0		0- 0		CONFERENCE		2- 3		1- 1		8- 1											
7- 1		0- 0		0- 0		HOME		2- 0		1- 0		4- 1											
4- 3		0- 0		0- 0		AWAY		0- 2		0- 1		4- 0											
0- 1		0- 0		0- 0		NEUTRAL		0- 1		0- 0		0- 0											
RPI	S	Opponent		Score		RPI	S	Opponent		Score		RPI	S	Opponent		Score							
22	A	North Carolina		0 3								107	A	UCF		0 3							
												112	A	Dayton		1 3							
												112	H	Dayton		3 1							
												113	H	Ole Miss		1 3							
												132	H	Maryland		0 3							
												144	N	IPFW		0 3							
												150	N	James Madison		2 3							
												171	A	Georgetown		0 3							
												183	N	Stephen F. Austin		3 2							
												188	A	Rhode Island		3 2							
												188	H	Rhode Island		1 3							
												188	H	Rhode Island		3 1							
												197	A	Saint Louis		3 0							
												214	N	Elon		3 2							
												221	H	Towson		1 3							
												228	H	UMBC		3 0							
												240	N	Albany (NY)		3 0							
												244	N	Western Ill.		3 2							
												265	A	George Mason		3 0							
												265	H	George Mason		3 1							
												289	H	Fordham		3 0							
												323	A	La Salle		3 0							
												323	H	La Salle		3 0							
<hr/>																							
LAST 10 GAMES																							
53 N VCU						0 3						289 H Fordham						3 0					
188 H Rhode Island						3 1						93 H Duquesne						3 1					
112 A Dayton						1 3						112 H Dayton						3 1					
197 A Saint Louis						3 0						265 A George Mason						3 0					
188 H Rhode Island						1 3						93 A Duquesne						0 3					

Non-Div. I Games:

George Washington

Average RPI Win:	185	WON-LOST RECORD	WINNING PCT. RANK	LAST 10 GAMES	STRENGTH OF SCHEDULE	OPP. STRENGTH OF SCHEDULE	TEAM RPI	ADJ RPI	CONF. RPI	ADJ CONF. RPI		
DIV. I ONLY		11- 16	.40741	225	3- 7	119	73	175	.49706	152	7	7
DIV. I NON-CONF.		4- 5	.44444	200	0- 0	135	116	159	.49877	150	5	5
<hr/>												
TOTALS	RPI 1-25	RPI 26-50		W-L RECORDS		RPI 51-100		RPI 101-150		RPI 150+		
11- 16	0- 3	0- 3		OVERALL		0- 5		6- 5		5- 0		
6- 6	0- 1	0- 2		HOME		0- 2		4- 1		2- 0		
4- 7	0- 1	0- 1		AWAY		0- 3		2- 2		2- 0		
1- 3	0- 1	0- 0		NEUTRAL		0- 0		0- 2		1- 0		
<hr/>												
4- 5	0- 1	0- 1		NON-CONFERENCE		0- 1		1- 2		3- 0		
2- 1	0- 0	0- 1		HOME		0- 0		1- 0		1- 0		
1- 1	0- 0	0- 0		AWAY		0- 1		0- 0		1- 0		
1- 3	0- 1	0- 0		NEUTRAL		0- 0		0- 2		1- 0		
<hr/>												
7- 11	0- 2	0- 2		CONFERENCE		0- 4		5- 3		2- 0		
4- 5	0- 1	0- 1		HOME		0- 2		3- 1		1- 0		
3- 6	0- 1	0- 1		AWAY		0- 2		2- 2		1- 0		
0- 0	0- 0	0- 0		NEUTRAL		0- 0		0- 0		0- 0		
<hr/>												
RPI S	Opponent	Score	RPI S	Opponent	Score	RPI S	Opponent	Score	RPI S	Opponent	Score	
5 N	Washington	2 3	29 A	BYU	0 3	54 A	St. Mary's (CA)	1 3	115 A	Loyola Marymount	0 3	
14 A	San Diego	0 3	29 H	BYU	0 3	54 H	St. Mary's (CA)	0 3	115 H	Loyola Marymount	3 2	
14 H	San Diego	0 3	49 H	Arizona St.	0 3	71 A	Pepperdine	2 3	116 A	Pacific	1 3	
						71 H	Pepperdine	1 3	116 H	Pacific	1 3	
						83 A	Portland St.	0 3	117 A	San Francisco	3 2	
						117 H San Francisco 3 2						
						127 A Santa Clara 3 1						
						127 H Santa Clara 3 0						
						129 N South Dakota 0 3						
						131 H UNLV 3 0						
						145 N Boise St. 2 3						
						215 H Seattle 3 0						
						259 N Akron 3 0						
						268 A Portland 3 2						
						268 H Portland 3 0						
						287 A Montana St. 3 2						
<hr/>												
LAST 10 GAMES												
116 H Pacific 1 3						117 H San Francisco 3 2						
54 H St. Mary's (CA) 0 3						127 H Santa Clara 3 0						
14 A San Diego 0 3						115 A Loyola Marymount 0 3						
29 A BYU 0 3						71 A Pepperdine 2 3						
268 H Portland 3 0						29 H BYU 0 3						

Non-Div. I Games:

Gonzaga

Average RPI Win: 229		WON-LOST	WINNING	LAST 10	STRENGTH OF		OPP. STRENGTH	TEAM	ADJ	CONF.	ADJ CONF.
Average RPI Loss: 125		RECORD	PCT. RANK	GAMES	SCHEDULE		OF SCHEDULE	RPI	RPI	RPI	RPI
DIV. I ONLY		19- 13	.59375	111	7- 3		201	190	141	.49616	153
DIV. I NON-CONF.		9- 5	.64286	100	0- 0		243	151	146	.49923	148
TOTALS		RPI 1-25	RPI 26-50		W-L RECORDS		RPI 51-100		RPI 101-150		RPI 150+
19- 13	0- 0	0- 1		OVERALL		0- 6		2- 2		17- 4	
10- 5	0- 0	0- 0		HOME		0- 1		2- 1		8- 3	
6- 5	0- 0	0- 0		AWAY		0- 3		0- 1		6- 1	
3- 3	0- 0	0- 1		NEUTRAL		0- 2		0- 0		3- 0	
9- 5	0- 0	0- 1		NON-CONFERENCE		0- 3		1- 0		8- 1	
6- 1	0- 0	0- 0		HOME		0- 0		1- 0		5- 1	
1- 2	0- 0	0- 0		AWAY		0- 2		0- 0		1- 0	
2- 2	0- 0	0- 1		NEUTRAL		0- 1		0- 0		2- 0	
10- 8	0- 0	0- 0		CONFERENCE		0- 3		1- 2		9- 3	
4- 4	0- 0	0- 0		HOME		0- 1		1- 1		3- 2	
5- 3	0- 0	0- 0		AWAY		0- 1		0- 1		5- 1	
1- 1	0- 0	0- 0		NEUTRAL		0- 1		0- 0		1- 0	
RPI S	Opponent	Score	RPI S	Opponent	Score	RPI S	Opponent	Score	RPI S	Opponent	Score
			48 N	Colorado	2 3	58 A	North Carolina St.	0 3	109 A	Samford	2 3
						73 A	Ga. Southern	0 3	109 H	Samford	1 3
						73 H	Ga. Southern	2 3	121 H	Furman	3 0
						73 N	Ga. Southern	1 3	140 H	Denver	3 2
						92 A	Baylor	0 3	160 H	Texas-Arlington	3 1
						98 N	Northwestern St.	0 3	163 H	Sam Houston St.	3 0
									166 A	UNC Greensboro	3 0
									166 N	UNC Greensboro	3 0
									194 A	Davidson	3 2
									194 H	Davidson	1 3
									209 A	Western Caro.	1 3
									209 H	Western Caro.	3 0
									214 A	Elon	3 0
									221 N	Towson	3 0
									232 H	East Carolina	2 3
									255 H	Loyola Maryland	3 0
									258 H	Wofford	0 3
									269 A	Presbyterian	3 2
									280 H	Norfolk St.	3 0
									290 A	Chattanooga	3 1
									290 H	Chattanooga	3 0
									295 N	Binghamton	3 0
									305 A	Citadel	3 0
									305 H	Citadel	3 0
									314 H	N.C. A&T	3 0
LAST 10 GAMES			73 N	Ga. Southern	1 3	109 H	Samford	1 3			
			166 N	UNC Greensboro	3 0	166 A	UNC Greensboro	3 0			
			73 A	Ga. Southern	0 3	214 A	Elon	3 0			
			305 A	Citadel	3 0	209 H	Western Caro.	3 0			
			290 H	Chattanooga	3 0	194 A	Davidson	3 2			

Non-Div. I Games:

Appalachian St.

Average RPI Win: 219		WON-LOST RECORD		WINNING PCT. RANK		LAST 10 GAMES		STRENGTH OF SCHEDULE		OPP. STRENGTH OF SCHEDULE		TEAM RPI		ADJ RPI		CONF. RPI		ADJ CONF. RPI	
Average RPI Loss: 119																			
DIV. I ONLY		15- 14		.51724 161		5- 5		148		207		162		.49384 155		26		24	
DIV. I NON-CONF.		6- 6		.5 166		0- 0		68		115		112		.53819 110		24		23	
TOTALS		RPI 1-25		RPI 26-50		W-L RECORDS		RPI 51-100		RPI 101-150		RPI 150+							
15- 14		0- 1		0- 1		OVERALL		2- 3		2- 5		11- 4							
7- 5		0- 1		0- 0		HOME		0- 1		1- 2		6- 1							
5- 7		0- 0		0- 1		AWAY		0- 1		1- 2		4- 3							
3- 2		0- 0		0- 0		NEUTRAL		2- 1		0- 1		1- 0							
6- 6		0- 1		0- 1		NON-CONFERENCE		2- 1		0- 2		4- 1							
2- 2		0- 1		0- 0		HOME		0- 0		0- 1		2- 0							
1- 3		0- 0		0- 1		AWAY		0- 0		0- 1		1- 1							
3- 1		0- 0		0- 0		NEUTRAL		2- 1		0- 0		1- 0							
9- 8		0- 0		0- 0		CONFERENCE		0- 2		2- 3		7- 3							
5- 3		0- 0		0- 0		HOME		0- 1		1- 1		4- 1							
4- 4		0- 0		0- 0		AWAY		0- 1		1- 1		3- 2							
0- 1		0- 0		0- 0		NEUTRAL		0- 0		0- 1		0- 0							
RPI S	Opponent	Score		RPI S	Opponent	Score		RPI S	Opponent	Score		RPI S	Opponent	Score					
13 H	Kansas	1	3	36 A	Arkansas	0	3	68 N	New Mexico	0	3	101 H	Wake Forest	1	3				
								88 N	LIU Brooklyn	3	1	132 A	Maryland	2	3				
								91 A	New Mexico St.	1	3	134 A	Bakersfield	3	2				
								91 H	New Mexico St.	0	3	134 H	Bakersfield	3	2				
								98 N	Northwestern St.	3	0	139 A	Idaho	0	3				
												139 H	Idaho	1	3				
												139 N	Idaho	0	3				
												165 A	Utah Valley	2	3				
												165 H	Utah Valley	1	3				
												168 A	Southeast Mo. St.	2	3				
												169 N	Penn	3	1				
												186 H	Eastern Ill.	3	0				
												215 A	Seattle	0	3				
												215 H	Seattle	3	1				
												253 A	SIU Edwardsville	3	1				
												269 H	Presbyterian	3	1				
												274 A	Grand Canyon	3	2				
												274 H	Grand Canyon	3	0				
												277 A	Tex.-Pan American	3	1				
												277 H	Tex.-Pan American	3	0				
												317 A	Chicago St.	3	0				
												317 H	Chicago St.	3	0				
				LAST 10 GAMES															
				139 N	Idaho	0	3	165 H	Utah Valley	1	3								
				139 H	Idaho	1	3	134 H	Bakersfield	3	2								
				215 H	Seattle	3	1	274 H	Grand Canyon	3	0								
				277 A	Tex.-Pan American	3	1	317 H	Chicago St.	3	0								
				91 A	New Mexico St.	1	3	215 A	Seattle	0	3								

Non-Div. I Games:

UMKC

U
T
E
P

UTEP

Average RPI Win: 250		WON-LOST	WINNING	LAST 10	STRENGTH OF		OPP. STRENGTH	TEAM	ADJ	CONF.	ADJ CONF.				
Average RPI Loss: 168		RECORD	PCT. RANK	GAMES	SCHEDULE		OF SCHEDULE	RPI	RPI	RPI	RPI				
DIV. I ONLY		25- 9	.73529	44	9- 1		273	286	129	.49321	157	27	27		
DIV. I NON-CONF.		11- 6	.64706	99	0- 0		285	291	192	.46266	201	27	27		
<hr/>															
TOTALS		RPI 1-25		RPI 26-50		W-L RECORDS		RPI 51-100		RPI 101-150		RPI 150+			
25- 9		0- 0		0- 0		OVERALL		0- 2		2- 0		23- 7			
11- 5		0- 0		0- 0		HOME		0- 2		2- 0		9- 3			
9- 2		0- 0		0- 0		AWAY		0- 0		0- 0		9- 2			
5- 2		0- 0		0- 0		NEUTRAL		0- 0		0- 0		5- 2			
<hr/>															
11- 6		0- 0		0- 0		NON-CONFERENCE		0- 2		2- 0		9- 4			
6- 3		0- 0		0- 0		HOME		0- 2		2- 0		4- 1			
3- 1		0- 0		0- 0		AWAY		0- 0		0- 0		3- 1			
2- 2		0- 0		0- 0		NEUTRAL		0- 0		0- 0		2- 2			
<hr/>															
14- 3		0- 0		0- 0		CONFERENCE		0- 0		0- 0		14- 3			
5- 2		0- 0		0- 0		HOME		0- 0		0- 0		5- 2			
6- 1		0- 0		0- 0		AWAY		0- 0		0- 0		6- 1			
3- 0		0- 0		0- 0		NEUTRAL		0- 0		0- 0		3- 0			
<hr/>															
RPI	S	Opponent	Score	RPI	S	Opponent	Score	RPI	S	Opponent	Score	RPI	S	Opponent	Score
						55 H Tulane	1 3			134 H Bakersfield	3 2				
						55 H Tulane	1 3			150 H James Madison	3 1				
										158 N DePaul	2 3				
										184 N Temple	1 3				
										185 H Eastern Ky.	2 3				
										189 A Liberty	2 3				
										189 H Liberty	3 0				
										189 N Liberty	3 2				
										198 H Coastal Caro.	2 3				
										198 N Coastal Caro.	3 0				
										200 A High Point	3 2				
										200 H High Point	3 0				
										210 H Kennesaw St.	3 1				
										214 A Elon	2 3				
										234 A Campbell	3 2				
										234 H Campbell	3 2				
										242 A UNC Asheville	3 1				
										242 H UNC Asheville	3 0				
										246 N Princeton	3 0				
										247 A Winthrop	3 0				
										265 A George Mason	3 2				
										269 A Presbyterian	3 2				
										276 A Gardner-Webb	3 1				
										276 H Gardner-Webb	2 3				
										276 N Gardner-Webb	3 0				
										305 A Citadel	3 0				
										308 H Charleston So.	3 0				
LAST 10 GAMES				LAST 10 GAMES				LAST 10 GAMES				LAST 10 GAMES			
						198 N Coastal Caro.	3 0			200 H High Point	3 0				
						189 N Liberty	3 2			234 H Campbell	3 2				
						276 N Gardner-Webb	3 0			189 A Liberty	2 3				
						242 A UNC Asheville	3 1			269 A Presbyterian	3 2				
						276 A Gardner-Webb	3 1			247 A Winthrop	3 0				

Non-Div. I Games:

Radford

RPI	S	Opponent	Score	
314	H	N.C. A&T	3	0
322	N	South Carolina St.	3	0
326	A	N.C. Central	3	2
331	H	Savannah St.	3	0
331	H	Savannah St.	3	0

Radford

R
a
d
f
o
r
d

R
a
d
f
o
r
d

Average RPI Win: 248		WON-LOST	WINNING	LAST 10	STRENGTH OF	OPP. STRENGTH	TEAM	ADJ	CONF.	ADJ CONF.				
Average RPI Loss: 71		RECORD	PCT. RANK	GAMES	SCHEDULE	OF SCHEDULE	RPI	RPI	RPI	RPI				
DIV. I ONLY		16- 14	.53333	145	1- 9	231	109	176	.49305	158	5	5		
DIV. I NON-CONF.		14- 0	1	1	0- 0	317	298	116	.53208	119	7	7		
<hr/>														
TOTALS		RPI 1-25		RPI 26-50		W-L RECORDS		RPI 51-100		RPI 101-150		RPI 150+		
16- 14		0- 4		0- 2		OVERALL		0- 4		2- 3		14- 1		
6- 7		0- 2		0- 1		HOME		0- 2		2- 1		4- 1		
5- 7		0- 2		0- 1		AWAY		0- 2		0- 2		5- 0		
5- 0		0- 0		0- 0		NEUTRAL		0- 0		0- 0		5- 0		
14- 0		0- 0		0- 0		NON-CONFERENCE		0- 0		1- 0		13- 0		
5- 0		0- 0		0- 0		HOME		0- 0		1- 0		4- 0		
4- 0		0- 0		0- 0		AWAY		0- 0		0- 0		4- 0		
5- 0		0- 0		0- 0		NEUTRAL		0- 0		0- 0		5- 0		
2- 14		0- 4		0- 2		CONFERENCE		0- 4		1- 3		1- 1		
1- 7		0- 2		0- 1		HOME		0- 2		1- 1		0- 1		
1- 7		0- 2		0- 1		AWAY		0- 2		0- 2		1- 0		
0- 0		0- 0		0- 0		NEUTRAL		0- 0		0- 0		0- 0		
RPI	S	Opponent		Score	RPI	S	Opponent		Score	RPI	S	Opponent		Score
8	A	Marquette		0 3	43	A	Butler		0 3	57	A	Xavier		0 3
8	H	Marquette		2 3	43	H	Butler		1 3	57	H	Xavier		0 3
16	A	Creighton		1 3						79	A	Seton Hall		1 3
16	H	Creighton		1 3						79	H	Seton Hall		2 3

Non-Div. I Games:

DePaul

Average RPI Win:		187	WON-LOST RECORD		WINNING PCT. RANK		LAST 10 GAMES		STRENGTH OF SCHEDULE		OPP. STRENGTH OF SCHEDULE		TEAM RPI	ADJ RPI		CONF. RPI	ADJ CONF. RPI				
DIV. I ONLY			12- 20		.375	245	4- 6		90		84		174	.4918	159	6	6				
DIV. I NON-CONF.			6- 6		.5	166	0- 0		187		194		181	.47824	182	6	6				
TOTALS		RPI 1-25		RPI 26-50			W-L RECORDS			RPI 51-100			RPI 101-150			RPI 150+					
12- 20		1- 4		0- 0			OVERALL			1- 7			1- 6			9- 3					
8- 8		1- 1		0- 0			HOME			1- 3			1- 3			5- 1					
2- 10		0- 3		0- 0			AWAY			0- 4			0- 2			2- 1					
2- 2		0- 0		0- 0			NEUTRAL			0- 0			0- 1			2- 1					
6- 6		0- 0		0- 0			NON-CONFERENCE			0- 2			0- 2			6- 2					
3- 3		0- 0		0- 0			HOME			0- 1			0- 1			3- 1					
1- 1		0- 0		0- 0			AWAY			0- 1			0- 0			1- 0					
2- 2		0- 0		0- 0			NEUTRAL			0- 0			0- 1			2- 1					
6- 14		1- 4		0- 0			CONFERENCE			1- 5			1- 4			3- 1					
5- 5		1- 1		0- 0			HOME			1- 2			1- 2			2- 0					
1- 9		0- 3		0- 0			AWAY			0- 3			0- 2			1- 1					
0- 0		0- 0		0- 0			NEUTRAL			0- 0			0- 0			0- 0					
RPI	S	Opponent		Score		RPI	S	Opponent		Score		RPI	S	Opponent		Score					
12	A	Duke		1	3					51	A	Miami (FL)		1	3	101	H	Wake Forest		0	3
12	H	Duke		0	3					51	H	Miami (FL)		1	3	102	N	Idaho St.		0	3
19	A	Florida St.		0	3					58	A	North Carolina St.		2	3	110	H	Notre Dame		0	3
19	H	Florida St.		3	1					65	H	Col. of Charleston		0	3	119	A	Clemson		0	3
22	A	North Carolina		0	3					66	H	Virginia Tech		3	1	119	H	Clemson		3	1
										68	A	New Mexico		1	3	128	H	St. John's (NY)		1	3
										72	H	Virginia		2	3	132	A	Maryland		2	3
										82	A	Pittsburgh		0	3	167	A	Syracuse		0	3
																167	H	Syracuse		3	2
																181	A	Tennessee		3	0
																198	N	Coastal Caro.		1	3
																203	H	UConn		3	0
																212	H	Florida A&M		3	0
																218	H	Troy		1	3
																231	A	Boston College		3	2
																231	H	Boston College		3	0
																237	N	Jacksonville St.		3	0
																286	N	UC Riverside		3	1
																290	H	Chattanooga		3	0
						LAST 10 GAMES															
						19	A	Florida St.		0	3	119	H	Clemson		3	1				
						51	A	Miami (FL)		1	3	22	A	North Carolina		0	3				
						167	H	Syracuse		3	2	58	A	North Carolina St.		2	3				
						231	H	Boston College		3	0	66	H	Virginia Tech		3	1				
						12	A	Duke		1	3	72	H	Virginia		2	3				

Non-Div. I Games:

Georgia Tech

Average RPI Win:		214	WON-LOST RECORD		WINNING PCT. RANK		LAST 10 GAMES		STRENGTH OF SCHEDULE		OPP. STRENGTH OF SCHEDULE		TEAM RPI		ADJ RPI		CONF. RPI		ADJ CONF. RPI				
Average RPI Loss:		127																					
DIV. I ONLY			18- 15		.54545 140		4- 6		186		180		159		.49161 160		15		15				
DIV. I NON-CONF.			6- 6		.5 166		0- 0		210		195		188		.47998 179		15		15				
TOTALS		RPI 1-25		RPI 26-50		W-L RECORDS		RPI 51-100		RPI 101-150		RPI 150+											
18- 15		0- 0		0- 2		OVERALL		1- 2		3- 6		14- 5											
8- 6		0- 0		0- 1		HOME		0- 1		1- 2		7- 2											
7- 6		0- 0		0- 0		AWAY		1- 1		1- 2		5- 3											
3- 3		0- 0		0- 1		NEUTRAL		0- 0		1- 2		2- 0											
6- 6		0- 0		0- 2		NON-CONFERENCE		1- 0		1- 3		4- 1											
3- 2		0- 0		0- 1		HOME		0- 0		0- 1		3- 0											
1- 2		0- 0		0- 0		AWAY		1- 0		0- 1		0- 1											
2- 2		0- 0		0- 1		NEUTRAL		0- 0		1- 1		1- 0											
12- 9		0- 0		0- 0		CONFERENCE		0- 2		2- 3		10- 4											
5- 4		0- 0		0- 0		HOME		0- 1		1- 1		4- 2											
6- 4		0- 0		0- 0		AWAY		0- 1		1- 1		5- 2											
1- 1		0- 0		0- 0		NEUTRAL		0- 0		0- 1		1- 0											
RPI	S	Opponent		Score		RPI	S	Opponent		Score		RPI	S	Opponent		Score							
37	N	Tulsa		0 3		59	A	Western Ky.		0 3		104	A	Texas St.		0 3							
46	H	UTSA		1 3		59	H	Western Ky.		0 3		104	H	Texas St.		3 2							
						92	A	Baylor		3 1		104	N	Texas St.		0 3							
												120	A	North Texas		1 3							
												123	H	A&M-Corpus Christi		0 3							
												125	A	UALR		3 1							
												125	H	UALR		1 3							
												135	N	Mississippi St.		1 3							
												140	N	Denver		3 2							
												153	A	Appalachian St.		1 3							
												170	A	Arkansas St.		3 0							
												170	H	Arkansas St.		2 3							
												191	A	South Ala.		1 3							
												191	H	South Ala.		3 0							
												191	N	South Ala.		3 0							
												205	A	La.-Lafayette		3 2							
												205	H	La.-Lafayette		3 0							
												218	A	Troy		3 2							
												218	A	Troy		2 3							
												218	H	Troy		3 2							
												232	N	East Carolina		3 1							
												260	A	Georgia St.		3 0							
												260	H	Georgia St.		2 3							
												279	H	Louisiana Tech		3 1							
												288	A	La.-Monroe		3 1							
												288	H	La.-Monroe		3 1							
												321	H	Mississippi Val.		3 0							
LAST 10 GAMES																							
104 N Texas St.				0 3				218 A Troy				2 3				260 H Georgia St.				2 3			
218 A Troy				3 2				191 A South Ala.				1 3				279 H Louisiana Tech				3 1			
191 N South Ala.				3 0				59 H Western Ky.				0 3				288 A La.-Monroe				3 1			
288 A La.-Monroe				3 1				260 H Georgia St.				2 3				288 H La.-Monroe				3 1			
205 A La.-Lafayette				3 2				104 A Texas St.				0 3				321 H Mississippi Val.				3 0			

Non-Div. I Games: Abilene Christian 3 2

Texas-Arlington

Texas-Arlington

Average RPI Win:	187	WON-LOST	WINNING	LAST 10	STRENGTH OF	OPP. STRENGTH	TEAM	ADJ	CONF.	ADJ CONF.		
Average RPI Loss:	83	RECORD	PCT. RANK	GAMES	SCHEDULE	OF SCHEDULE	RPI	RPI	RPI	RPI		
DIV. I ONLY		12- 17	.41379	222	4- 6	101	85	161	.49133	161	8	8
DIV. I NON-CONF.		6- 7	.46154	189	0- 0	98	118	135	.51298	132	8	8
<hr/>												
TOTALS	RPI 1-25	RPI 26-50		W-L RECORDS		RPI 51-100		RPI 101-150		RPI 150+		
12- 17	0- 4	0- 4		OVERALL		2- 4		3- 2		7- 3		
2- 6	0- 1	0- 1		HOME		1- 1		1- 1		0- 2		
5- 10	0- 3	0- 3		AWAY		0- 2		2- 1		3- 1		
5- 1	0- 0	0- 0		NEUTRAL		1- 1		0- 0		4- 0		
6- 7	0- 2	0- 2		NON-CONFERENCE		1- 1		0- 1		5- 1		
0- 0	0- 0	0- 0		HOME		0- 0		0- 0		0- 0		
1- 6	0- 2	0- 2		AWAY		0- 0		0- 1		1- 1		
5- 1	0- 0	0- 0		NEUTRAL		1- 1		0- 0		4- 0		
6- 10	0- 2	0- 2		CONFERENCE		1- 3		3- 1		2- 2		
2- 6	0- 1	0- 1		HOME		1- 1		1- 1		0- 2		
4- 4	0- 1	0- 1		AWAY		0- 2		2- 0		2- 0		
0- 0	0- 0	0- 0		NEUTRAL		0- 0		0- 0		0- 0		
RPI S	Opponent	Score	RPI S	Opponent	Score	RPI S	Opponent	Score	RPI S	Opponent	Score	
6 A	Stanford	0 3	38 A	California	0 3	56 N	Kansas St.	1 3	108 A	UC Irvine	3 2	
17 A	Hawaii	0 3	41 A	Cal St. Northridge	0 3	60 A	UC Santa Barbara	1 3	108 H	UC Irvine	3 0	
17 H	Hawaii	0 3	41 H	Cal St. Northridge	2 3	60 H	UC Santa Barbara	0 3	127 A	Santa Clara	0 3	
21 A	Colorado St.	0 3	49 A	Arizona St.	0 3	80 A	Long Beach St.	0 3	147 A	UC Davis	3 0	
						80 H	Long Beach St.	3 0	147 H	UC Davis	1 3	
						92 N	Baylor	3 2	182 A	Northern Colo.	1 3	
									187 A	Cal St. Fullerton	3 1	
									187 H	Cal St. Fullerton	1 3	
									202 N	Central Conn. St.	3 0	
									229 A	Sacramento St.	3 2	
									239 N	San Jose St.	3 1	
									278 N	Alabama St.	3 1	
									286 A	UC Riverside	3 0	
									286 H	UC Riverside	2 3	
									288 N	La.-Monroe	3 2	
			LAST 10 GAMES									
	80 A	Long Beach St.	0	3		41 A	Cal St. Northridge	0	3			
	108 A	UC Irvine	3	2		17 H	Hawaii	0	3			
	187 H	Cal St. Fullerton	1	3		60 H	UC Santa Barbara	0	3			
	286 H	UC Riverside	2	3		286 A	UC Riverside	3	0			
	147 A	UC Davis	3	0		187 A	Cal St. Fullerton	3	1			

Non-Div. I Games:

Cal Poly

Average RPI Win: 255		WON-LOST	WINNING	LAST 10	STRENGTH OF		OPP. STRENGTH	TEAM	ADJ	CONF.	ADJ CONF.				
Average RPI Loss: 95		RECORD	PCT. RANK	GAMES	SCHEDULE		OF SCHEDULE	RPI	RPI	RPI	RPI				
DIV. I ONLY		14- 19	.42424	214	3- 7		78	210	164	.49111	162	22	23		
DIV. I NON-CONF.		4- 9	.30769	259	0- 0		18	91	125	.52313	124	23	24		
<hr/>															
TOTALS		RPI 1-25	RPI 26-50		W-L RECORDS		RPI 51-100		RPI 101-150		RPI 150+				
14- 19		0- 3	0- 2		OVERALL		0- 9		0- 2		14- 3				
6- 8		0- 2	0- 1		HOME		0- 3		0- 1		6- 1				
7- 7		0- 1	0- 0		AWAY		0- 3		0- 1		7- 2				
1- 4		0- 0	0- 1		NEUTRAL		0- 3		0- 0		1- 0				
4- 9		0- 3	0- 2		NON-CONFERENCE		0- 2		0- 2		4- 0				
1- 4		0- 2	0- 1		HOME		0- 0		0- 1		1- 0				
3- 2		0- 1	0- 0		AWAY		0- 0		0- 1		3- 0				
0- 3		0- 0	0- 1		NEUTRAL		0- 2		0- 0		0- 0				
10- 10		0- 0	0- 0		CONFERENCE		0- 7		0- 0		10- 3				
5- 4		0- 0	0- 0		HOME		0- 3		0- 0		5- 1				
4- 5		0- 0	0- 0		AWAY		0- 3		0- 0		4- 2				
1- 1		0- 0	0- 0		NEUTRAL		0- 1		0- 0		1- 0				
RPI	S	Opponent	Score	RPI	S	Opponent	Score	RPI	S	Opponent	Score	RPI	S	Opponent	Score
1	H	Penn St.	0 3	44	H	Central Ark.	1 3	53	N	VCU	0 3	114	A	IUPUI	0 3
8	H	Marquette	0 3	50	N	Ohio St.	0 3	69	A	Lipscomb	0 3	136	H	South Fla.	1 3
19	A	Florida St.	0 3					69	H	Lipscomb	1 3	176	A	FIU	3 2
								76	A	East Tenn. St.	0 3	190	H	Fla. Atlantic	3 2
								76	H	East Tenn. St.	2 3	210	A	Kennesaw St.	0 3
								89	A	Jacksonville	1 3	210	H	Kennesaw St.	3 1
								89	H	Jacksonville	0 3	212	A	Florida A&M	3 1
								89	N	Jacksonville	1 3	233	A	Northern Ky.	3 0
								94	N	Illinois St.	0 3	233	H	Northern Ky.	3 1
												254	A	North Florida	2 3
												254	H	North Florida	3 0
												257	A	Stetson	3 0
												257	H	Stetson	1 3
												257	N	Stetson	3 2
												306	A	USC Upstate	3 2
												306	H	USC Upstate	3 1
												307	A	Mercer	3 2
												307	H	Mercer	3 0
												328	A	Bethune-Cookman	3 0
LAST 10 GAMES															
				89	N	Jacksonville	1 3	89	A	Jacksonville	1 3				
				257	N	Stetson	3 2	306	H	USC Upstate	3 1				
				69	A	Lipscomb	0 3	76	H	East Tenn. St.	2 3				
				233	A	Northern Ky.	3 0	254	A	North Florida	2 3				
				257	H	Stetson	1 3	210	A	Kennesaw St.	0 3				

Non-Div. I Games:

FGCU

Average RPI Win:	243	WON-LOST	WINNING	LAST 10	STRENGTH OF	OPP. STRENGTH	TEAM	ADJ	CONF.	ADJ CONF.	
Average RPI Loss:	127	RECORD	PCT. RANK	GAMES	SCHEDULE	OF SCHEDULE	RPI	RPI	RPI	RPI	
DIV. I ONLY	16- 10	.61538	93	6- 4	234	246	155	.4911	163	20	20
DIV. I NON-CONF.	3- 6	.33333	248	0- 0	212	261	253	.4179	252	22	22
<hr/>											
TOTALS	RPI 1-25	RPI 26-50		W-L RECORDS	RPI 51-100		RPI 101-150		RPI 150+		
16- 10	0- 0	0- 1		OVERALL	1- 3		1- 3		14- 3		
8- 4	0- 0	0- 1		HOME	0- 2		1- 1		7- 0		
6- 4	0- 0	0- 0		AWAY	1- 1		0- 2		5- 1		
2- 2	0- 0	0- 0		NEUTRAL	0- 0		0- 0		2- 2		
<hr/>											
3- 6	0- 0	0- 0		NON-CONFERENCE	0- 2		0- 1		3- 3		
1- 2	0- 0	0- 0		HOME	0- 1		0- 1		1- 0		
0- 2	0- 0	0- 0		AWAY	0- 1		0- 0		0- 1		
2- 2	0- 0	0- 0		NEUTRAL	0- 0		0- 0		2- 2		
<hr/>											
13- 4	0- 0	0- 1		CONFERENCE	1- 1		1- 2		11- 0		
7- 2	0- 0	0- 1		HOME	0- 1		1- 0		6- 0		
6- 2	0- 0	0- 0		AWAY	1- 0		0- 2		5- 0		
0- 0	0- 0	0- 0		NEUTRAL	0- 0		0- 0		0- 0		
<hr/>											
RPI S	Opponent	Score	RPI S	Opponent	Score	RPI S	Opponent	Score	RPI S	Opponent	Score
			44 H	Central Ark.	1 3	67 H	Washington St.	0 3	104 H	Texas St.	0 3
						86 A	SMU	0 3	123 A	A&M-Corpus Christi	1 3
						97 H	Oral Roberts	0 3	123 A	A&M-Corpus Christi	0 3
						98 A	Northwestern St.	3 1	123 H	A&M-Corpus Christi	3 0
									153 A	Appalachian St.	0 3
									183 A	Stephen F. Austin	3 0
									194 N	Davidson	1 3
									204 A	Houston Baptist	3 0
									204 H	Houston Baptist	3 0
									249 A	Lamar	3 1
									249 H	Lamar	3 0
									255 N	Loyola Maryland	3 1
									264 H	Southeastern La.	3 1
									266 A	McNeese St.	3 0
									266 H	McNeese St.	3 0
									280 N	Norfolk St.	1 3
									294 A	Nicholls St.	3 0
									294 H	Nicholls St.	3 1
									297 H	New Orleans	3 0
									309 H	Jackson St.	3 0
									330 N	Grambling	3 0
<hr/>											
LAST 10 GAMES											
	123 A	A&M-Corpus Christi	1	3	44 H	Central Ark.	1	3			
	123 A	A&M-Corpus Christi	0	3	97 H	Oral Roberts	0	3			
	204 A	Houston Baptist	3	0	98 A	Northwestern St.	3	1			
	294 H	Nicholls St.	3	1	183 A	Stephen F. Austin	3	0			
	266 H	McNeese St.	3	0	264 H	Southeastern La.	3	1			

Non-Div. I Games: Abilene Christian 3 2 Incarnate Word 2 3

Sam Houston St.

Average RPI Win: 215		WON-LOST	WINNING	LAST 10	STRENGTH OF		OPP. STRENGTH	TEAM	ADJ	CONF.	ADJ CONF.
Average RPI Loss: 158		RECORD	PCT. RANK	GAMES	SCHEDULE		OF SCHEDULE	RPI	RPI	RPI	RPI
DIV. I ONLY		14- 9	.6087	99	7- 3		226	192	149	.49067	164
DIV. I NON-CONF.		5- 4	.55556	150	0- 0		233	173	182	.48102	178
TOTALS		RPI 1-25	RPI 26-50		W-L RECORDS		RPI 51-100		RPI 101-150		RPI 150+
14- 9	0- 0		1- 1		OVERALL		1- 2		0- 1		12- 5
9- 2	0- 0		1- 0		HOME		0- 0		0- 0		8- 2
4- 6	0- 0		0- 1		AWAY		0- 2		0- 0		4- 3
1- 1	0- 0		0- 0		NEUTRAL		1- 0		0- 1		0- 0
5- 4	0- 0		0- 0		NON-CONFERENCE		1- 2		0- 1		4- 1
3- 1	0- 0		0- 0		HOME		0- 0		0- 0		3- 1
1- 2	0- 0		0- 0		AWAY		0- 2		0- 0		1- 0
1- 1	0- 0		0- 0		NEUTRAL		1- 0		0- 1		0- 0
9- 5	0- 0		1- 1		CONFERENCE		0- 0		0- 0		8- 4
6- 1	0- 0		1- 0		HOME		0- 0		0- 0		5- 1
3- 4	0- 0		0- 1		AWAY		0- 0		0- 0		3- 3
0- 0	0- 0		0- 0		NEUTRAL		0- 0		0- 0		0- 0
RPI S	Opponent	Score	RPI S	Opponent	Score	RPI S	Opponent	Score	RPI S	Opponent	Score
			39 A Yale	0	3	78 A Northeastern	1	3	117 N San Francisco	1	3
			39 H Yale	3	2	86 N SMU	3	2	169 A Penn	3	1
						87 A San Diego St.	1	3	169 H Penn	2	3
									201 H Hofstra	3	1
									206 H New Hampshire	2	3
									220 A Brown	2	3
									220 H Brown	3	1
									227 A Cornell	3	0
									227 H Cornell	3	1
									231 A Boston College	3	1
									238 A Dartmouth	2	3
									238 H Dartmouth	3	0
									246 A Princeton	3	0
									246 H Princeton	3	0
									272 A Columbia	1	3
									272 H Columbia	3	0
									281 H Holy Cross	3	2
									329 H UMass Lowell	3	0
LAST 10 GAMES											
			227 A Cornell	3	0	220 H Brown	3	1			
			272 A Columbia	1	3	238 A Dartmouth	2	3			
			169 H Penn	2	3	246 A Princeton	3	0			
			246 H Princeton	3	0	169 A Penn	3	1			
			39 H Yale	3	2	272 H Columbia	3	0			

Non-Div. I Games:

Harvard

Average RPI Win:		230	WON-LOST RECORD		WINNING PCT. RANK		LAST 10 GAMES		STRENGTH OF SCHEDULE		OPP. STRENGTH OF SCHEDULE		TEAM RPI		ADJ RPI		CONF. RPI		ADJ CONF. RPI	
DIV. I ONLY			18- 15		.54545 140		6- 4		216		159		172		.48982 165		26		24	
DIV. I NON-CONF.			7- 9		.4375 202		1- 0		165		72		173		.49054 165		24		23	
TOTALS		RPI 1-25		RPI 26-50		W-L RECORDS		RPI 51-100		RPI 101-150		RPI 150+								
18- 15		0- 1		0- 5		OVERALL		1- 2		2- 5		15- 2								
8- 8		0- 0		0- 4		HOME		1- 0		0- 4		7- 0								
7- 5		0- 1		0- 0		AWAY		0- 2		1- 1		6- 1								
3- 2		0- 0		0- 1		NEUTRAL		0- 0		1- 0		2- 1								
7- 9		0- 1		0- 5		NON-CONFERENCE		0- 1		1- 2		6- 0								
2- 6		0- 0		0- 4		HOME		0- 0		0- 2		2- 0								
2- 2		0- 1		0- 0		AWAY		0- 1		0- 0		2- 0								
3- 1		0- 0		0- 1		NEUTRAL		0- 0		1- 0		2- 0								
11- 6		0- 0		0- 0		CONFERENCE		1- 1		1- 3		9- 2								
6- 2		0- 0		0- 0		HOME		1- 0		0- 2		5- 0								
5- 3		0- 0		0- 0		AWAY		0- 1		1- 1		4- 1								
0- 1		0- 0		0- 0		NEUTRAL		0- 0		0- 0		0- 1								
RPI S	Opponent		Score		RPI S	Opponent		Score		RPI S	Opponent		Score		RPI S	Opponent		Score		
24 A	Arizona		0 3		26 H	Utah		1 3		81 A	Utah St.		0 3		102 H	Idaho St.		2 3		
					29 H	BYU		1 3		91 A	New Mexico St.		0 3		108 H	UC Irvine		1 3		
					35 H	Wichita St.		0 3		91 H	New Mexico St.		3 0		134 A	Bakersfield		0 3		
					43 N	Butler		0 3						134 H	Bakersfield		2 3			
					49 H	Arizona St.		0 3						137 N	Wyoming		3 1			
														139 A	Idaho		3 2			
														139 H	Idaho		2 3			
														155 A	UMKC		3 1			
														155 H	UMKC		3 2			
														185 N	Eastern Ky.		3 1			
														215 A	Seattle		2 3			
														215 H	Seattle		3 0			
														215 N	Seattle		2 3			
														217 A	Air Force		3 2			
														224 H	North Dakota St.		3 0			
														274 A	Grand Canyon		3 0			
														274 H	Grand Canyon		3 1			
														277 A	Tex.-Pan American		3 0			
														277 H	Tex.-Pan American		3 0			
														286 N	UC Riverside		3 0			
														299 H	Southern Utah		3 0			
														304 A	Weber St.		3 0			
														317 A	Chicago St.		3 1			
														317 H	Chicago St.		3 0			
				LAST 10 GAMES																
														215 N	Seattle		2 3			
														91 A	New Mexico St.		0 3			
														134 H	Bakersfield		2 3			
														274 H	Grand Canyon		3 1			
														317 A	Chicago St.		3 1			
														155 A	UMKC		3 1			
														299 H	Southern Utah		3 0			
														215 H	Seattle		3 0			
														139 H	Idaho		2 3			
														91 H	New Mexico St.		3 0			

Non-Div. I Games:

Utah Valley

Average RPI Win: 242		WON-LOST RECORD		WINNING PCT. RANK		LAST 10 GAMES		STRENGTH OF SCHEDULE		OPP. STRENGTH OF SCHEDULE		TEAM RPI		ADJ RPI		CONF. RPI		ADJ CONF. RPI	
Average RPI Loss: 134																			
DIV. I ONLY		17- 13		.56667 125		6- 4		192		242		160		.48855 166		19		19	
DIV. I NON-CONF.		7- 6		.53846 157		0- 0		216		246		185		.46971 192		25		26	
TOTALS		RPI 1-25		RPI 26-50		W-L RECORDS		RPI 51-100		RPI 101-150		RPI 150+							
17- 13		0- 0		0- 1		OVERALL		1- 3		1- 3		15- 6							
9- 5		0- 0		0- 0		HOME		0- 2		1- 0		8- 3							
5- 6		0- 0		0- 1		AWAY		0- 1		0- 3		5- 1							
3- 2		0- 0		0- 0		NEUTRAL		1- 0		0- 0		2- 2							
7- 6		0- 0		0- 1		NON-CONFERENCE		1- 1		0- 1		6- 3							
3- 3		0- 0		0- 0		HOME		0- 1		0- 0		3- 2							
1- 2		0- 0		0- 1		AWAY		0- 0		0- 1		1- 0							
3- 1		0- 0		0- 0		NEUTRAL		1- 0		0- 0		2- 1							
10- 7		0- 0		0- 0		CONFERENCE		0- 2		1- 2		9- 3							
6- 2		0- 0		0- 0		HOME		0- 1		1- 0		5- 1							
4- 4		0- 0		0- 0		AWAY		0- 1		0- 2		4- 1							
0- 1		0- 0		0- 0		NEUTRAL		0- 0		0- 0		0- 1							
RPI S	Opponent	Score		RPI S	Opponent	Score		RPI S	Opponent	Score		RPI S	Opponent	Score					
				32 A	Georgia	1	3	73 A	Ga. Southern	2	3	101 A	Wake Forest	0	3				
								73 H	Ga. Southern	0	3	109 A	Samford	0	3				
								76 N	East Tenn. St.	3	2	121 A	Furman	0	3				
								90 H	TCU	1	3	121 H	Furman	3	1				
												153 H	Appalachian St.	0	3				
												153 N	Appalachian St.	0	3				
												194 A	Davidson	2	3				
												194 H	Davidson	3	1				
												200 H	High Point	1	3				
												205 N	La.-Lafayette	0	3				
												209 H	Western Caro.	3	0				
												214 A	Elon	3	0				
												214 H	Elon	3	1				
												232 N	East Carolina	3	0				
												236 H	Murray St.	2	3				
												254 N	North Florida	3	1				
												258 A	Wofford	3	1				
												258 H	Wofford	3	1				
												265 H	George Mason	3	0				
												278 H	Alabama St.	3	0				
												290 A	Chattanooga	3	2				
												305 A	Citadel	3	1				
												305 H	Citadel	3	0				
												314 A	N.C. A&T	3	0				
												326 H	N.C. Central	3	0				
LAST 10 GAMES																			
				153 N	Appalachian St.	0	3	153 H	Appalachian St.	0	3	305 H	Citadel	3	0				
				194 H	Davidson	3	1	209 H	Western Caro.	3	0	314 A	N.C. A&T	3	0				
				214 A	Elon	3	0	121 H	Furman	3	1	326 H	N.C. Central	3	0				
				258 A	Wofford	3	1	258 H	Wofford	3	1								
				121 A	Furman	0	3	109 A	Samford	0	3								

Non-Div. I Games:

UNC Greensboro

Average RPI Win:		200	WON-LOST RECORD		WINNING PCT. RANK		LAST 10 GAMES		STRENGTH OF SCHEDULE		OPP. STRENGTH OF SCHEDULE		TEAM RPI		ADJ RPI		CONF. RPI		ADJ CONF. RPI	
DIV. I ONLY			17- 16		.51515 168		5- 5		145		152		152		.48633 168		24		26	
DIV. I NON-CONF.			8- 8		.5 166		0- 1		62		55		102		.54395 101		26		25	
TOTALS		RPI 1-25		RPI 26-50		W-L RECORDS		RPI 51-100		RPI 101-150		RPI 150+								
17- 16		0- 1		0- 1		OVERALL		0- 5		4- 2		13- 7								
7- 3		0- 0		0- 0		HOME		0- 1		0- 0		7- 2								
5- 9		0- 1		0- 1		AWAY		0- 2		1- 1		4- 4								
5- 4		0- 0		0- 0		NEUTRAL		0- 2		3- 1		2- 1								
8- 8		0- 1		0- 1		NON-CONFERENCE		0- 4		4- 2		4- 0								
2- 0		0- 0		0- 0		HOME		0- 0		0- 0		2- 0								
1- 5		0- 1		0- 1		AWAY		0- 2		1- 1		0- 0								
5- 3		0- 0		0- 0		NEUTRAL		0- 2		3- 1		2- 0								
9- 8		0- 0		0- 0		CONFERENCE		0- 1		0- 0		9- 7								
5- 3		0- 0		0- 0		HOME		0- 1		0- 0		5- 2								
4- 4		0- 0		0- 0		AWAY		0- 0		0- 0		4- 4								
0- 1		0- 0		0- 0		NEUTRAL		0- 0		0- 0		0- 1								
RPI	S	Opponent		Score		RPI	S	Opponent		Score		RPI	S	Opponent		Score				
4	A	Missouri		0 3		50	A	Ohio St.		1 3		56	A	Kansas St.		0 3				
												57	N	Xavier		1 3				
												70	A	Missouri St.		0 3				
												84	N	Middle Tenn.		0 3				
												95	H	Morehead St.		2 3				
												105	N	Southern Ill.		3 2				
												109	N	Samford		0 3				
												114	N	IUPUI		3 2				
												125	N	UALR		3 2				
												135	A	Mississippi St.		0 3				
												135	A	Mississippi St.		3 1				
												155	H	UMKC		3 2				
												177	A	Belmont		1 3				
												185	H	Eastern Ky.		3 2				
												186	A	Eastern Ill.		1 3				
												186	H	Eastern Ill.		3 2				
												197	H	Saint Louis		3 2				
												207	A	Austin Peay		1 3				
												207	H	Austin Peay		3 0				
												207	N	Austin Peay		1 3				
												211	N	Siena		3 0				
												221	N	Towson		3 1				
												236	A	Murray St.		3 0				
												236	H	Murray St.		2 3				
												237	H	Jacksonville St.		3 0				
												251	A	Tennessee St.		3 1				
												253	A	SIU Edwardsville		3 2				
												253	H	SIU Edwardsville		1 3				
												291	A	UT Martin		2 3				
												291	H	UT Martin		3 0				
												298	A	Tennessee Tech		3 1				
LAST 10 GAMES																				
207	N	Austin Peay		1 3		186	A	Eastern Ill.		1 3		253	H	SIU Edwardsville		3 2				
298	A	Tennessee Tech		3 1		253	A	SIU Edwardsville		3 2		291	A	UT Martin		2 3				
291	H	UT Martin		3 0		70	A	Missouri St.		0 3		291	H	UT Martin		3 0				
207	H	Austin Peay		3 0		95	H	Morehead St.		2 3		298	A	Tennessee Tech		3 1				
236	H	Murray St.		2 3		185	H	Eastern Ky.		3 2										

Non-Div. I Games:

Southeast Mo. St.

Penn				Through Games Of Through Matches of Nov. 30, 2013									
Average RPI Win:	243	WON-LOST RECORD	WINNING PCT. RANK	LAST 10 GAMES	STRENGTH OF SCHEDULE	OPP. STRENGTH OF SCHEDULE	TEAM RPI	ADJ RPI	CONF. RPI	ADJ CONF. RPI			
DIV. I ONLY		14- 11	.56	133	7- 3	212	224	171	.48435	169	18	18	
DIV. I NON-CONF.		6- 5	.54545	154	0- 0	208	229	178	.48662	169	19	20	
TOTALS		RPI 1-25	RPI 26-50		W-L RECORDS		RPI 51-100		RPI 101-150		RPI 150+		
14- 11	0- 0	0- 3		OVERALL		0- 1		0- 2		14- 5			
7- 4	0- 0	0- 2		HOME		0- 0		0- 0		7- 2			
5- 5	0- 0	0- 1		AWAY		0- 0		0- 2		5- 2			
2- 2	0- 0	0- 0		NEUTRAL		0- 1		0- 0		2- 1			
6- 5	0- 0	0- 1		NON-CONFERENCE		0- 1		0- 2		6- 1			
3- 1	0- 0	0- 1		HOME		0- 0		0- 0		3- 0			
1- 2	0- 0	0- 0		AWAY		0- 0		0- 2		1- 0			
2- 2	0- 0	0- 0		NEUTRAL		0- 1		0- 0		2- 1			
8- 6	0- 0	0- 2		CONFERENCE		0- 0		0- 0		8- 4			
4- 3	0- 0	0- 1		HOME		0- 0		0- 0		4- 2			
4- 3	0- 0	0- 1		AWAY		0- 0		0- 0		4- 2			
0- 0	0- 0	0- 0		NEUTRAL		0- 0		0- 0		0- 0			
RPI	S	Opponent	Score	RPI	S	Opponent	Score	RPI	S	Opponent	Score		
39	A	Yale	1 3	88	N	LIU Brooklyn	2 3	132	A	Maryland	1 3		
39	H	Yale	0 3					141	A	Villanova	1 3		
45	H	American	0 3					155	N	UMKC	1 3		
								164	A	Harvard	3 2		
								164	H	Harvard	1 3		
								184	H	Temple	3 2		
								213	H	Delaware	3 2		
								220	A	Brown	3 0		
								220	H	Brown	2 3		
								227	A	Cornell	3 2		
								227	H	Cornell	3 2		
								238	A	Dartmouth	3 1		
								238	H	Dartmouth	3 1		
								246	A	Princeton	2 3		
								246	H	Princeton	3 0		
								261	N	Sacred Heart	3 0		
								272	A	Columbia	2 3		
								272	H	Columbia	3 0		
								280	N	Norfolk St.	3 2		
								304	H	Weber St.	3 2		
								323	A	La Salle	3 1		
LAST 10 GAMES													
39	H	Yale	0 3	227	H	Cornell	3 2						
220	H	Brown	2 3	246	H	Princeton	3 0						
164	A	Harvard	3 2	238	H	Dartmouth	3 1						
238	A	Dartmouth	3 1	164	H	Harvard	1 3						
272	H	Columbia	3 0	220	A	Brown	3 0						

Non-Div. I Games:

Penn

Average RPI Win: 222		WON-LOST RECORD		WINNING PCT. RANK		LAST 10 GAMES		STRENGTH OF SCHEDULE		OPP. STRENGTH OF SCHEDULE		TEAM RPI		ADJ RPI		CONF. RPI		ADJ CONF. RPI	
DIV. I ONLY		15- 20		.42857 212		4- 6		110		181		177		.48433 170		15		15	
DIV. I NON-CONF.		5- 10		.33333 248		0- 0		103		164		193		.47638 186		15		15	
TOTALS		RPI 1-25		RPI 26-50		W-L RECORDS		RPI 51-100		RPI 101-150		RPI 150+							
15- 20		0- 1		0- 1		OVERALL		0- 4		3- 8		12- 6							
6- 4		0- 0		0- 0		HOME		0- 1		1- 1		5- 2							
5- 9		0- 1		0- 1		AWAY		0- 1		1- 2		4- 4							
4- 7		0- 0		0- 0		NEUTRAL		0- 2		1- 5		3- 0							
5- 10		0- 1		0- 1		NON-CONFERENCE		0- 2		0- 5		5- 1							
1- 0		0- 0		0- 0		HOME		0- 0		0- 0		1- 0							
1- 4		0- 1		0- 1		AWAY		0- 0		0- 1		1- 1							
3- 6		0- 0		0- 0		NEUTRAL		0- 2		0- 4		3- 0							
10- 10		0- 0		0- 0		CONFERENCE		0- 2		3- 3		7- 5							
5- 4		0- 0		0- 0		HOME		0- 1		1- 1		4- 2							
4- 5		0- 0		0- 0		AWAY		0- 1		1- 1		3- 3							
1- 1		0- 0		0- 0		NEUTRAL		0- 0		1- 1		0- 0							
RPI	S	Opponent		Score		RPI	S	Opponent		Score		RPI	S	Opponent		Score			
4	A	Missouri		0 3		34	A	Alabama		0 3		59	A	Western Ky.		0 3			
												59	H	Western Ky.		0 3			
												73	N	Ga. Southern		1 3			
												82	N	Pittsburgh		0 3			
												102	N	Idaho St.		0 3			
												104	A	Texas St.		3 2			
												104	H	Texas St.		3 2			
												104	N	Texas St.		0 3			
												113	A	Ole Miss		1 3			
												118	N	UAB		0 3			
												125	A	UALR		1 3			
												125	H	UALR		2 3			
												125	N	UALR		3 2			
												129	N	South Dakota		1 3			
												135	N	Mississippi St.		1 3			
												160	A	Texas-Arlington		3 2			
												160	H	Texas-Arlington		0 3			
												177	A	Belmont		1 3			
												191	A	South Ala.		0 3			
												191	H	South Ala.		3 2			
												205	A	La.-Lafayette		0 3			
												205	H	La.-Lafayette		0 3			
												210	N	Kennesaw St.		3 2			
												218	A	Troy		1 3			
												218	H	Troy		3 2			
												225	A	Memphis		3 1			
												260	A	Georgia St.		3 1			
												260	H	Georgia St.		3 2			
												288	A	La.-Monroe		3 0			
												288	H	La.-Monroe		3 0			
												291	N	UT Martin		3 1			
						LAST 10 GAMES													
						104	N	Texas St.		0 3		218	A	Troy		1 3			
						125	N	UALR		3 2		205	A	La.-Lafayette		0 3			
						104	H	Texas St.		3 2		191	A	South Ala.		0 3			
						288	A	La.-Monroe		3 0		125	H	UALR		2 3			
						260	A	Georgia St.		3 1		59	A	Western Ky.		0 3			

Non-Div. I Games:

Arkansas St.

RPI	S	Opponent	Score	
294	N	Nicholls St.	3	0
318	H	Ark.-Pine Bluff	3	0

Arkansas St.

A
r
k
a
n
s
a
s
S
t
.

A
r
k
a
n
s
a
s
S
t
.

Average RPI Win:		181	WON-LOST RECORD		WINNING PCT. RANK		LAST 10 GAMES		STRENGTH OF SCHEDULE		OPP. STRENGTH OF SCHEDULE		TEAM RPI		ADJ RPI		CONF. RPI		ADJ CONF. RPI		
DIV. I ONLY			10- 19		.34483 253		2- 8		45		87		156		.48398 171		5		5		
DIV. I NON-CONF.			6- 7		.46154 189		0- 0		109		220		151		.48464 173		7		7		
TOTALS		RPI 1-25		RPI 26-50		W-L RECORDS		RPI 51-100		RPI 101-150		RPI 150+									
10- 19		0- 5		0- 3		OVERALL		2- 4		2- 2		6- 5									
2- 7		0- 2		0- 1		HOME		0- 2		1- 1		1- 1									
4- 10		0- 3		0- 2		AWAY		1- 2		1- 1		2- 2									
4- 2		0- 0		0- 0		NEUTRAL		1- 0		0- 0		3- 2									
6- 7		0- 1		0- 1		NON-CONFERENCE		1- 1		0- 0		5- 4									
1- 0		0- 0		0- 0		HOME		0- 0		0- 0		1- 0									
1- 5		0- 1		0- 1		AWAY		0- 1		0- 0		1- 2									
4- 2		0- 0		0- 0		NEUTRAL		1- 0		0- 0		3- 2									
4- 12		0- 4		0- 2		CONFERENCE		1- 3		2- 2		1- 1									
1- 7		0- 2		0- 1		HOME		0- 2		1- 1		0- 1									
3- 5		0- 2		0- 1		AWAY		1- 1		1- 1		1- 0									
0- 0		0- 0		0- 0		NEUTRAL		0- 0		0- 0		0- 0									
RPI	S	Opponent		Score		RPI	S	Opponent		Score		RPI	S	Opponent		Score					
3	A	Florida		0	3	43	A	Butler		0	3	57	A	Xavier		0	3				
8	A	Marquette		0	3	43	H	Butler		0	3	57	H	Xavier		2	3				
8	H	Marquette		0	3	45	A	American		0	3	74	A	West Virginia		2	3				
16	A	Creighton		0	3							79	A	Seton Hall		3	0				
16	H	Creighton		1	3							79	H	Seton Hall		2	3				
												96	N	Western Mich.		3	2				
														128 A St. John's (NY)		3	2				
														128 H St. John's (NY)		0	3				
														141 A Villanova		1	3				
														141 H Villanova		3	2				
														151 H George Washington		3	0				
														158 A DePaul		3	1				
														158 H DePaul		0	3				
														189 A Liberty		1	3				
														223 N Iona		3	1				
														228 N UMBC		2	3				
														234 A Campbell		2	3				
														243 N Indiana St.		2	3				
														245 N Howard		3	1				
														265 A George Mason		3	1				
														326 N N.C. Central		3	0				
LAST 10 GAMES																					
16 A Creighton						0	3	57 H Xavier						2	3						
57 A Xavier						0	3	141 H Villanova						3	2						
43 A Butler						0	3	8 A Marquette						0	3						
43 H Butler						0	3	158 A DePaul						3	1						
16 H Creighton						1	3	128 H St. John's (NY)						0	3						

[illegible]

Non-Div. I Games:

Marist

RPI	S	Opponent	Score	
325	H	Saint Peter's	3	0
329	H	UMass Lowell	3	0

Marist

M
a
r
i
s
t

M
a
r
i
s
t

Average RPI Win: 236		WON-LOST	WINNING	LAST 10	STRENGTH OF		OPP. STRENGTH	TEAM	ADJ	CONF.	ADJ CONF.
Average RPI Loss: 91		RECORD	PCT. RANK	GAMES	SCHEDULE		OF SCHEDULE	RPI	RPI	RPI	RPI
DIV. I ONLY		13- 18	.41935	217	5- 5		108	125	173	.48349	173
DIV. I NON-CONF.		6- 7	.46154	189	1- 0		83	139	131	.51319	130
TOTALS		RPI 1-25	RPI 26-50		W-L RECORDS		RPI 51-100		RPI 101-150		RPI 150+
13- 18	0- 2	0- 2		OVERALL		1- 7		0- 4		12- 3	
5- 6	0- 1	0- 1		HOME		0- 3		0- 1		5- 0	
4- 9	0- 1	0- 1		AWAY		1- 2		0- 3		3- 2	
4- 3	0- 0	0- 0		NEUTRAL		0- 2		0- 0		4- 1	
6- 7	0- 2	0- 0		NON-CONFERENCE		0- 2		0- 2		6- 1	
1- 1	0- 1	0- 0		HOME		0- 0		0- 0		1- 0	
1- 3	0- 1	0- 0		AWAY		0- 0		0- 2		1- 0	
4- 3	0- 0	0- 0		NEUTRAL		0- 2		0- 0		4- 1	
7- 11	0- 0	0- 2		CONFERENCE		1- 5		0- 2		6- 2	
4- 5	0- 0	0- 1		HOME		0- 3		0- 1		4- 0	
3- 6	0- 0	0- 1		AWAY		1- 2		0- 1		2- 2	
0- 0	0- 0	0- 0		NEUTRAL		0- 0		0- 0		0- 0	
RPI S	Opponent	Score		RPI S	Opponent	Score		RPI S	Opponent	Score	
5 H	Washington	0	3	35 A	Wichita St.	0	3	61 A	UNI	2	3
8 A	Marquette	0	3	35 H	Wichita St.	1	3	61 H	UNI	1	3
								62 N	Auburn	0	3
								70 A	Missouri St.	0	3
								70 H	Missouri St.	1	3
								74 N	West Virginia	0	3
								94 A	Illinois St.	3	0
								94 H	Illinois St.	1	3
								105 A	Southern Ill.	1	3
								105 H	Southern Ill.	1	3
								106 A	Toledo	2	3
								110 A	Notre Dame	0	3
								172 N	Marist	3	0
								179 N	Oakland	1	3
								186 N	Eastern Ill.	3	2
								222 A	Bradley	0	3
								222 H	Bradley	3	1
								232 A	East Carolina	3	0
								241 A	Evansville	3	0
								241 H	Evansville	3	0
								243 A	Indiana St.	0	3
								243 H	Indiana St.	3	1
								263 N	Morgan St.	3	2
								267 H	Ill.-Chicago	3	1
								303 A	Drake	3	0
								303 H	Drake	3	0
								305 N	Citadel	3	0
LAST 10 GAMES											
				61 A	UNI	2	3	267 H	Ill.-Chicago	3	1
				303 A	Drake	3	0	94 A	Illinois St.	3	0
				70 H	Missouri St.	1	3	243 A	Indiana St.	0	3
				35 H	Wichita St.	1	3	241 H	Evansville	3	0
				222 H	Bradley	3	1	105 H	Southern Ill.	1	3

Non-Div. I Games:

Loyola Chicago

Average RPI Win:	214	WON-LOST	WINNING	LAST 10	STRENGTH OF	OPP. STRENGTH	TEAM	ADJ	CONF.	ADJ CONF.	
Average RPI Loss:	138	RECORD	PCT. RANK	GAMES	SCHEDULE	OF SCHEDULE	RPI	RPI	RPI	RPI	
DIV. I ONLY	16- 13	.55172	134	4- 6	217	172	169	.48312	174	17	17
DIV. I NON-CONF.	10- 3	.76923	53	0- 0	224	153	100	.54295	103	18	17
<hr/>											
TOTALS	RPI 1-25	RPI 26-50		W-L RECORDS		RPI 51-100		RPI 101-150		RPI 150+	
16- 13	0- 0	0- 0		OVERALL		1- 3		3- 6		12- 4	
4- 6	0- 0	0- 0		HOME		1- 0		1- 3		2- 3	
6- 5	0- 0	0- 0		AWAY		0- 2		1- 2		5- 1	
6- 2	0- 0	0- 0		NEUTRAL		0- 1		1- 1		5- 0	
10- 3	0- 0	0- 0		NON-CONFERENCE		0- 1		3- 2		7- 0	
2- 1	0- 0	0- 0		HOME		0- 0		1- 1		1- 0	
3- 0	0- 0	0- 0		AWAY		0- 0		1- 0		2- 0	
5- 2	0- 0	0- 0		NEUTRAL		0- 1		1- 1		4- 0	
6- 10	0- 0	0- 0		CONFERENCE		1- 2		0- 4		5- 4	
2- 5	0- 0	0- 0		HOME		1- 0		0- 2		1- 3	
3- 5	0- 0	0- 0		AWAY		0- 2		0- 2		3- 1	
1- 0	0- 0	0- 0		NEUTRAL		0- 0		0- 0		1- 0	
RPI S	Opponent	Score	RPI S	Opponent	Score	RPI S	Opponent	Score	RPI S	Opponent	Score
						58 N	North Carolina St.	0 3	101 N	Wake Forest	0 3
						77 A	Milwaukee	0 3	103 A	Valparaiso	0 3
						77 A	Milwaukee	1 3	103 H	Valparaiso	2 3
						77 H	Milwaukee	3 2	108 H	UC Irvine	3 2
									133 N	Eastern Mich.	3 1
									144 H	IPFW	1 3
									148 A	Green Bay	1 3
									148 H	Green Bay	2 3
									150 A	James Madison	3 1
									179 A	Oakland	3 2
									179 H	Oakland	0 3
									179 N	Oakland	3 1
									193 A	Youngstown St.	0 3
									193 H	Youngstown St.	2 3
									200 H	High Point	3 0
									226 N	Navy	3 1
									233 N	Northern Ky.	3 0
									234 N	Campbell	3 1
									267 A	Ill.-Chicago	3 1
									267 H	Ill.-Chicago	2 3
									270 A	Cincinnati	3 0
									282 A	Canisius	3 0
									292 N	Hartford	3 0
									296 A	Wright St.	3 1
									296 H	Wright St.	3 0
								</			

Non-Div. I Games:

Cleveland St.

Average RPI Win:	219	WON-LOST RECORD	WINNING PCT. RANK	LAST 10 GAMES	STRENGTH OF SCHEDULE	OPP. STRENGTH OF SCHEDULE	TEAM RPI	ADJ RPI	CONF. RPI	ADJ CONF. RPI	
Average RPI Loss:	104										
DIV. I ONLY	12- 16	.42857	212	3- 7	134	126	185	.48103	175	9	9
DIV. I NON-CONF.	8- 4	.66667	86	0- 0	169	178	114	.53413	115	10	10
<hr/>											
TOTALS	RPI 1-25	RPI 26-50		W-L RECORDS	RPI 51-100		RPI 101-150		RPI 150+		
12- 16	0- 0	0- 2		OVERALL	0- 7		1- 5		11- 2		
5- 5	0- 0	0- 1		HOME	0- 2		1- 1		4- 1		
3- 9	0- 0	0- 1		AWAY	0- 5		0- 2		3- 1		
4- 2	0- 0	0- 0		NEUTRAL	0- 0		0- 2		4- 0		
<hr/>											
8- 4	0- 0	0- 0		NON-CONFERENCE	0- 2		0- 2		8- 0		
2- 0	0- 0	0- 0		HOME	0- 0		0- 0		2- 0		
2- 2	0- 0	0- 0		AWAY	0- 2		0- 0		2- 0		
4- 2	0- 0	0- 0		NEUTRAL	0- 0		0- 2		4- 0		
<hr/>											
4- 12	0- 0	0- 2		CONFERENCE	0- 5		1- 3		3- 2		
3- 5	0- 0	0- 1		HOME	0- 2		1- 1		2- 1		
1- 7	0- 0	0- 1		AWAY	0- 3		0- 2		1- 1		
0- 0	0- 0	0- 0		NEUTRAL	0- 0		0- 0		0- 0		
<hr/>											
RPI S	Opponent	Score	RPI S	Opponent	Score	RPI S	Opponent	Score	RPI S	Opponent	Score
			40 A	Ohio	1 <div>3</div>	57 A	Xavier	0 <div>3</div>	106 A	Toledo	1 <div>3</div>
			40 H	Ohio	2 <div>3</div>	63 A	Northwestern	0 <div>3</div>	114 N	IUPUI	1 <div>3</div>
						64 A	Ball St.	1 <div>3</div>	133 H	Eastern Mich.	3 2
						75 A	Northern Ill.	1 <div>3</div>	136 N	South Fla.	1 <div>3</div>
						85 A	Bowling Green	2 <div>3</div>	143 A	Buffalo	0 <div>3</div>
						85 H	Bowling Green	2 <div>3</div>	143 H	Buffalo	1 <div>3</div>
						96 H	Western Mich.	2 <div>3</div>	177 A	Belmont	3 0
									193 N	Youngstown St.	3 2
									197 A	Saint Louis	3 2
									199 H	Central Mich.	1 <div>3</div>
									216 A	Kent St.	0 <div>3</div>
									216 H	Kent St.	3 1
									222 N	Bradley	3 2
									225 N	Memphis	3 1
									233 H	Northern Ky.	3 2
									241 H	Evansville	3 0
									259 A	Akron	3 1
									259 H	Akron	3 0
									276 N	Gardner-Webb	3 0
<hr/>											
			LAST 10 GAMES								
			259 A	Akron	3 1	85 A	Bowling Green	2 <div>3</div>			
			143 A	Buffalo	0 <div>3</div>	64 A	Ball St.	1 <div>3</div>			
			40 H	Ohio	2 <div>3</div>	106 A	Toledo	1 <div>3</div>			
			216 H	Kent St.	3 1	199 H	Central Mich.	1 <div>3</div>			
			75 A	Northern Ill.	1 <div>3</div>	133 H	Eastern Mich.	3 2			

Non-Div. I Games:

Miami (OH)

F
I
U

FIU					Through Games Of Through Matches of Nov. 30, 2013								
Average RPI Win: 207 Average RPI Loss: 113		WON-LOST RECORD	WINNING PCT. RANK	LAST 10 GAMES	STRENGTH OF SCHEDULE		OPP. STRENGTH OF SCHEDULE		TEAM RPI	ADJ RPI		CONF. RPI	ADJ CONF. RPI
DIV. I ONLY		13- 17	.43333 207	4- 6	136		130		186	.481 176	11	11	
DIV. I NON-CONF.		6- 7	.46154 189	0- 0	200		175		197	.47164 191	12	11	

TOTALS		RPI 1-25	RPI 26-50		W-L RECORDS		RPI 51-100		RPI 101-150		RPI 150+		
13- 17		0- 0	0- 5		OVERALL		1- 3		3- 3		9- 6		
8- 6		0- 0	0- 2		HOME		0- 1		3- 2		5- 1		
3- 8		0- 0	0- 2		AWAY		1- 2		0- 1		2- 3		
2- 3		0- 0	0- 1		NEUTRAL		0- 0		0- 0		2- 2		
6- 7		0- 0	0- 2		NON-CONFERENCE		0- 1		1- 1		5- 3		
4- 3		0- 0	0- 1		HOME		0- 1		1- 0		3- 1		
0- 2		0- 0	0- 1		AWAY		0- 0		0- 1		0- 0		
2- 2		0- 0	0- 0		NEUTRAL		0- 0		0- 0		2- 2		
7- 10		0- 0	0- 3		CONFERENCE		1- 2		2- 2		4- 3		
4- 3		0- 0	0- 1		HOME		0- 0		2- 2		2- 0		
3- 6		0- 0	0- 1		AWAY		1- 2		0- 0		2- 3		
0- 1		0- 0	0- 1		NEUTRAL		0- 0		0- 0		0- 0		

RPI S	Opponent	Score	RPI S	Opponent	Score	RPI S	Opponent	Score	RPI S	Opponent	Score		
			27 A	Purdue	0 3	55 A	Tulane	0 3	118 H	UAB	3 0		
			34 H	Alabama	0 3	84 A	Middle Tenn.	0 3	120 H	North Texas	3 0		
			37 H	Tulsa	0 3	84 A	Middle Tenn.	3 2	122 H	Marshall	0 3		
			37 N	Tulsa	2 3	89 H	Jacksonville	2 3	126 A	South Carolina	0 3		
			46 A	UTSA	0 3				146 H	UNC Wilmington	3 1		
									149 H	Rice	1 3		
									156 A	UTEP	0 3		
									162 H	FGCU	2 3		
									167 N	Syracuse	2 3		
									178 A	Southern Miss.	3 1		
									190 A	Fla. Atlantic	2 3		
									190 H	Fla. Atlantic	3 0		
									200 N	High Point	2 3		
									204 H	Houston Baptist	3 1		
									232 A	East Carolina	1 3		
									233 N	Northern Ky.	3 1		
									252 H	Charlotte	3 2		
									275 H	South Dakota St.	3 0		
									279 A	Louisiana Tech	3 0		
									290 H	Chattanooga	3 0		
									322 N	South Carolina St.	3 0		
			LAST 10 GAMES										
			37 N	Tulsa	2 3	84 A	Middle Tenn.	0 3					
			84 A	Middle Tenn.	3 2	149 H	Rice	1 3					
			120 H	North Texas	3 0	279 A	Louisiana Tech	3 0					
			190 A	Fla. Atlantic	2 3	232 A	East Carolina	1 3					
			178 A	Southern Miss.	3 1	55 A	Tulane	0 3					

F
I
U

Non-Div. I Games:

FIU

Average RPI Win: 225		WON-LOST RECORD	WINNING PCT. RANK	LAST 10 GAMES	STRENGTH OF SCHEDULE	OPP. STRENGTH OF SCHEDULE	TEAM RPI	ADJ RPI	CONF. RPI	ADJ CONF. RPI							
Average RPI Loss: 139																	
DIV. I ONLY		19- 14	.57576	122	8- 2	230	183	166	.48091	177	24	26					
DIV. I NON-CONF.		7- 9	.4375	202	0- 0	197	114	195	.46816	194	26	25					
<hr/>																	
TOTALS		RPI 1-25		RPI 26-50		W-L RECORDS		RPI 51-100		RPI 101-150		RPI 150+					
19- 14		0- 1		0- 0		OVERALL		0- 6		2- 2		17- 5					
13- 3		0- 0		0- 0		HOME		0- 1		2- 0		11- 2					
5- 7		0- 0		0- 0		AWAY		0- 5		0- 0		5- 2					
1- 4		0- 1		0- 0		NEUTRAL		0- 0		0- 2		1- 1					
7- 9		0- 1		0- 0		NON-CONFERENCE		0- 4		2- 2		5- 2					
6- 2		0- 0		0- 0		HOME		0- 0		2- 0		4- 2					
0- 4		0- 0		0- 0		AWAY		0- 4		0- 0		0- 0					
1- 3		0- 1		0- 0		NEUTRAL		0- 0		0- 2		1- 0					
12- 5		0- 0		0- 0		CONFERENCE		0- 2		0- 0		12- 3					
7- 1		0- 0		0- 0		HOME		0- 1		0- 0		7- 0					
5- 3		0- 0		0- 0		AWAY		0- 1		0- 0		5- 2					
0- 1		0- 0		0- 0		NEUTRAL		0- 0		0- 0		0- 1					
RPI	S	Opponent		Score		RPI	S	Opponent		Score		RPI	S	Opponent		Score	
25	N	Oregon		0 3								59	A	Western Ky.		1 3	
												63	A	Northwestern		1 3	
												75	A	Northern Ill.		1 3	
												95	A	Morehead St.		2 3	
												95	H	Morehead St.		0 3	
												100	A	Fresno St.		2 3	
												118	H	UAB		3 2	
												134	N	Bakersfield		0 3	
												135	H	Mississippi St.		3 0	
												145	N	Boise St.		0 3	
												168	H	Southeast Mo. St.		3 1	
												170	H	Arkansas St.		3 1	
												175	H	Miami (OH)		0 3	
												185	A	Eastern Ky.		3 1	
												185	H	Eastern Ky.		3 0	
												186	H	Eastern Ill.		3 1	
												207	A	Austin Peay		3 0	
												225	H	Memphis		2 3	
												236	A	Murray St.		3 1	
												237	A	Jacksonville St.		3 0	
												237	H	Jacksonville St.		3 0	
												241	H	Evansville		3 1	
												251	A	Tennessee St.		2 3	
												251	H	Tennessee St.		3 0	
												253	A	SIU Edwardsville		1 3	
												253	N	SIU Edwardsville		1 3	
												272	N	Columbia		3 2	
												276	H	Gardner-Webb		3 2	
												290	H	Chattanooga		3 0	
												291	H	UT Martin		3 0	
												298	A	Tennessee Tech		3 0	
												298	H	Tennessee Tech		3 1	
<hr/>																	
LAST 10 GAMES																	
253 N SIU Edwardsville				1 3		236 A Murray St.				3 1		290 H Chattanooga				3 0	
186 H Eastern Ill.				3 1		207 A Austin Peay				3 0		291 H UT Martin				3 0	
251 H Tennessee St.				3 0		237 H Jacksonville St.				3 0		298 A Tennessee Tech				3 0	
95 A Morehead St.				2 3		298 H Tennessee Tech				3 1		298 H Tennessee Tech				3 1	
185 A Eastern Ky.				3 1		291 H UT Martin				3 0							

Non-Div. I Games:

Belmont

[illegible]

Non-Div. I Games:

Southern Miss.

Average RPI Win:	211	WON-LOST	WINNING	LAST 10	STRENGTH OF	OPP. STRENGTH	TEAM	ADJ	CONF.	ADJ CONF.	
Average RPI Loss:	119	RECORD	PCT. RANK	GAMES	SCHEDULE	OF SCHEDULE	RPI	RPI	RPI	RPI	
DIV. I ONLY	15- 15	.5	169	7- 3	214	135	189	.47943	179	17	17
DIV. I NON-CONF.	6- 9	.4	220	0- 0	230	92	222	.45167	215	18	17
<hr/>											
TOTALS	RPI 1-25	RPI 26-50		W-L RECORDS		RPI 51-100		RPI 101-150		RPI 150+	
15- 15	0- 0	0- 1		OVERALL		0- 5		3- 6		12- 3	
6- 5	0- 0	0- 0		HOME		0- 2		2- 2		4- 1	
5- 6	0- 0	0- 0		AWAY		0- 2		0- 4		5- 0	
4- 4	0- 0	0- 1		NEUTRAL		0- 1		1- 0		3- 2	
6- 9	0- 0	0- 1		NON-CONFERENCE		0- 3		1- 4		5- 1	
1- 3	0- 0	0- 0		HOME		0- 1		0- 2		1- 0	
1- 3	0- 0	0- 0		AWAY		0- 1		0- 2		1- 0	
4- 3	0- 0	0- 1		NEUTRAL		0- 1		1- 0		3- 1	
9- 6	0- 0	0- 0		CONFERENCE		0- 2		2- 2		7- 2	
5- 2	0- 0	0- 0		HOME		0- 1		2- 0		3- 1	
4- 3	0- 0	0- 0		AWAY		0- 1		0- 2		4- 0	
0- 1	0- 0	0- 0		NEUTRAL		0- 0		0- 0		0- 1	
RPI S	Opponent	Score	RPI S	Opponent	Score	RPI S	Opponent	Score	RPI S	Opponent	Score
			48 N	Colorado	0 3	62 N	Auburn	0 3	103 A	Valparaiso	1 3
						75 A	Northern Ill.	0 3	103 H	Valparaiso	3 2
						77 A	Milwaukee	1 3	110 A	Notre Dame	1 3
						77 H	Milwaukee	0 3	133 A	Eastern Mich.	0 3
						85 H	Bowling Green	0 3	138 H	Oregon St.	0 3
									141 H	Villanova	1 3
									144 N	IPFW	3 1
									148 A	Green Bay	2 3
									148 H	Green Bay	3 1
									167 A	Syracuse	3 1
									173 N	Loyola Chicago	3 1
									174 A	Cleveland St.	3 0
									174 H	Cleveland St.	2 3
									174 N	Cleveland St.	1 3
									193 A	Youngstown St.	3 1
									193 H	Youngstown St.	3 1
									199 H	Central Mich.	3 1
									244 N	Western Ill.	2 3
									262 N	Stony Brook	3 0
									267 A	Ill.-Chicago	3 0
									267 H	Ill.-Chicago	3 2
									285 N	Rutgers	3 1
									296 A	Wright St.	3 0
									296 H	Wright St.	3 0
			LAST 10 GAMES								
			174 N	Cleveland St.	1 3	174 A	Cleveland St.	3 0			
			103 H	Valparaiso	3 2	77 H	Milwaukee	0 3			
			267 H	Ill.-Chicago	3 2	148 H	Green Bay	3 1			
			296 H	Wright St.	3 0	267 A	Ill.-Chicago	3 0			
			193 A	Youngstown St.	3 1	103 A	Valparaiso	1 3			

Non-Div. I Games:

Oakland

Average RPI Win: 199		WON-LOST	WINNING	LAST 10	STRENGTH OF		OPP. STRENGTH	TEAM	ADJ	CONF.	ADJ CONF.
Average RPI Loss: 173		RECORD	PCT. RANK	GAMES	SCHEDULE		OF SCHEDULE	RPI	RPI	RPI	RPI
DIV. I ONLY		18- 11	.62069	89	246		212	154	.47739	180	25
DIV. I NON-CONF.		5- 3	.625	109	137		134	105	.53461	113	21
TOTALS		RPI 1-25	RPI 26-50	W-L RECORDS	RPI 51-100		RPI 101-150	RPI 150+			
18- 11	0- 0		0- 1	OVERALL	2- 2		4- 1	12- 7			
11- 2	0- 0		0- 1	HOME	2- 0		3- 0	6- 1			
5- 7	0- 0		0- 0	AWAY	0- 2		1- 1	4- 4			
2- 2	0- 0		0- 0	NEUTRAL	0- 0		0- 0	2- 2			
5- 3	0- 0		0- 1	NON-CONFERENCE	1- 1		1- 0	3- 1			
2- 1	0- 0		0- 1	HOME	1- 0		1- 0	0- 0			
1- 1	0- 0		0- 0	AWAY	0- 1		0- 0	1- 0			
2- 1	0- 0		0- 0	NEUTRAL	0- 0		0- 0	2- 1			
13- 8	0- 0		0- 0	CONFERENCE	1- 1		3- 1	9- 6			
9- 1	0- 0		0- 0	HOME	1- 0		2- 0	6- 1			
4- 6	0- 0		0- 0	AWAY	0- 1		1- 1	3- 4			
0- 1	0- 0		0- 0	NEUTRAL	0- 0		0- 0	0- 1			
RPI S	Opponent	Score	RPI S	Opponent	Score	RPI S	Opponent	Score	RPI S	Opponent	Score
			41 H	Cal St. Northridge	1 3	68 A	New Mexico	0 3	102 A	Idaho St.	3 2
						83 A	Portland St.	1 3	102 H	Idaho St.	3 2
						83 H	Portland St.	3 0	111 A	North Dakota	0 3
						87 H	San Diego St.	3 0	111 H	North Dakota	3 0
									139 H	Idaho	3 0
									182 A	Northern Colo.	2 3
									182 H	Northern Colo.	2 3
									195 A	Montana	3 1
									195 H	Montana	3 1
									195 N	Montana	2 3
									219 A	William & Mary	3 0
									221 N	Towson	0 3
									229 A	Sacramento St.	1 3
									229 H	Sacramento St.	3 0
									230 A	Eastern Wash.	3 0
									230 H	Eastern Wash.	3 0
									234 N	Campbell	3 0
									239 N	San Jose St.	3 0
									287 A	Montana St.	2 3
									287 H	Montana St.	3 1
									299 A	Southern Utah	2 3
									299 H	Southern Utah	3 0
									304 A	Weber St.	3 0
									304 H	Weber St.	3 0
			LAST 10 GAMES								
			195 N	Montana	2 3	83 A	Portland St.	1 3			
			182 A	Northern Colo.	2 3	230 A	Eastern Wash.	3 0			
			111 A	North Dakota	0 3	299 A	Southern Utah	2 3			
			287 H	Montana St.	3 1	229 H	Sacramento St.	3 0			
			195 H	Montana	3 1	102 A	Idaho St.	3 2			

Non-Div. I Games: Abilene Christian 3 0

Northern Ariz.

Average RPI Win:	219	WON-LOST RECORD	WINNING PCT. RANK	LAST 10 GAMES	STRENGTH OF SCHEDULE	OPP. STRENGTH OF SCHEDULE	TEAM RPI	ADJ RPI	CONF. RPI	ADJ CONF. RPI									
Average RPI Loss:	68																		
DIV. I ONLY		9- 23	.28125	279	0- 10	66	54	193	.47713	181	4	4							
DIV. I NON-CONF.		8- 6	.57143	141	0- 0	150	181	130	.51037	135	3	3							
<hr/>																			
TOTALS	RPI 1-25	RPI 26-50		W-L RECORDS		RPI 51-100		RPI 101-150		RPI 150+									
9- 23	0- 4	0- 8		OVERALL		1- 4		1- 5		7- 2									
2- 14	0- 2	0- 4		HOME		0- 3		0- 3		2- 2									
3- 8	0- 2	0- 3		AWAY		0- 1		1- 2		2- 0									
4- 1	0- 0	0- 1		NEUTRAL		1- 0		0- 0		3- 0									
8- 6	0- 0	0- 2		NON-CONFERENCE		1- 2		0- 0		7- 2									
2- 5	0- 0	0- 1		HOME		0- 2		0- 0		2- 2									
2- 0	0- 0	0- 0		AWAY		0- 0		0- 0		2- 0									
4- 1	0- 0	0- 1		NEUTRAL		1- 0		0- 0		3- 0									
1- 17	0- 4	0- 6		CONFERENCE		0- 2		1- 5		0- 0									
0- 9	0- 2	0- 3		HOME		0- 1		0- 3		0- 0									
1- 8	0- 2	0- 3		AWAY		0- 1		1- 2		0- 0									
0- 0	0- 0	0- 0		NEUTRAL		0- 0		0- 0		0- 0									
RPI	S	Opponent	Score	RPI	S	Opponent	Score	RPI	S	Opponent	Score								
3	A	Florida	0 3	30	H	LSU	2 3	53	H	VCU	2 3	113	A	Ole Miss	1 3				
3	H	Florida	0 3	31	A	Texas A&M	0 3	62	A	Auburn	0 3	113	H	Ole Miss	1 3				
4	H	Missouri	0 3	32	A	Georgia	0 3	62	H	Auburn	0 3	126	A	South Carolina	3 0				
10	A	Kentucky	0 3	32	H	Georgia	1 3	76	H	East Tenn. St.	1 3	126	H	South Carolina	1 3				
				34	A	Alabama	0 3	95	N	Morehead St.	3 2	135	A	Mississippi St.	0 3				
				35	H	Wichita St.	0 3					135	H	Mississippi St.	1 3				
				36	H	Arkansas	1 3					159	H	Georgia Tech	0 3				
				43	N	Butler	0 3					198	H	Coastal Caro.	3 1				
												207	H	Austin Peay	3 0				
												237	H	Jacksonville St.	2 3				
												242	N	UNC Asheville	3 1				
												252	N	Charlotte	3 0				
												270	A	Cincinnati	3 0				
												290	A	Chattanooga	3 0				
												291	N	UT Martin	3 1				
<hr/>																			
LAST 10 GAMES																			
135 H Mississippi St.								1	3	31 A Texas A&M								0	3
34 A Alabama								0	3	113 H Ole Miss								1	3
62 A Auburn								0	3	32 H Georgia								1	3
3 H Florida								0	3	62 H Auburn								0	3
30 H LSU								2	3	3 A Florida								0	3

Non-Div. I Games:

Tennessee

[illegible]

Non-Div. I Games:

Northern Colo.

Average RPI Win:	263	WON-LOST	WINNING	LAST 10	STRENGTH OF	OPP. STRENGTH	TEAM	ADJ	CONF.	ADJ CONF.	
Average RPI Loss:	106	RECORD	PCT. RANK	GAMES	SCHEDULE	OF SCHEDULE	RPI	RPI	RPI	RPI	
DIV. I ONLY	15- 15	.5	169	3- 5	209	215	195	.47554	183	20	20
DIV. I NON-CONF.	8- 5	.61538	112	0- 0	254	230	176	.48271	177	22	22
<hr/>											
TOTALS	RPI 1-25	RPI 26-50		W-L RECORDS		RPI 51-100		RPI 101-150		RPI 150+	
15- 15	0- 0	0- 3		OVERALL		0- 5		0- 4		15- 3	
6- 4	0- 0	0- 1		HOME		0- 2		0- 0		6- 1	
4- 8	0- 0	0- 1		AWAY		0- 3		0- 3		4- 1	
5- 3	0- 0	0- 1		NEUTRAL		0- 0		0- 1		5- 1	
8- 5	0- 0	0- 0		NON-CONFERENCE		0- 1		0- 3		8- 1	
1- 0	0- 0	0- 0		HOME		0- 0		0- 0		1- 0	
2- 3	0- 0	0- 0		AWAY		0- 1		0- 2		2- 0	
5- 2	0- 0	0- 0		NEUTRAL		0- 0		0- 1		5- 1	
7- 10	0- 0	0- 3		CONFERENCE		0- 4		0- 1		7- 2	
5- 4	0- 0	0- 1		HOME		0- 2		0- 0		5- 1	
2- 5	0- 0	0- 1		AWAY		0- 2		0- 1		2- 1	
0- 1	0- 0	0- 1		NEUTRAL		0- 0		0- 0		0- 0	
<hr/>											
RPI	S	Opponent	Score	RPI	S	Opponent	Score	RPI	S	Opponent	Score
44	A	Central Ark.	0 3	90	A	TCU	1 3	107	A	UCF	2 3
44	H	Central Ark.	0 3	97	A	Oral Roberts	2 3	113	N	Ole Miss	0 3
44	N	Central Ark.	0 3	97	H	Oral Roberts	1 3	120	A	North Texas	0 3
				98	A	Northwestern St.	1 3	123	A	A&M-Corpus Christi	1 3
				98	H	Northwestern St.	1 3	151	N	George Washington	2 3
								163	H	Sam Houston St.	0 3
								178	A	Southern Miss.	3 0
								196	N	Houston	3 2
								204	A	Houston Baptist	2 3
								214	N	Elon	3 2
								218	N	Troy	3 2
								249	H	Lamar	3 1
								264	A	Southeastern La.	3 0
								264	H	Southeastern La.	3 0
								266	H	McNeese St.	3 2
								279	H	Louisiana Tech	3 2
								288	A	La.-Monroe	3 0
								294	H	Nicholls St.	3 2
								297	A	New Orleans	3 1
								297	H	New Orleans	3 0
								309	N	Jackson St.	3 0
								330	N	Grambling	3 0
LAST 10 GAMES											
44	N	Central Ark.	0 3	44	H	Central Ark.	0 3				
98	H	Northwestern St.	1 3	249	H	Lamar	3 1				
97	H	Oral Roberts	1 3	163	H	Sam Houston St.	0 3				
297	A	New Orleans	3 1	204	A	Houston Baptist	2 3				
264	A	Southeastern La.	3 0	123	A	A&M-Corpus Christi	1 3				

Non-Div. I Games:	Abilene Christian	3	1	Incarnate Word	2	3
-------------------	-------------------	---	---	----------------	---	---

Stephen F. Austin

Average RPI Win: 246		WON-LOST	WINNING	LAST 10	STRENGTH OF		OPP. STRENGTH	TEAM	ADJ	CONF.	ADJ CONF.
Average RPI Loss: 138		RECORD	PCT. RANK	GAMES	SCHEDULE		OF SCHEDULE	RPI	RPI	RPI	RPI
DIV. I ONLY		18- 12	.6 105	3- 7	269		227	188	.47452 184	14	14
DIV. I NON-CONF.		9- 3	.75 57	0- 0	310		299	184	.47655 185	14	14
TOTALS		RPI 1-25	RPI 26-50	W-L RECORDS	RPI 51-100		RPI 101-150	RPI 150+			
18- 12	0- 0		0- 2	OVERALL	1- 1		0- 5	17- 4			
8- 4	0- 0		0- 1	HOME	1- 0		0- 2	7- 1			
5- 8	0- 0		0- 1	AWAY	0- 1		0- 3	5- 3			
5- 0	0- 0		0- 0	NEUTRAL	0- 0		0- 0	5- 0			
9- 3	0- 0		0- 0	NON-CONFERENCE	0- 0		0- 1	9- 2			
2- 1	0- 0		0- 0	HOME	0- 0		0- 0	2- 1			
2- 2	0- 0		0- 0	AWAY	0- 0		0- 1	2- 1			
5- 0	0- 0		0- 0	NEUTRAL	0- 0		0- 0	5- 0			
9- 9	0- 0		0- 2	CONFERENCE	1- 1		0- 4	8- 2			
6- 3	0- 0		0- 1	HOME	1- 0		0- 2	5- 0			
3- 6	0- 0		0- 1	AWAY	0- 1		0- 2	3- 2			
0- 0	0- 0		0- 0	NEUTRAL	0- 0		0- 0	0- 0			
RPI S	Opponent	Score	RPI S	Opponent	Score	RPI S	Opponent	Score	RPI S	Opponent	Score
			42 A Louisville	1 3	86 A SMU	0 3	107 A UCF	0 3			
			42 H Louisville	0 3	86 H SMU	3 1	107 H UCF	0 3			
							136 A South Fla.	0 3			
							136 H South Fla.	1 3			
							143 A Buffalo	0 3			
							157 N Radford	3 1			
							169 A Penn	2 3			
							196 A Houston	1 3			
							196 H Houston	3 1			
							201 H Hofstra	1 3			
							203 A UConn	3 0			
							203 H UConn	3 0			
							220 H Brown	3 0			
							225 A Memphis	3 1			
							225 H Memphis	3 0			
							250 N Coppin St.	3 1			
							265 A George Mason	3 1			
							270 A Cincinnati	3 1			
							270 H Cincinnati	3 1			
							285 A Rutgers	1 3			
							285 H Rutgers	3 0			
							302 A NJIT	3 2			
							304 N Weber St.	3 1			
							315 N Niagara	3 2			
							323 N La Salle	3 1			
							327 H Delaware St.	3 0			
LAST 10 GAMES											
			107 H UCF	0 3	86 A SMU	0 3					
			136 H South Fla.	1 3	225 A Memphis	3 1					
			203 A UConn	3 0	270 H Cincinnati	3 1					
			285 A Rutgers	1 3	42 H Louisville	0 3					
			196 A Houston	1 3	136 A South Fla.	0 3					

Non-Div. I Games:

Temple

Average RPI Win:		234	WON-LOST RECORD		WINNING PCT. RANK		LAST 10 GAMES		STRENGTH OF SCHEDULE		OPP. STRENGTH OF SCHEDULE		TEAM RPI	ADJ RPI		CONF. RPI	ADJ CONF. RPI		
DIV. I ONLY			18- 16		.52941 157		6- 4		180		209		167	.47427 185		24	26		
DIV. I NON-CONF.			8- 8		.5 166		0- 0		145		129		142	.49827 151		26	25		
TOTALS		RPI 1-25		RPI 26-50		W-L RECORDS		RPI 51-100		RPI 101-150		RPI 150+							
18- 16		0- 2		0- 2		OVERALL		1- 1		1- 2		16- 9							
7- 3		0- 0		0- 0		HOME		1- 0		1- 0		5- 3							
7- 7		0- 2		0- 0		AWAY		0- 1		0- 1		7- 3							
4- 6		0- 0		0- 2		NEUTRAL		0- 0		0- 1		4- 3							
8- 8		0- 2		0- 2		NON-CONFERENCE		0- 0		1- 2		7- 2							
2- 0		0- 0		0- 0		HOME		0- 0		1- 0		1- 0							
3- 3		0- 2		0- 0		AWAY		0- 0		0- 1		3- 0							
3- 5		0- 0		0- 2		NEUTRAL		0- 0		0- 1		3- 2							
10- 8		0- 0		0- 0		CONFERENCE		1- 1		0- 0		9- 7							
5- 3		0- 0		0- 0		HOME		1- 0		0- 0		4- 3							
4- 4		0- 0		0- 0		AWAY		0- 1		0- 0		4- 3							
1- 1		0- 0		0- 0		NEUTRAL		0- 0		0- 0		1- 1							
RPI	S	Opponent		Score		RPI	S	Opponent		Score		RPI	S	Opponent		Score			
1	A	Penn St.		0	3	39	N	Yale		1	3	95	A	Morehead St.		0	3		
24	A	Arizona		0	3	43	N	Butler		0	3	95	H	Morehead St.		3	2		
												105	N	Southern Ill.		1	3		
												122	A	Marshall		1	3		
												122	H	Marshall		3	1		
												157	A	Radford		3	2		
												165	N	Utah Valley		1	3		
												168	A	Southeast Mo. St.		2	3		
												177	A	Belmont		0	3		
												177	H	Belmont		1	3		
												186	H	Eastern Ill.		3	0		
												186	N	Eastern Ill.		3	2		
												207	A	Austin Peay		0	3		
												210	N	Kennesaw St.		3	2		
												216	N	Kent St.		2	3		
												233	H	Northern Ky.		3	1		
												236	H	Murray St.		1	3		
												237	A	Jacksonville St.		3	1		
237	H	Jacksonville St.		3	1														
240	N	Albany (NY)		3	2														
251	A	Tennessee St.		3	0														
251	H	Tennessee St.		3	1														
253	H	SIU Edwardsville		2	3														
253	N	SIU Edwardsville		1	3														
LAST 10 GAMES												291	A	UT Martin		3	1		
253 N SIU Edwardsville						1	3	177 H Belmont						1	3	296 A Wright St.		3	1
186 N Eastern Ill.						3	2	298 A Tennessee Tech						3	0	298 A Tennessee Tech		3	0
236 H Murray St.						1	3	237 A Jacksonville St.						3	1	298 H Tennessee Tech		3	0
95 H Morehead St.						3	2	291 A UT Martin						3	1	301 A Saint Francis (PA)		3	1
251 H Tennessee St.						3	1	168 A Southeast Mo. St.						2	3				

Non-Div. I Games:

Eastern Ky.

RPI	S	Opponent	Score	
314	N	N.C. A&T	3	0

Eastern Ky.

E
a
s
t
e
r
n
K
y
.

E
a
s
t
e
r
n
K
y
.

Average RPI Win: 251		WON-LOST	WINNING	LAST 10	STRENGTH OF		OPP. STRENGTH	TEAM	ADJ	CONF.	ADJ CONF.	
Average RPI Loss: 149		RECORD	PCT. RANK	GAMES	SCHEDULE		OF SCHEDULE	RPI	RPI	RPI	RPI	
DIV. I ONLY		18- 12	.6 105	8- 2	267		222	184	.47291	186	24	26
DIV. I NON-CONF.		6- 7	.46154 189	0- 0	272		180	231	.434	232	26	25
<hr/>												
TOTALS		RPI 1-25		RPI 26-50		W-L RECORDS		RPI 51-100		RPI 101-150		RPI 150+
18- 12		0- 0		0- 0		OVERALL		0- 2		0- 2		18- 8
8- 0		0- 0		0- 0		HOME		0- 0		0- 0		8- 0
5- 7		0- 0		0- 0		AWAY		0- 1		0- 1		5- 5
5- 5		0- 0		0- 0		NEUTRAL		0- 1		0- 1		5- 3
6- 7		0- 0		0- 0		NON-CONFERENCE		0- 1		0- 2		6- 4
0- 0		0- 0		0- 0		HOME		0- 0		0- 0		0- 0
1- 3		0- 0		0- 0		AWAY		0- 0		0- 1		1- 2
5- 4		0- 0		0- 0		NEUTRAL		0- 1		0- 1		5- 2
12- 5		0- 0		0- 0		CONFERENCE		0- 1		0- 0		12- 4
8- 0		0- 0		0- 0		HOME		0- 0		0- 0		8- 0
4- 4		0- 0		0- 0		AWAY		0- 1		0- 0		4- 3
0- 1		0- 0		0- 0		NEUTRAL		0- 0		0- 0		0- 1
RPI	S	Opponent	Score	RPI	S	Opponent	Score	RPI	S	Opponent	Score	
						74 N West Virginia	1 3			101 N Wake Forest	0 3	
						95 A Morehead St.	2 3			106 A Toledo	2 3	
										155 A UMKC	0 3	
										158 N DePaul	1 3	
										168 A Southeast Mo. St.	2 3	
										168 H Southeast Mo. St.	3 1	
										172 N Marist	3 0	
										173 N Loyola Chicago	2 3	
										177 A Belmont	1 3	
										185 A Eastern Ky.	0 3	
										185 N Eastern Ky.	2 3	
										207 A Austin Peay	3 1	
										207 H Austin Peay	3 2	
										216 A Kent St.	1 3	
										236 A Murray St.	3 0	
										236 H Murray St.	3 1	
										237 H Jacksonville St.	3 1	
										251 H Tennessee St.	3 1	
										253 A SIU Edwardsville	3 2	
										253 H SIU Edwardsville	3 1	
										267 N Ill.-Chicago	3 0	
										269 N Presbyterian	3 1	
										275 N South Dakota St.	3 1	
										291 A UT Martin	3 0	
										291 H UT Martin	3 0	
										295 N Binghamton	3 1	
										298 H Tennessee Tech	3 0	
				LAST 10 GAMES								
						185 N Eastern Ky.	2 3			168 H Southeast Mo. St.	3 1	
						177 A Belmont	1 3			291 H UT Martin	3 0	
						253 A SIU Edwardsville	3 2			207 A Austin Peay	3 1	
						298 H Tennessee Tech	3 0			236 A Murray St.	3 0	
						237 H Jacksonville St.	3 1			236 H Murray St.	3 1	

Non-Div. I Games:

Eastern Ill.

RPI	S	Opponent	Score	
303	A	Drake	3	0

Eastern Ill.

E
a
s
t
e
r
n
I
l
l
.

E
a
s
t
e
r
n
I
l
l
.

Average RPI Win:	222	WON-LOST RECORD	WINNING PCT. RANK	LAST 10 GAMES	STRENGTH OF SCHEDULE	OPP. STRENGTH OF SCHEDULE	TEAM RPI	ADJ RPI	CONF. RPI	ADJ CONF. RPI	
Average RPI Loss:	80										
DIV. I ONLY	11- 17	.39286	234	2- 8	157	82	203	.47279	187	8	8
DIV. I NON-CONF.	7- 5	.58333	135	0- 0	214	110	143	.50215	144	8	8
<hr/>											
TOTALS	RPI 1-25	RPI 26-50		W-L RECORDS	RPI 51-100		RPI 101-150		RPI 150+		
11- 17	0- 3	0- 3		OVERALL	0- 5		2- 4		9- 2		
6- 7	0- 1	0- 2		HOME	0- 2		2- 1		4- 1		
3- 8	0- 2	0- 1		AWAY	0- 2		0- 3		3- 0		
2- 2	0- 0	0- 0		NEUTRAL	0- 1		0- 0		2- 1		
7- 5	0- 1	0- 1		NON-CONFERENCE	0- 1		1- 1		6- 1		
4- 1	0- 0	0- 1		HOME	0- 0		1- 0		3- 0		
1- 2	0- 1	0- 0		AWAY	0- 0		0- 1		1- 0		
2- 2	0- 0	0- 0		NEUTRAL	0- 1		0- 0		2- 1		
4- 12	0- 2	0- 2		CONFERENCE	0- 4		1- 3		3- 1		
2- 6	0- 1	0- 1		HOME	0- 2		1- 1		1- 1		
2- 6	0- 1	0- 1		AWAY	0- 2		0- 2		2- 0		
0- 0	0- 0	0- 0		NEUTRAL	0- 0		0- 0		0- 0		
RPI S	Opponent	Score	RPI S	Opponent	Score	RPI S	Opponent	Score	RPI S	Opponent	Score
7 A	Southern California	0 3	41 A	Cal St. Northridge	0 3	56 N	Kansas St.	2 3	101 H	Wake Forest	3 2
17 A	Hawaii	0 3	41 H	Cal St. Northridge	0 3	60 A	UC Santa Barbara	0 3	108 A	UC Irvine	0 3
17 H	Hawaii	0 3	45 H	American	2 3	60 H	UC Santa Barbara	0 3	108 H	UC Irvine	2 3
						80 A	Long Beach St.	2 3	131 A	UNLV	0 3
						80 H	Long Beach St.	1 3	147 A	UC Davis	2 3
									147 H	UC Davis	3 2
									161 A	Cal Poly	3 1
									161 H	Cal Poly	1 3
									195 N	Montana	0 3
									208 A	Texas Tech	3 0
									216 H	Kent St.	3 0
									219 H	William & Mary	3 0
									268 N	Portland	3 0
									273 N	Nevada	3 0
									276 H	Gardner-Webb	3 0
									286 A	UC Riverside	3 0
									286 H	UC Riverside	3 0
			LAST 10 GAMES								
	17 H Hawaii	0 3		286 H UC Riverside	3 0						
	161 A Cal Poly	3 1		147 A UC Davis	2 3						
	60 A UC Santa Barbara	0 3		41 A Cal St. Northridge	0 3						
	80 H Long Beach St.	1 3		60 H UC Santa Barbara	0 3						
	108 H UC Irvine	2 3		161 H Cal Poly	1 3						

Non-Div. I Games:

Cal St. Fullerton

Average RPI Win: 245		WON-LOST RECORD		WINNING PCT. RANK		LAST 10 GAMES		STRENGTH OF SCHEDULE		OPP. STRENGTH OF SCHEDULE		TEAM RPI		ADJ RPI		CONF. RPI		ADJ CONF. RPI	
Average RPI Loss: 119																			
DIV. I ONLY		15- 16		.48387 182		5- 5		193		213		197		.47267 188		21		21	
DIV. I NON-CONF.		8- 8		.5 166		1- 0		180		222		183		.47679 184		17		19	
TOTALS		RPI 1-25		RPI 26-50		W-L RECORDS		RPI 51-100		RPI 101-150		RPI 150+							
15- 16		0- 1		0- 0		OVERALL		0- 6		1- 4		14- 5							
9- 4		0- 0		0- 0		HOME		0- 3		1- 0		8- 1							
3- 8		0- 0		0- 0		AWAY		0- 2		0- 3		3- 3							
3- 4		0- 1		0- 0		NEUTRAL		0- 1		0- 1		3- 1							
8- 8		0- 1		0- 0		NON-CONFERENCE		0- 2		0- 3		8- 2							
5- 1		0- 0		0- 0		HOME		0- 1		0- 0		5- 0							
0- 3		0- 0		0- 0		AWAY		0- 0		0- 2		0- 1							
3- 4		0- 1		0- 0		NEUTRAL		0- 1		0- 1		3- 1							
7- 8		0- 0		0- 0		CONFERENCE		0- 4		1- 1		6- 3							
4- 3		0- 0		0- 0		HOME		0- 2		1- 0		3- 1							
3- 5		0- 0		0- 0		AWAY		0- 2		0- 1		3- 2							
0- 0		0- 0		0- 0		NEUTRAL		0- 0		0- 0		0- 0							
RPI	S	Opponent		Score		RPI	S	Opponent		Score		RPI	S	Opponent		Score			
11	N	Minnesota		0 3															
								53 A VCU		0 3				103 A Valparaiso		0 3			
								53 H VCU		0 3				112 A Dayton		0 3			
								78 H Northeastern		1 3				112 H Dayton		3 2			
								93 A Duquesne		1 3				124 N Iowa		0 3			
								93 H Duquesne		1 3				142 A Lehigh		0 3			
								99 N Army		0 3				151 A George Washington		1 3			
														151 A George Washington		3 1			
														151 H George Washington		2 3			
														156 H UTEP		3 0			
														197 A Saint Louis		1 3			
														197 H Saint Louis		3 2			
														203 N UConn		2 3			
														206 N New Hampshire		3 2			
														206 N New Hampshire		3 0			
														220 H Brown		3 2			
														238 A Dartmouth		1 3			
														265 H George Mason		3 1			
														289 A Fordham		3 0			
														289 H Fordham		3 0			
														292 H Hartford		3 2			
														311 H Providence		3 0			
														323 A La Salle		3 0			
														325 N Saint Peter's		3 0			
														329 H UMass Lowell		3 0			
LAST 10 GAMES																			
		151 A George Washington		1 3				197 H Saint Louis		3 2									
		289 H Fordham		3 0				53 H VCU		0 3									
		151 A George Washington		3 1				265 H George Mason		3 1									
		197 A Saint Louis		1 3				311 H Providence		3 0									
		53 A VCU		0 3				112 A Dayton		0 3									

Non-Div. I Games:

Rhode Island

Average RPI Win: 234		WON-LOST RECORD		WINNING PCT. RANK		LAST 10 GAMES		STRENGTH OF SCHEDULE		OPP. STRENGTH OF SCHEDULE		TEAM RPI		ADJ RPI		CONF. RPI		ADJ CONF. RPI	
DIV. I ONLY		11- 18		.37931 242		7- 3		75		196		180		.47205 189		27		27	
DIV. I NON-CONF.		1- 12		.07692 309		0- 0		58		37		233		.43827 224		27		27	
TOTALS		RPI 1-25		RPI 26-50		W-L RECORDS		RPI 51-100		RPI 101-150		RPI 150+							
11- 18		0- 2		0- 1		OVERALL		0- 5		0- 2		11- 8							
6- 2		0- 0		0- 0		HOME		0- 0		0- 0		6- 2							
4- 8		0- 2		0- 0		AWAY		0- 2		0- 0		4- 4							
1- 8		0- 0		0- 1		NEUTRAL		0- 3		0- 2		1- 2							
1- 12		0- 2		0- 1		NON-CONFERENCE		0- 5		0- 2		1- 2							
1- 0		0- 0		0- 0		HOME		0- 0		0- 0		1- 0							
0- 5		0- 2		0- 0		AWAY		0- 2		0- 0		0- 1							
0- 7		0- 0		0- 1		NEUTRAL		0- 3		0- 2		0- 1							
10- 6		0- 0		0- 0		CONFERENCE		0- 0		0- 0		10- 6							
5- 2		0- 0		0- 0		HOME		0- 0		0- 0		5- 2							
4- 3		0- 0		0- 0		AWAY		0- 0		0- 0		4- 3							
1- 1		0- 0		0- 0		NEUTRAL		0- 0		0- 0		1- 1							
RPI	S	Opponent		Score		RPI	S	Opponent		Score		RPI	S	Opponent		Score			
10	A	Kentucky		0	3	50	N	Ohio St.		0	3	126	N	South Carolina		0	3		
12	A	Duke		0	3							74	A	West Virginia		0	3		
												75	A	Northern Ill.		0	3		
												76	N	East Tenn. St.		0	3		
												81	N	Utah St.		0	3		
												126	N	South Carolina		0	3		
												148	N	Green Bay		0	3		
												157	A	Radford		0	3		
												157	H	Radford		3	2		
												157	N	Radford		2	3		
												171	H	Georgetown		3	1		
												198	H	Coastal Caro.		3	0		
												200	A	High Point		0	3		
												200	H	High Point		2	3		
												219	A	William & Mary		1	3		
												228	N	UMBC		1	3		
												234	A	Campbell		3	1		
												234	H	Campbell		3	0		
												242	A	UNC Asheville		3	0		
												242	H	UNC Asheville		3	0		
												242	N	UNC Asheville		3	1		
												247	A	Winthrop		2	3		
												269	A	Presbyterian		3	1		
												276	A	Gardner-Webb		3	0		
												276	H	Gardner-Webb		2	3		
												308	H	Charleston So.		3	0		
LAST 10 GAMES																			
157 N Radford						2	3	200 H High Point						2	3				
242 N UNC Asheville						3	1	157 H Radford						3	2				
276 A Gardner-Webb						3	0	247 A Winthrop						2	3				
242 A UNC Asheville						3	0	269 A Presbyterian						3	1				
234 H Campbell						3	0	198 H Coastal Caro.						3	0				

Non-Div. I Games:

Liberty

Average RPI Win:	248	WON-LOST	WINNING	LAST 10	STRENGTH OF	OPP. STRENGTH	TEAM	ADJ	CONF.	ADJ CONF.		
Average RPI Loss:	107	RECORD	PCT. RANK	GAMES	SCHEDULE	OF SCHEDULE	RPI	RPI	RPI	RPI		
DIV. I ONLY		13- 17	.43333	207	4- 6	158	208	205	.47163	190	11	11
DIV. I NON-CONF.		8- 6	.57143	141	0- 0	194	278	166	.49124	163	12	11
<hr/>												
TOTALS	RPI 1-25	RPI 26-50		W-L RECORDS		RPI 51-100		RPI 101-150		RPI 150+		
13- 17	0- 0	0- 3		OVERALL		0- 5		2- 5		11- 4		
7- 6	0- 0	0- 1		HOME		0- 1		2- 3		5- 1		
4- 8	0- 0	0- 1		AWAY		0- 3		0- 1		4- 3		
2- 3	0- 0	0- 1		NEUTRAL		0- 1		0- 1		2- 0		
8- 6	0- 0	0- 1		NON-CONFERENCE		0- 3		1- 1		7- 1		
4- 1	0- 0	0- 0		HOME		0- 1		1- 0		3- 0		
2- 3	0- 0	0- 0		AWAY		0- 1		0- 1		2- 1		
2- 2	0- 0	0- 1		NEUTRAL		0- 1		0- 0		2- 0		
5- 11	0- 0	0- 2		CONFERENCE		0- 2		1- 4		4- 3		
3- 5	0- 0	0- 1		HOME		0- 0		1- 3		2- 1		
2- 5	0- 0	0- 1		AWAY		0- 2		0- 0		2- 2		
0- 1	0- 0	0- 0		NEUTRAL		0- 0		0- 1		0- 0		
RPI	S	Opponent	Score	RPI	S	Opponent	Score	RPI	S	Opponent	Score	
				27	N	Purdue	0 3	55	A	Tulane	0 3	
				37	H	Tulsa	0 3	82	N	Pittsburgh	0 3	
				46	A	UTSA	0 3	84	A	Middle Tenn.	1 3	
								89	A	Jacksonville	1 3	
								89	H	Jacksonville	1 3	

Non-Div. I Games:

Fla. Atlantic

Average RPI Win:	237	WON-LOST	WINNING	LAST 10	STRENGTH OF	OPP. STRENGTH	TEAM	ADJ	CONF.	ADJ CONF.	
Average RPI Loss:	133	RECORD	PCT. RANK	GAMES	SCHEDULE	OF SCHEDULE	RPI	RPI	RPI	RPI	
DIV. I ONLY	14- 15	.48276	188	7- 3	179	200	192	.47142	191	15	15
DIV. I NON-CONF.	5- 5	.5	166	0- 0	198	231	189	.47259	189	15	15
TOTALS	RPI 1-25	RPI 26-50	W-L RECORDS	RPI 51-100	RPI 101-150	RPI 150+					
14- 15	0- 0	0- 1	OVERALL	0- 4	1- 4	13- 6					
8- 4	0- 0	0- 0	HOME	0- 2	1- 1	7- 1					
4- 8	0- 0	0- 1	AWAY	0- 2	0- 2	4- 3					
2- 3	0- 0	0- 0	NEUTRAL	0- 0	0- 1	2- 2					
5- 5	0- 0	0- 1	NON-CONFERENCE	0- 2	0- 1	5- 1					
2- 1	0- 0	0- 0	HOME	0- 1	0- 0	2- 0					
1- 2	0- 0	0- 1	AWAY	0- 1	0- 0	1- 0					
2- 2	0- 0	0- 0	NEUTRAL	0- 0	0- 1	2- 1					
9- 10	0- 0	0- 0	CONFERENCE	0- 2	1- 3	8- 5					
6- 3	0- 0	0- 0	HOME	0- 1	1- 1	5- 1					
3- 6	0- 0	0- 0	AWAY	0- 1	0- 2	3- 3					
0- 1	0- 0	0- 0	NEUTRAL	0- 0	0- 0	0- 1					
RPI S Opponent Score	RPI S Opponent Score	RPI S Opponent Score	RPI S Opponent Score	RPI S Opponent Score	RPI S Opponent Score	RPI S Opponent Score					
	34 A Alabama 1 3	59 A Western Ky. 2 3	104 A Texas St. 2 3	59 H Western Ky. 0 3	104 H Texas St. 3 2	109 N Samford 0 3					
		69 A Lipscomb 0 3	125 A UALR 1 3	73 H Ga. Southern 1 3	125 H UALR 1 3	160 A Texas-Arlington 0 3					
			160 H Texas-Arlington 3 1		160 N Texas-Arlington 0 3	170 A Arkansas St. 2 3					
					170 H Arkansas St. 3 0	205 A La.-Lafayette 3 1					
					205 H La.-Lafayette 3 1	218 A Troy 3 1					
					218 H Troy 0 3	237 N Jacksonville St. 1 3					
					251 H Tennessee St. 3 1	260 A Georgia St. 3 1					
					260 H Georgia St. 3 1	288 A La.-Monroe 2 3					
					288 H La.-Monroe 3 0	291 N UT Martin 3 1					
					294 N Nicholls St. 3 1	299 H Southern Utah 3 0					
					309 A Jackson St. 3 0						
		LAST 10 GAMES									
		160 N Texas-Arlington 0 3	218 A Troy 3 1								
		260 A Georgia St. 3 1	125 A UALR 1 3								
		59 A Western Ky. 2 3	170 H Arkansas St. 3 0								
		288 H La.-Monroe 3 0	205 H La.-Lafayette 3 1								
		160 H Texas-Arlington 3 1	104 H Texas St. 3 2								

Non-Div. I Games:

South Ala.

Average RPI Win: 277		WON-LOST RECORD		WINNING PCT. RANK		LAST 10 GAMES		STRENGTH OF SCHEDULE		OPP. STRENGTH OF SCHEDULE		TEAM RPI		ADJ RPI		CONF. RPI		ADJ CONF. RPI	
Average RPI Loss: 160																			
DIV. I ONLY		19- 10		.65517 71		8- 2		283		292		187		.47059 192		31		32	
DIV. I NON-CONF.		5- 8		.38462 229		0- 0		185		190		219		.44713 219		31		31	
TOTALS		RPI 1-25		RPI 26-50		W-L RECORDS		RPI 51-100		RPI 101-150		RPI 150+							
19- 10		0- 0		0- 0		OVERALL		0- 4		0- 0		19- 6							
7- 0		0- 0		0- 0		HOME		0- 0		0- 0		7- 0							
5- 7		0- 0		0- 0		AWAY		0- 3		0- 0		5- 4							
7- 3		0- 0		0- 0		NEUTRAL		0- 1		0- 0		7- 2							
5- 8		0- 0		0- 0		NON-CONFERENCE		0- 4		0- 0		5- 4							
1- 0		0- 0		0- 0		HOME		0- 0		0- 0		1- 0							
0- 5		0- 0		0- 0		AWAY		0- 3		0- 0		0- 2							
4- 3		0- 0		0- 0		NEUTRAL		0- 1		0- 0		4- 2							
14- 2		0- 0		0- 0		CONFERENCE		0- 0		0- 0		14- 2							
6- 0		0- 0		0- 0		HOME		0- 0		0- 0		6- 0							
5- 2		0- 0		0- 0		AWAY		0- 0		0- 0		5- 2							
3- 0		0- 0		0- 0		NEUTRAL		0- 0		0- 0		3- 0							
RPI S	Opponent	Score		RPI S	Opponent	Score		RPI S	Opponent	Score		RPI S	Opponent	Score					
								53 A	VCU	0	3	154 N	Fairfield	0	3				
								74 N	West Virginia	2	3	156 A	UTEP	1	3				
								91 A	New Mexico St.	1	3	219 H	William & Mary	3	2				
								95 A	Morehead St.	1	3	231 A	Boston College	1	3				
												234 N	Campbell	1	3				
												236 N	Murray St.	3	1				
												241 N	Evansville	3	2				
												245 A	Howard	3	0				
												245 H	Howard	3	0				
												245 N	Howard	3	1				
												250 A	Coppin St.	2	3				
												250 H	Coppin St.	3	0				
												250 N	Coppin St.	3	2				
												263 A	Morgan St.	0	3				
												263 H	Morgan St.	3	0				
												275 N	South Dakota St.	3	0				
												280 A	Norfolk St.	3	1				
												280 H	Norfolk St.	3	0				
												312 N	Bryant	3	1				
												313 A	UMES	3	0				
												313 H	UMES	3	0				
												322 N	South Carolina St.	3	1				
												326 A	N.C. Central	3	0				
												327 A	Delaware St.	3	0				
												327 H	Delaware St.	3	2				
LAST 10 GAMES																			
			250 N	Coppin St.	3	2	245 H	Howard	3	0	326 A	N.C. Central	3	0					
			245 N	Howard	3	1	263 A	Morgan St.	0	3	327 A	Delaware St.	3	0					
			322 N	South Carolina St.	3	1	250 A	Coppin St.	2	3	327 H	Delaware St.	3	2					
			313 A	UMES	3	0	280 H	Norfolk St.	3	0									
			327 A	Delaware St.	3	0	327 H	Delaware St.	3	2									

Non-Div. I Games:

Hampton

Average RPI Win: 227		WON-LOST	WINNING	LAST 10	STRENGTH OF		OPP. STRENGTH	TEAM	ADJ	CONF.	ADJ CONF.
Average RPI Loss: 130		RECORD	PCT. RANK	GAMES	SCHEDULE		OF SCHEDULE	RPI	RPI	RPI	RPI
DIV. I ONLY		16- 15	.51613	163	4- 6		215	193	190	.46957	193
DIV. I NON-CONF.		8- 7	.53333	163	0- 0		245	189	194	.46549	197
TOTALS		RPI 1-25	RPI 26-50		W-L RECORDS		RPI 51-100		RPI 101-150		RPI 150+
16- 15	0- 0	0- 1		OVERALL		0- 4		3- 5		13- 5	
5- 6	0- 0	0- 0		HOME		0- 2		0- 3		5- 1	
8- 4	0- 0	0- 0		AWAY		0- 2		2- 0		6- 2	
3- 5	0- 0	0- 1		NEUTRAL		0- 0		1- 2		2- 2	
8- 7	0- 0	0- 1		NON-CONFERENCE		0- 2		0- 2		8- 2	
2- 2	0- 0	0- 0		HOME		0- 1		0- 1		2- 0	
4- 1	0- 0	0- 0		AWAY		0- 1		0- 0		4- 0	
2- 4	0- 0	0- 1		NEUTRAL		0- 0		0- 1		2- 2	
8- 8	0- 0	0- 0		CONFERENCE		0- 2		3- 3		5- 3	
3- 4	0- 0	0- 0		HOME		0- 1		0- 2		3- 1	
4- 3	0- 0	0- 0		AWAY		0- 1		2- 0		2- 2	
1- 1	0- 0	0- 0		NEUTRAL		0- 0		1- 1		0- 0	
RPI S	Opponent	Score	RPI S	Opponent	Score	RPI S	Opponent	Score	RPI S	Opponent	Score
			49 N	Arizona St.	0 3	55 H	Tulane	1 3	103 A	Valparaiso	3 2
						77 A	Milwaukee	0 3	103 H	Valparaiso	0 3
						77 H	Milwaukee	2 3	103 N	Valparaiso	0 3
						85 A	Bowling Green	0 3	106 H	Toledo	2 3
									124 N	Iowa	2 3
									148 A	Green Bay	3 1
									148 H	Green Bay	0 3
									148 N	Green Bay	3 2
									174 A	Cleveland St.	3 2
									174 H	Cleveland St.	3 0
									175 N	Miami (OH)	2 3
									179 A	Oakland	1 3
									179 H	Oakland	1 3
									197 A	Saint Louis	3 1
									198 A	Coastal Caro.	3 2
									216 H	Kent St.	3 1
									222 N	Bradley	0 3
									258 N	Wofford	3 2
									259 N	Akron	3 1
									267 A	Ill.-Chicago	1 3
									267 H	Ill.-Chicago	3 0
									296 A	Wright St.	3 0
									296 H	Wright St.	3 0
									300 A	Robert Morris	3 1
									301 A	Saint Francis (PA)	3 0
									301 H	Saint Francis (PA)	3 1
LAST 10 GAMES			103 N	Valparaiso	0 3	267 A	Ill.-Chicago	1 3	296 A	Wright St.	3 0
			148 N	Green Bay	3 2	179 H	Oakland	1 3	300 A	Robert Morris	3 1
			148 H	Green Bay	0 3	296 H	Wright St.	3 0	301 A	Saint Francis (PA)	3 0
			77 H	Milwaukee	2 3	174 A	Cleveland St.	3 2	301 H	Saint Francis (PA)	3 1
			103 A	Valparaiso	3 2	77 A	Milwaukee	0 3			

Non-Div. I Games:

Youngstown St.

Average RPI Win: 231		WON-LOST RECORD		WINNING PCT. RANK		LAST 10 GAMES		STRENGTH OF SCHEDULE		OPP. STRENGTH OF SCHEDULE		TEAM RPI		ADJ RPI		CONF. RPI		ADJ CONF. RPI	
DIV. I ONLY		16- 14		.53333 145		4- 6		196		267		181		.46892 194		19		19	
DIV. I NON-CONF.		9- 5		.64286 100		0- 0		195		296		140		.49791 152		25		26	
TOTALS		RPI 1-25		RPI 26-50		W-L RECORDS		RPI 51-100		RPI 101-150		RPI 150+							
16- 14		0- 0		0- 0		OVERALL		1- 1		1- 5		14- 8							
8- 4		0- 0		0- 0		HOME		1- 0		1- 1		6- 3							
5- 7		0- 0		0- 0		AWAY		0- 1		0- 2		5- 4							
3- 3		0- 0		0- 0		NEUTRAL		0- 0		0- 2		3- 1							
9- 5		0- 0		0- 0		NON-CONFERENCE		0- 1		1- 2		8- 2							
4- 0		0- 0		0- 0		HOME		0- 0		1- 0		3- 0							
2- 2		0- 0		0- 0		AWAY		0- 1		0- 0		2- 1							
3- 3		0- 0		0- 0		NEUTRAL		0- 0		0- 2		3- 1							
7- 9		0- 0		0- 0		CONFERENCE		1- 0		0- 3		6- 6							
4- 4		0- 0		0- 0		HOME		1- 0		0- 1		3- 3							
3- 5		0- 0		0- 0		AWAY		0- 0		0- 2		3- 3							
0- 0		0- 0		0- 0		NEUTRAL		0- 0		0- 0		0- 0							
RPI	S	Opponent	Score	RPI	S	Opponent	Score	RPI	S	Opponent	Score	RPI	S	Opponent	Score				
								73	H	Ga. Southern	3 2	107	N	UCF	1 3				
								86	A	SMU	1 3	109	A	Samford	0 3				
												109	H	Samford	1 3				
												121	A	Furman	0 3				
												134	H	Bakersfield	3 2				
												143	N	Buffalo	1 3				
												153	A	Appalachian St.	3 1				
												153	H	Appalachian St.	2 3				
												163	N	Sam Houston St.	3 1				
												166	A	UNC Greensboro	1 3				
												166	H	UNC Greensboro	3 2				
												200	A	High Point	3 0				
												209	A	Western Caro.	2 3				
												209	H	Western Caro.	1 3				
												214	A	Elon	3 2				
												214	H	Elon	0 3				
												236	N	Murray St.	2 3				
												247	H	Winthrop	3 2				
												252	H	Charlotte	3 2				
												258	A	Wofford	1 3				
												260	A	Georgia St.	3 1				
												276	A	Gardner-Webb	0 3				
				LAST 10 GAMES															
				214	A	Elon	3 2	109	A	Samford	0 3	290	A	Chattanooga	3 1				
				166	A	UNC Greensboro	1 3	153	H	Appalachian St.	2 3	290	H	Chattanooga	3 1				
				73	H	Ga. Southern	3 2	209	H	Western Caro.	1 3	305	H	Citadel	3 0				
				305	H	Citadel	3 0	258	A	Wofford	1 3	308	H	Charleston So.	3 0				
				290	A	Chattanooga	3 1	121	A	Furman	0 3	314	N	N.C. A&T	3 0				

Non-Div. I Games:

Davidson

Davidson

Average RPI Win:	237	WON-LOST	WINNING	LAST 10	STRENGTH OF	OPP. STRENGTH	TEAM	ADJ	CONF.	ADJ CONF.					
Average RPI Loss:	127	RECORD	PCT. RANK	GAMES	SCHEDULE	OF SCHEDULE	RPI	RPI	RPI	RPI					
DIV. I ONLY		16- 15	.51613	163	6- 4	263	177	211	.46849	195	25	25			
DIV. I NON-CONF.		3- 6	.33333	248	0- 0	275	56	265	.41715	254	21	18			
<hr/>															
TOTALS	RPI 1-25	RPI 26-50		W-L RECORDS		RPI 51-100		RPI 101-150		RPI 150+					
16- 15	0- 0	0- 0		OVERALL		0- 5		1- 6		15- 4					
6- 4	0- 0	0- 0		HOME		0- 1		0- 2		6- 1					
7- 7	0- 0	0- 0		AWAY		0- 4		0- 2		7- 1					
3- 4	0- 0	0- 0		NEUTRAL		0- 0		1- 2		2- 2					
<hr/>															
3- 6	0- 0	0- 0		NON-CONFERENCE		0- 2		1- 2		2- 2					
0- 0	0- 0	0- 0		HOME		0- 0		0- 0		0- 0					
1- 2	0- 0	0- 0		AWAY		0- 2		0- 0		1- 0					
2- 4	0- 0	0- 0		NEUTRAL		0- 0		1- 2		1- 2					
<hr/>															
13- 9	0- 0	0- 0		CONFERENCE		0- 3		0- 4		13- 2					
6- 4	0- 0	0- 0		HOME		0- 1		0- 2		6- 1					
6- 5	0- 0	0- 0		AWAY		0- 2		0- 2		6- 1					
1- 0	0- 0	0- 0		NEUTRAL		0- 0		0- 0		1- 0					
<hr/>															
RPI	S	Opponent	Score	RPI	S	Opponent	Score	RPI	S	Opponent	Score				
				67 A Washington St.				1	3	102 A Idaho St.		0	3		
				72 A Virginia				0	3	102 H Idaho St.		2	3		
				83 A Portland St.				0	3	111 A North Dakota		0	3		
				83 A Portland St.				0	3	111 H North Dakota		0	3		
				83 H Portland St.				0	3	122 N Marshall		1	3		
										129 N South Dakota		2	3		
										150 N James Madison		3	2		
										180 A Northern Ariz.		1	3		
										180 H Northern Ariz.		1	3		
										180 N Northern Ariz.		3	2		
										182 A Northern Colo.		3	2		
										182 H Northern Colo.		3	0		
										187 N Cal St. Fullerton		3	0		
										208 A Texas Tech		3	0		
										208 N Texas Tech		1	3		
										229 A Sacramento St.		3	0		
										229 H Sacramento St.		3	2		
						230 A Eastern Wash.		3	1						
						230 H Eastern Wash.		3	1						
						273 N Nevada		2	3						
						287 A Montana St.		3	0						
						287 H Montana St.		3	1						
						299 A Southern Utah		3	0						
						299 H Southern Utah		3	0						
						304 A Weber St.		3	1						
						304 H Weber St.		3	0						
<hr/>															
				LAST 10 GAMES											
				83 A Portland St.				0	3	180 A Northern Ariz.				1	3
				180 N Northern Ariz.				3	2	304 H Weber St.				3	0
				287 A Montana St.				3	0	102 H Idaho St.				2	3
				229 H Sacramento St.				3	2	83 H Portland St.				0	3
				299 A Southern Utah				3	0	230 H Eastern Wash.				3	1

Non-Div. I Games:

Montana

Average RPI Win: 246		WON-LOST RECORD		WINNING PCT. RANK		LAST 10 GAMES		STRENGTH OF SCHEDULE		OPP. STRENGTH OF SCHEDULE		TEAM RPI		ADJ RPI		CONF. RPI		ADJ CONF. RPI	
Average RPI Loss: 111																			
DIV. I ONLY		18- 15		.54545 140		5- 5		264		189		204		.46832 196		14		14	
DIV. I NON-CONF.		8- 7		.53333 163		0- 0		304		242		236		.43782 226		14		14	
TOTALS		RPI 1-25		RPI 26-50		W-L RECORDS		RPI 51-100		RPI 101-150		RPI 150+							
18- 15		0- 0		0- 3		OVERALL		0- 4		2- 5		16- 3							
5- 7		0- 0		0- 2		HOME		0- 2		1- 2		4- 1							
8- 6		0- 0		0- 1		AWAY		0- 2		1- 2		7- 1							
5- 2		0- 0		0- 0		NEUTRAL		0- 0		0- 1		5- 1							
8- 7		0- 0		0- 1		NON-CONFERENCE		0- 2		0- 3		8- 1							
0- 3		0- 0		0- 1		HOME		0- 1		0- 1		0- 0							
3- 2		0- 0		0- 0		AWAY		0- 1		0- 1		3- 0							
5- 2		0- 0		0- 0		NEUTRAL		0- 0		0- 1		5- 1							
10- 8		0- 0		0- 2		CONFERENCE		0- 2		2- 2		8- 2							
5- 4		0- 0		0- 1		HOME		0- 1		1- 1		4- 1							
5- 4		0- 0		0- 1		AWAY		0- 1		1- 1		4- 1							
0- 0		0- 0		0- 0		NEUTRAL		0- 0		0- 0		0- 0							
RPI S	Opponent	Score		RPI S	Opponent	Score		RPI S	Opponent	Score		RPI S	Opponent	Score					
				30 H	LSU	1	3	86 A	SMU	1	3	104 A	Texas St.	0	3				
				42 A	Louisville	2	3	86 H	SMU	0	3	107 A	UCF	3	2				
				42 H	Louisville	0	3	90 A	TCU	1	3	107 H	UCF	3	0				
								92 H	Baylor	2	3	113 N	Ole Miss	0	3				
												120 H	North Texas	0	3				
												136 A	South Fla.	1	3				
												136 H	South Fla.	1	3				
												183 N	Stephen F. Austin	2	3				
												184 A	Temple	1	3				
												184 H	Temple	3	1				
												203 A	UConn	3	2				
												203 H	UConn	3	0				
												205 A	La.-Lafayette	3	1				
												225 A	Memphis	3	2				
												225 H	Memphis	0	3				
												249 N	Lamar	3	1				
												256 A	Texas Southern	3	2				
												270 A	Cincinnati	3	0				
												270 H	Cincinnati	3	0				
												285 A	Rutgers	3	0				
												285 H	Rutgers	3	1				
												294 N	Nicholls St.	3	0				
												310 A	Prairie View	3	1				
												316 N	Quinnipiac	3	0				
												330 N	Grambling	3	0				
												332 N	Alcorn	3	0				
				LAST 10 GAMES															
				86 H	SMU	0	3	270 A	Cincinnati	3	0	310 A	Prairie View	3	1				
				107 A	UCF	3	2	42 A	Louisville	2	3	316 N	Quinnipiac	3	0				
				136 A	South Fla.	1	3	285 H	Rutgers	3	1	330 N	Grambling	3	0				
				184 H	Temple	3	1	203 H	UConn	3	0	332 N	Alcorn	3	0				
				225 H	Memphis	0	3	86 A	SMU	1	3								

Non-Div. I Games:

Houston

Average RPI Win:		231	WON-LOST RECORD		WINNING PCT. RANK		LAST 10 GAMES		STRENGTH OF SCHEDULE		OPP. STRENGTH OF SCHEDULE		TEAM RPI		ADJ RPI		CONF. RPI		ADJ CONF. RPI	
Average RPI Loss:		112	13- 17		.43333 207		5- 5		176		156		207		.46808 197		21		21	
DIV. I ONLY			4- 11		.26667 275		0- 1		115		126		215		.4509 216		17		19	
DIV. I NON-CONF.																				
TOTALS		RPI 1-25		RPI 26-50		W-L RECORDS		RPI 51-100		RPI 101-150		RPI 150+								
13- 17		0- 1		0- 1		OVERALL		2- 6		1- 3		10- 6								
7- 7		0- 1		0- 0		HOME		1- 3		0- 0		6- 3								
5- 7		0- 0		0- 1		AWAY		1- 2		1- 1		3- 3								
1- 3		0- 0		0- 0		NEUTRAL		0- 1		0- 2		1- 0								
4- 11		0- 1		0- 1		NON-CONFERENCE		1- 3		0- 2		3- 4								
2- 5		0- 1		0- 0		HOME		0- 2		0- 0		2- 2								
1- 4		0- 0		0- 1		AWAY		1- 0		0- 1		0- 2								
1- 2		0- 0		0- 0		NEUTRAL		0- 1		0- 1		1- 0								
9- 6		0- 0		0- 0		CONFERENCE		1- 3		1- 1		7- 2								
5- 2		0- 0		0- 0		HOME		1- 1		0- 0		4- 1								
4- 3		0- 0		0- 0		AWAY		0- 2		1- 0		3- 1								
0- 1		0- 0		0- 0		NEUTRAL		0- 0		0- 1		0- 0								
RPI	S	Opponent			Score		RPI	S	Opponent			Score		RPI	S	Opponent			Score	
9	H	Nebraska			0 3		36	A	Arkansas			0 3		53	A	VCU			0 3	
														53	H	VCU			3 0	
														56	N	Kansas St.			1 3	
														61	H	UNI			2 3	
														62	H	Auburn			0 3	
														93	A	Duquesne			0 3	
														93	H	Duquesne			1 3	
														95	A	Morehead St.			3 0	
														105	A	Southern Ill.			0 3	
														112	A	Dayton			3 2	
														112	N	Dayton			1 3	
														114	N	IUPUI			0 3	
														151	H	George Washington			0 3	
														168	A	Southeast Mo. St.			2 3	
														175	H	Miami (OH)			2 3	
														188	A	Rhode Island			2 3	
														188	H	Rhode Island			3 1	
														193	H	Youngstown St.			1 3	
														222	H	Bradley			3 0	
														243	A	Indiana St.			2 3	
														265	A	George Mason			3 1	
														265	H	George Mason			3 1	
														287	N	Montana St.			3 0	
														288	H	La.-Monroe			3 1	
														289	A	Fordham			3 0	
														289	H	Fordham			3 1	
														323	A	La Salle			3 0	
														323	H	La Salle			3 0	
LAST 10 GAMES																				

Non-Div. I Games:

Saint Louis

Average RPI Win: 244		WON-LOST	WINNING	LAST 10	STRENGTH OF		OPP. STRENGTH	TEAM	ADJ	CONF.	ADJ CONF.
Average RPI Loss: 170		RECORD	PCT. RANK	GAMES	SCHEDULE		OF SCHEDULE	RPI	RPI	RPI	RPI
DIV. I ONLY		19- 12	.6129	94	7- 3		271	241	183	.4675	198
DIV. I NON-CONF.		7- 7	.5	166	0- 1		277	177	223	.44385	221
TOTALS		RPI 1-25	RPI 26-50		W-L RECORDS		RPI 51-100		RPI 101-150		RPI 150+
19- 12	0- 0	0- 0		OVERALL		0- 1		1- 3		18- 8	
7- 3	0- 0	0- 0		HOME		0- 0		0- 1		7- 2	
5- 7	0- 0	0- 0		AWAY		0- 1		0- 1		5- 5	
7- 2	0- 0	0- 0		NEUTRAL		0- 0		1- 1		6- 1	
7- 7	0- 0	0- 0		NON-CONFERENCE		0- 1		1- 3		6- 3	
1- 2	0- 0	0- 0		HOME		0- 0		0- 1		1- 1	
0- 4	0- 0	0- 0		AWAY		0- 1		0- 1		0- 2	
6- 1	0- 0	0- 0		NEUTRAL		0- 0		1- 1		5- 0	
12- 5	0- 0	0- 0		CONFERENCE		0- 0		0- 0		12- 5	
6- 1	0- 0	0- 0		HOME		0- 0		0- 0		6- 1	
5- 3	0- 0	0- 0		AWAY		0- 0		0- 0		5- 3	
1- 1	0- 0	0- 0		NEUTRAL		0- 0		0- 0		1- 1	
RPI S	Opponent	Score	RPI S	Opponent	Score	RPI S	Opponent	Score	RPI S	Opponent	Score
						65 A	Col. of Charleston	1 3	109 N	Samford	3 2
									124 H	Iowa	1 3
									126 A	South Carolina	2 3
									130 N	Indiana	0 3
									157 A	Radford	3 2
									157 N	Radford	0 3
									159 N	Georgia Tech	3 1
									181 A	Tennessee	1 3
									189 A	Liberty	0 3
									193 H	Youngstown St.	2 3
									200 A	High Point	2 3
									200 H	High Point	2 3
									200 N	High Point	3 0
									210 A	Kennesaw St.	1 3
									234 A	Campbell	3 1
									234 H	Campbell	3 2
									237 N	Jacksonville St.	3 0
									242 H	UNC Asheville	3 1
									247 A	Winthrop	3 1
									247 H	Winthrop	3 2
									258 H	Wofford	3 2
									262 N	Stony Brook	3 0
									269 A	Presbyterian	2 3
									269 A	Presbyterian	3 0
									269 H	Presbyterian	3 1
									276 H	Gardner-Webb	3 0
									298 N	Tennessee Tech	3 1
			LAST 10 GAMES								
			157 N	Radford	0 3	308 A	Charleston So.	3 0			
			200 N	High Point	3 0	247 H	Winthrop	3 2			
			269 A	Presbyterian	3 0	269 H	Presbyterian	3 1			
			200 A	High Point	2 3	126 A	South Carolina	2 3			
			234 A	Campbell	3 1	242 H	UNC Asheville	3 1			

Non-Div. I Games:

Coastal Caro.

RPI	S	Opponent	Score	
308	A	Charleston So.	3	0
308	H	Charleston So.	3	0
322	N	South Carolina St.	3	0

Coastal Caro.

C
o
a
s
t
a
l
C
a
r
o
.

C
o
a
s
t
a
l
C
a
r
o
.

Average RPI Win:	221	WON-LOST	WINNING	LAST 10	STRENGTH OF	OPP. STRENGTH	TEAM	ADJ	CONF.	ADJ CONF.	
Average RPI Loss:	105	RECORD	PCT. RANK	GAMES	SCHEDULE	OF SCHEDULE	RPI	RPI	RPI	RPI	
DIV. I ONLY	11- 17	.39286	234	3- 7	137	140	206	.46732	199	9	9
DIV. I NON-CONF.	6- 6	.5	166	0- 0	238	233	209	.45816	206	10	10
<hr/>											
TOTALS	RPI 1-25	RPI 26-50		W-L RECORDS	RPI 51-100		RPI 101-150		RPI 150+		
11- 17	0- 0	0- 1		OVERALL	0- 10		4- 3		7- 3		
3- 5	0- 0	0- 0		HOME	0- 3		2- 1		1- 1		
3- 10	0- 0	0- 1		AWAY	0- 6		1- 1		2- 2		
5- 2	0- 0	0- 0		NEUTRAL	0- 1		1- 1		4- 0		
<hr/>											
6- 6	0- 0	0- 0		NON-CONFERENCE	0- 3		1- 1		5- 2		
0- 0	0- 0	0- 0		HOME	0- 0		0- 0		0- 0		
1- 4	0- 0	0- 0		AWAY	0- 2		0- 0		1- 2		
5- 2	0- 0	0- 0		NEUTRAL	0- 1		1- 1		4- 0		
<hr/>											
5- 11	0- 0	0- 1		CONFERENCE	0- 7		3- 2		2- 1		
3- 5	0- 0	0- 0		HOME	0- 3		2- 1		1- 1		
2- 6	0- 0	0- 1		AWAY	0- 4		1- 1		1- 0		
0- 0	0- 0	0- 0		NEUTRAL	0- 0		0- 0		0- 0		
<hr/>											
RPI S	Opponent	Score	RPI S	Opponent	Score	RPI S	Opponent	Score	RPI S	Opponent	Score
			40 A Ohio	0 3	57 N Xavier	0 3	106 A Toledo	2 3			
					64 A Ball St.	0 3	106 H Toledo	3 0			
					64 H Ball St.	0 3	133 A Eastern Mich.	3 0			
					73 A Ga. Southern	0 3	133 H Eastern Mich.	0 3			
					75 A Northern Ill.	1 3	138 N Oregon St.	0 3			
					75 H Northern Ill.	0 3	141 N Villanova	3 2			
					85 A Bowling Green	1 3	143 H Buffalo	3 0			
					93 A Duquesne	1 3	175 A Miami (OH)	3 1			
					96 A Western Mich.	1 3	179 A Oakland	1 3			
					96 H Western Mich.	2 3	201 A Hofstra	1 3			
							216 H Kent St.	0 3			
							246 N Princeton	3 0			
							259 H Akron	3 1			
							300 A Robert Morris	3 2			
							306 N USC Upstate	3 0			
							308 N Charleston So.	3 0			
							309 N Jackson St.	3 0			
<hr/>											
LAST 10 GAMES											
			40 A Ohio	0 3	64 A Ball St.	0 3					
			133 H Eastern Mich.	0 3	259 H Akron	3 1					
			96 H Western Mich.	2 3	143 H Buffalo	3 0					
			75 H Northern Ill.	0 3	85 A Bowling Green	1 3					
			106 A Toledo	2 3	175 A Miami (OH)	3 1					

Non-Div. I Games:

Central Mich.

Average RPI Win: 238		WON-LOST RECORD		WINNING PCT. RANK		LAST 10 GAMES		STRENGTH OF SCHEDULE		OPP. STRENGTH OF SCHEDULE		TEAM RPI		ADJ RPI		CONF. RPI		ADJ CONF. RPI	
DIV. I ONLY		16- 15		.51613 163		6- 4		165		253		179		.46692 200		27		27	
DIV. I NON-CONF.		6- 9		.4 220		0- 0		163		200		203		.4585 204		27		27	
TOTALS		RPI 1-25		RPI 26-50		W-L RECORDS		RPI 51-100		RPI 101-150		RPI 150+							
16- 15		0- 0		0- 0		OVERALL		0- 3		0- 3		16- 9							
6- 6		0- 0		0- 0		HOME		0- 1		0- 0		6- 5							
6- 5		0- 0		0- 0		AWAY		0- 1		0- 1		6- 3							
4- 4		0- 0		0- 0		NEUTRAL		0- 1		0- 2		4- 1							
6- 9		0- 0		0- 0		NON-CONFERENCE		0- 3		0- 3		6- 3							
2- 3		0- 0		0- 0		HOME		0- 1		0- 0		2- 2							
1- 3		0- 0		0- 0		AWAY		0- 1		0- 1		1- 1							
3- 3		0- 0		0- 0		NEUTRAL		0- 1		0- 2		3- 0							
10- 6		0- 0		0- 0		CONFERENCE		0- 0		0- 0		10- 6							
4- 3		0- 0		0- 0		HOME		0- 0		0- 0		4- 3							
5- 2		0- 0		0- 0		AWAY		0- 0		0- 0		5- 2							
1- 1		0- 0		0- 0		NEUTRAL		0- 0		0- 0		1- 1							
RPI	S	Opponent		Score	RPI	S	Opponent		Score	RPI	S	Opponent		Score					
							53 H	VCU	0 3			108 N	UC Irvine	0 3					
							73 A	Ga. Southern	0 3			126 A	South Carolina	0 3					
							97 N	Oral Roberts	1 3			144 N	IPFW	0 3					
												157 A	Radford	0 3					
												157 H	Radford	2 3					
												166 A	UNC Greensboro	3 1					
												174 A	Cleveland St.	0 3					
												176 N	FIU	3 2					
												189 A	Liberty	3 2					
												189 H	Liberty	3 0					
												194 H	Davidson	0 3					
												198 A	Coastal Caro.	3 2					
												198 H	Coastal Caro.	3 2					
												198 N	Coastal Caro.	0 3					
												214 H	Elon	3 2					
												224 N	North Dakota St.	3 0					
												234 A	Campbell	3 1					
												234 H	Campbell	2 3					
												236 H	Murray St.	0 3					
												242 A	UNC Asheville	1 3					
												247 H	Winthrop	3 0					
												247 N	Winthrop	3 0					
												269 H	Presbyterian	1 3					
												276 A	Gardner-Webb	3 1					
												308 A	Charleston So.	3 1					
												308 H	Charleston So.	3 2					
												314 H	N.C. A&T	3 0					
LAST 10 GAMES																			
							198 N	Coastal Caro.	0 3			189 A	Liberty	3 2					
							247 N	Winthrop	3 0			276 A	Gardner-Webb	3 1					
							198 H	Coastal Caro.	3 2			242 A	UNC Asheville	1 3					
							308 H	Charleston So.	3 2			234 A	Campbell	3 1					
							157 A	Radford	0 3			269 H	Presbyterian	1 3					

Non-Div. I Games:

High Point

RPI	S	Opponent	Score	
322	N	South Carolina St.	3	0

High Point

H
i
g
h
P
o
i
n
t

H
i
g
h
P
o
i
n
t

Average RPI Win: 228		WON-LOST	WINNING	LAST 10	STRENGTH OF	OPP. STRENGTH	TEAM	ADJ	CONF.	ADJ CONF.		
Average RPI Loss: 151		RECORD	PCT. RANK	GAMES	SCHEDULE	OF SCHEDULE	RPI	RPI	RPI	RPI		
DIV. I ONLY		17- 15	.53125	153	4- 6	235	217	194	.4665	201	13	12
DIV. I NON-CONF.		10- 6	.625	109	1- 0	290	290	206	.45509	209	13	13
<hr/>												
TOTALS		RPI 1-25		RPI 26-50		W-L RECORDS		RPI 51-100		RPI 101-150		RPI 150+
17- 15		0- 0		0- 0		OVERALL		1- 6		2- 3		14- 6
11- 3		0- 0		0- 0		HOME		1- 1		1- 1		9- 1
4- 10		0- 0		0- 0		AWAY		0- 5		0- 2		4- 3
2- 2		0- 0		0- 0		NEUTRAL		0- 0		1- 0		1- 2
10- 6		0- 0		0- 0		NON-CONFERENCE		0- 2		0- 0		10- 4
7- 0		0- 0		0- 0		HOME		0- 0		0- 0		7- 0
2- 4		0- 0		0- 0		AWAY		0- 2		0- 0		2- 2
1- 2		0- 0		0- 0		NEUTRAL		0- 0		0- 0		1- 2
7- 9		0- 0		0- 0		CONFERENCE		1- 4		2- 3		4- 2
4- 3		0- 0		0- 0		HOME		1- 1		1- 1		2- 1
2- 6		0- 0		0- 0		AWAY		0- 3		0- 2		2- 1
1- 0		0- 0		0- 0		NEUTRAL		0- 0		1- 0		0- 0
RPI S	Opponent	Score	RPI S	Opponent	Score	RPI S	Opponent	Score	RPI S	Opponent	Score	
						65 A Col. of Charleston	0	3	146 A UNC Wilmington	0	3	
						65 A Col. of Charleston	0	3	146 H UNC Wilmington	3	1	
						65 H Col. of Charleston	2	3	150 A James Madison	0	3	
						78 A Northeastern	1	3	150 H James Madison	0	3	
						78 H Northeastern	3	2	150 N James Madison	3	0	
						79 A Seton Hall	0	3	164 A Harvard	1	3	
						88 A LIU Brooklyn	0	3	184 A Temple	3	1	
									199 H Central Mich.	3	1	
									211 H Siena	3	0	
									213 A Delaware	3	0	
									213 H Delaware	2	3	
									219 A William & Mary	1	3	
									219 H William & Mary	3	1	
									220 N Brown	1	3	
									221 A Towson	3	2	
									221 H Towson	3	0	
									246 H Princeton	3	1	
									250 H Coppin St.	3	0	
									261 A Sacred Heart	3	1	
									281 N Holy Cross	0	3	
									289 A Fordham	1	3	
									306 H USC Upstate	3	1	
						65 A Col. of Charleston	0	3	320 H St. Francis Brooklyn	3	0	
						150 N James Madison	3	0	327 H Delaware St.	3	0	
						150 H James Madison	0	3	327 N Delaware St.	3	0	
						219 H William & Mary	3	1				
						146 A UNC Wilmington	0	3				
						261 A Sacred Heart	3	1				

Non-Div. I Games:

Hofstra

Average RPI Win:	290	WON-LOST RECORD	WINNING PCT. RANK	LAST 10 GAMES	STRENGTH OF SCHEDULE	OPP. STRENGTH OF SCHEDULE	TEAM RPI	ADJ RPI	CONF. RPI	ADJ CONF. RPI		
DIV. I ONLY		21- 9	.7	53	8- 2	307	305	200	.46638	202	30	30
DIV. I NON-CONF.		9- 5	.64286	100	0- 0	279	282	190	.46833	193	30	30
<hr/>												
TOTALS	RPI 1-25	RPI 26-50		W-L RECORDS		RPI 51-100		RPI 101-150		RPI 150+		
21- 9	0- 0	0- 0		OVERALL		0- 4		0- 1		21- 4		
9- 1	0- 0	0- 0		HOME		0- 1		0- 0		9- 0		
6- 6	0- 0	0- 0		AWAY		0- 3		0- 0		6- 3		
6- 2	0- 0	0- 0		NEUTRAL		0- 0		0- 1		6- 1		
<hr/>												
9- 5	0- 0	0- 0		NON-CONFERENCE		0- 1		0- 1		9- 3		
3- 0	0- 0	0- 0		HOME		0- 0		0- 0		3- 0		
1- 3	0- 0	0- 0		AWAY		0- 1		0- 0		1- 2		
5- 2	0- 0	0- 0		NEUTRAL		0- 0		0- 1		5- 1		
<hr/>												
12- 4	0- 0	0- 0		CONFERENCE		0- 3		0- 0		12- 1		
6- 1	0- 0	0- 0		HOME		0- 1		0- 0		6- 0		
5- 3	0- 0	0- 0		AWAY		0- 2		0- 0		5- 1		
1- 0	0- 0	0- 0		NEUTRAL		0- 0		0- 0		1- 0		
<hr/>												
RPI S	Opponent	Score	RPI S	Opponent	Score	RPI S	Opponent	Score	RPI S	Opponent	Score	
						52 A	Colgate	0 3	128 N	St. John's (NY)	1 3	
						88 A	LIU Brooklyn	1 3	161 N	Cal Poly	0 3	
						88 A	LIU Brooklyn	0 3	229 A	Sacramento St.	1 3	
						88 H	LIU Brooklyn	0 3	235 N	Manhattan	3 1	
									238 A	Dartmouth	0 3	
									239 N	San Jose St.	3 0	
									261 A	Sacred Heart	3 2	
									261 H	Sacred Heart	3 1	
									261 N	Sacred Heart	3 0	
									274 N	Grand Canyon	3 2	
									281 A	Holy Cross	3 1	
									289 H	Fordham	3 2	
									292 H	Hartford	3 0	
									295 N	Binghamton	3 0	
									300 A	Robert Morris	3 1	
									300 H	Robert Morris	3 0	
									301 A	Saint Francis (PA)	3 0	
									301 H	Saint Francis (PA)	3 1	
									302 H	NJIT	3 1	
									311 N	Providence	3 1	
						312 A	Bryant	3 0	312 H	Bryant	3 1	
						88 A	LIU Brooklyn	0 3	320 A	St. Francis Brooklyn	2 3	
						261 N	Sacred Heart	3 0	320 H	St. Francis Brooklyn	3 0	
						320 H	St. Francis Brooklyn	3 0	324 A	Fairleigh Dickinson	3 0	
						88 H	LIU Brooklyn	0 3	301 A	Saint Francis (PA)	3 0	
						324 A	Fairleigh Dickinson	3 0	312 A	Bryant	3 0	
						LAST 10 GAMES						

Non-Div. I Games:

Central Conn. St.

Average RPI Win: 229		WON-LOST RECORD		WINNING PCT. RANK		LAST 10 GAMES		STRENGTH OF SCHEDULE		OPP. STRENGTH OF SCHEDULE		TEAM RPI		ADJ RPI		CONF. RPI		ADJ CONF. RPI	
DIV. I ONLY		14- 19		.42424 214		3- 7		142		161		198		.46385 203		14		14	
DIV. I NON-CONF.		9- 6		.6 118		0- 0		116		159		109		.53459 114		14		14	
TOTALS		RPI 1-25		RPI 26-50		W-L RECORDS		RPI 51-100		RPI 101-150		RPI 150+							
14- 19		0- 1		0- 2		OVERALL		1- 4		1- 6		12- 6							
6- 8		0- 0		0- 1		HOME		0- 3		0- 2		6- 2							
3- 9		0- 0		0- 1		AWAY		0- 1		0- 3		3- 4							
5- 2		0- 1		0- 0		NEUTRAL		1- 0		1- 1		3- 0							
9- 6		0- 1		0- 0		NON-CONFERENCE		1- 2		1- 2		7- 1							
3- 2		0- 0		0- 0		HOME		0- 2		0- 0		3- 0							
1- 2		0- 0		0- 0		AWAY		0- 0		0- 1		1- 1							
5- 2		0- 1		0- 0		NEUTRAL		1- 0		1- 1		3- 0							
5- 13		0- 0		0- 2		CONFERENCE		0- 2		0- 4		5- 5							
3- 6		0- 0		0- 1		HOME		0- 1		0- 2		3- 2							
2- 7		0- 0		0- 1		AWAY		0- 1		0- 2		2- 3							
0- 0		0- 0		0- 0		NEUTRAL		0- 0		0- 0		0- 0							
RPI	S	Opponent		Score		RPI	S	Opponent		Score		RPI	S	Opponent		Score			
11	N	Minnesota		1	3	42	A	Louisville		1	3	78	H	Northeastern		2	3		
						42	H	Louisville		0	3	82	H	Pittsburgh		2	3		
												86	A	SMU		0	3		
												86	H	SMU		0	3		
												93	N	Duquesne		3	0		
												105	N	Southern Ill.		2	3		
												107	A	UCF		2	3		
												107	H	UCF		1	3		
												128	N	St. John's (NY)		3	0		
												136	A	South Fla.		0	3		
												136	H	South Fla.		0	3		
												144	A	IPFW		1	3		
												159	A	Georgia Tech		0	3		
												184	A	Temple		0	3		
												184	H	Temple		0	3		
												188	N	Rhode Island		3	2		
												196	A	Houston		0	3		
												196	H	Houston		2	3		
												206	N	New Hampshire		3	1		
												218	N	Troy		3	2		
												225	A	Memphis		2	3		
												225	H	Memphis		3	0		
												238	A	Dartmouth		3	0		
												240	H	Albany (NY)		3	0		
												261	H	Sacred Heart		3	2		
												270	A	Cincinnati		3	2		
												270	H	Cincinnati		3	2		
												285	A	Rutgers		3	0		
												285	H	Rutgers		3	1		
												292	H	Hartford		3	0		
				LAST 10 GAMES															
				270	A	Cincinnati	3	2	107	H	UCF	1	3	285	A	Rutgers	3	0	
				42	A	Louisville	1	3	136	H	South Fla.	0	3	285	H	Rutgers	3	1	
				184	H	Temple	0	3	86	A	SMU	0	3	292	H	Hartford	3	0	
				225	H	Memphis	3	0	196	A	Houston	0	3						
				285	A	Rutgers	3	0	42	H	Louisville	0	3						

Non-Div. I Games:

UConn

Average RPI Win:	229	WON-LOST	WINNING	LAST 10	STRENGTH OF	OPP. STRENGTH	TEAM	ADJ	CONF.	ADJ CONF.	
Average RPI Loss:	137	RECORD	PCT. RANK	GAMES	SCHEDULE	OF SCHEDULE	RPI	RPI	RPI	RPI	
DIV. I ONLY	14- 17	.45161	201	5- 5	170	203	201	.46315	204	20	20
DIV. I NON-CONF.	5- 8	.38462	229	0- 1	155	157	199	.4635	199	22	22
<hr/>											
TOTALS	RPI 1-25	RPI 26-50		W-L RECORDS		RPI 51-100		RPI 101-150		RPI 150+	
14- 17	0- 1	1- 2		OVERALL		1- 4		1- 4		11- 6	
7- 5	0- 0	0- 0		HOME		0- 1		0- 2		7- 2	
5- 8	0- 0	0- 2		AWAY		0- 1		1- 1		4- 4	
2- 4	0- 1	1- 0		NEUTRAL		1- 2		0- 1		0- 0	
<hr/>											
5- 8	0- 1	1- 1		NON-CONFERENCE		0- 1		0- 3		4- 2	
3- 2	0- 0	0- 0		HOME		0- 0		0- 1		3- 1	
1- 3	0- 0	0- 1		AWAY		0- 0		0- 1		1- 1	
1- 3	0- 1	1- 0		NEUTRAL		0- 1		0- 1		0- 0	
<hr/>											
9- 9	0- 0	0- 1		CONFERENCE		1- 3		1- 1		7- 4	
4- 3	0- 0	0- 0		HOME		0- 1		0- 1		4- 1	
4- 5	0- 0	0- 1		AWAY		0- 1		1- 0		3- 3	
1- 1	0- 0	0- 0		NEUTRAL		1- 1		0- 0		0- 0	
<hr/>											
RPI S	Opponent	Score		RPI S	Opponent	Score		RPI S	Opponent	Score	
4 N	Missouri	0	3	34 N	Alabama	3	0	58 N	North Carolina St.	1	3
				44 A	Central Ark.	1	3	97 A	Oral Roberts	0	3
				46 A	UTSA	0	3	97 N	Oral Roberts	3	1
								98 H	Northwestern St.	1	3
								98 N	Northwestern St.	0	3
					</						

Non-Div. I Games: Incarnate Word 1 3 Abilene Christian 3 2

Houston Baptist

Average RPI Win: 233		WON-LOST	WINNING	LAST 10	STRENGTH OF		OPP. STRENGTH	TEAM	ADJ	CONF.	ADJ CONF.		
Average RPI Loss: 150		RECORD	PCT. RANK	GAMES	SCHEDULE		OF SCHEDULE	RPI	RPI	RPI	RPI		
DIV. I ONLY		19- 14	.57576	122	4- 6		276	230	202	.46174	205	15	15
DIV. I NON-CONF.		10- 4	.71429	70	0- 0		316	287	208	.45838	205	15	15
TOTALS		RPI 1-25	RPI 26-50		W-L RECORDS		RPI 51-100		RPI 101-150		RPI 150+		
19- 14	0- 0	0- 1		OVERALL		1- 1		2- 4		16- 8			
8- 4	0- 0	0- 0		HOME		1- 0		1- 1		6- 3			
5- 9	0- 0	0- 1		AWAY		0- 1		1- 2		4- 5			
6- 1	0- 0	0- 0		NEUTRAL		0- 0		0- 1		6- 0			
10- 4	0- 0	0- 1		NON-CONFERENCE		0- 0		0- 1		10- 2			
2- 1	0- 0	0- 0		HOME		0- 0		0- 0		2- 1			
2- 3	0- 0	0- 1		AWAY		0- 0		0- 1		2- 1			
6- 0	0- 0	0- 0		NEUTRAL		0- 0		0- 0		6- 0			
9- 10	0- 0	0- 0		CONFERENCE		1- 1		2- 3		6- 6			
6- 3	0- 0	0- 0		HOME		1- 0		1- 1		4- 2			
3- 6	0- 0	0- 0		AWAY		0- 1		1- 1		2- 4			
0- 1	0- 0	0- 0		NEUTRAL		0- 0		0- 1		0- 0			
RPI S	Opponent	Score	RPI S	Opponent	Score	RPI S	Opponent	Score	RPI S	Opponent	Score		
			32 A	Georgia	0 3	59 A	Western Ky.	0 3	104 A	Texas St.	0 3		
						59 H	Western Ky.	3 2	104 H	Texas St.	0 3		
									104 N	Texas St.	1 3		
									113 A	Ole Miss	1 3		
									125 A	UALR	3 1		
									125 H	UALR	3 1		
									160 A	Texas-Arlington	0 3		
									160 H	Texas-Arlington	2 3		
									166 N	UNC Greensboro	3 0		
									170 A	Arkansas St.	3 0		
									170 H	Arkansas St.	3 0		
									178 N	Southern Miss.	3 2		
									191 A	South Ala.	1 3		
									191 H	South Ala.	1 3		
									196 H	Houston	1 3		
									204 A	Houston Baptist	0 3		
									218 A	Troy	0 3		
									218 H	Troy	3 0		
									254 N	North Florida	3 0		
									260 A	Georgia St.	1 3		
									260 H	Georgia St.	3 2		
			LAST 10 GAMES						277 N	Tex.-Pan American	3 1		
			104 N	Texas St.	1 3	288 A	La.-Monroe	3 0	288 A	La.-Monroe	3 0		
			125 H	UALR	3 1	170 H	Arkansas St.	3 0	288 H	La.-Monroe	3 0		
			160 H	Texas-Arlington	2 3	218 H	Troy	3 0	290 N	Chattanooga	3 1		
			104 H	Texas St.	0 3	191 A	South Ala.	1 3	293 N	Neb. Omaha	3 0		
			59 A	Western Ky.	0 3	260 A	Georgia St.	1 3	294 H	Nicholls St.	3 1		

Non-Div. I Games:

La.-Lafayette

RPI	S	Opponent	Score	
309	A	Jackson St.	3	0
332	A	Alcorn	3	0
332	H	Alcorn	3	0

La.-Lafayette

L
a
.
-
L
a
f
a
y
e
t
t
e

L
a
.
-
L
a
f
a
y
e
t
t
e

Average RPI Win:		260	WON-LOST RECORD		WINNING PCT. RANK		LAST 10 GAMES		STRENGTH OF SCHEDULE		OPP. STRENGTH OF SCHEDULE		TEAM RPI		ADJ RPI		CONF. RPI		ADJ CONF. RPI	
DIV. I ONLY			20- 12		.625 85		9- 1		275		282		191		.46109 206		29		29	
DIV. I NON-CONF.			6- 10		.375 234		0- 0		202		162		224		.43423 230		28		28	
TOTALS		RPI 1-25		RPI 26-50		W-L RECORDS		RPI 51-100		RPI 101-150		RPI 150+								
20- 12		0- 1		0- 0		OVERALL		0- 2		2- 2		18- 7								
12- 1		0- 0		0- 0		HOME		0- 1		1- 0		11- 0								
7- 5		0- 0		0- 0		AWAY		0- 1		1- 1		6- 3								
1- 6		0- 1		0- 0		NEUTRAL		0- 0		0- 1		1- 4								
6- 10		0- 1		0- 0		NON-CONFERENCE		0- 2		2- 2		4- 5								
3- 1		0- 0		0- 0		HOME		0- 1		1- 0		2- 0								
2- 3		0- 0		0- 0		AWAY		0- 1		1- 1		1- 1								
1- 6		0- 1		0- 0		NEUTRAL		0- 0		0- 1		1- 4								
14- 2		0- 0		0- 0		CONFERENCE		0- 0		0- 0		14- 2								
9- 0		0- 0		0- 0		HOME		0- 0		0- 0		9- 0								
5- 2		0- 0		0- 0		AWAY		0- 0		0- 0		5- 2								
0- 0		0- 0		0- 0		NEUTRAL		0- 0		0- 0		0- 0								
RPI	S	Opponent		Score		RPI	S	Opponent		Score		RPI	S	Opponent		Score				
11	N	Minnesota		0 3								128	H	St. John's (NY)		3 0				
								70 H Missouri St.		0 3				132 A Maryland		0 3				
								78 A Northeastern		1 3				141 N Villanova		0 3				
														142 A Lehigh		3 2				
														164 A Harvard		3 2				
														188 N Rhode Island		0 3				
														188 N Rhode Island		2 3				
														203 N UConn		1 3				
														220 H Brown		3 2				
														228 A UMBC		3 1				
														228 H UMBC		3 2				
														228 H UMBC		3 0				
														238 A Dartmouth		1 3				
														240 A Albany (NY)		0 3				
														240 H Albany (NY)		3 2				
														262 A Stony Brook		2 3				
														262 H Stony Brook		3 0				
														262 H Stony Brook		3 0				
														265 N George Mason		1 3				
														292 A Hartford		3 0				
														292 H Hartford		3 0				
														295 A Binghamton		3 1				
														295 H Binghamton		3 2				
														311 A Providence		3 0				
														292 A Hartford		3 0				
														311 H Providence		3 0				
														312 H Bryant		3 0				
														325 N Saint Peter's		3 0				

Non-Div. I Games:

New Hampshire

RPI	S	Opponent	Score	
329	A	UMass Lowell	3	0
329	H	UMass Lowell	3	0

New Hampshire

N
e
w
H
a
m
p
s
h
i
r
e

N
e
w
H
a
m
p
s
h
i
r
e

Average RPI Win:		240	WON-LOST RECORD		WINNING PCT. RANK		LAST 10 GAMES		STRENGTH OF SCHEDULE		OPP. STRENGTH OF SCHEDULE		TEAM RPI		ADJ RPI		CONF. RPI		ADJ CONF. RPI	
DIV. I ONLY			13- 22		.37143 249		4- 6		106		187		199		.46098 207		24		26	
DIV. I NON-CONF.			3- 14		.17647 289		0- 1		65		108		218		.45168 214		26		25	
TOTALS		RPI 1-25		RPI 26-50		W-L RECORDS		RPI 51-100		RPI 101-150		RPI 150+								
13- 22		0- 1		0- 1		OVERALL		0- 9		1- 3		12- 8								
5- 4		0- 0		0- 0		HOME		0- 1		0- 0		5- 3								
4- 10		0- 1		0- 0		AWAY		0- 3		0- 1		4- 5								
4- 8		0- 0		0- 1		NEUTRAL		0- 5		1- 2		3- 0								
3- 14		0- 1		0- 1		NON-CONFERENCE		0- 7		1- 3		2- 2								
0- 1		0- 0		0- 0		HOME		0- 1		0- 0		0- 0								
0- 5		0- 1		0- 0		AWAY		0- 1		0- 1		0- 2								
3- 8		0- 0		0- 1		NEUTRAL		0- 5		1- 2		2- 0								
10- 8		0- 0		0- 0		CONFERENCE		0- 2		0- 0		10- 6								
5- 3		0- 0		0- 0		HOME		0- 0		0- 0		5- 3								
4- 5		0- 0		0- 0		AWAY		0- 2		0- 0		4- 3								
1- 0		0- 0		0- 0		NEUTRAL		0- 0		0- 0		1- 0								
RPI	S	Opponent		Score		RPI	S	Opponent		Score		RPI	S	Opponent		Score				
4	A	Missouri		0 3		35	N	Wichita St.		0 3		51	N	Miami (FL)		1 3				
												53	N	VCU		0 3				
												64	N	Ball St.		0 3				
												66	N	Virginia Tech		0 3				
												76	N	East Tenn. St.		1 3				
												84	A	Middle Tenn.		2 3				
												84	H	Middle Tenn.		0 3				
												95	A	Morehead St.		2 3				
												95	A	Morehead St.		1 3				
														181 A Tennessee		0 3				
														185 H Eastern Ky.		3 0				
														186 A Eastern Ill.		2 3				
														186 H Eastern Ill.		1 3				
														225 A Memphis		1 3				
														236 A Murray St.		3 2				
														236 H Murray St.		3 2				
														237 A Jacksonville St.		2 3				
														251 H Tennessee St.		3 0				
														253 A SIU Edwardsville		3 1				
														253 H SIU Edwardsville		0 3				
														291 A UT Martin		3 2				
														291 H UT Martin		3 0				
														298 A Tennessee Tech		3 1				
														305 N Citadel		3 0				
														323 N La Salle		3 0				
LAST 10 GAMES																				
						95	A	Morehead St.		2 3		291	A	UT Martin		3 2				
						168	N	Southeast Mo. St.		3 1		84	H	Middle Tenn.		0 3				
						95	A	Morehead St.		1 3		177	H	Belmont		0 3				
						236	A	Murray St.		3 2		251	H	Tennessee St.		3 0				
						168	A	Southeast Mo. St.		0 3		186	H	Eastern Ill.		1 3				

Non-Div. I Games:

Austin Peay

Average RPI Win:	186	WON-LOST	WINNING	LAST 10	STRENGTH OF	OPP. STRENGTH	TEAM	ADJ	CONF.	ADJ CONF.			
Average RPI Loss:	80	RECORD	PCT. RANK	GAMES	SCHEDULE	OF SCHEDULE	RPI	RPI	RPI	RPI			
DIV. I ONLY		9- 20	.31034	266	2- 8	93	50	196	.46011	208	3	3	
DIV. I NON-CONF.		6- 7	.46154	189	0- 1	273	204	234	.41887	251	4	4	
<hr/>													
TOTALS	RPI 1-25	RPI 26-50		W-L RECORDS		RPI 51-100		RPI 101-150		RPI 150+			
9- 20	0- 8	0- 0		OVERALL		3- 7		1- 1		5- 4			
3- 9	0- 4	0- 0		HOME		2- 3		0- 0		1- 2			
3- 8	0- 4	0- 0		AWAY		1- 4		1- 0		1- 0			
3- 3	0- 0	0- 0		NEUTRAL		0- 0		0- 1		3- 2			
<hr/>													
6- 7	0- 0	0- 0		NON-CONFERENCE		0- 2		1- 1		5- 4			
1- 3	0- 0	0- 0		HOME		0- 1		0- 0		1- 2			
2- 1	0- 0	0- 0		AWAY		0- 1		1- 0		1- 0			
3- 3	0- 0	0- 0		NEUTRAL		0- 0		0- 1		3- 2			
<hr/>													
3- 13	0- 8	0- 0		CONFERENCE		3- 5		0- 0		0- 0			
2- 6	0- 4	0- 0		HOME		2- 2		0- 0		0- 0			
1- 7	0- 4	0- 0		AWAY		1- 3		0- 0		0- 0			
0- 0	0- 0	0- 0		NEUTRAL		0- 0		0- 0		0- 0			
<hr/>													
RPI S	Opponent	Score	RPI S	Opponent	Score	RPI S	Opponent	Score	RPI S	Opponent	Score		
2	A Texas	0 3				56	A Kansas St.	0 3	104	A Texas St.	3 2		
2	H Texas	0 3				56	H Kansas St.	3 1	129	N South Dakota	1 3		
13	A Kansas	0 3				67	A Washington St.	0 3	187	H Cal St. Fullerton	0 3		
13	H Kansas	0 3				68	H New Mexico	0 3	195	H Montana	0 3		
18	A Oklahoma	1 3				74	A West Virginia	2 3	195	N Montana	3 1		
18	H Oklahoma	1 3				74	H West Virginia	1 3	215	N Seattle	0 3		
23	A Iowa St.	2 3				90	A TCU	3 2	230	N Eastern Wash.	1 3		
23	H Iowa St.	0 3				90	H TCU	3 0	273	H Nevada	3 0		
						92	A Baylor	0 3	274	N Grand Canyon	3 1		
						92	H Baylor	1 3	286	N UC Riverside	3 0		
									304	A Weber St.	3 1		
<hr/>													
LAST 10 GAMES													
90 H TCU					3	0	56 H Kansas St.					3	1
13 A Kansas					0	3	74 A West Virginia					2	3
18 H Oklahoma					1	3	23 A Iowa St.					2	3
2 H Texas					0	3	92 H Baylor					1	3
92 A Baylor					0	3	68 H New Mexico					0	3

Non-Div. I Games:	Abilene Christian	1	3	Incarnate Word	2	3	Abilene Christian	3	0
-------------------	-------------------	---	---	----------------	---	---	-------------------	---	---

Texas Tech

Average RPI Win:	258	WON-LOST RECORD	WINNING PCT. RANK	LAST 10 GAMES	STRENGTH OF SCHEDULE	OPP. STRENGTH OF SCHEDULE	TEAM RPI	ADJ RPI	CONF. RPI	ADJ CONF. RPI		
DIV. I ONLY		18- 13	.58065	119	3- 7	286	236	208	.4593	209	19	19
DIV. I NON-CONF.		10- 4	.71429	70	0- 0	325	267	217	.44794	218	25	26
<hr/>												
TOTALS	RPI 1-25	RPI 26-50		W-L RECORDS		RPI 51-100		RPI 101-150		RPI 150+		
18- 13	0- 0	0- 0		OVERALL		0- 2		1- 5		17- 6		
7- 5	0- 0	0- 0		HOME		0- 1		0- 2		7- 2		
5- 7	0- 0	0- 0		AWAY		0- 1		1- 2		4- 4		
6- 1	0- 0	0- 0		NEUTRAL		0- 0		0- 1		6- 0		
<hr/>												
10- 4	0- 0	0- 0		NON-CONFERENCE		0- 0		0- 2		10- 2		
3- 1	0- 0	0- 0		HOME		0- 0		0- 0		3- 1		
1- 3	0- 0	0- 0		AWAY		0- 0		0- 2		1- 1		
6- 0	0- 0	0- 0		NEUTRAL		0- 0		0- 0		6- 0		
<hr/>												
8- 9	0- 0	0- 0		CONFERENCE		0- 2		1- 3		7- 4		
4- 4	0- 0	0- 0		HOME		0- 1		0- 2		4- 1		
4- 4	0- 0	0- 0		AWAY		0- 1		1- 0		3- 3		
0- 1	0- 0	0- 0		NEUTRAL		0- 0		0- 1		0- 0		
<hr/>												
RPI S	Opponent	Score	RPI S	Opponent	Score	RPI S	Opponent	Score	RPI S	Opponent	Score	
						73 A Ga. Southern	1	3	109 A Samford	3	2	
						73 H Ga. Southern	0	3	109 H Samford	1	3	
									109 N Samford	0	3	
									121 H Furman	1	3	
									126 A South Carolina	0	3	
									146 A UNC Wilmington	1	3	
									153 A Appalachian St.	0	3	
									153 H Appalachian St.	3	1	
									166 A UNC Greensboro	0	3	
									194 A Davidson	3	1	
									194 H Davidson	3	2	
									214 A Elon	1	3	
									225 A Memphis	3	2	
									231 H Boston College	3	1	
									242 H UNC Asheville	0	3	
									258 H Wofford	2	3	
									264 N Southeastern La.	3	0	
									269 N Presbyterian	3	0	
									276 A Gardner-Webb	1	3	
									284 N Alabama A&M	3	0	
									290 A Chattanooga	3	0	
									290 H Chattanooga	3	0	
									296 H Wright St.	3	0	
									300 N Robert Morris	3	0	
									305 A Citadel	3	0	
									305 H Citadel	3	0	
			306 H USC Upstate	3	1							
<hr/>												
			LAST 10 GAMES									
			109 N Samford			0	3	214 A Elon			1	3
			305 A Citadel			3	0	166 A UNC Greensboro			0	3
			73 A Ga. Southern			1	3	153 A Appalachian St.			0	3
			290 H Chattanooga			3	0	194 A Davidson			3	1
			109 H Samford			1	3	73 H Ga. Southern			0	3

Non-Div. I Games:

Western Caro.

RPI	S	Opponent	Score	
307	N	Mercer	3	0
314	N	N.C. A&T	3	0

Western Caro.

W
e
s
t
e
r
n
C
a
r
o
.

W
e
s
t
e
r
n
C
a
r
o
.

Average RPI Win:	251	WON-LOST	WINNING	LAST 10		STRENGTH OF	OPP. STRENGTH	TEAM		ADJ	CONF.	ADJ CONF.			
Average RPI Loss:	131	RECORD	PCT. RANK	GAMES		SCHEDULE	OF SCHEDULE	RPI		RPI	RPI	RPI			
DIV. I ONLY		13- 17	.43333	207	5- 5	162	231	210		.45622	210	22	23		
DIV. I NON-CONF.		5- 6	.45455	197	0- 1	111	212	154		.49314	160	23	24		
<hr/>															
TOTALS	RPI 1-25	RPI 26-50		W-L RECORDS		RPI 51-100		RPI 101-150		RPI 150+					
13- 17	0- 0	0- 1		OVERALL		0- 8		1- 1		12- 7					
10- 4	0- 0	0- 0		HOME		0- 4		1- 0		9- 0					
2- 10	0- 0	0- 1		AWAY		0- 3		0- 1		2- 5					
1- 3	0- 0	0- 0		NEUTRAL		0- 1		0- 0		1- 2					
<hr/>															
5- 6	0- 0	0- 1		NON-CONFERENCE		0- 1		1- 1		4- 3					
4- 0	0- 0	0- 0		HOME		0- 0		1- 0		3- 0					
0- 3	0- 0	0- 1		AWAY		0- 0		0- 1		0- 1					
1- 3	0- 0	0- 0		NEUTRAL		0- 1		0- 0		1- 2					
<hr/>															
8- 11	0- 0	0- 0		CONFERENCE		0- 7		0- 0		8- 4					
6- 4	0- 0	0- 0		HOME		0- 4		0- 0		6- 0					
2- 7	0- 0	0- 0		AWAY		0- 3		0- 0		2- 4					
0- 0	0- 0	0- 0		NEUTRAL		0- 0		0- 0		0- 0					
<hr/>															
RPI	S	Opponent	Score	RPI	S	Opponent	Score	RPI	S	Opponent	Score				
				32	A	Georgia	0 3	69	A	Lipscomb	1 3	109	H	Samford	3 1
								69	H	Lipscomb	1 3	113	A	Ole Miss	0 3
								69	H	Lipscomb	0 3	157	A	Radford	1 3
								73	N	Ga. Southern	0 3	162	A	FGCU	1 3
								76	A	East Tenn. St.	0 3	162	H	FGCU	3 0
								76	H	East Tenn. St.	1 3	170	N	Arkansas St.	2 3
								89	A	Jacksonville	0 3	185	N	Eastern Ky.	2 3
								89	H	Jacksonville	1 3	198	H	Coastal Caro.	3 1
												233	A	Northern Ky.	2 3
												233	H	Northern Ky.	3 1
												254	A	North Florida	3 0
												254	H	North Florida	3 2
												257	A	Stetson	1 3
												257	H	Stetson	3 2
												262	H	Stony Brook	3 1
												298	H	Tennessee Tech	3 2
												306	A	USC Upstate	0 3
												306	H	USC Upstate	3 0
												307	A	Mercer	3 2
												307	H	Mercer	3 2
												314	N	N.C. A&T	3 0
<hr/>															
LAST 10 GAMES															
				32	A	Georgia	0 3	233	H	Northern Ky.	3 1				
				69	H	Lipscomb	1 3	69	H	Lipscomb	0 3				
				307	H	Mercer	3 2	76	A	East Tenn. St.	0 3				
				89	A	Jacksonville	0 3	162	H	FGCU	3 0				
				254	A	North Florida	3 0	257	H	Stetson	3 2				

Non-Div. I Games:

Kennesaw St.

Average RPI Win: 279		WON-LOST RECORD		WINNING PCT. RANK		LAST 10 GAMES		STRENGTH OF SCHEDULE		OPP. STRENGTH OF SCHEDULE		TEAM RPI		ADJ RPI		CONF. RPI		ADJ CONF. RPI	
DIV. I ONLY		14- 14		.5 169		6- 4		224		275		212		.45576 211		28		28	
DIV. I NON-CONF.		1- 9		.1 302		0- 0		90		79		257		.42207 246		29		29	
TOTALS		RPI 1-25		RPI 26-50		W-L RECORDS		RPI 51-100		RPI 101-150		RPI 150+							
14- 14		0- 1		0- 2		OVERALL		0- 1		0- 2		14- 8							
7- 2		0- 0		0- 0		HOME		0- 0		0- 0		7- 2							
6- 8		0- 0		0- 1		AWAY		0- 1		0- 1		6- 5							
1- 4		0- 1		0- 1		NEUTRAL		0- 0		0- 1		1- 1							
1- 9		0- 1		0- 2		NON-CONFERENCE		0- 1		0- 2		1- 3							
0- 0		0- 0		0- 0		HOME		0- 0		0- 0		0- 0							
0- 5		0- 0		0- 1		AWAY		0- 1		0- 1		0- 2							
1- 4		0- 1		0- 1		NEUTRAL		0- 0		0- 1		1- 1							
13- 5		0- 0		0- 0		CONFERENCE		0- 0		0- 0		13- 5							
7- 2		0- 0		0- 0		HOME		0- 0		0- 0		7- 2							
6- 3		0- 0		0- 0		AWAY		0- 0		0- 0		6- 3							
0- 0		0- 0		0- 0		NEUTRAL		0- 0		0- 0		0- 0							
RPI S	Opponent	Score		RPI S	Opponent	Score		RPI S	Opponent	Score		RPI S	Opponent	Score					
19 N	Florida St.	0	3	31 A	Texas A&M	0	3	56 A	Kansas St.	0	3	105 N	Southern Ill.	0	3				
				33 N	Michigan	0	3					128 A	St. John's (NY)	0	3				
												154 A	Fairfield	3	2				
												154 H	Fairfield	2	3				
												168 N	Southeast Mo. St.	0	3				
												172 A	Marist	1	3				
												172 H	Marist	2	3				
												201 A	Hofstra	0	3				
												223 A	Iona	0	3				
												223 H	Iona	3	2				
												235 A	Manhattan	0	3				
												235 H	Manhattan	3	0				
												250 N	Coppin St.	3	1				
												282 A	Canisius	3	2				
												282 H	Canisius	3	1				
												283 A	Rider	3	0				
												283 H	Rider	3	1				
												295 A	Binghamton	0	3				
												315 A	Niagara	3	0				
												315 H	Niagara	3	0				
												316 A	Quinnipiac	3	1				
												316 H	Quinnipiac	3	1				
												325 A	Saint Peter's	3	0				
												325 H	Saint Peter's	3	0				
LAST 10 GAMES																			
				325 H	Saint Peter's	3	0	223 A	Iona	0	3	325 A	Saint Peter's	3	0				
				283 H	Rider	3	1	235 A	Manhattan	0	3	325 H	Saint Peter's	3	0				
				315 H	Niagara	3	0	154 H	Fairfield	2	3								
				282 H	Canisius	3	1	316 H	Quinnipiac	3	1								
				172 A	Marist	1	3	283 A	Rider	3	0								

Non-Div. I Games:

Siena

Average RPI Win:		305	WON-LOST RECORD		WINNING PCT. RANK		LAST 10 GAMES		STRENGTH OF SCHEDULE		OPP. STRENGTH OF SCHEDULE		TEAM RPI		ADJ RPI		CONF. RPI		ADJ CONF. RPI	
DIV. I ONLY			15- 8		.65217 72		8- 2		316		307		225		.45494 212		31		32	
DIV. I NON-CONF.			4- 7		.36364 240		1- 1		66		197		161		.49405 159		31		31	
TOTALS		RPI 1-25		RPI 26-50		W-L RECORDS		RPI 51-100		RPI 101-150		RPI 150+								
15- 8		0- 0		0- 0		OVERALL		0- 4		0- 1		15- 3								
6- 1		0- 0		0- 0		HOME		0- 0		0- 0		6- 1								
6- 4		0- 0		0- 0		AWAY		0- 2		0- 0		6- 2								
3- 3		0- 0		0- 0		NEUTRAL		0- 2		0- 1		3- 0								
4- 7		0- 0		0- 0		NON-CONFERENCE		0- 4		0- 1		4- 2								
1- 1		0- 0		0- 0		HOME		0- 0		0- 0		1- 1								
1- 3		0- 0		0- 0		AWAY		0- 2		0- 0		1- 1								
2- 3		0- 0		0- 0		NEUTRAL		0- 2		0- 1		2- 0								
11- 1		0- 0		0- 0		CONFERENCE		0- 0		0- 0		11- 1								
5- 0		0- 0		0- 0		HOME		0- 0		0- 0		5- 0								
5- 1		0- 0		0- 0		AWAY		0- 0		0- 0		5- 1								
1- 0		0- 0		0- 0		NEUTRAL		0- 0		0- 0		1- 0								
RPI	S	Opponent		Score		RPI	S	Opponent		Score		RPI	S	Opponent		Score				
																</				

Non-Div. I Games:

Florida A&M

Average RPI Win: 223		WON-LOST RECORD	WINNING PCT. RANK	LAST 10 GAMES	STRENGTH OF SCHEDULE	OPP. STRENGTH OF SCHEDULE	TEAM RPI	ADJ RPI	CONF. RPI	ADJ CONF. RPI	
Average RPI Loss: 128											
DIV. I ONLY		11- 17	.39286 234	1- 9	168	129	217	.45414 213	13	12	
DIV. I NON-CONF.		8- 6	.57143 141	0- 0	203	152	150	.49455 158	13	13	
<hr/>											
TOTALS		RPI 1-25	RPI 26-50	W-L RECORDS	RPI 51-100	RPI 101-150	RPI 150+				
11- 17	0- 1	0- 1	OVERALL	0- 5	2- 5	9- 5					
3- 7	0- 0	0- 0	HOME	0- 2	1- 2	2- 3					
6- 7	0- 0	0- 0	AWAY	0- 3	1- 3	5- 1					
2- 3	0- 1	0- 1	NEUTRAL	0- 0	0- 0	2- 1					
<hr/>											
8- 6	0- 1	0- 1	NON-CONFERENCE	0- 1	2- 1	6- 2					
3- 0	0- 0	0- 0	HOME	0- 0	1- 0	2- 0					
3- 3	0- 0	0- 0	AWAY	0- 1	1- 1	2- 1					
2- 3	0- 1	0- 1	NEUTRAL	0- 0	0- 0	2- 1					
<hr/>											
3- 11	0- 0	0- 0	CONFERENCE	0- 4	0- 4	3- 3					
0- 7	0- 0	0- 0	HOME	0- 2	0- 2	0- 3					
3- 4	0- 0	0- 0	AWAY	0- 2	0- 2	3- 0					
0- 0	0- 0	0- 0	NEUTRAL	0- 0	0- 0	0- 0					
<hr/>											
RPI S	Opponent	Score	RPI S	Opponent	Score	RPI S	Opponent	Score	RPI S	Opponent	Score
15 N	Wisconsin	0 3	34 N	Alabama	1 3	65 A	Col. of Charleston	0 3	119 A	Clemson	3 1
						65 H	Col. of Charleston	0 3	121 H	Furman	3 2
						71 A	Pepperdine	0 3	141 A	Villanova	2 3
						78 A	Northeastern	1 3	146 A	UNC Wilmington	0 3
						78 H	Northeastern	1 3	146 H	UNC Wilmington	2 3
									150 A	James Madison	1 3
									150 H	James Madison	1 3
									169 A	Penn	2 3
									201 A	Hofstra	3 2
									201 H	Hofstra	0 3
									218 N	Troy	3 2
									219 A	William & Mary	3 2
									219 H	William & Mary	2 3
									221 A	Towson	3 0
									221 H	Towson	1 3
									223 N	Iona	0 3
									228 A	UMBC	3 2
									255 A	Loyola Maryland	3 0
									261 H	Sacred Heart	3 0
									285 H	Rutgers	3 2
									323 N	La Salle	3 0
			LAST 10 GAMES								
			65 H	Col. of Charleston	0 3	219 H	William & Mary	2 3			
			146 H	UNC Wilmington	2 3	150 H	James Madison	1 3			
			221 H	Towson	1 3	78 A	Northeastern	1 3			
			146 A	UNC Wilmington	0 3	201 A	Hofstra	3 2			
			65 A	Col. of Charleston	0 3	150 A	James Madison	1 3			

Non-Div. I Games:

Delaware

Average RPI Win: 253		WON-LOST RECORD	WINNING PCT. RANK	LAST 10 GAMES	STRENGTH OF SCHEDULE	OPP. STRENGTH OF SCHEDULE	TEAM RPI	ADJ RPI	CONF. RPI	ADJ CONF. RPI		
Average RPI Loss: 157												
DIV. I ONLY		16- 17	.48485 181	4- 6	207	269	209	.45359 214	19	19		
DIV. I NON-CONF.		9- 7	.5625 148	0- 0	251	289	204	.45402 211	25	26		
<hr/>												
TOTALS		RPI 1-25	RPI 26-50		W-L RECORDS		RPI 51-100		RPI 101-150		RPI 150+	
16- 17		0- 0	0- 0		OVERALL		0- 3		1- 4		15- 10	
8- 5		0- 0	0- 0		HOME		0- 1		1- 0		7- 4	
6- 7		0- 0	0- 0		AWAY		0- 1		0- 3		6- 3	
2- 5		0- 0	0- 0		NEUTRAL		0- 1		0- 1		2- 3	
<hr/>												
9- 7		0- 0	0- 0		NON-CONFERENCE		0- 0		0- 2		9- 5	
4- 1		0- 0	0- 0		HOME		0- 0		0- 0		4- 1	
3- 2		0- 0	0- 0		AWAY		0- 0		0- 1		3- 1	
2- 4		0- 0	0- 0		NEUTRAL		0- 0		0- 1		2- 3	
<hr/>												
7- 10		0- 0	0- 0		CONFERENCE		0- 3		1- 2		6- 5	
4- 4		0- 0	0- 0		HOME		0- 1		1- 0		3- 3	
3- 5		0- 0	0- 0		AWAY		0- 1		0- 2		3- 2	
0- 1		0- 0	0- 0		NEUTRAL		0- 1		0- 0		0- 0	
<hr/>												
RPI S	Opponent	Score	RPI S	Opponent	Score	RPI S	Opponent	Score	RPI S	Opponent	Score	
						73 A Ga. Southern		1 3	107 A UCF		0 3	
						73 H Ga. Southern		0 3	109 A Samford		0 3	
						73 N Ga. Southern		0 3	121 A Furman		1 3	
									121 H Furman		3 2	
									146 N UNC Wilmington		0 3	
									151 N George Washington		2 3	
									153 H Appalachian St.		0 3	
									157 H Radford		3 2	
									166 A UNC Greensboro		1 3	
									166 H UNC Greensboro		0 3	
									183 N Stephen F. Austin		2 3	
									194 A Davidson		3 0	
									194 H Davidson		2 3	
									200 A High Point		2 3	
									209 H Western Caro.		3 1	
									226 A Navy		3 0	
									232 H East Carolina		0 3	
									234 H Campbell		3 0	
									251 N Tennessee St.		3 1	
									252 A Charlotte		3 1	
									258 A Wofford		1 3	
									258 H Wofford		3 2	
									267 N Ill.-Chicago		1 3	
									276 H Gardner-Webb		3 2	
									290 A Chattanooga		3 2	
			305 A Citadel		3 2							
			305 H Citadel		3 0							
<hr/>												
			LAST 10 GAMES									
			73 N Ga. Southern			0 3	209 H Western Caro.		3 1	267 N Ill.-Chicago		1 3
			194 H Davidson			2 3	153 H Appalachian St.		0 3	276 H Gardner-Webb		3 2
			166 H UNC Greensboro			0 3	258 H Wofford		3 2	290 A Chattanooga		3 2
			121 A Furman			1 3	121 H Furman		3 2	305 A Citadel		3 2
			258 A Wofford			1 3	290 A Chattanooga		3 2	305 H Citadel		3 0

Non-Div. I Games:

Elon

RPI	S	Opponent	Score	
314	A	N.C. A&T	3	0
322	N	South Carolina St.	3	0
326	H	N.C. Central	3	0

Elon

E
l
o
n

E
l
o
n

Average RPI Win: 241		WON-LOST RECORD		WINNING PCT. RANK		LAST 10 GAMES		STRENGTH OF SCHEDULE		OPP. STRENGTH OF SCHEDULE		TEAM RPI		ADJ RPI		CONF. RPI		ADJ CONF. RPI	
DIV. I ONLY		13- 20		.39394 233		4- 6		200		164		223		.45115 215		26		24	
DIV. I NON-CONF.		3- 12		.2 286		0- 0		177		68		262		.4142 258		24		23	
TOTALS		RPI 1-25		RPI 26-50		W-L RECORDS		RPI 51-100		RPI 101-150		RPI 150+							
13- 20		0- 2		0- 2		OVERALL		0- 5		1- 6		12- 5							
6- 3		0- 0		0- 0		HOME		0- 1		1- 1		5- 1							
3- 13		0- 2		0- 1		AWAY		0- 3		0- 3		3- 4							
4- 4		0- 0		0- 1		NEUTRAL		0- 1		0- 2		4- 0							
3- 12		0- 2		0- 2		NON-CONFERENCE		0- 3		0- 2		3- 3							
0- 1		0- 0		0- 0		HOME		0- 0		0- 0		0- 1							
0- 8		0- 2		0- 1		AWAY		0- 2		0- 1		0- 2							
3- 3		0- 0		0- 1		NEUTRAL		0- 1		0- 1		3- 0							
10- 8		0- 0		0- 0		CONFERENCE		0- 2		1- 4		9- 2							
6- 2		0- 0		0- 0		HOME		0- 1		1- 1		5- 0							
3- 5		0- 0		0- 0		AWAY		0- 1		0- 2		3- 2							
1- 1		0- 0		0- 0		NEUTRAL		0- 0		0- 1		1- 0							
RPI	S	Opponent		Score		RPI	S	Opponent		Score		RPI	S	Opponent		Score			
5	A	Washington		0	3	41	A	Cal St. Northridge		0	3	65	N	Col. of Charleston		1	3		
25	A	Oregon		0	3	49	N	Arizona St.		0	3	67	A	Washington St.		0	3		
												80	A	Long Beach St.		0	3		
												91	A	New Mexico St.		1	3		
												91	H	New Mexico St.		1	3		
														134 A Bakersfield		0	3		
														134 H Bakersfield		1	3		
														134 N Bakersfield		1	3		
														139 A Idaho		1	3		
														139 H Idaho		3	1		
														152 A Gonzaga		0	3		
														155 A UMKC		1	3		
														155 H UMKC		3	0		
														165 A Utah Valley		0	3		
														165 H Utah Valley		3	2		
														165 N Utah Valley		3	2		
														208 N Texas Tech		3	0		
														230 H Eastern Wash.		0	3		
														273 N Nevada		3	0		
														274 A Grand Canyon		3	1		
														274 H Grand Canyon		3	1		
														277 A Tex.-Pan American		3	1		
														277 H Tex.-Pan American		3	1		
														286 N UC Riverside		3	0		
														304 A Weber St.		0	3		
														317 A Chicago St.		3	1		
														317 H Chicago St.		3	1		
LAST 10 GAMES																			
						134	N	Bakersfield		1	3	91	H	New Mexico St.		1	3		
						165	N	Utah Valley		3	2	277	H	Tex.-Pan American		3	1		
						317	A	Chicago St.		3	1	165	A	Utah Valley		0	3		
						155	A	UMKC		1	3	134	A	Bakersfield		0	3		
						139	A	Idaho		1	3	155	H	UMKC		3	0		

Non-Div. I Games:

Seattle

Average RPI Win: 201		WON-LOST	WINNING	LAST 10	STRENGTH OF		OPP. STRENGTH	TEAM	ADJ	CONF.	ADJ CONF.				
Average RPI Loss: 136		RECORD	PCT. RANK	GAMES	SCHEDULE		OF SCHEDULE	RPI	RPI	RPI	RPI				
DIV. I ONLY		12- 18	.4	230	2- 8		182	131	218	.45089	216	9	9		
DIV. I NON-CONF.		6- 7	.46154	189	0- 0		291	202	246	.41767	253	10	10		

TOTALS		RPI 1-25		RPI 26-50		W-L RECORDS		RPI 51-100		RPI 101-150		RPI 150+			
12- 18		0- 0		1- 2		OVERALL		0- 5		2- 5		9- 6			
7- 4		0- 0		1- 0		HOME		0- 2		1- 2		5- 0			
2- 10		0- 0		0- 1		AWAY		0- 3		0- 3		2- 3			
3- 4		0- 0		0- 1		NEUTRAL		0- 0		1- 0		2- 3			
6- 7		0- 0		0- 0		NON-CONFERENCE		0- 0		1- 2		5- 5			
3- 0		0- 0		0- 0		HOME		0- 0		0- 0		3- 0			
0- 4		0- 0		0- 0		AWAY		0- 0		0- 2		0- 2			
3- 3		0- 0		0- 0		NEUTRAL		0- 0		1- 0		2- 3			
6- 11		0- 0		1- 2		CONFERENCE		0- 5		1- 3		4- 1			
4- 4		0- 0		1- 0		HOME		0- 2		1- 2		2- 0			
2- 6		0- 0		0- 1		AWAY		0- 3		0- 1		2- 1			
0- 1		0- 0		0- 1		NEUTRAL		0- 0		0- 0		0- 0			
RPI	S	Opponent	Score	RPI	S	Opponent	Score	RPI	S	Opponent	Score	RPI	S	Opponent	Score
				40	A	Ohio	0 3	64	H	Ball St.	1 3	105	N	Southern Ill.	3 0
				40	H	Ohio	3 1	75	A	Northern Ill.	0 3	106	H	Toledo	1 3
				40	N	Ohio	0 3	85	A	Bowling Green	1 3	122	A	Marshall	2 3
								85	H	Bowling Green	1 3	130	A	Indiana	1 3
								96	A	Western Mich.	0 3	133	H	Eastern Mich.	1 3
												143	A	Buffalo	1 3
												143	H	Buffalo	3 2
												175	A	Miami (OH)	1 3
												175	H	Miami (OH)	3 0
												185	N	Eastern Ky.	3 2
												186	H	Eastern Ill.	3 1
												187	A	Cal St. Fullerton	0 3
												193	A	Youngstown St.	1 3
												199	A	Central Mich.	3 0
												219	N	William & Mary	2 3
												259	A	Akron	3 2
												259	H	Akron	3 2
												267	H	Ill.-Chicago	3 1
												276	N	Gardner-Webb	1 3
												285	N	Rutgers	0 3
												295	H	Binghamton	3 0
												300	N	Robert Morris	3 0
				LAST 10 GAMES											
				40	N	Ohio	0 3	259	H	Akron	3 2				
				133	H	Eastern Mich.	1 3	143	H	Buffalo	3 2				
				40	A	Ohio	0 3	75	A	Northern Ill.	0 3				
				85	A	Bowling Green	1 3	96	A	Western Mich.	0 3				
				175	A	Miami (OH)	1 3	106	H	Toledo	1 3				

Non-Div. I Games:

Kent St.

Average RPI Win:	186	WON-LOST	WINNING	LAST 10	STRENGTH OF	OPP. STRENGTH	TEAM	ADJ	CONF.	ADJ CONF.					
Average RPI Loss:	105	RECORD	PCT. RANK	GAMES	SCHEDULE	OF SCHEDULE	RPI	RPI	RPI	RPI					
DIV. I ONLY		8- 24	.25	285	3- 7	104	99	230	.44893	217	10	10			
DIV. I NON-CONF.		3- 9	.25	279	0- 0	88	80	207	.46455	198	9	9			
<hr/>															
TOTALS	RPI 1-25	RPI 26-50		W-L RECORDS		RPI 51-100		RPI 101-150		RPI 150+					
8- 24	0- 3	0- 1		OVERALL		2- 9		2- 8		4- 3					
6- 6	0- 1	0- 0		HOME		1- 3		2- 1		3- 1					
1- 13	0- 1	0- 0		AWAY		0- 5		0- 5		1- 2					
1- 5	0- 1	0- 1		NEUTRAL		1- 1		0- 2		0- 0					
<hr/>															
3- 9	0- 1	0- 1		NON-CONFERENCE		1- 2		0- 4		2- 1					
1- 1	0- 0	0- 0		HOME		0- 0		0- 0		1- 1					
1- 3	0- 0	0- 0		AWAY		0- 1		0- 2		1- 0					
1- 5	0- 1	0- 1		NEUTRAL		1- 1		0- 2		0- 0					
<hr/>															
5- 15	0- 2	0- 0		CONFERENCE		1- 7		2- 4		2- 2					
5- 5	0- 1	0- 0		HOME		1- 3		2- 1		2- 0					
0- 10	0- 1	0- 0		AWAY		0- 4		0- 3		0- 2					
0- 0	0- 0	0- 0		NEUTRAL		0- 0		0- 0		0- 0					
<hr/>															
RPI S	Opponent	Score		RPI S	Opponent	Score		RPI S	Opponent	Score					
6 N	Stanford	0	3	39 N	Yale	0	3	54 A	St. Mary's (CA)	0	3	108 N	UC Irvine	2	3
21 A	Colorado St.	0	3					68 A	New Mexico	0	3	117 A	San Francisco	0	3
21 H	Colorado St.	0	3					68 H	New Mexico	1	3	123 N	A&M-Corpus Christi	1	3
								80 N	Long Beach St.	3	2	131 A	UNLV	1	3
								81 A	Utah St.	1	3	131 H	UNLV	1	3
								81 H	Utah St.	1	3	137 A	Wyoming	1	3
								87 A	San Diego St.	0	3	137 H	Wyoming	3	1
								87 H	San Diego St.	1	3	140 A	Denver	1	3
								99 N	Army	2	3	145 A	Boise St.	0	3
								100 A	Fresno St.	1	3	145 H	Boise St.	3	1
								100 H	Fresno St.	3	0	165 H	Utah Valley	2	3
												226 A	Navy	3	2
												239 A	San Jose St.	1	3
												239 H	San Jose St.	3	0
												273 A	Nevada	1	3
												273 H	Nevada	3	0
												286 H	UC Riverside	3	0
<hr/>															
LAST 10 GAMES															
239 H San Jose St.				3 0				21 A Colorado St.				0 3			
100 H Fresno St.				3 0				137 A Wyoming				1 3			
81 A Utah St.				1 3				145 H Boise St.				3 1			
273 A Nevada				1 3				81 H Utah St.				1 3			
68 A New Mexico				0 3				131 A UNLV				1 3			

Non-Div. I Games:

Air Force

Average RPI Win: 209		WON-LOST RECORD		WINNING PCT. RANK		LAST 10 GAMES		STRENGTH OF SCHEDULE		OPP. STRENGTH OF SCHEDULE		TEAM RPI		ADJ RPI		CONF. RPI		ADJ CONF. RPI	
Average RPI Loss: 144																			
DIV. I ONLY		13- 21		.38235 241		4- 6		138		185		215		.44851 218		15		15	
DIV. I NON-CONF.		5- 9		.35714 244		0- 0		175		192		220		.44215 223		15		15	
TOTALS		RPI 1-25		RPI 26-50		W-L RECORDS		RPI 51-100		RPI 101-150		RPI 150+							
13- 21		0- 0		0- 1		OVERALL		2- 3		0- 7		11- 10							
8- 5		0- 0		0- 0		HOME		2- 1		0- 2		6- 2							
3- 10		0- 0		0- 0		AWAY		0- 2		0- 3		3- 5							
2- 6		0- 0		0- 1		NEUTRAL		0- 0		0- 2		2- 3							
5- 9		0- 0		0- 1		NON-CONFERENCE		1- 1		0- 3		4- 4							
2- 0		0- 0		0- 0		HOME		1- 0		0- 0		1- 0							
1- 3		0- 0		0- 0		AWAY		0- 1		0- 1		1- 1							
2- 6		0- 0		0- 1		NEUTRAL		0- 0		0- 2		2- 3							
8- 12		0- 0		0- 0		CONFERENCE		1- 2		0- 4		7- 6							
6- 5		0- 0		0- 0		HOME		1- 1		0- 2		5- 2							
2- 7		0- 0		0- 0		AWAY		0- 1		0- 2		2- 4							
0- 0		0- 0		0- 0		NEUTRAL		0- 0		0- 0		0- 0							
RPI S	Opponent	Score		RPI S	Opponent	Score		RPI S	Opponent	Score		RPI S	Opponent	Score					
				34 N	Alabama	1	3	59 A	Western Ky.	0	3	104 A	Texas St.	1	3				
								59 H	Western Ky.	3	0	104 H	Texas St.	1	3				
								59 H	Western Ky.	0	3	119 A	Clemson	1	3				
								62 A	Auburn	1	3	125 A	UALR	0	3				
								73 H	Ga. Southern	3	0	125 H	UALR	2	3				
												128 N	St. John's (NY)	0	3				
												148 N	Green Bay	1	3				
												159 A	Georgia Tech	3	1				
												160 A	Texas-Arlington	2	3				
												160 H	Texas-Arlington	2	3				
												160 H	Texas-Arlington	3	2				
												170 A	Arkansas St.	2	3				
												170 H	Arkansas St.	3	1				
												178 A	Southern Miss.	0	3				
												183 N	Stephen F. Austin	2	3				
												191 A	South Ala.	3	0				
												191 H	South Ala.	1	3				
												203 N	UConn	2	3				
												205 A	La.-Lafayette	0	3				
												205 H	La.-Lafayette	3	0				
												213 N	Delaware	2	3				
				LAST 10 GAMES								260 A	Georgia St.	3	1				
				160 H	Texas-Arlington	2	3	170 H	Arkansas St.	3	1	260 H	Georgia St.	3	1				
				59 H	Western Ky.	3	0	191 H	South Ala.	1	3	278 H	Alabama St.	3	0				
				59 A	Western Ky.	0	3	288 A	La.-Monroe	2	3	288 A	La.-Monroe	2	3				
				260 A	Georgia St.	3	1	205 A	La.-Lafayette	0	3	288 H	La.-Monroe	3	0				
				160 H	Texas-Arlington	3	2	104 H	Texas St.	1	3	307 N	Mercer	3	2				

Non-Div. I Games:

Troy

RPI	S	Opponent	Score	
309	N	Jackson St.	3	0

Troy

T
r
o
y

T
r
o
y

Average RPI Win:	191	WON-LOST RECORD	WINNING PCT. RANK	LAST 10 GAMES	STRENGTH OF SCHEDULE	OPP. STRENGTH OF SCHEDULE	TEAM RPI	ADJ RPI	CONF. RPI	ADJ CONF. RPI		
DIV. I ONLY		11- 21	.34375	254	4- 6	118	141	214	.44736	219	13	12
DIV. I NON-CONF.		5- 12	.29412	266	0- 1	160	145	227	.42938	237	13	13
<hr/>												
TOTALS	RPI 1-25	RPI 26-50		W-L RECORDS		RPI 51-100		RPI 101-150		RPI 150+		
11- 21	0- 0	0- 0		OVERALL		2- 8		1- 5		8- 8		
7- 5	0- 0	0- 0		HOME		1- 1		1- 1		5- 3		
2- 10	0- 0	0- 0		AWAY		0- 5		0- 2		2- 3		
2- 6	0- 0	0- 0		NEUTRAL		1- 2		0- 2		1- 2		
5- 12	0- 0	0- 0		NON-CONFERENCE		1- 5		0- 1		4- 6		
3- 2	0- 0	0- 0		HOME		0- 0		0- 0		3- 2		
0- 5	0- 0	0- 0		AWAY		0- 3		0- 0		0- 2		
2- 5	0- 0	0- 0		NEUTRAL		1- 2		0- 1		1- 2		
6- 9	0- 0	0- 0		CONFERENCE		1- 3		1- 4		4- 2		
4- 3	0- 0	0- 0		HOME		1- 1		1- 1		2- 1		
2- 5	0- 0	0- 0		AWAY		0- 2		0- 2		2- 1		
0- 1	0- 0	0- 0		NEUTRAL		0- 0		0- 1		0- 0		
RPI	S	Opponent	Score	RPI	S	Opponent	Score	RPI	S	Opponent	Score	
						53 A VCU	1 3			101 N Wake Forest	1 3	
						65 A Col. of Charleston	0 3			146 A UNC Wilmington	0 3	
						65 H Col. of Charleston	0 3			146 H UNC Wilmington	3 2	
						66 A Virginia Tech	1 3			146 N UNC Wilmington	1 3	
						69 N Lipscomb	0 3			150 A James Madison	2 3	
						72 A Virginia	1 3			150 H James Madison	2 3	
						78 A Northeastern	0 3			180 H Northern Ariz.	0 3	
						78 H Northeastern	3 2			187 A Cal St. Fullerton	0 3	
						79 N Seton Hall	0 3			189 H Liberty	3 1	
						93 N Duquesne	3 2			192 A Hampton	2 3	
										201 A Hofstra	1 3	
										201 H Hofstra	3 1	
										213 A Delaware	3 2	
										213 H Delaware	2 3	
										216 N Kent St.	3 2	
										221 A Towson	3 1	
										221 H Towson	3 2	
										234 H Campbell	2 3	
										239 H San Jose St.	3 1	
										272 N Columbia	0 3	
										276 N Gardner-Webb	1 3	
										280 H Norfolk St.	3 0	
LAST 10 GAMES												
		146 N UNC Wilmington	1 3			78 H Northeastern	3 2					
		78 A Northeastern	0 3			213 A Delaware	3 2					
		201 A Hofstra	1 3			221 A Towson	3 1					
		150 H James Madison	2 3			53 A VCU	1 3					
		201 H Hofstra	3 1			146 A UNC Wilmington	0 3					

Non-Div. I Games:

William & Mary

Average RPI Win: 242		WON-LOST RECORD	WINNING PCT. RANK		LAST 10 GAMES		STRENGTH OF SCHEDULE		OPP. STRENGTH OF SCHEDULE		TEAM RPI	ADJ RPI	CONF. RPI	ADJ CONF. RPI	
Average RPI Loss: 165															
DIV. I ONLY		12- 13	.48	190	5- 5		225		244		216	.44687	220	18	18
DIV. I NON-CONF.		4- 7	.36364	240	0- 0		247		273		263	.40929	264	19	20
TOTALS		RPI 1-25		RPI 26-50		W-L RECORDS		RPI 51-100		RPI 101-150		RPI 150+			
12- 13	0- 0			0- 2	OVERALL		0- 1		0- 2		12- 8				
7- 3	0- 0			0- 1	HOME		0- 0		0- 1		7- 1				
3- 8	0- 0			0- 1	AWAY		0- 0		0- 0		3- 7				
2- 2	0- 0			0- 0	NEUTRAL		0- 1		0- 1		2- 0				
4- 7	0- 0			0- 0	NON-CONFERENCE		0- 1		0- 2		4- 4				
2- 1	0- 0			0- 0	HOME		0- 0		0- 1		2- 0				
0- 4	0- 0			0- 0	AWAY		0- 0		0- 0		0- 4				
2- 2	0- 0			0- 0	NEUTRAL		0- 1		0- 1		2- 0				
8- 6	0- 0			0- 2	CONFERENCE		0- 0		0- 0		8- 4				
5- 2	0- 0			0- 1	HOME		0- 0		0- 0		5- 1				
3- 4	0- 0			0- 1	AWAY		0- 0		0- 0		3- 3				
0- 0	0- 0			0- 0	NEUTRAL		0- 0		0- 0		0- 0				
RPI	S	Opponent	Score	RPI	S	Opponent	Score	RPI	S	Opponent	Score	RPI	S	Opponent	Score
				39	A	Yale	0 3	70	N	Missouri St.	0 3	128	N	St. John's (NY)	0 3
				39	H	Yale	0 3					133	H	Eastern Mich.	0 3
												164	A	Harvard	1 3
												164	H	Harvard	3 2
												169	A	Penn	3 2
												169	H	Penn	0 3
												184	A	Temple	0 3
												188	A	Rhode Island	2 3
												201	N	Hofstra	3 1
												206	A	New Hampshire	2 3
												227	A	Cornell	3 1
												227	H	Cornell	3 2
												238	A	Dartmouth	3 0
												238	H	Dartmouth	3 2
												246	A	Princeton	0 3
												246	H	Princeton	3 2
												272	A	Columbia	0 3
												272	H	Columbia	3 0
												281	H	Holy Cross	3 0
												311	A	Providence	0 3
												312	H	Bryant	3 0
												327	N	Delaware St.	3 1
				LAST 10 GAMES											
				246	A	Princeton	0 3	164	A	Harvard	1 3				
				169	A	Penn	3 2	39	H	Yale	0 3				
				272	H	Columbia	3 0	227	A	Cornell	3 1				
				227	H	Cornell	3 2	272	A	Columbia	0 3				
				238	A	Dartmouth	3 0	169	H	Penn	0 3				

Non-Div. I Games:

Brown

Average RPI Win:		232	WON-LOST		WINNING		LAST 10		STRENGTH OF		OPP. STRENGTH		TEAM		ADJ		CONF.		ADJ CONF.				
Average RPI Loss:		124	RECORD		PCT. RANK		GAMES		SCHEDULE		OF SCHEDULE		RPI		RPI		RPI		RPI				
DIV. I ONLY			10- 23		.30303		270		4- 6		102		162		221		.44642		221				
DIV. I NON-CONF.			8- 11		.42105		211		2- 0		95		182		157		.49116		164				
TOTALS		RPI 1-25		RPI 26-50		W-L RECORDS		RPI 51-100		RPI 101-150		RPI 150+											
10- 23		0- 1		0- 1		OVERALL		0- 8		1- 5		9- 8											
3- 6		0- 0		0- 0		HOME		0- 2		1- 1		2- 3											
4- 11		0- 1		0- 0		AWAY		0- 5		0- 2		4- 3											
3- 6		0- 0		0- 1		NEUTRAL		0- 1		0- 2		3- 2											
8- 11		0- 1		0- 1		NON-CONFERENCE		0- 4		0- 2		8- 3											
2- 0		0- 0		0- 0		HOME		0- 0		0- 0		2- 0											
3- 5		0- 1		0- 0		AWAY		0- 3		0- 0		3- 1											
3- 6		0- 0		0- 1		NEUTRAL		0- 1		0- 2		3- 2											
2- 12		0- 0		0- 0		CONFERENCE		0- 4		1- 3		1- 5											
1- 6		0- 0		0- 0		HOME		0- 2		1- 1		0- 3											
1- 6		0- 0		0- 0		AWAY		0- 2		0- 2		1- 2											
0- 0		0- 0		0- 0		NEUTRAL		0- 0		0- 0		0- 0											
RPI	S	Opponent		Score		RPI	S	Opponent		Score		RPI	S	Opponent		Score							
4	A	Missouri		0 3		28	N	Michigan St.		0 3		58	A	North Carolina St.		1 3							
												65	A	Col. of Charleston		1 3							
												65	H	Col. of Charleston		2 3							
												66	A	Virginia Tech		1 3							
												68	A	New Mexico		1 3							
												78	A	Northeastern		0 3							
												78	H	Northeastern		0 3							
												84	N	Middle Tenn.		0 3							
												109	N	Samford		0 3							
												116	N	Pacific		0 3							
												146	A	UNC Wilmington		0 3							
												146	H	UNC Wilmington		1 3							
												150	A	James Madison		1 3							
												150	H	James Madison		3 0							
												151	A	George Washington		3 1							
												153	N	Appalachian St.		0 3							
												168	N	Southeast Mo. St.		1 3							
												180	N	Northern Ariz.		3 0							
												201	A	Hofstra		0 3							
												201	H	Hofstra		2 3							
												213	A	Delaware		3 1							
												213	H	Delaware		0 3							
												219	A	William & Mary		2 3							
												219	H	William & Mary		1 3							
												226	A	Navy		3 0							
												226	H	Navy		3 0							
												228	A	UMBC		0 3							
												250	H	Coppin St.		3 1							
												295	N	Binghamton		3 2							
												301	N	Saint Francis (PA)		3 0							
												327	A	Delaware St.		3 2							
LAST 10 GAMES																							
146 H UNC Wilmington						1 3						146 A UNC Wilmington						0 3					
65 H Col. of Charleston						2 3						150 H James Madison						3 0					
213 A Delaware						3 1						219 H William & Mary						1 3					
226 H Navy						3 0						226 A Navy						3 0					
65 A Col. of Charleston						1 3						201 A Hofstra						0 3					

Non-Div. I Games: Abilene Christian 1 3

Towson

Average RPI Win: 236		WON-LOST	WINNING	LAST 10	STRENGTH OF		OPP. STRENGTH	TEAM	ADJ		CONF.	ADJ CONF.	
Average RPI Loss: 130		RECORD	PCT. RANK	GAMES	SCHEDULE		OF SCHEDULE	RPI	RPI		RPI	RPI	
DIV. I ONLY		13- 15	.46429	198	3- 7		252	153	220	.4454	222	12	13
DIV. I NON-CONF.		6- 3	.66667	86	0- 0		324	268	229	.43606	228	11	12
TOTALS		RPI 1-25	RPI 26-50		W-L RECORDS		RPI 51-100		RPI 101-150		RPI 150+		
13- 15	0- 0	0- 2		OVERALL		0- 6		2- 1		11- 6			
6- 6	0- 0	0- 1		HOME		0- 3		1- 0		5- 2			
4- 7	0- 0	0- 1		AWAY		0- 3		1- 0		3- 3			
3- 2	0- 0	0- 0		NEUTRAL		0- 0		0- 1		3- 1			
6- 3	0- 0	0- 0		NON-CONFERENCE		0- 0		0- 0		6- 3			
2- 1	0- 0	0- 0		HOME		0- 0		0- 0		2- 1			
1- 1	0- 0	0- 0		AWAY		0- 0		0- 0		1- 1			
3- 1	0- 0	0- 0		NEUTRAL		0- 0		0- 0		3- 1			
7- 12	0- 0	0- 2		CONFERENCE		0- 6		2- 1		5- 3			
4- 5	0- 0	0- 1		HOME		0- 3		1- 0		3- 1			
3- 6	0- 0	0- 1		AWAY		0- 3		1- 0		2- 2			
0- 1	0- 0	0- 0		NEUTRAL		0- 0		0- 1		0- 0			
RPI S	Opponent	Score	RPI S	Opponent	Score	RPI S	Opponent	Score	RPI S	Opponent	Score		
			35 A Wichita St.	0	3	61 A UNI	2	3	105 A Southern Ill.	3	2		
			35 H Wichita St.	1	3	61 H UNI	0	3	105 H Southern Ill.	3	0		
						70 A Missouri St.	0	3	105 N Southern Ill.	1	3		
						70 H Missouri St.	2	3	173 A Loyola Chicago	1	3		
						94 A Illinois St.	1	3	173 H Loyola Chicago	3	0		
						94 H Illinois St.	0	3	175 N Miami (OH)	2	3		
									193 N Youngstown St.	3	0		
									197 A Saint Louis	0	3		
									241 A Evansville	1	3		
									241 H Evansville	2	3		
									243 A Indiana St.	3	1		
									243 H Indiana St.	3	2		
									244 H Western Ill.	3	1		
									253 N SIU Edwardsville	3	2		
									291 H UT Martin	1	3		
									293 A Neb. Omaha	3	1		
									299 N Southern Utah	3	0		
									303 A Drake	3	2		
									303 H Drake	3	0		
									313 H UMES	3	0		
LAST 10 GAMES													
			105 N Southern Ill.	1	3	173 A Loyola Chicago	1	3					
			303 A Drake	3	2	243 A Indiana St.	3	1					
			61 A UNI	2	3	94 A Illinois St.	1	3					
			35 H Wichita St.	1	3	105 H Southern Ill.	3	0					
			70 H Missouri St.	2	3	241 H Evansville	2	3					

Non-Div. I Games:

Bradley

Average RPI Win:		263	WON-LOST RECORD		WINNING PCT. RANK	LAST 10 GAMES		STRENGTH OF SCHEDULE	OPP. STRENGTH OF SCHEDULE	TEAM RPI	ADJ RPI	CONF. RPI	ADJ CONF. RPI
Average RPI Loss:		169											
DIV. I ONLY		16- 14			.53333 145	8- 2		258	277	213	.44512 223	28	28
DIV. I NON-CONF.		3- 8			.27273 271	1- 0		191	112	248	.42785 239	29	29
TOTALS		RPI 1-25	RPI 26-50		W-L RECORDS		RPI 51-100		RPI 101-150		RPI 150+		
16- 14		0- 2	0- 0		OVERALL		0- 2		0- 1		16- 9		
9- 1		0- 0	0- 0		HOME		0- 0		0- 0		9- 1		
6- 7		0- 1	0- 0		AWAY		0- 1		0- 0		6- 5		
1- 6		0- 1	0- 0		NEUTRAL		0- 1		0- 1		1- 3		
3- 8		0- 2	0- 0		NON-CONFERENCE		0- 2		0- 1		3- 3		
1- 0		0- 0	0- 0		HOME		0- 0		0- 0		1- 0		
1- 3		0- 1	0- 0		AWAY		0- 1		0- 0		1- 1		
1- 5		0- 1	0- 0		NEUTRAL		0- 1		0- 1		1- 2		
13- 6		0- 0	0- 0		CONFERENCE		0- 0		0- 0		13- 6		
8- 1		0- 0	0- 0		HOME		0- 0		0- 0		8- 1		
5- 4		0- 0	0- 0		AWAY		0- 0		0- 0		5- 4		
0- 1		0- 0	0- 0		NEUTRAL		0- 0		0- 0		0- 1		
RPI S	Opponent	Score	RPI S	Opponent	Score	RPI S	Opponent	Score	RPI S	Opponent	Score		
3 A	Florida	0 3				71 A	Pepperdine	0 3	143 N	Buffalo	1 3		
15 N	Wisconsin	0 3				96 N	Western Mich.	0 3	154 A	Fairfield	3 2		
									154 H	Fairfield	3 1		
									171 N	Georgetown	1 3		
									172 A	Marist	0 3		
									172 H	Marist	3 1		
									172 N	Marist	2 3		
									211 A	Siena	2 3		
									211 H	Siena	3 0		
									213 N	Delaware	3 0		
									227 A	Cornell	1 3		
									235 A	Manhattan	2 3		
									235 H	Manhattan	3 1		
									248 N	Bucknell	0 3		
									282 A	Canisius	2 3		
									282 H	Canisius	3 0		
									283 A	Rider	3 0		
									283 H	Rider	3 1		
									302 A	NJIT	3 0		
									315 A	Niagara	3 0		
									315 H	Niagara	2 3		
									316 A	Quinnipiac	3 0		
									316 H	Quinnipiac	3 0		
									320 H	St. Francis Brooklyn	3 0		
									325 A	Saint Peter's	3 0		
									325 H	Saint Peter's	3 0		
LAST 10 GAMES													
			172 N	Marist	2 3		315 H	Niagara	2 3				
			235 H	Manhattan	3 1		282 H	Canisius	3 0				
			302 A	NJIT	3 0		283 A	Rider	3 0				
			154 A	Fairfield	3 2		211 H	Siena	3 0				
			316 A	Quinnipiac	3 0		172 H	Marist	3 1				

Non-Div. I Games:

Iona

Average RPI Win:	229	WON-LOST RECORD	WINNING PCT. RANK	LAST 10 GAMES	STRENGTH OF SCHEDULE	OPP. STRENGTH OF SCHEDULE	TEAM RPI	ADJ RPI	CONF. RPI	ADJ CONF. RPI	
DIV. I ONLY		6- 22	.21429 295	5- 5	77	142	234	.44342 224	23	22	
DIV. I NON-CONF.		0- 13	0 318	0- 0	8	49	205	.46707 195	16	16	
<hr/>											
TOTALS	RPI 1-25	RPI 26-50		W-L RECORDS		RPI 51-100		RPI 101-150		RPI 150+	
6- 22	0- 2	0- 4		OVERALL		0- 3		2- 9		4- 4	
4- 6	0- 1	0- 1		HOME		0- 1		1- 3		3- 0	
2- 9	0- 1	0- 0		AWAY		0- 1		1- 4		1- 3	
0- 7	0- 0	0- 3		NEUTRAL		0- 1		0- 2		0- 1	
<hr/>											
0- 13	0- 2	0- 4		NON-CONFERENCE		0- 3		0- 2		0- 2	
0- 3	0- 1	0- 1		HOME		0- 1		0- 0		0- 0	
0- 4	0- 1	0- 0		AWAY		0- 1		0- 1		0- 1	
0- 6	0- 0	0- 3		NEUTRAL		0- 1		0- 1		0- 1	
<hr/>											
6- 9	0- 0	0- 0		CONFERENCE		0- 0		2- 7		4- 2	
4- 3	0- 0	0- 0		HOME		0- 0		1- 3		3- 0	
2- 5	0- 0	0- 0		AWAY		0- 0		1- 3		1- 2	
0- 1	0- 0	0- 0		NEUTRAL		0- 0		0- 1		0- 0	
<hr/>											
RPI S	Opponent	Score	RPI S	Opponent	Score	RPI S	Opponent	Score	RPI S	Opponent	Score
13 A	Kansas	0 3	32 N	Georgia	0 3	61 H	UNI	0 3	110 N	Notre Dame	1 3
15 H	Wisconsin	1 3	35 N	Wichita St.	0 3	73 A	Ga. Southern	0 3	111 A	North Dakota	0 3
			42 H	Louisville	0 3	97 N	Oral Roberts	0 3	114 A	IUPUI	0 3
			49 N	Arizona St.	0 3				114 H	IUPUI	0 3
									129 A	South Dakota	1 3
									129 H	South Dakota	1 3
									140 A	Denver	3 0
									140 H	Denver	0 3
									144 A	IPFW	0 3
									144 H	IPFW	3 1
									144 N	IPFW	0 3
									165 A	Utah Valley	0 3
									200 N	High Point	0 3
									244 A	Western Ill.	0 3
									244 H	Western Ill.	3 0
									275 A	South Dakota St.	3 0
									275 H	South Dakota St.	3 1
									293 A	Neb. Omaha	0 3
									293 H	Neb. Omaha	3 0
<hr/>											
			LAST 10 GAMES								
			144 N	IPFW	0 3	129 A	South Dakota	1 3			
			144 A	IPFW	0 3	140 A	Denver	3 0			
			114 A	IUPUI	0 3	275 A	South Dakota St.	3 0			
			293 H	Neb. Omaha	3 0	114 H	IUPUI	0 3			
			244 H	Western Ill.	3 0	144 H	IPFW	3 1			

Non-Div. I Games:

North Dakota St.

Average RPI Win: 235		WON-LOST	WINNING	LAST 10	STRENGTH OF	OPP. STRENGTH	TEAM	ADJ	CONF.	ADJ CONF.		
Average RPI Loss: 150		RECORD	PCT. RANK	GAMES	SCHEDULE	OF SCHEDULE	RPI	RPI	RPI	RPI		
DIV. I ONLY		15- 17	.46875	193	4- 6	242	186	219	.44066	225	14	14
DIV. I NON-CONF.		8- 6	.57143	141	0- 0	264	228	196	.4553	208	14	14
<hr/>												
TOTALS		RPI 1-25	RPI 26-50		W-L RECORDS		RPI 51-100		RPI 101-150		RPI 150+	
15- 17	0- 0		0- 2		OVERALL		0- 2		2- 4		13- 9	
8- 9	0- 0		0- 1		HOME		0- 1		1- 2		7- 5	
4- 7	0- 0		0- 1		AWAY		0- 1		0- 2		4- 3	
3- 1	0- 0		0- 0		NEUTRAL		0- 0		1- 0		2- 1	
<hr/>												
8- 6	0- 0		0- 0		NON-CONFERENCE		0- 0		1- 1		7- 5	
4- 4	0- 0		0- 0		HOME		0- 0		0- 1		4- 3	
1- 1	0- 0		0- 0		AWAY		0- 0		0- 0		1- 1	
3- 1	0- 0		0- 0		NEUTRAL		0- 0		1- 0		2- 1	
<hr/>												
7- 11	0- 0		0- 2		CONFERENCE		0- 2		1- 3		6- 4	
4- 5	0- 0		0- 1		HOME		0- 1		1- 1		3- 2	
3- 6	0- 0		0- 1		AWAY		0- 1		0- 2		3- 2	
0- 0	0- 0		0- 0		NEUTRAL		0- 0		0- 0		0- 0	
<hr/>												
RPI S	Opponent	Score	RPI S	Opponent	Score	RPI S	Opponent	Score	RPI S	Opponent	Score	
			42 A Louisville	1	3	86 A SMU	0	3	103 N Valparaiso	3	0	
			42 H Louisville	0	3	86 H SMU	1	3	107 A UCF	1	3	
									107 H UCF	2	3	
									125 H UALR	0	3	
									136 A South Fla.	1	3	
									136 H South Fla.	3	2	
									170 H Arkansas St.	1	3	
									175 N Miami (OH)	1	3	
									177 A Belmont	3	2	
									184 A Temple	0	3	
									184 H Temple	1	3	
									196 A Houston	3	0	
									196 H Houston	2	3	
									203 A UConn	0	3	
									203 H UConn	3	2	
									207 H Austin Peay	3	1	
									209 H Western Caro.	2	3	
									241 A Evansville	2	3	
									251 H Tennessee St.	2	3	
									253 N SIU Edwardsville	3	1	
									264 H Southeastern La.	3	0	
			LAST 10 GAMES						270 A Cincinnati	3	2	
			136 H South Fla.	3	2	196 A Houston	3	0	270 H Cincinnati	3	1	
			107 H UCF	2	3	184 H Temple	1	3	276 N Gardner-Webb	3	0	
			285 A Rutgers	3	1	42 H Louisville	0	3	284 H Alabama A&M	3	0	
			203 A UConn	0	3	270 H Cincinnati	3	1	285 A Rutgers	3	1	
			86 A SMU	0	3	107 A UCF	1	3	285 H Rutgers	3	1	

Non-Div. I Games:

Memphis

RPI	S	Opponent	Score	
323	H	La Salle	3	0

Memphis

M
e
m
p
h
i
s

M
e
m
p
h
i
s

Average RPI Win: 258		WON-LOST	WINNING	LAST 10	STRENGTH OF		OPP. STRENGTH	TEAM	ADJ	CONF.	ADJ CONF.
Average RPI Loss: 145		RECORD	PCT. RANK	GAMES	SCHEDULE		OF SCHEDULE	RPI	RPI	RPI	RPI
DIV. I ONLY		13- 16	.44828	205	5- 5		245	182	222	.43597	226
DIV. I NON-CONF.		4- 9	.30769	259	0- 2		308	196	298	.35697	300
TOTALS		RPI 1-25	RPI 26-50		W-L RECORDS		RPI 51-100		RPI 101-150		RPI 150+
13- 16	0- 0	0- 2		OVERALL		0- 5		1- 2		12- 7	
6- 7	0- 0	0- 1		HOME		0- 2		1- 1		5- 3	
5- 6	0- 0	0- 1		AWAY		0- 3		0- 1		5- 1	
2- 3	0- 0	0- 0		NEUTRAL		0- 0		0- 0		2- 3	
4- 9	0- 0	0- 0		NON-CONFERENCE		0- 1		0- 1		4- 7	
1- 4	0- 0	0- 0		HOME		0- 0		0- 1		1- 3	
1- 2	0- 0	0- 0		AWAY		0- 1		0- 0		1- 1	
2- 3	0- 0	0- 0		NEUTRAL		0- 0		0- 0		2- 3	
9- 7	0- 0	0- 2		CONFERENCE		0- 4		1- 1		8- 0	
5- 3	0- 0	0- 1		HOME		0- 2		1- 0		4- 0	
4- 4	0- 0	0- 1		AWAY		0- 2		0- 1		4- 0	
0- 0	0- 0	0- 0		NEUTRAL		0- 0		0- 0		0- 0	
RPI S	Opponent	Score	RPI S	Opponent	Score	RPI S	Opponent	Score	RPI S	Opponent	Score
			45 A	American	0 3	52 A	Colgate	2 3	142 A	Lehigh	1 3
			45 H	American	0 3	52 H	Colgate	1 3	142 H	Lehigh	3 1
						74 A	West Virginia	0 3	146 H	UNC Wilmington	1 3
						99 A	Army	0 3	174 N	Cleveland St.	1 3
						99 H	Army	0 3	214 H	Elon	0 3
									217 H	Air Force	2 3
									221 A	Towson	0 3
									221 H	Towson	0 3
									233 N	Northern Ky.	2 3
									248 A	Bucknell	3 0
									248 H	Bucknell	3 0
									255 A	Loyola Maryland	3 1
									255 H	Loyola Maryland	3 0
									267 H	Ill.-Chicago	3 1
									270 A	Cincinnati	3 0
									271 A	Lafayette	3 1
									271 H	Lafayette	3 0
									280 N	Norfolk St.	3 0
									281 A	Holy Cross	3 0
									281 H	Holy Cross	3 0
									282 N	Canisius	3 0
									289 N	Fordham	0 3
LAST 10 GAMES											
			281 H	Holy Cross	3 0	248 H	Bucknell	3 0			
			99 H	Army	0 3	142 H	Lehigh	3 1			
			45 A	American	0 3	255 H	Loyola Maryland	3 0			
			52 A	Colgate	2 3	271 A	Lafayette	3 1			
			221 A	Towson	0 3	221 H	Towson	0 3			

Non-Div. I Games:

Navy

Average RPI Win: 223		WON-LOST RECORD	WINNING PCT. RANK		LAST 10 GAMES	STRENGTH OF SCHEDULE	OPP. STRENGTH OF SCHEDULE	TEAM RPI	ADJ RPI	CONF. RPI	ADJ CONF. RPI	
Average RPI Loss: 161												
DIV. I ONLY		8- 16	.33333	257	3- 7	132	219	228	.43288	227	18	18
DIV. I NON-CONF.		4- 6	.4	220	1- 0	92	206	167	.4848	172	19	20
<hr/>												
TOTALS		RPI 1-25		RPI 26-50		W-L RECORDS		RPI 51-100		RPI 101-150		RPI 150+
8- 16		0- 0		0- 2		OVERALL		1- 3		0- 1		7- 10
4- 6		0- 0		0- 1		HOME		0- 0		0- 1		4- 4
3- 7		0- 0		0- 1		AWAY		1- 1		0- 0		2- 5
1- 3		0- 0		0- 0		NEUTRAL		0- 2		0- 0		1- 1
4- 6		0- 0		0- 0		NON-CONFERENCE		1- 3		0- 1		3- 2
1- 2		0- 0		0- 0		HOME		0- 0		0- 1		1- 1
2- 1		0- 0		0- 0		AWAY		1- 1		0- 0		1- 0
1- 3		0- 0		0- 0		NEUTRAL		0- 2		0- 0		1- 1
4- 10		0- 0		0- 2		CONFERENCE		0- 0		0- 0		4- 8
3- 4		0- 0		0- 1		HOME		0- 0		0- 0		3- 3
1- 6		0- 0		0- 1		AWAY		0- 0		0- 0		1- 5
0- 0		0- 0		0- 0		NEUTRAL		0- 0		0- 0		0- 0
RPI S	Opponent	Score	RPI S	Opponent	Score	RPI S	Opponent	Score	RPI S	Opponent	Score	
			39 A	Yale	0 3	52 N	Colgate	0 3	143 H	Buffalo	0 3	
			39 H	Yale	0 3	82 A	Pittsburgh	3 2	154 N	Fairfield	3 0	
						88 A	LIU Brooklyn	2 3	164 A	Harvard	1 3	
						95 N	Morehead St.	1 3	164 H	Harvard	0 3	
									169 A	Penn	2 3	
									169 H	Penn	2 3	
									220 A	Brown	2 3	
									220 H	Brown	1 3	
									223 H	Iona	3 1	
									238 A	Dartmouth	2 3	
									238 H	Dartmouth	3 1	
									246 A	Princeton	0 3	
									246 H	Princeton	3 1	
									248 H	Bucknell	2 3	
									272 A	Columbia	3 2	
									272 H	Columbia	3 2	
									285 N	Rutgers	2 3	
									295 A	Binghamton	3 2	
LAST 10 GAMES												
			164 H	Harvard	0 3	169 A	Penn	2 3				
			238 H	Dartmouth	3 1	272 A	Columbia	3 2				
			39 A	Yale	0 3	220 H	Brown	1 3				
			220 A	Brown	2 3	39 H	Yale	0 3				
			246 A	Princeton	0 3	295 A	Binghamton	3 2				

Non-Div. I Games:

Cornell

Average RPI Win: 263		WON-LOST	WINNING	LAST 10	STRENGTH OF		OPP. STRENGTH	TEAM	ADJ		CONF.	ADJ CONF.			
Average RPI Loss: 194		RECORD	PCT. RANK	GAMES	SCHEDULE		OF SCHEDULE	RPI	RPI		RPI	RPI			
DIV. I ONLY		19- 12	.6129	94	6- 4		313	262	226	.43078	228	29	29		
DIV. I NON-CONF.		9- 6	.6	118	0- 0		295	146	200	.46346	200	28	28		
<hr/>															
TOTALS		RPI 1-25		RPI 26-50		W-L RECORDS		RPI 51-100		RPI 101-150		RPI 150+			
19- 12		0- 0		0- 1		OVERALL		0- 1		1- 1		18- 9			
11- 3		0- 0		0- 0		HOME		0- 0		0- 0		11- 3			
4- 8		0- 0		0- 1		AWAY		0- 1		0- 0		4- 6			
4- 1		0- 0		0- 0		NEUTRAL		0- 0		1- 1		3- 0			
9- 6		0- 0		0- 1		NON-CONFERENCE		0- 1		1- 1		8- 3			
5- 2		0- 0		0- 0		HOME		0- 0		0- 0		5- 2			
1- 3		0- 0		0- 1		AWAY		0- 1		0- 0		1- 1			
3- 1		0- 0		0- 0		NEUTRAL		0- 0		1- 1		2- 0			
10- 6		0- 0		0- 0		CONFERENCE		0- 0		0- 0		10- 6			
6- 1		0- 0		0- 0		HOME		0- 0		0- 0		6- 1			
3- 5		0- 0		0- 0		AWAY		0- 0		0- 0		3- 5			
1- 0		0- 0		0- 0		NEUTRAL		0- 0		0- 0		1- 0			
RPI	S	Opponent	Score	RPI	S	Opponent	Score	RPI	S	Opponent	Score	RPI	S	Opponent	Score
				45	A	American	2 3	74	A	West Virginia	1 3	113	N	Ole Miss	1 3
												132	N	Maryland	3 0
												151	A	George Washington	0 3
												171	N	Georgetown	3 2
												189	N	Liberty	3 1
												206	A	New Hampshire	2 3
												206	A	New Hampshire	0 3
												206	H	New Hampshire	1 3
												213	H	Delaware	2 3
												221	H	Towson	3 0
												240	A	Albany (NY)	3 2
												240	H	Albany (NY)	3 2
												240	N	Albany (NY)	3 0
												250	H	Coppin St.	3 0
												255	A	Loyola Maryland	3 2
												262	A	Stony Brook	2 3
												262	H	Stony Brook	3 1
												265	H	George Mason	1 3
												292	A	Hartford	0 3
												292	H	Hartford	3 1
												295	A	Binghamton	2 3
												295	H	Binghamton	3 1
												301	H	Saint Francis (PA)	3 0
												302	H	NJIT	3 0
												311	A	Providence	3 0
												311	H	Providence	3 1
												323	H	La Salle	3 0
<hr/>															
				LAST 10 GAMES											
				206	A	New Hampshire	2 3	206	A	New Hampshire	0 3				
				240	N	Albany (NY)	3 0	240	H	Albany (NY)	3 2				
				292	A	Hartford	0 3	295	H	Binghamton	3 1				
				311	A	Providence	3 0	262	A	Stony Brook	2 3				
				329	A	UMass Lowell	3 0	311	H	Providence	3 1				

Non-Div. I Games:

UMBC

RPI	S	Opponent	Score	
329	A	UMass Lowell	3	0
329	H	UMass Lowell	3	0

UMBC

U
M
B
C

U
M
B
C

[illegible]

Non-Div. I Games:

Sacramento St.

RPI	S	Opponent	Score	
323	A	La Salle	3	1
324	N	Fairleigh Dickinson	3	0

Sacramento St.

S
a
c
r
a
m
e
n
t
o
s
t
.

S
a
c
r
a
m
e
n
t
o
s
t
.

Average RPI Win:		274	WON-LOST RECORD		WINNING PCT. RANK		LAST 10 GAMES		STRENGTH OF SCHEDULE		OPP. STRENGTH OF SCHEDULE		TEAM RPI		ADJ RPI		CONF. RPI		ADJ CONF. RPI				
DIV. I ONLY			10- 21		.32258 260		3- 7		199		178		245		.42991 230		25		25				
DIV. I NON-CONF.			3- 8		.27273 271		0- 0		76		61		187		.47886 180		21		18				
TOTALS		RPI 1-25		RPI 26-50		W-L RECORDS		RPI 51-100		RPI 101-150		RPI 150+											
10- 21		0- 3		0- 1		OVERALL		0- 4		0- 5		10- 8											
4- 6		0- 0		0- 0		HOME		0- 1		0- 2		4- 3											
4- 11		0- 2		0- 0		AWAY		0- 2		0- 2		4- 5											
2- 4		0- 1		0- 1		NEUTRAL		0- 1		0- 1		2- 0											
3- 8		0- 3		0- 1		NON-CONFERENCE		0- 2		0- 1		3- 1											
0- 0		0- 0		0- 0		HOME		0- 0		0- 0		0- 0											
1- 4		0- 2		0- 0		AWAY		0- 1		0- 0		1- 1											
2- 4		0- 1		0- 1		NEUTRAL		0- 1		0- 1		2- 0											
7- 13		0- 0		0- 0		CONFERENCE		0- 2		0- 4		7- 7											
4- 6		0- 0		0- 0		HOME		0- 1		0- 2		4- 3											
3- 7		0- 0		0- 0		AWAY		0- 1		0- 2		3- 4											
0- 0		0- 0		0- 0		NEUTRAL		0- 0		0- 0		0- 0											
RPI	S	Opponent		Score		RPI	S	Opponent		Score		RPI	S	Opponent		Score							
7	N	Southern California		0	3	40	N	Ohio		0	3	60	N	UC Santa Barbara		0	3	102	A	Idaho St.		0	3
14	A	San Diego		0	3							67	A	Washington St.		0	3	102	H	Idaho St.		1	3
25	A	Oregon		0	3							83	A	Portland St.		0	3	111	A	North Dakota		0	3
												83	H	Portland St.		1	3	111	H	North Dakota		0	3
																		129	N	South Dakota		2	3
																		180	A	Northern Ariz.		0	3
																		180	H	Northern Ariz.		0	3
																		182	A	Northern Colo.		1	3
																		182	H	Northern Colo.		2	3
																		195	A	Montana		1	3
																		195	H	Montana		1	3
																		208	N	Texas Tech		3	1
																		215	A	Seattle		3	0
																		229	A	Sacramento St.		1	3
																		229	H	Sacramento St.		3	2
																		239	A	San Jose St.		2	3
																		287	A	Montana St.		3	1
																		287	H	Montana St.		3	2
																		299	A	Southern Utah		3	1
																		299	H	Southern Utah		3	1
																		304	A	Weber St.		3	1
																		304	H	Weber St.		3	0
																		312	N	Bryant		3	0
				LAST 10 GAMES																			
						304	A	Weber St.		3	1	180	H	Northern Ariz.		0	3	304	H	Weber St.		3	0
						102	A	Idaho St.		0	3	287	A	Montana St.		3	1						
						111	H	North Dakota		0	3	195	A	Montana		1	3						
						182	H	Northern Colo.		2	3	83	H	Portland St.		1	3						
						299	H	Southern Utah		3	1	229	A	Sacramento St.		1	3						

Non-Div. I Games:

Eastern Wash.

Average RPI Win: 250		WON-LOST RECORD		WINNING PCT. RANK		LAST 10 GAMES		STRENGTH OF SCHEDULE		OPP. STRENGTH OF SCHEDULE		TEAM RPI		ADJ RPI		CONF. RPI		ADJ CONF. RPI	
Average RPI Loss: 109																			
DIV. I ONLY		9- 23		.28125 279		1- 9		175		110		248		.42989 231		6		6	
DIV. I NON-CONF.		8- 4		.66667 86		0- 0		255		295		163		.48564 171		6		6	
TOTALS		RPI 1-25		RPI 26-50		W-L RECORDS		RPI 51-100		RPI 101-150		RPI 150+							
9- 23		0- 3		0- 0		OVERALL		0- 7		1- 6		8- 7							
4- 10		0- 2		0- 0		HOME		0- 3		1- 2		3- 3							
1- 12		0- 1		0- 0		AWAY		0- 4		0- 4		1- 3							
4- 1		0- 0		0- 0		NEUTRAL		0- 0		0- 0		4- 1							
8- 4		0- 0		0- 0		NON-CONFERENCE		0- 1		0- 0		8- 3							
3- 1		0- 0		0- 0		HOME		0- 0		0- 0		3- 1							
1- 2		0- 0		0- 0		AWAY		0- 1		0- 0		1- 1							
4- 1		0- 0		0- 0		NEUTRAL		0- 0		0- 0		4- 1							
1- 19		0- 3		0- 0		CONFERENCE		0- 6		1- 6		0- 4							
1- 9		0- 2		0- 0		HOME		0- 3		1- 2		0- 2							
0- 10		0- 1		0- 0		AWAY		0- 3		0- 4		0- 2							
0- 0		0- 0		0- 0		NEUTRAL		0- 0		0- 0		0- 0							
RPI	S	Opponent		Score		RPI	S	Opponent		Score		RPI	S	Opponent		Score			
12	A	Duke		1 3				51 H Miami (FL)		2 3		101	A	Wake Forest		1 3			
19	H	Florida St.		0 3				58 H North Carolina St.		0 3		110	A	Notre Dame		1 3			
22	H	North Carolina		0 3				66 A Virginia Tech		0 3		110	H	Notre Dame		2 3			
								72 A Virginia		2 3		119	A	Clemson		0 3			
								78 A Northeastern		1 3		119	H	Clemson		0 3			
								82 A Pittsburgh		0 3		132	A	Maryland		0 3			
								82 H Pittsburgh		2 3		132	H	Maryland		3 0			
												154	H	Fairfield		3 1			
												159	A	Georgia Tech		0 3			
												159	H	Georgia Tech		2 3			
												164	H	Harvard		1 3			
												167	A	Syracuse		1 3			
												167	H	Syracuse		2 3			
												192	H	Hampton		3 1			
												209	A	Western Caro.		1 3			
												242	N	UNC Asheville		2 3			
												272	A	Columbia		3 2			
												289	N	Fordham		3 0			
												295	N	Binghamton		3 0			
												296	N	Wright St.		3 1			
												306	N	USC Upstate		3 0			
												312	H	Bryant		3 0			
LAST 10 GAMES																			
				110	A	Notre Dame	1	3	132	H	Maryland	3	0						
				167	A	Syracuse	1	3	167	H	Syracuse	2	3						
				119	A	Clemson	0	3	110	H	Notre Dame	2	3						
				159	A	Georgia Tech	0	3	12	A	Duke	1	3						
				82	H	Pittsburgh	2	3	101	A	Wake Forest	1	3						

Non-Div. I Games:

Boston College

Average RPI Win:		258	WON-LOST RECORD		WINNING PCT. RANK		LAST 10 GAMES		STRENGTH OF SCHEDULE		OPP. STRENGTH OF SCHEDULE		TEAM RPI		ADJ RPI		CONF. RPI		ADJ CONF. RPI	
Average RPI Loss:		143	13- 19		.40625 228		3- 7		250		229		239		.42607 232		11		11	
DIV. I ONLY			10- 8		.55556 150		1- 0		292		283		225		.43826 225		12		11	
DIV. I NON-CONF.																				
TOTALS		RPI 1-25		RPI 26-50		W-L RECORDS		RPI 51-100		RPI 101-150		RPI 150+								
13- 19		0- 0		0- 2		OVERALL		1- 2		0- 6		12- 9								
6- 5		0- 0		0- 0		HOME		1- 1		0- 1		5- 3								
5- 10		0- 0		0- 2		AWAY		0- 0		0- 4		5- 4								
2- 4		0- 0		0- 0		NEUTRAL		0- 1		0- 1		2- 2								
10- 8		0- 0		0- 0		NON-CONFERENCE		0- 1		0- 2		10- 5								
3- 1		0- 0		0- 0		HOME		0- 0		0- 0		3- 1								
5- 3		0- 0		0- 0		AWAY		0- 0		0- 1		5- 2								
2- 4		0- 0		0- 0		NEUTRAL		0- 1		0- 1		2- 2								
3- 11		0- 0		0- 2		CONFERENCE		1- 1		0- 4		2- 4								
3- 4		0- 0		0- 0		HOME		1- 1		0- 1		2- 2								
0- 7		0- 0		0- 2		AWAY		0- 0		0- 3		0- 2								
0- 0		0- 0		0- 0		NEUTRAL		0- 0		0- 0		0- 0								
RPI	S	Opponent		Score		RPI	S	Opponent		Score		RPI	S	Opponent		Score				
				37	A	Tulsa	1	3	55	H	Tulane	1	3	101	A	Wake Forest	0	3		
				46	A	UTSA	1	3	76	N	East Tenn. St.	0	3	118	H	UAB	1	3		
									84	H	Middle Tenn.	3	2	120	A	North Texas	0	3		
														122	A	Marshall	0	3		
														140	N	Denver	2	3		
														149	A	Rice	0	3		
														153	A	Appalachian St.	3	2		
														156	A	UTEP	0	3		
														160	N	Texas-Arlington	1	3		
														166	N	UNC Greensboro	0	3		
														173	H	Loyola Chicago	0	3		
														176	H	FIU	3	1		
														178	A	Southern Miss.	0	3		
														190	H	Fla. Atlantic	2	3		
														214	A	Elon	3	0		
														234	A	Campbell	1	3		
														245	A	Howard	1	3		
														252	H	Charlotte	2	3		
														263	H	Morgan St.	3	0		
														276	N	Gardner-Webb	3	0		
														279	H	Louisiana Tech	3	2		
														305	H	Citadel	3	0		
														308	A	Charleston So.	3	0		
														314	A	N.C. A&T	3	0		
														326	A	N.C. Central	3	0		
														326	N	N.C. Central	3	0		
														331	H	Savannah St.	3	0		
LAST 10 GAMES																				
				156	A	UTEP	0	3	178	A	Southern Miss.	0	3	308	A	Charleston So.	3	0		
				46	A	UTSA	1	3	190	H	Fla. Atlantic	2	3	314	A	N.C. A&T	3	0		
				252	H	Charlotte	2	3	176	H	FIU	3	1	326	A	N.C. Central	3	0		
				314	A	N.C. A&T	3	0	37	A	Tulsa	1	3	326	N	N.C. Central	3	0		
				84	H	Middle Tenn.	3	2	122	A	Marshall	0	3	331	H	Savannah St.	3	0		

Non-Div. I Games:

East Carolina

Average RPI Win: 262		WON-LOST	WINNING	LAST 10	STRENGTH OF		OPP. STRENGTH	TEAM	ADJ	CONF.	ADJ CONF.
Average RPI Loss: 129		RECORD	PCT. RANK	GAMES	SCHEDULE		OF SCHEDULE	RPI	RPI	RPI	RPI
DIV. I ONLY		12- 19	.3871	237	4- 6		248	168	240	.4246	233
DIV. I NON-CONF.		5- 8	.38462	229	0- 1		241	105	230	.43465	229
TOTALS		RPI 1-25	RPI 26-50		W-L RECORDS		RPI 51-100		RPI 101-150		RPI 150+
12- 19	0- 0	0- 2		OVERALL		0- 7		0- 1		12- 9	
6- 4	0- 0	0- 0		HOME		0- 3		0- 0		6- 1	
3- 11	0- 0	0- 1		AWAY		0- 4		0- 0		3- 6	
3- 4	0- 0	0- 1		NEUTRAL		0- 0		0- 1		3- 2	
5- 8	0- 0	0- 2		NON-CONFERENCE		0- 1		0- 1		5- 4	
1- 0	0- 0	0- 0		HOME		0- 0		0- 0		1- 0	
1- 4	0- 0	0- 1		AWAY		0- 1		0- 0		1- 2	
3- 4	0- 0	0- 1		NEUTRAL		0- 0		0- 1		3- 2	
7- 11	0- 0	0- 0		CONFERENCE		0- 6		0- 0		7- 5	
5- 4	0- 0	0- 0		HOME		0- 3		0- 0		5- 1	
2- 7	0- 0	0- 0		AWAY		0- 3		0- 0		2- 4	
0- 0	0- 0	0- 0		NEUTRAL		0- 0		0- 0		0- 0	
RPI S	Opponent	Score	RPI S	Opponent	Score	RPI S	Opponent	Score	RPI S	Opponent	Score
			27 A	Purdue	1 3	57 A	Xavier	1 3	119 N	Clemson	1 3
			33 N	Michigan	0 3	69 A	Lipscomb	1 3	162 A	FGCU	1 3
						69 H	Lipscomb	0 3	162 H	FGCU	0 3
						76 A	East Tenn. St.	1 3	167 N	Syracuse	3 2
						76 H	East Tenn. St.	1 3	174 N	Cleveland St.	0 3
						89 A	Jacksonville	1 3	175 A	Miami (OH)	2 3
						89 H	Jacksonville	2 3	176 N	FIU	1 3
									185 A	Eastern Ky.	1 3
									210 A	Kennesaw St.	1 3
									210 H	Kennesaw St.	3 2
									226 N	Navy	3 2
									241 N	Evansville	3 1
									254 A	North Florida	0 3
									254 H	North Florida	3 2
									257 A	Stetson	0 3
									257 H	Stetson	3 0
									270 A	Cincinnati	3 2
									296 H	Wright St.	3 1
									306 A	USC Upstate	3 1
									306 H	USC Upstate	3 2
									307 A	Mercer	3 2
									307 H	Mercer	3 1
LAST 10 GAMES											
			257 H	Stetson	3 0		307 A	Mercer	3 2		
			162 H	FGCU	0 3		254 H	North Florida	3 2		
			76 A	East Tenn. St.	1 3		89 H	Jacksonville	2 3		
			306 A	USC Upstate	3 1		185 A	Eastern Ky.	1 3		
			210 A	Kennesaw St.	1 3		162 A	FGCU	1 3		

Non-Div. I Games:

Northern Ky.

[illegible]

Non-Div. I Games:

Campbell

RPI	S	Opponent	Score	
322	H	South Carolina St.	3	0
326	H	N.C. Central	3	0

Campbell

C
a
m
p
b
e
l
l

C
a
m
p
b
e
l
l

Average RPI Win:	281	WON-LOST	WINNING	LAST 10	STRENGTH OF	OPP. STRENGTH	TEAM	ADJ	CONF.	ADJ CONF.		
Average RPI Loss:	215	RECORD	PCT. RANK	GAMES	SCHEDULE	OF SCHEDULE	RPI	RPI	RPI	RPI		
DIV. I ONLY		20- 13	.60606	100	6- 4	300	313	224	.42353	235	28	28
DIV. I NON-CONF.		7- 7	.5	166	1- 0	302	323	267	.39618	274	29	29
<hr/>												
TOTALS	RPI 1-25	RPI 26-50		W-L RECORDS		RPI 51-100		RPI 101-150		RPI 150+		
20- 13	0- 0	0- 1		OVERALL		0- 0		0- 0		20- 12		
9- 3	0- 0	0- 0		HOME		0- 0		0- 0		9- 3		
8- 6	0- 0	0- 0		AWAY		0- 0		0- 0		8- 6		
3- 4	0- 0	0- 1		NEUTRAL		0- 0		0- 0		3- 3		
<hr/>												
7- 7	0- 0	0- 1		NON-CONFERENCE		0- 0		0- 0		7- 6		
2- 1	0- 0	0- 0		HOME		0- 0		0- 0		2- 1		
2- 3	0- 0	0- 0		AWAY		0- 0		0- 0		2- 3		
3- 3	0- 0	0- 1		NEUTRAL		0- 0		0- 0		3- 2		
<hr/>												
13- 6	0- 0	0- 0		CONFERENCE		0- 0		0- 0		13- 6		
7- 2	0- 0	0- 0		HOME		0- 0		0- 0		7- 2		
6- 3	0- 0	0- 0		AWAY		0- 0		0- 0		6- 3		
0- 1	0- 0	0- 0		NEUTRAL		0- 0		0- 0		0- 1		
<hr/>												
RPI S	Opponent	Score	RPI S	Opponent	Score	RPI S	Opponent	Score	RPI S	Opponent	Score	
			45 N	American	1 3				154 A	Fairfield	0 3	
									154 H	Fairfield	3 0	
									154 N	Fairfield	1 3	
									172 A	Marist	3 2	
									172 H	Marist	0 3	
									202 N	Central Conn. St.	1 3	
									211 A	Siena	0 3	
									211 H	Siena	3 0	
									223 A	Iona	1 3	
									223 H	Iona	3 2	
									238 A	Dartmouth	1 3	
									245 H	Howard	3 0	
									261 A	Sacred Heart	2 3	
									262 N	Stony Brook	3 0	
									274 N	Grand Canyon	0 3	
									281 A	Holy Cross	1 3	
									282 A	Canisius	3 2	
									282 H	Canisius	3 0	
									283 A	Rider	3 1	
									283 H	Rider	2 3	
									302 H	NJIT	2 3	
			LAST 10 GAMES						311 N	Providence	3 0	
			154 N	Fairfield	1 3	315 H	Niagara	3 0	313 N	UMES	3 1	
			223 A	Iona	1 3	282 H	Canisius	3 0	315 A	Niagara	3 2	
			316 A	Quinnipiac	3 1	172 H	Marist	0 3	315 H	Niagara	3 0	
			154 A	Fairfield	0 3	211 H	Siena	3 0	316 A	Quinnipiac	3 1	
			283 A	Rider	3 1	324 A	Fairleigh Dickinson	3 0	316 H	Quinnipiac	3 2	

Non-Div. I Games:

Manhattan

RPI	S	Opponent	Score	
320	H	St. Francis Brooklyn	3	2
324	A	Fairleigh Dickinson	3	0
325	A	Saint Peter's	3	0
325	H	Saint Peter's	3	0
329	A	UMass Lowell	3	1

Manhattan

Manhattan

Manhattan

Average RPI Win: 257		WON-LOST	WINNING	LAST 10	STRENGTH OF		OPP. STRENGTH	TEAM	ADJ	CONF.	ADJ CONF.
Average RPI Loss: 196		RECORD	PCT. RANK	GAMES	SCHEDULE		OF SCHEDULE	RPI	RPI	RPI	RPI
DIV. I ONLY		16- 14	.53333	145	4- 6		290	273	229	.42264	236
DIV. I NON-CONF.		10- 4	.71429	70	0- 0		294	292	177	.4757	187
TOTALS		RPI 1-25	RPI 26-50		W-L RECORDS		RPI 51-100		RPI 101-150		RPI 150+
16- 14	0- 0	0- 0		OVERALL		0- 1		0- 1		16- 12	
2- 7	0- 0	0- 0		HOME		0- 1		0- 0		2- 6	
9- 5	0- 0	0- 0		AWAY		0- 0		0- 1		9- 4	
5- 2	0- 0	0- 0		NEUTRAL		0- 0		0- 0		5- 2	
10- 4	0- 0	0- 0		NON-CONFERENCE		0- 0		0- 1		10- 3	
0- 1	0- 0	0- 0		HOME		0- 0		0- 0		0- 1	
5- 1	0- 0	0- 0		AWAY		0- 0		0- 1		5- 0	
5- 2	0- 0	0- 0		NEUTRAL		0- 0		0- 0		5- 2	
6- 10	0- 0	0- 0		CONFERENCE		0- 1		0- 0		6- 9	
2- 6	0- 0	0- 0		HOME		0- 1		0- 0		2- 5	
4- 4	0- 0	0- 0		AWAY		0- 0		0- 0		4- 4	
0- 0	0- 0	0- 0		NEUTRAL		0- 0		0- 0		0- 0	
RPI S	Opponent	Score	RPI S	Opponent	Score	RPI S	Opponent	Score	RPI S	Opponent	Score
						95 H	Morehead St.	0 3	105 A	Southern Ill.	1 3
									166 A	UNC Greensboro	3 2
									168 A	Southeast Mo. St.	3 2
									168 H	Southeast Mo. St.	0 3
									177 H	Belmont	1 3
									185 A	Eastern Ky.	3 1
									186 A	Eastern Ill.	1 3
									186 H	Eastern Ill.	0 3
									192 N	Hampton	1 3
									194 N	Davidson	3 2
									200 A	High Point	3 0
									207 A	Austin Peay	2 3
									207 H	Austin Peay	2 3
									237 A	Jacksonville St.	2 3
									241 H	Evansville	0 3
									241 N	Evansville	0 3
									243 N	Indiana St.	3 1
									251 H	Tennessee St.	0 3
									253 A	SIU Edwardsville	1 3
									253 H	SIU Edwardsville	3 0
									278 N	Alabama St.	3 0
									291 A	UT Martin	3 2
									291 H	UT Martin	3 1
									296 A	Wright St.	3 1
									298 A	Tennessee Tech	3 2
									300 N	Robert Morris	3 2
									314 A	N.C. A&T	3 1
			LAST 10 GAMES								
			185 A	Eastern Ky.	3 1	251 H	Tennessee St.	0 3			
			207 H	Austin Peay	2 3	253 H	SIU Edwardsville	3 0			
			291 A	UT Martin	3 2	186 H	Eastern Ill.	0 3			
			168 A	Southeast Mo. St.	3 2	186 A	Eastern Ill.	1 3			
			177 H	Belmont	1 3	253 A	SIU Edwardsville	1 3			

Non-Div. I Games:

Murray St.

RPI	S	Opponent	Score	
314	N	N.C. A&T	3	0
326	A	N.C. Central	3	0

Murray St.

M
u
r
r
a
y
S
t
.

M
u
r
r
a
y
S
t
.

Average RPI Win: 265		WON-LOST	WINNING	LAST 10	STRENGTH OF		OPP. STRENGTH	TEAM	ADJ	CONF.	ADJ CONF.	
Average RPI Loss: 156		RECORD	PCT. RANK	GAMES	SCHEDULE		OF SCHEDULE	RPI	RPI	RPI	RPI	
DIV. I ONLY		13- 18	.41935	217	257		239	238	.42101	237	24	26
DIV. I NON-CONF.		7- 8	.46667	187	246		214	221	.44348	222	26	25
<hr/>												
TOTALS		RPI 1-25	RPI 26-50		W-L RECORDS		RPI 51-100		RPI 101-150		RPI 150+	
13- 18		0- 1	0- 0		OVERALL		0- 4		0- 2		13- 11	
5- 4		0- 0	0- 0		HOME		0- 2		0- 0		5- 2	
3- 9		0- 0	0- 0		AWAY		0- 2		0- 1		3- 6	
5- 5		0- 1	0- 0		NEUTRAL		0- 0		0- 1		5- 3	
7- 8		0- 1	0- 0		NON-CONFERENCE		0- 2		0- 2		7- 3	
0- 1		0- 0	0- 0		HOME		0- 1		0- 0		0- 0	
2- 2		0- 0	0- 0		AWAY		0- 1		0- 1		2- 0	
5- 5		0- 1	0- 0		NEUTRAL		0- 0		0- 1		5- 3	
6- 10		0- 0	0- 0		CONFERENCE		0- 2		0- 0		6- 8	
5- 3		0- 0	0- 0		HOME		0- 1		0- 0		5- 2	
1- 7		0- 0	0- 0		AWAY		0- 1		0- 0		1- 6	
0- 0		0- 0	0- 0		NEUTRAL		0- 0		0- 0		0- 0	
RPI S	Opponent	Score		RPI S	Opponent	Score		RPI S	Opponent	Score		
11 N	Minnesota	0	3			62 H	Auburn 0 3	109 N	Samford	0	3	
						69 A	Lipscomb 0 3	118 A	UAB	1	3	
						95 A	Morehead St. 0 3	159 N	Georgia Tech	0	3	
						95 H	Morehead St. 0 3	168 A	Southeast Mo. St.	0	3	
								177 A	Belmont	0	3	
								177 H	Belmont	0	3	
								181 A	Tennessee	3	2	
								185 A	Eastern Ky.	1	3	
								185 H	Eastern Ky.	1	3	
								186 A	Eastern Ill.	1	3	
								191 N	South Ala.	3	1	
								198 N	Coastal Caro.	0	3	
								207 H	Austin Peay	3	2	
								236 H	Murray St.	3	2	
								251 A	Tennessee St.	0	3	
								251 H	Tennessee St.	3	0	
								253 A	SIU Edwardsville	1	3	
								269 N	Presbyterian	3	0	
								278 A	Alabama St.	3	0	
								291 H	UT Martin	3	0	
								297 N	New Orleans	3	0	
								298 A	Tennessee Tech	3	0	
								298 H	Tennessee Tech	3	0	
								307 N	Mercer	1	3	
								318 N	Ark.-Pine Bluff	3	0	
								331 N	Savannah St.	3	0	
				LAST 10 GAMES								
				291 H	UT Martin	3	0	185 H	Eastern Ky.	1	3	
				298 A	Tennessee Tech	3	0	177 A	Belmont	0	3	
				253 A	SIU Edwardsville	1	3	251 A	Tennessee St.	0	3	
				186 A	Eastern Ill.	1	3	185 A	Eastern Ky.	1	3	
				95 H	Morehead St.	0	3	95 A	Morehead St.	0	3	

Non-Div. I Games:

Jacksonville St.

Average RPI Win: 243		WON-LOST	WINNING	LAST 10	STRENGTH OF		OPP. STRENGTH	TEAM	ADJ	CONF.	ADJ CONF.
Average RPI Loss: 182		RECORD	PCT. RANK	GAMES	SCHEDULE		OF SCHEDULE	RPI	RPI	RPI	RPI
DIV. I ONLY		11- 15	.42308	216	4- 6		211	270	227	.4203	238
DIV. I NON-CONF.		7- 5	.58333	135	0- 0		189	306	165	.47775	183
TOTALS		RPI 1-25	RPI 26-50		W-L RECORDS		RPI 51-100		RPI 101-150		RPI 150+
11- 15	0- 1	0- 2		OVERALL		0- 0		0- 0		11- 12	
7- 8	0- 1	0- 1		HOME		0- 0		0- 0		7- 6	
2- 7	0- 0	0- 1		AWAY		0- 0		0- 0		2- 6	
2- 0	0- 0	0- 0		NEUTRAL		0- 0		0- 0		2- 0	
7- 5	0- 1	0- 0		NON-CONFERENCE		0- 0		0- 0		7- 4	
5- 3	0- 1	0- 0		HOME		0- 0		0- 0		5- 2	
0- 2	0- 0	0- 0		AWAY		0- 0		0- 0		0- 2	
2- 0	0- 0	0- 0		NEUTRAL		0- 0		0- 0		2- 0	
4- 10	0- 0	0- 2		CONFERENCE		0- 0		0- 0		4- 8	
2- 5	0- 0	0- 1		HOME		0- 0		0- 0		2- 4	
2- 5	0- 0	0- 1		AWAY		0- 0		0- 0		2- 4	
0- 0	0- 0	0- 0		NEUTRAL		0- 0		0- 0		0- 0	
RPI S	Opponent	Score		RPI S	Opponent	Score		RPI S	Opponent	Score	
11 H	Minnesota	0	3	39 A	Yale	0	3	164 A	Harvard	0	3
				39 H	Yale	1	3	164 H	Harvard	3	2
								169 A	Penn	1	3
								169 H	Penn	1	3
								172 A	Marist	1	3
								188 H	Rhode Island	3	1
								202 H	Central Conn. St.	3	0
								203 H	UConn	0	3
								206 H	New Hampshire	3	1
								220 A	Brown	2	3
								220 H	Brown	0	3
								227 A	Cornell	1	3
								227 H	Cornell	3	2
								235 H	Manhattan	3	1
								246 A	Princeton	3	2
								246 H	Princeton	2	3
								272 A	Columbia	3	0
								272 H	Columbia	2	3
								274 H	Grand Canyon	2	3
								292 N	Hartford	3	0
								311 H	Providence	3	1
								312 A	Bryant	0	3
								329 N	UMass Lowell	3	0
LAST 10 GAMES											
272 A	Columbia	3	0	39 H	Yale	1	3	164 H	Harvard	3	2
227 A	Cornell	1	3	169 A	Penn	1	3	246 A	Princeton	3	2
246 H	Princeton	2	3	227 H	Cornell	3	2				
169 H	Penn	1	3								
220 H	Brown	0	3								

Non-Div. I Games:

Dartmouth

Average RPI Win: 216		WON-LOST	WINNING	LAST 10	STRENGTH OF		OPP. STRENGTH	TEAM	ADJ	CONF.	ADJ CONF.		
Average RPI Loss: 132		RECORD	PCT. RANK	GAMES	SCHEDULE		OF SCHEDULE	RPI	RPI	RPI	RPI		
DIV. I ONLY		8- 23	.25806	284	3- 7		154	146	253	.42006	239	10	10
DIV. I NON-CONF.		3- 8	.27273	271	0- 0		223	256	281	.39641	273	9	9
TOTALS		RPI 1-25	RPI 26-50		W-L RECORDS		RPI 51-100		RPI 101-150		RPI 150+		
8- 23		0- 2	0- 0		OVERALL		1- 7		1- 7		6- 7		
5- 6		0- 1	0- 0		HOME		1- 3		1- 2		3- 0		
2- 12		0- 1	0- 0		AWAY		0- 4		0- 5		2- 2		
1- 5		0- 0	0- 0		NEUTRAL		0- 0		0- 0		1- 5		
3- 8		0- 0	0- 0		NON-CONFERENCE		0- 0		0- 2		3- 6		
1- 0		0- 0	0- 0		HOME		0- 0		0- 0		1- 0		
1- 3		0- 0	0- 0		AWAY		0- 0		0- 2		1- 1		
1- 5		0- 0	0- 0		NEUTRAL		0- 0		0- 0		1- 5		
5- 15		0- 2	0- 0		CONFERENCE		1- 7		1- 5		3- 1		
4- 6		0- 1	0- 0		HOME		1- 3		1- 2		2- 0		
1- 9		0- 1	0- 0		AWAY		0- 4		0- 3		1- 1		
0- 0		0- 0	0- 0		NEUTRAL		0- 0		0- 0		0- 0		
RPI S	Opponent	Score	RPI S	Opponent	Score	RPI S	Opponent	Score	RPI S	Opponent	Score		
21 A	Colorado St.	0 3				68 A	New Mexico	0 3	116 A	Pacific	0 3		
21 H	Colorado St.	0 3				68 H	New Mexico	1 3	131 A	UNLV	1 3		
						81 A	Utah St.	0 3	131 H	UNLV	3 2		
						81 H	Utah St.	0 3	134 A	Bakersfield	1 3		
						87 A	San Diego St.	0 3	137 A	Wyoming	1 3		
						87 H	San Diego St.	3 2	137 H	Wyoming	2 3		
						100 A	Fresno St.	0 3	145 A	Boise St.	0 3		
						100 H	Fresno St.	2 3	145 H	Boise St.	2 3		
									161 N	Cal Poly	1 3		
									180 N	Northern Ariz.	0 3		
									202 N	Central Conn. St.	0 3		
									217 A	Air Force	0 3		
									217 H	Air Force	3 1		
									219 A	William & Mary	1 3		
									229 A	Sacramento St.	3 0		
									230 H	Eastern Wash.	3 2		
									234 N	Campbell	2 3		
									247 N	Winthrop	2 3		
									273 A	Nevada	3 0		
									273 H	Nevada	3 2		
									286 N	UC Riverside	3 0		
			LAST 10 GAMES										
	217 A	Air Force	0	3		81 A	Utah St.	0 3					
	68 A	New Mexico	0	3		131 H	UNLV	3 2					
	137 H	Wyoming	2	3		87 H	San Diego St.	3 2					
	21 H	Colorado St.	0	3		273 A	Nevada	3 0					
	145 A	Boise St.	0	3		100 H	Fresno St.	2 3					

Non-Div. I Games:

San Jose St.

Average RPI Win: 286		WON-LOST RECORD		WINNING PCT. RANK		LAST 10 GAMES		STRENGTH OF SCHEDULE		OPP. STRENGTH OF SCHEDULE		TEAM RPI		ADJ RPI		CONF. RPI		ADJ CONF. RPI	
Average RPI Loss: 144																			
DIV. I ONLY		9- 19		.32143 262		6- 4		155		249		241		.41995 240		29		29	
DIV. I NON-CONF.		0- 13		0 318		0- 0		33		33		243		.43402 231		28		28	
TOTALS		RPI 1-25		RPI 26-50		W-L RECORDS		RPI 51-100		RPI 101-150		RPI 150+							
9- 19		0- 2		0- 2		OVERALL		0- 3		0- 3		9- 9							
6- 1		0- 0		0- 0		HOME		0- 0		0- 0		6- 1							
3- 9		0- 2		0- 0		AWAY		0- 1		0- 1		3- 5							
0- 9		0- 0		0- 2		NEUTRAL		0- 2		0- 2		0- 3							
0- 13		0- 2		0- 2		NON-CONFERENCE		0- 3		0- 3		0- 3							
0- 0		0- 0		0- 0		HOME		0- 0		0- 0		0- 0							
0- 5		0- 2		0- 0		AWAY		0- 1		0- 1		0- 1							
0- 8		0- 0		0- 2		NEUTRAL		0- 2		0- 2		0- 2							
9- 6		0- 0		0- 0		CONFERENCE		0- 0		0- 0		9- 6							
6- 1		0- 0		0- 0		HOME		0- 0		0- 0		6- 1							
3- 4		0- 0		0- 0		AWAY		0- 0		0- 0		3- 4							
0- 1		0- 0		0- 0		NEUTRAL		0- 0		0- 0		0- 1							
RPI S	Opponent	Score		RPI S	Opponent	Score		RPI S	Opponent	Score		RPI S	Opponent	Score					
1 A	Penn St.	0	3	39 N	Yale	0	3	52 A	Colgate	0	3	115 A	Loyola Marymount	0	3				
22 A	North Carolina	0	3	47 N	UCLA	0	3	78 N	Northeastern	0	3	120 N	North Texas	0	3				
								82 N	Pittsburgh	0	3	150 N	James Madison	0	3				
												151 N	George Washington	0	3				
												185 N	Eastern Ky.	2	3				
												203 A	UConn	0	3				
												206 A	New Hampshire	2	3				
												206 H	New Hampshire	3	0				
												228 A	UMBC	2	3				
												228 H	UMBC	2	3				
												228 N	UMBC	0	3				
												262 A	Stony Brook	3	0				
												262 H	Stony Brook	3	1				
												292 A	Hartford	3	1				
												292 H	Hartford	3	1				
												295 A	Binghamton	0	3				
												295 H	Binghamton	3	0				
												311 A	Providence	0	3				
												311 H	Providence	3	0				
												329 A	UMass Lowell	3	0				
												329 H	UMass Lowell	3	0				
				LAST 10 GAMES															
				228 N	UMBC	0	3	228 A	UMBC	2	3								
				329 A	UMass Lowell	3	0	262 A	Stony Brook	3	0								
				206 A	New Hampshire	2	3	295 A	Binghamton	0	3								
				292 H	Hartford	3	1	206 H	New Hampshire	3	0								
				311 H	Providence	3	0	329 H	UMass Lowell	3	0								

Non-Div. I Games:

Albany (NY)

Average RPI Win: 258		WON-LOST	WINNING	LAST 10	STRENGTH OF		OPP. STRENGTH	TEAM	ADJ	CONF.	ADJ CONF.				
Average RPI Loss: 137		RECORD	PCT. RANK	GAMES	SCHEDULE		OF SCHEDULE	RPI	RPI	RPI	RPI				
DIV. I ONLY		9- 20	.31034	266	2- 8		160	198	242	.41852	241	12	13		
DIV. I NON-CONF.		5- 6	.45455	197	0- 0		201	294	214	.4442	220	11	12		
<hr/>															
TOTALS		RPI 1-25		RPI 26-50		W-L RECORDS		RPI 51-100		RPI 101-150		RPI 150+			
9- 20		0- 0		0- 2		OVERALL		0- 6		0- 3		9- 9			
4- 8		0- 0		0- 1		HOME		0- 3		0- 2		4- 2			
4- 10		0- 0		0- 1		AWAY		0- 3		0- 1		4- 5			
1- 2		0- 0		0- 0		NEUTRAL		0- 0		0- 0		1- 2			
5- 6		0- 0		0- 0		NON-CONFERENCE		0- 0		0- 1		5- 5			
2- 1		0- 0		0- 0		HOME		0- 0		0- 1		2- 0			
2- 3		0- 0		0- 0		AWAY		0- 0		0- 0		2- 3			
1- 2		0- 0		0- 0		NEUTRAL		0- 0		0- 0		1- 2			
4- 14		0- 0		0- 2		CONFERENCE		0- 6		0- 2		4- 4			
2- 7		0- 0		0- 1		HOME		0- 3		0- 1		2- 2			
2- 7		0- 0		0- 1		AWAY		0- 3		0- 1		2- 2			
0- 0		0- 0		0- 0		NEUTRAL		0- 0		0- 0		0- 0			
RPI	S	Opponent	Score	RPI	S	Opponent	Score	RPI	S	Opponent	Score	RPI	S	Opponent	Score
				35	A	Wichita St.	0 3	61	A	UNI	0 3	103	H	Valparaiso	1 3
				35	H	Wichita St.	0 3	61	H	UNI	0 3	105	A	Southern Ill.	0 3
								70	A	Missouri St.	0 3	105	H	Southern Ill.	1 3
								70	H	Missouri St.	0 3	173	A	Loyola Chicago	0 3
								94	A	Illinois St.	0 3	173	H	Loyola Chicago	0 3
								94	H	Illinois St.	1 3	175	A	Miami (OH)	0 3
												177	A	Belmont	1 3
												192	N	Hampton	2 3
												222	A	Bradley	3 2
												222	H	Bradley	3 1
												225	H	Memphis	3 2
												233	N	Northern Ky.	1 3
												236	A	Murray St.	3 0
												236	N	Murray St.	3 0
												243	A	Indiana St.	0 3
												243	H	Indiana St.	2 3
												253	H	SIU Edwardsville	3 1
												291	A	UT Martin	2 3
												303	A	Drake	3 0
												303	H	Drake	3 0
												326	A	N.C. Central	3 0
				LAST 10 GAMES											
				94	H	Illinois St.	1 3	70	H	Missouri St.	0 3				
				243	H	Indiana St.	2 3	35	H	Wichita St.	0 3				
				105	A	Southern Ill.	0 3	173	A	Loyola Chicago	0 3				
				303	A	Drake	3 0	222	A	Bradley	3 2				
				61	A	UNI	0 3	105	H	Southern Ill.	1 3				

Non-Div. I Games:

Evansville

Average RPI Win: 275		WON-LOST	WINNING	LAST 10	STRENGTH OF		OPP. STRENGTH	TEAM	ADJ		CONF.	ADJ CONF.	
Average RPI Loss: 186		RECORD	PCT. RANK	GAMES	SCHEDULE		OF SCHEDULE	RPI	RPI		RPI	RPI	
DIV. I ONLY		17- 14	.54839	137	4- 6		308	264	237	.41718	242	27	27
DIV. I NON-CONF.		10- 6	.625	109	0- 0		319	262	235	.42958	236	27	27
TOTALS		RPI 1-25	RPI 26-50		W-L RECORDS		RPI 51-100		RPI 101-150		RPI 150+		
17- 14	0- 0	0- 0		OVERALL		0- 2		0- 1		17- 11			
8- 2	0- 0	0- 0		HOME		0- 0		0- 0		8- 2			
4- 7	0- 0	0- 0		AWAY		0- 1		0- 1		4- 5			
5- 5	0- 0	0- 0		NEUTRAL		0- 1		0- 0		5- 4			
10- 6	0- 0	0- 0		NON-CONFERENCE		0- 2		0- 1		10- 3			
3- 0	0- 0	0- 0		HOME		0- 0		0- 0		3- 0			
2- 2	0- 0	0- 0		AWAY		0- 1		0- 1		2- 0			
5- 4	0- 0	0- 0		NEUTRAL		0- 1		0- 0		5- 3			
7- 8	0- 0	0- 0		CONFERENCE		0- 0		0- 0		7- 8			
5- 2	0- 0	0- 0		HOME		0- 0		0- 0		5- 2			
2- 5	0- 0	0- 0		AWAY		0- 0		0- 0		2- 5			
0- 1	0- 0	0- 0		NEUTRAL		0- 0		0- 0		0- 1			
RPI S	Opponent	Score	RPI S	Opponent	Score	RPI S	Opponent	Score	RPI S	Opponent	Score		
						64 N	Ball St.	0 3	146 A	UNC Wilmington	1 3		
						65 A	Col. of Charleston	0 3	157 A	Radford	0 3		
									157 H	Radford	1 3		
									181 N	Tennessee	1 3		
									189 A	Liberty	0 3		
									189 H	Liberty	0 3		
									189 N	Liberty	1 3		
									198 A	Coastal Caro.	1 3		
									200 H	High Point	3 1		
									209 A	Western Caro.	3 0		
									231 N	Boston College	3 2		
									234 H	Campbell	3 0		
									247 A	Winthrop	2 3		
									247 H	Winthrop	3 1		
									252 N	Charlotte	1 3		
									269 A	Presbyterian	3 2		
									269 H	Presbyterian	3 0		
									276 A	Gardner-Webb	2 3		
									276 H	Gardner-Webb	3 1		
									284 N	Alabama A&M	3 0		
									290 A	Chattanooga	3 1		
									291 N	UT Martin	1 3		
									296 N	Wright St.	3 1		
									306 H	USC Upstate	3 1		
									307 N	Mercer	3 1		
									308 A	Charleston So.	3 2		
									314 H	N.C. A&T	3 0		
			LAST 10 GAMES										
			189 N	Liberty	1 3	234 H	Campbell	3 0	296 N	Wright St.	3 1		
			157 H	Radford	1 3	200 H	High Point	3 1	306 H	USC Upstate	3 1		
			189 H	Liberty	0 3	198 A	Coastal Caro.	1 3	307 N	Mercer	3 1		
			247 A	Winthrop	2 3	308 A	Charleston So.	3 2	308 A	Charleston So.	3 2		
			269 A	Presbyterian	3 2	276 A	Gardner-Webb	2 3	314 H	N.C. A&T	3 0		

Non-Div. I Games:

UNC Asheville

RPI	S	Opponent	Score	
314	N	N.C. A&T	3	0
326	H	N.C. Central	3	0

UNC Asheville

U
N
C
A
s
h
e
v
i
l
l
e

U
N
C
A
s
h
e
v
i
l
l
e

Average RPI Win:	249	WON-LOST RECORD	WINNING PCT. RANK	LAST 10 GAMES	STRENGTH OF SCHEDULE	OPP. STRENGTH OF SCHEDULE	TEAM RPI	ADJ RPI	CONF. RPI	ADJ CONF. RPI	
DIV. I ONLY	13- 17	.43333	207	5- 5	280	176	244	.41684	243	12	13
DIV. I NON-CONF.	7- 5	.58333	135	1- 0	328	279	274	.39745	272	11	12
<hr/>											
TOTALS	RPI 1-25	RPI 26-50		W-L RECORDS		RPI 51-100		RPI 101-150		RPI 150+	
13- 17	0- 0	0- 2		OVERALL		1- 5		0- 3		12- 7	
6- 6	0- 0	0- 1		HOME		1- 2		0- 2		5- 1	
4- 9	0- 0	0- 1		AWAY		0- 3		0- 1		4- 4	
3- 2	0- 0	0- 0		NEUTRAL		0- 0		0- 0		3- 2	
<hr/>											
7- 5	0- 0	0- 0		NON-CONFERENCE		0- 0		0- 1		7- 4	
2- 1	0- 0	0- 0		HOME		0- 0		0- 1		2- 0	
2- 2	0- 0	0- 0		AWAY		0- 0		0- 0		2- 2	
3- 2	0- 0	0- 0		NEUTRAL		0- 0		0- 0		3- 2	
<hr/>											
6- 12	0- 0	0- 2		CONFERENCE		1- 5		0- 2		5- 3	
4- 5	0- 0	0- 1		HOME		1- 2		0- 1		3- 1	
2- 7	0- 0	0- 1		AWAY		0- 3		0- 1		2- 2	
0- 0	0- 0	0- 0		NEUTRAL		0- 0		0- 0		0- 0	
<hr/>											
RPI	S	Opponent	Score	RPI	S	Opponent	Score	RPI	S	Opponent	Score
				35	A	Wichita St.	0 3	61	A	UNI	1 3
				35	H	Wichita St.	0 3	61	H	UNI	1 3
								70	A	Missouri St.	2 3
								70	H	Missouri St.	2 3
								94	A	Illinois St.	0 3
								94	H	Illinois St.	3 1

Non-Div. I Games:

Indiana St.

Average RPI Win:	254	WON-LOST RECORD	WINNING PCT. RANK	LAST 10 GAMES	STRENGTH OF SCHEDULE	OPP. STRENGTH OF SCHEDULE	TEAM RPI	ADJ RPI	CONF. RPI	ADJ CONF. RPI					
DIV. I ONLY		12- 18	.4 230	3- 7	288	167	258	.41682 244	23	22					
DIV. I NON-CONF.		6- 9	.4 220	0- 0	261	155	241	.42863 238	16	16					
<hr/>															
TOTALS	RPI 1-25	RPI 26-50		W-L RECORDS	RPI 51-100		RPI 101-150		RPI 150+						
12- 18	0- 2	0- 0		OVERALL	0- 3		2- 8		10- 5						
6- 2	0- 0	0- 0		HOME	0- 0		2- 2		4- 0						
2- 10	0- 1	0- 0		AWAY	0- 1		0- 5		2- 3						
4- 6	0- 1	0- 0		NEUTRAL	0- 2		0- 1		4- 2						
<hr/>															
6- 9	0- 2	0- 0		NON-CONFERENCE	0- 3		0- 1		6- 3						
1- 0	0- 0	0- 0		HOME	0- 0		0- 0		1- 0						
1- 4	0- 1	0- 0		AWAY	0- 1		0- 1		1- 1						
4- 5	0- 1	0- 0		NEUTRAL	0- 2		0- 0		4- 2						
<hr/>															
6- 9	0- 0	0- 0		CONFERENCE	0- 0		2- 7		4- 2						
5- 2	0- 0	0- 0		HOME	0- 0		2- 2		3- 0						
1- 6	0- 0	0- 0		AWAY	0- 0		0- 4		1- 2						
0- 1	0- 0	0- 0		NEUTRAL	0- 0		0- 1		0- 0						
<hr/>															
RPI S	Opponent	Score		RPI S	Opponent	Score		RPI S	Opponent	Score					
11 A	Minnesota	0	3			64 N	Ball St.	0	3	114 A	IUPUI	0	3		
12 N	Duke	0	3			64 N	Ball St.	1	3	114 H	IUPUI	2	3		
						75 A	Northern Ill.	2	3	124 A	Iowa	1	3		
										129 A	South Dakota	0	3		
										129 H	South Dakota	3	2		
										129 N	South Dakota	0	3		
										140 A	Denver	0	3		
										140 H	Denver	0	3		
										144 A	IPFW	2	3		
										144 H	IPFW	3	2		
										151 N	George Washington	2	3		
										179 N	Oakland	3	2		
										222 A	Bradley	1	3		
										224 A	North Dakota St.	0	3		
										224 H	North Dakota St.	3	0		
										267 N	Ill.-Chicago	3	0		
										275 A	South Dakota St.	2	3		
										275 H	South Dakota St.	3	0		
										291 N	UT Martin	3	1		
										293 A	Neb. Omaha	3	0		
										293 H	Neb. Omaha	3	0		
										303 N	Drake	2	3		
										313 N	UMES	3	1		
										317 A	Chicago St.	3	0		
										317 H	Chicago St.	3	0		
LAST 10 GAMES															
				129 H	South Dakota	3	2	114 H	IUPUI	2	3	313 N	UMES	3	1
				129 N	South Dakota	0	3	144 H	IPFW	3	2	317 A	Chicago St.	3	0
				140 H	Denver	0	3	293 H	Neb. Omaha	3	0	317 H	Chicago St.	3	0
				275 A	South Dakota St.	2	3	140 A	Denver	0	3				
				224 A	North Dakota St.	0	3	129 A	South Dakota	0	3				

Non-Div. I Games:

Western Ill.

H
o
w
a
r
d

Howard

RPI	S	Opponent	Score	
326	H	N.C. Central	3	0
327	A	Delaware St.	3	1
327	H	Delaware St.	3	1
328	H	Bethune-Cookman	3	0

Howard

H
o
w
a
r
d

H
o
w
a
r
d

Average RPI Win:	255	WON-LOST	WINNING	LAST 10	STRENGTH OF	OPP. STRENGTH	TEAM	ADJ	CONF.	ADJ CONF.	
Average RPI Loss:	176	RECORD	PCT. RANK	GAMES	SCHEDULE	OF SCHEDULE	RPI	RPI	RPI	RPI	
DIV. I ONLY	10- 14	.41667	221	4- 6	265	234	249	.4143	246	18	18
DIV. I NON-CONF.	4- 6	.4	220	0- 0	309	269	287	.38533	287	19	20
<hr/>											
TOTALS	RPI 1-25	RPI 26-50		W-L RECORDS	RPI 51-100		RPI 101-150		RPI 150+		
10- 14	0- 0	0- 2		OVERALL	0- 1		0- 0		10- 11		
4- 4	0- 0	0- 1		HOME	0- 1		0- 0		4- 2		
3- 7	0- 0	0- 1		AWAY	0- 0		0- 0		3- 6		
3- 3	0- 0	0- 0		NEUTRAL	0- 0		0- 0		3- 3		
<hr/>											
4- 6	0- 0	0- 0		NON-CONFERENCE	0- 1		0- 0		4- 5		
0- 1	0- 0	0- 0		HOME	0- 1		0- 0		0- 0		
1- 2	0- 0	0- 0		AWAY	0- 0		0- 0		1- 2		
3- 3	0- 0	0- 0		NEUTRAL	0- 0		0- 0		3- 3		
<hr/>											
6- 8	0- 0	0- 2		CONFERENCE	0- 0		0- 0		6- 6		
4- 3	0- 0	0- 1		HOME	0- 0		0- 0		4- 2		
2- 5	0- 0	0- 1		AWAY	0- 0		0- 0		2- 4		
0- 0	0- 0	0- 0		NEUTRAL	0- 0		0- 0		0- 0		
<hr/>											
RPI	S	Opponent	Score	RPI	S	Opponent	Score	RPI	S	Opponent	Score
				39	A	Yale	1 3				
				39	H	Yale	1 3				
								157	N	Radford	0 3
								164	A	Harvard	0 3
								164	H	Harvard	0 3
								169	A	Penn	0 3
								169	H	Penn	3 2
								199	N	Central Mich.	0 3
								201	A	Hofstra	1 3
								220	A	Brown	2 3
								220	H	Brown	3 0
								227	A	Cornell	1 3
								227	H	Cornell	3 0
								238	A	Dartmouth	3 2
								238	H	Dartmouth	2 3
								250	N	Coppin St.	3 0
								262	N	Stony Brook	1 3
								265	A	George Mason	3 1
								272	A	Columbia	3 1
								272	H	Columbia	3 1
								306	N	USC Upstate	3 2
								312	A	Bryant	1 3
								329	N	UMass Lowell	3 0
				LAST 10 GAMES							
				220	H	Brown	3 0	272	H	Columbia	3 1
				39	H	Yale	1 3	169	A	Penn	0 3
				238	A	Dartmouth	3 2	164	H	Harvard	0 3
				164	A	Harvard	0 3	238	H	Dartmouth	2 3
				227	H	Cornell	3 0	39	A	Yale	1 3

Non-Div. I Games:

Princeton

Average RPI Win:	266	WON-LOST	WINNING	LAST 10	STRENGTH OF	OPP. STRENGTH	TEAM	ADJ	CONF.	ADJ CONF.	
Average RPI Loss:	197	RECORD	PCT. RANK	GAMES	SCHEDULE	OF SCHEDULE	RPI	RPI	RPI	RPI	
DIV. I ONLY	17- 13	.56667	125	6- 4	315	272	243	.41425	247	27	27
DIV. I NON-CONF.	10- 5	.66667	86	1- 0	327	257	237	.43248	233	27	27
<hr/>											
TOTALS	RPI 1-25	RPI 26-50		W-L RECORDS		RPI 51-100		RPI 101-150		RPI 150+	
17- 13	0- 0	0- 0		OVERALL		0- 0		2- 3		15- 10	
11- 3	0- 0	0- 0		HOME		0- 0		0- 1		11- 2	
3- 8	0- 0	0- 0		AWAY		0- 0		0- 2		3- 6	
3- 2	0- 0	0- 0		NEUTRAL		0- 0		2- 0		1- 2	
10- 5	0- 0	0- 0		NON-CONFERENCE		0- 0		2- 3		8- 2	
6- 1	0- 0	0- 0		HOME		0- 0		0- 1		6- 0	
1- 3	0- 0	0- 0		AWAY		0- 0		0- 2		1- 1	
3- 1	0- 0	0- 0		NEUTRAL		0- 0		2- 0		1- 1	
7- 8	0- 0	0- 0		CONFERENCE		0- 0		0- 0		7- 8	
5- 2	0- 0	0- 0		HOME		0- 0		0- 0		5- 2	
2- 5	0- 0	0- 0		AWAY		0- 0		0- 0		2- 5	
0- 1	0- 0	0- 0		NEUTRAL		0- 0		0- 0		0- 1	
RPI S	Opponent	Score	RPI S	Opponent	Score	RPI S	Opponent	Score	RPI S	Opponent	Score
								116 A Pacific		0	3
								119 A Clemson		1	3
								121 N Furman		3	2
								126 N South Carolina		3	2
								146 H UNC Wilmington		1	3
								157 H Radford		0	3
								189 H Liberty		3	2
								194 A Davidson		2	3
								198 A Coastal Caro.		2	3
								198 H Coastal Caro.		1	3
								200 A High Point		0	3
								200 N High Point		0	3
								234 A Campbell		2	3
								239 N San Jose St.		3	2
								242 A UNC Asheville		1	3
								242 H UNC Asheville		3	2
								269 A Presbyterian		0	3
								269 H Presbyterian		3	1
								276 A Gardner-Webb		3	0
								276 H Gardner-Webb		3	0
								286 N UC Riverside		1	3
								289 H Fordham		3	0
								298 H Tennessee Tech		3	0
								305 A Citadel		3	0
								305 H Citadel		3	1
								308 A Charleston So.		3	0
								308 H Charleston So.		3	0
LAST 10 GAMES											
								200 N High Point		0	3
								269 H Presbyterian		3	1
								305 A Citadel		3	0
								242 H UNC Asheville		3	2
								276 H Gardner-Webb		3	0
								198 A Coastal Caro.		2	3
								308 A Charleston So.		3	0
								189 H Liberty		3	2
								157 H Radford		0	3
								234 A Campbell		2	3

Non-Div. I Games:

Winthrop

RPI	S	Opponent	Score	
314	H	N.C. A&T	3	2
328	H	Bethune-Cookman	3	0
331	H	Savannah St.	3	0

Winthrop

W
i
n
t
h
r
o
p

W
i
n
t
h
r
o
p

Average RPI Win:	276	WON-LOST	WINNING	LAST 10	STRENGTH OF	OPP. STRENGTH	TEAM	ADJ	CONF.	ADJ CONF.	
Average RPI Loss:	162	RECORD	PCT. RANK	GAMES	SCHEDULE	OF SCHEDULE	RPI	RPI	RPI	RPI	
DIV. I ONLY	10- 16	.38462	240	3- 7	240	260	247	.41312	248	16	16
DIV. I NON-CONF.	7- 3	.7	75	1- 0	298	322	191	.46587	196	20	21
<hr/>											
TOTALS	RPI 1-25	RPI 26-50		W-L RECORDS		RPI 51-100		RPI 101-150		RPI 150+	
10- 16	0- 0	0- 2		OVERALL		0- 4		0- 3		10- 7	
5- 6	0- 0	0- 1		HOME		0- 2		0- 1		5- 2	
3- 8	0- 0	0- 1		AWAY		0- 2		0- 1		3- 4	
2- 2	0- 0	0- 0		NEUTRAL		0- 0		0- 1		2- 1	
<hr/>											
7- 3	0- 0	0- 0		NON-CONFERENCE		0- 0		0- 1		7- 2	
2- 1	0- 0	0- 0		HOME		0- 0		0- 0		2- 1	
3- 0	0- 0	0- 0		AWAY		0- 0		0- 0		3- 0	
2- 2	0- 0	0- 0		NEUTRAL		0- 0		0- 1		2- 1	
<hr/>											
3- 13	0- 0	0- 2		CONFERENCE		0- 4		0- 2		3- 5	
3- 5	0- 0	0- 1		HOME		0- 2		0- 1		3- 1	
0- 8	0- 0	0- 1		AWAY		0- 2		0- 1		0- 4	
0- 0	0- 0	0- 0		NEUTRAL		0- 0		0- 0		0- 0	
<hr/>											
RPI S	Opponent	Score	RPI S	Opponent	Score	RPI S	Opponent	Score	RPI S	Opponent	Score
			45 A American	0	3	52 A Colgate	0	3	142 A Lehigh	0	3
			45 H American	0	3	52 H Colgate	0	3	142 H Lehigh	0	3
						99 A Army	0	3	143 N Buffalo	0	3
						99 H Army	2	3	223 N Iona	3	0
								226 A Navy	0	3	
								226 H Navy	0	3	
								227 A Cornell	3	2	
								229 N Sacramento St.	2	3	
								245 A Howard	3	2	
								255 A Loyola Maryland	2	3	
								255 H Loyola Maryland	3	1	
								271 A Lafayette	1	3	
								271 H Lafayette	3	1	
								281 A Holy Cross	0	3	
								281 H Holy Cross	3	1	
								282 H Canisius	2	3	
								283 H Rider	3	1	
								323 A La Salle	3	1	
								324 H Fairleigh Dickinson	3	2	
								324 N Fairleigh Dickinson	3	0	
<hr/>											
			LAST 10 GAMES								
			255 A Loyola Maryland	2	3	281 H Holy Cross	3	1			
			271 H Lafayette	3	1	99 H Army	2	3			
			142 A Lehigh	0	3	52 A Colgate	0	3			
			226 A Navy	0	3	52 H Colgate	0	3			
			45 A American	0	3	245 A Howard	3	2			

Non-Div. I Games:

Bucknell

Average RPI Win: 283		WON-LOST	WINNING	LAST 10	STRENGTH OF		OPP. STRENGTH	TEAM	ADJ		CONF.	ADJ CONF.
Average RPI Loss: 136		RECORD	PCT. RANK	GAMES	SCHEDULE		OF SCHEDULE	RPI	RPI		RPI	RPI
DIV. I ONLY		7- 21	.25 285	3- 7	159		211	261	.41238 249		20	20
DIV. I NON-CONF.		2- 10	.16667 290	0- 0	117		163	256	.42375 245		22	22
TOTALS		RPI 1-25	RPI 26-50	W-L RECORDS	RPI 51-100		RPI 101-150	RPI 150+				
7- 21	0- 0		0- 3	OVERALL	0- 5		0- 5	7- 8				
4- 7	0- 0		0- 1	HOME	0- 1		0- 2	4- 3				
1- 9	0- 0		0- 0	AWAY	0- 2		0- 2	1- 4				
2- 5	0- 0		0- 1	NEUTRAL	0- 2		0- 1	2- 1				
2- 10	0- 0		0- 2	NON-CONFERENCE	0- 3		0- 3	2- 2				
0- 2	0- 0		0- 0	HOME	0- 0		0- 1	0- 1				
0- 3	0- 0		0- 1	AWAY	0- 1		0- 1	0- 0				
2- 5	0- 0		0- 1	NEUTRAL	0- 2		0- 1	2- 1				
5- 11	0- 0		0- 1	CONFERENCE	0- 2		0- 2	5- 6				
4- 5	0- 0		0- 1	HOME	0- 1		0- 1	4- 2				
1- 6	0- 0		0- 0	AWAY	0- 1		0- 1	1- 4				
0- 0	0- 0		0- 0	NEUTRAL	0- 0		0- 0	0- 0				
RPI S	Opponent	Score	RPI S	Opponent	Score	RPI S	Opponent	Score	RPI S	Opponent	Score	
			31 N	Texas A&M	0 3	55 A	Tulane	0 3	104 A	Texas St.	0 3	
			44 H	Central Ark.	0 3	67 N	Washington St.	0 3	115 N	Loyola Marymount	0 3	
			46 A	UTSA	0 3	86 N	SMU	0 3	123 A	A&M-Corpus Christi	0 3	
						97 H	Oral Roberts	1 3	123 H	A&M-Corpus Christi	2 3	
						98 A	Northwestern St.	1 3	149 H	Rice	0 3	
									163 A	Sam Houston St.	0 3	
									163 H	Sam Houston St.	1 3	
									183 A	Stephen F. Austin	1 3	
									196 N	Houston	1 3	
									204 A	Houston Baptist	0 3	
									204 H	Houston Baptist	3 2	
									264 H	Southeastern La.	3 0	
									266 A	McNeese St.	1 3	
									266 H	McNeese St.	0 3	
									277 H	Tex.-Pan American	2 3	
									294 A	Nicholls St.	3 0	
									294 H	Nicholls St.	3 1	
									297 H	New Orleans	3 1	
									309 N	Jackson St.	3 0	
									316 N	Quinnipiac	3 1	
			LAST 10 GAMES									
			204 A	Houston Baptist	0 3	44 H	Central Ark.	0 3				
			123 A	A&M-Corpus Christi	0 3	183 A	Stephen F. Austin	1 3				
			266 H	McNeese St.	0 3	98 A	Northwestern St.	1 3				
			294 H	Nicholls St.	3 1	297 H	New Orleans	3 1				
			97 H	Oral Roberts	1 3	264 H	Southeastern La.	3 0				

Non-Div. I Games: Incarnate Word 3 0 Abilene Christian 3 0

Lamar

Average RPI Win: 287		WON-LOST RECORD		WINNING PCT. RANK		LAST 10 GAMES		STRENGTH OF SCHEDULE		OPP. STRENGTH OF SCHEDULE		TEAM RPI		ADJ RPI		CONF. RPI		ADJ CONF. RPI	
DIV. I ONLY		15- 16		.48387 182		8- 2		260		303		232		.41087 250		31		32	
DIV. I NON-CONF.		4- 11		.26667 275		1- 0		156		227		245		.40977 263		31		31	
TOTALS		RPI 1-25		RPI 26-50		W-L RECORDS		RPI 51-100		RPI 101-150		RPI 150+							
15- 16		0- 1		0- 3		OVERALL		0- 0		0- 0		15- 12							
9- 2		0- 0		0- 1		HOME		0- 0		0- 0		9- 1							
3- 8		0- 1		0- 0		AWAY		0- 0		0- 0		3- 7							
3- 6		0- 0		0- 2		NEUTRAL		0- 0		0- 0		3- 4							
4- 11		0- 1		0- 3		NON-CONFERENCE		0- 0		0- 0		4- 7							
1- 1		0- 0		0- 1		HOME		0- 0		0- 0		1- 0							
0- 5		0- 1		0- 0		AWAY		0- 0		0- 0		0- 4							
3- 5		0- 0		0- 2		NEUTRAL		0- 0		0- 0		3- 3							
11- 5		0- 0		0- 0		CONFERENCE		0- 0		0- 0		11- 5							
8- 1		0- 0		0- 0		HOME		0- 0		0- 0		8- 1							
3- 3		0- 0		0- 0		AWAY		0- 0		0- 0		3- 3							
0- 1		0- 0		0- 0		NEUTRAL		0- 0		0- 0		0- 1							
RPI	S	Opponent		Score		RPI	S	Opponent		Score		RPI	S	Opponent		Score			
5	A	Washington		0 3		41	N	Cal St. Northridge		0 3		184	N	Temple		1 3			
						41	N	Cal St. Northridge		0 3		192	A	Hampton		0 3			
						45	H	American		0 3		192	H	Hampton		3 2			
												192	N	Hampton		2 3			
												201	A	Hofstra		0 3			
												211	N	Siena		1 3			
												212	H	Florida A&M		3 2			
												221	A	Towson		1 3			
												228	A	UMBC		0 3			
												245	A	Howard		3 0			
												245	H	Howard		0 3			
												246	N	Princeton		0 3			
												255	N	Loyola Maryland		3 0			
												263	A	Morgan St.		2 3			
												263	H	Morgan St.		3 2			
												265	A	George Mason		1 3			
												280	A	Norfolk St.		0 3			
												280	H	Norfolk St.		3 2			
												301	N	Saint Francis (PA)		3 2			
												302	H	NJIT		3 1			
												313	A	UMES		3 0			
												313	H	UMES		3 0			
												320	N	St. Francis Brooklyn		3 0			
												326	H	N.C. Central		3 1			
												327	A	Delaware St.		3 0			
												327	H	Delaware St.		3 0			
												328	H	Bethune-Cookman		3 0			

Average RPI Win: 267		WON-LOST	WINNING	LAST 10	STRENGTH OF		OPP. STRENGTH	TEAM	ADJ	CONF.	ADJ CONF.
Average RPI Loss: 167		RECORD	PCT. RANK	GAMES	SCHEDULE		OF SCHEDULE	RPI	RPI	RPI	RPI
DIV. I ONLY		10- 18	.35714	251	3- 7		220	256	251	.40996	251
DIV. I NON-CONF.		4- 7	.36364	240	0- 0		252	244	260	.41362	259
TOTALS		RPI 1-25	RPI 26-50		W-L RECORDS		RPI 51-100		RPI 101-150		RPI 150+
10- 18	0- 0	0- 0		OVERALL		0- 4		0- 3		10- 11	
5- 4	0- 0	0- 0		HOME		0- 1		0- 0		5- 3	
3- 10	0- 0	0- 0		AWAY		0- 2		0- 1		3- 7	
2- 4	0- 0	0- 0		NEUTRAL		0- 1		0- 2		2- 1	
4- 7	0- 0	0- 0		NON-CONFERENCE		0- 1		0- 3		4- 3	
1- 0	0- 0	0- 0		HOME		0- 0		0- 0		1- 0	
1- 3	0- 0	0- 0		AWAY		0- 0		0- 1		1- 2	
2- 4	0- 0	0- 0		NEUTRAL		0- 1		0- 2		2- 1	
6- 11	0- 0	0- 0		CONFERENCE		0- 3		0- 0		6- 8	
4- 4	0- 0	0- 0		HOME		0- 1		0- 0		4- 3	
2- 7	0- 0	0- 0		AWAY		0- 2		0- 0		2- 5	
0- 0	0- 0	0- 0		NEUTRAL		0- 0		0- 0		0- 0	
RPI S	Opponent	Score	RPI S	Opponent	Score	RPI S	Opponent	Score	RPI S	Opponent	Score
						73 N	Ga. Southern	0 3	118 N	UAB	0 3
						95 A	Morehead St.	0 3	130 A	Indiana	1 3
						95 A	Morehead St.	0 3	137 N	Wyoming	1 3
						95 H	Morehead St.	0 3	168 H	Southeast Mo. St.	1 3
									177 A	Belmont	0 3
									177 H	Belmont	3 2
									185 A	Eastern Ky.	1 3
									185 H	Eastern Ky.	0 3
									186 A	Eastern Ill.	1 3
									191 A	South Ala.	1 3
									207 A	Austin Peay	0 3
									214 N	Elon	1 3
									225 A	Memphis	3 2
									236 A	Murray St.	3 0
									237 A	Jacksonville St.	0 3
									237 H	Jacksonville St.	3 0
									252 A	Charlotte	0 3
									253 H	SIU Edwardsville	1 3
									284 H	Alabama A&M	3 0
									291 H	UT Martin	3 1
									298 A	Tennessee Tech	3 0
									298 H	Tennessee Tech	3 0
									299 N	Southern Utah	3 1
									322 N	South Carolina St.	3 0
			LAST 10 GAMES								
			95 A	Morehead St.	0 3	236 A	Murray St.	3 0			
			253 H	SIU Edwardsville	1 3	207 A	Austin Peay	0 3			
			177 A	Belmont	0 3	237 H	Jacksonville St.	3 0			
			185 A	Eastern Ky.	1 3	298 H	Tennessee Tech	3 0			
			95 A	Morehead St.	0 3	168 H	Southeast Mo. St.	1 3			

Non-Div. I Games:

Tennessee St.

Average RPI Win:	276	WON-LOST	WINNING	LAST 10	STRENGTH OF	OPP. STRENGTH	TEAM	ADJ	CONF.	ADJ CONF.			
Average RPI Loss:	151	RECORD	PCT. RANK	GAMES	SCHEDULE	OF SCHEDULE	RPI	RPI	RPI	RPI			
DIV. I ONLY	12- 17	.41379	222	2- 8	285	220	256	.40921	252	11	11		
DIV. I NON-CONF.	10- 5	.66667	86	0- 0	323	293	232	.43051	235	12	11		
<hr/>													
TOTALS	RPI 1-25	RPI 26-50		W-L RECORDS		RPI 51-100		RPI 101-150		RPI 150+			
12- 17	0- 0	0- 2		OVERALL		0- 2		0- 5		12- 8			
4- 7	0- 0	0- 2		HOME		0- 2		0- 0		4- 3			
4- 7	0- 0	0- 0		AWAY		0- 0		0- 4		4- 3			
4- 3	0- 0	0- 0		NEUTRAL		0- 0		0- 1		4- 2			
10- 5	0- 0	0- 0		NON-CONFERENCE		0- 0		0- 1		10- 4			
3- 1	0- 0	0- 0		HOME		0- 0		0- 0		3- 1			
3- 1	0- 0	0- 0		AWAY		0- 0		0- 0		3- 1			
4- 3	0- 0	0- 0		NEUTRAL		0- 0		0- 1		4- 2			
2- 12	0- 0	0- 2		CONFERENCE		0- 2		0- 4		2- 4			
1- 6	0- 0	0- 2		HOME		0- 2		0- 0		1- 2			
1- 6	0- 0	0- 0		AWAY		0- 0		0- 4		1- 2			
0- 0	0- 0	0- 0		NEUTRAL		0- 0		0- 0		0- 0			
RPI	S	Opponent	Score	RPI	S	Opponent	Score	RPI	S	Opponent	Score		
				37	H	Tulsa	1 3	55	H	Tulane	0 3		
				46	H	UTSA	0 3	84	H	Middle Tenn.	2 3		
										118	A	UAB	1 3
										120	A	North Texas	0 3
										122	A	Marshall	1 3
										134	N	Bakersfield	1 3
										149	A	Rice	0 3
										156	H	UTEP	3 1
										176	A	FIU	2 3
										178	H	Southern Miss.	0 3
										181	N	Tennessee	0 3
										190	A	Fla. Atlantic	1 3
										194	A	Davidson	2 3
										214	H	Elon	1 3
										232	A	East Carolina	3 2
										242	N	UNC Asheville	3 1
										251	H	Tennessee St.	3 0
										276	H	Gardner-Webb	3 0
										279	H	Louisiana Tech	1 3
										280	A	Norfolk St.	3 0
										290	A	Chattanooga	3 2
										291	N	UT Martin	0 3
										308	N	Charleston So.	3 0
										313	N	UMES	3 0
										314	A	N.C. A&T	3 0
										322	H	South Carolina St.	3 0
										328	N	Bethune-Cookman	3 0
LAST 10 GAMES													
				118	A	UAB	1 3	122	A	Marshall	1 3		
				178	H	Southern Miss.	0 3	84	H	Middle Tenn.	2 3		
				232	A	East Carolina	3 2	37	H	Tulsa	1 3		
				156	H	UTEP	3 1	149	A	Rice	0 3		
				46	H	UTSA	0 3	120	A	North Texas	0 3		

Non-Div. I Games:

Charlotte

Average RPI Win: 235		WON-LOST	WINNING	LAST 10	STRENGTH OF		OPP. STRENGTH	TEAM	ADJ	CONF.	ADJ CONF.
Average RPI Loss: 190		RECORD	PCT. RANK	GAMES	SCHEDULE		OF SCHEDULE	RPI	RPI	RPI	RPI
DIV. I ONLY		14- 18	.4375	206	5- 5		250	259	233	.40706	253
DIV. I NON-CONF.		4- 9	.30769	259	0- 0		286	260	292	.36909	294
TOTALS		RPI 1-25	RPI 26-50		W-L RECORDS		RPI 51-100		RPI 101-150		RPI 150+
14- 18	0- 0	0- 0		OVERALL		0- 3		0- 1		14- 14	
6- 9	0- 0	0- 0		HOME		0- 1		0- 0		6- 8	
5- 6	0- 0	0- 0		AWAY		0- 2		0- 0		5- 4	
3- 3	0- 0	0- 0		NEUTRAL		0- 0		0- 1		3- 2	
4- 9	0- 0	0- 0		NON-CONFERENCE		0- 1		0- 1		4- 7	
2- 5	0- 0	0- 0		HOME		0- 1		0- 0		2- 4	
1- 1	0- 0	0- 0		AWAY		0- 0		0- 0		1- 1	
1- 3	0- 0	0- 0		NEUTRAL		0- 0		0- 1		1- 2	
10- 9	0- 0	0- 0		CONFERENCE		0- 2		0- 0		10- 7	
4- 4	0- 0	0- 0		HOME		0- 0		0- 0		4- 4	
4- 5	0- 0	0- 0		AWAY		0- 2		0- 0		4- 3	
2- 0	0- 0	0- 0		NEUTRAL		0- 0		0- 0		2- 0	
RPI S	Opponent	Score	RPI S	Opponent	Score	RPI S	Opponent	Score	RPI S	Opponent	Score
						62 H	Auburn	0 3	103 N	Valparaiso	1 3
						95 A	Morehead St.	1 3	155 H	UMKC	1 3
						95 A	Morehead St.	0 3	158 H	DePaul	1 3
									168 A	Southeast Mo. St.	3 1
									168 H	Southeast Mo. St.	2 3
									177 H	Belmont	3 1
									177 N	Belmont	3 1
									185 A	Eastern Ky.	3 2
									185 N	Eastern Ky.	3 1
									186 A	Eastern Ill.	1 3
									186 H	Eastern Ill.	2 3
									207 A	Austin Peay	3 0
									207 H	Austin Peay	1 3
									222 N	Bradley	2 3
									225 N	Memphis	1 3
									236 A	Murray St.	0 3
									236 H	Murray St.	3 1
									237 H	Jacksonville St.	3 1
									241 A	Evansville	1 3
									243 H	Indiana St.	2 3
									251 A	Tennessee St.	3 1
									259 H	Akron	0 3
									260 H	Georgia St.	3 1
									291 A	UT Martin	1 3
									291 H	UT Martin	1 3
									293 A	Neb. Omaha	3 0
									298 H	Tennessee Tech	3 0
			LAST 10 GAMES								
			95 A	Morehead St.	0 3	237 H	Jacksonville St.	3 1			
			185 N	Eastern Ky.	3 1	298 H	Tennessee Tech	3 0			
			177 N	Belmont	3 1	291 H	UT Martin	1 3			
			251 A	Tennessee St.	3 1	168 H	Southeast Mo. St.	2 3			
			186 H	Eastern Ill.	2 3	236 A	Murray St.	0 3			

Non-Div. I Games:

SIU Edwardsville

RPI	S	Opponent	Score	
299	N	Southern Utah	3	1
318	H	Ark.-Pine Bluff	3	0

SIU Edwardsville

Average RPI Win: 282		WON-LOST RECORD		WINNING PCT. RANK		LAST 10 GAMES		STRENGTH OF SCHEDULE		OPP. STRENGTH OF SCHEDULE		TEAM RPI		ADJ RPI		CONF. RPI		ADJ CONF. RPI	
Average RPI Loss: 154																			
DIV. I ONLY		10- 20		.33333 257		3- 7		187		287		252		.40676 254		22		23	
DIV. I NON-CONF.		4- 8		.33333 248		0- 1		133		320		228		.43246 234		23		24	
TOTALS		RPI 1-25		RPI 26-50		W-L RECORDS		RPI 51-100		RPI 101-150		RPI 150+							
10- 20		0- 0		0- 1		OVERALL		0- 6		0- 2		10- 11							
6- 6		0- 0		0- 0		HOME		0- 3		0- 0		6- 3							
2- 11		0- 0		0- 1		AWAY		0- 3		0- 1		2- 6							
2- 3		0- 0		0- 0		NEUTRAL		0- 0		0- 1		2- 2							
4- 8		0- 0		0- 1		NON-CONFERENCE		0- 0		0- 2		4- 5							
1- 2		0- 0		0- 0		HOME		0- 0		0- 0		1- 2							
1- 3		0- 0		0- 1		AWAY		0- 0		0- 1		1- 1							
2- 3		0- 0		0- 0		NEUTRAL		0- 0		0- 1		2- 2							
6- 12		0- 0		0- 0		CONFERENCE		0- 6		0- 0		6- 6							
5- 4		0- 0		0- 0		HOME		0- 3		0- 0		5- 1							
1- 8		0- 0		0- 0		AWAY		0- 3		0- 0		1- 5							
0- 0		0- 0		0- 0		NEUTRAL		0- 0		0- 0		0- 0							
RPI S	Opponent	Score		RPI S	Opponent	Score		RPI S	Opponent	Score		RPI S	Opponent	Score					
				32 A	Georgia	1	3	69 A	Lipscomb	0	3	103 N	Valparaiso	0	3				
								69 H	Lipscomb	0	3	107 A	UCF	0	3				
								76 A	East Tenn. St.	0	3	162 A	FGCU	0	3				
								76 H	East Tenn. St.	2	3	162 H	FGCU	3	2				
								89 A	Jacksonville	0	3	166 N	UNC Greensboro	1	3				
								89 H	Jacksonville	1	3	190 H	Fla. Atlantic	2	3				
												205 N	La.-Lafayette	0	3				
												210 A	Kennesaw St.	2	3				
												210 H	Kennesaw St.	0	3				
												212 A	Florida A&M	2	3				
												212 H	Florida A&M	1	3				
												233 A	Northern Ky.	2	3				
												233 H	Northern Ky.	3	0				
												257 A	Stetson	2	3				
												257 H	Stetson	3	2				
												278 N	Alabama St.	3	0				
												306 A	USC Upstate	1	3				
												306 H	USC Upstate	3	1				
												307 A	Mercer	3	0				
												307 H	Mercer	3	1				
												318 N	Ark.-Pine Bluff	3	0				
												321 H	Mississippi Val.	3	0				
												328 A	Bethune-Cookman	3	0				
				LAST 10 GAMES															
				306 A	USC Upstate	1	3	89 A	Jacksonville	0	3	328 A	Bethune-Cookman	3	0				
				76 A	East Tenn. St.	0	3	162 H	FGCU	3	2								
				307 H	Mercer	3	1	233 A	Northern Ky.	2	3								
				210 H	Kennesaw St.	0	3	69 A	Lipscomb	0	3								
				257 H	Stetson	3	2	212 H	Florida A&M	1	3								

Non-Div. I Games:

North Florida

Average RPI Win:		255	WON-LOST RECORD		WINNING PCT. RANK		LAST 10 GAMES		STRENGTH OF SCHEDULE		OPP. STRENGTH OF SCHEDULE		TEAM RPI		ADJ RPI		CONF. RPI		ADJ CONF. RPI				
DIV. I ONLY			8- 20		.28571 278		3- 7		149		232		250		.40424 255		16		16				
DIV. I NON-CONF.			3- 9		.25 279		0- 0		206		269		283		.38967 280		20		21				
TOTALS		RPI 1-25		RPI 26-50		W-L RECORDS		RPI 51-100		RPI 101-150		RPI 150+											
8- 20		0- 1		0- 2		OVERALL		1- 4		0- 2		7- 11											
3- 8		0- 0		0- 1		HOME		0- 2		0- 1		3- 4											
3- 7		0- 1		0- 1		AWAY		1- 1		0- 1		2- 3											
2- 5		0- 0		0- 0		NEUTRAL		0- 1		0- 0		2- 4											
3- 9		0- 1		0- 0		NON-CONFERENCE		0- 1		0- 0		3- 7											
1- 2		0- 0		0- 0		HOME		0- 0		0- 0		1- 2											
0- 2		0- 1		0- 0		AWAY		0- 0		0- 0		0- 1											
2- 5		0- 0		0- 0		NEUTRAL		0- 1		0- 0		2- 4											
5- 11		0- 0		0- 2		CONFERENCE		1- 3		0- 2		4- 4											
2- 6		0- 0		0- 1		HOME		0- 2		0- 1		2- 2											
3- 5		0- 0		0- 1		AWAY		1- 1		0- 1		2- 2											
0- 0		0- 0		0- 0		NEUTRAL		0- 0		0- 0		0- 0											
RPI	S	Opponent		Score		RPI	S	Opponent		Score		RPI	S	Opponent		Score							
24	A	Arizona		0 3		45	A	American		0 3		52	A	Colgate		1 3							
						45	H	American		0 3		52	H	Colgate		1 3							
								60 N UC Santa Barbara		0 3		153	A	Appalachian St.		0 3							
								99 A Army		3 2		163	N	Sam Houston St.		1 3							
								99 H Army		2 3		213	H	Delaware		0 3							
												226	A	Navy		0 3							
												226	H	Navy		1 3							
												228	H	UMBC		2 3							
												245	N	Howard		0 3							
												248	A	Bucknell		1 3							
												248	H	Bucknell		3 2							
												250	N	Coppin St.		0 3							
												258	N	Wofford		3 0							
												271	A	Lafayette		3 1							
												271	H	Lafayette		1 3							
												280	N	Norfolk St.		3 2							
												281	A	Holy Cross		3 1							
												281	H	Holy Cross		3 1							
												302	N	NJIT		1 3							
												323	H	La Salle		3 0							
LAST 10 GAMES																							
248 H Bucknell						3 2						271 H Lafayette						1 3					
52 H Colgate						1 3						226 A Navy						0 3					
99 A Army						3 2						45 H American						0 3					
281 A Holy Cross						3 1						226 H Navy						1 3					
142 H Lehigh						1 3						52 A Colgate						1 3					

Non-Div. I Games:

Loyola Maryland

[illegible]

Non-Div. I Games:	Ouachita Baptist	3	1	Huston-Tillotson	3	0
--------------------------	-------------------------	----------	----------	-------------------------	----------	----------

Texas Southern

Average RPI Win: 280		WON-LOST	WINNING	LAST 10	STRENGTH OF		OPP. STRENGTH	TEAM	ADJ	CONF.	ADJ CONF.	
Average RPI Loss: 169		RECORD	PCT. RANK	GAMES	SCHEDULE		OF SCHEDULE	RPI	RPI	RPI	RPI	
DIV. I ONLY		18- 16	.52941	157	321		280	262	.40356	257	22	23
DIV. I NON-CONF.		9- 6	.6	118	332		326	297	.37084	293	23	24
<hr/>												
TOTALS		RPI 1-25		RPI 26-50		W-L RECORDS		RPI 51-100		RPI 101-150		RPI 150+
18- 16		0- 0		0- 0		OVERALL		1- 5		0- 2		17- 9
11- 3		0- 0		0- 0		HOME		1- 2		0- 0		10- 1
4- 9		0- 0		0- 0		AWAY		0- 3		0- 1		4- 5
3- 4		0- 0		0- 0		NEUTRAL		0- 0		0- 1		3- 3
9- 6		0- 0		0- 0		NON-CONFERENCE		0- 0		0- 2		9- 4
5- 0		0- 0		0- 0		HOME		0- 0		0- 0		5- 0
1- 3		0- 0		0- 0		AWAY		0- 0		0- 1		1- 2
3- 3		0- 0		0- 0		NEUTRAL		0- 0		0- 1		3- 2
9- 10		0- 0		0- 0		CONFERENCE		1- 5		0- 0		8- 5
6- 3		0- 0		0- 0		HOME		1- 2		0- 0		5- 1
3- 6		0- 0		0- 0		AWAY		0- 3		0- 0		3- 3
0- 1		0- 0		0- 0		NEUTRAL		0- 0		0- 0		0- 1
RPI S	Opponent	Score	RPI S	Opponent	Score	RPI S	Opponent	Score	RPI S	Opponent	Score	
						69 A Lipscomb	1 3		137 A Wyoming	0 3		
						69 H Lipscomb	0 3		139 N Idaho	1 3		
						76 A East Tenn. St.	0 3		162 A FGCU	3 1		
						76 H East Tenn. St.	2 3		162 H FGCU	0 3		
						89 A Jacksonville	0 3		162 N FGCU	2 3		
						89 H Jacksonville	3 2		190 A Fla. Atlantic	0 3		
									210 A Kennesaw St.	2 3		
									210 H Kennesaw St.	3 1		
									233 A Northern Ky.	0 3		
									233 H Northern Ky.	3 0		
									254 A North Florida	2 3		
									254 H North Florida	3 2		
									264 A Southeastern La.	1 3		
									279 N Louisiana Tech	3 1		
									287 N Montana St.	2 3		
									293 N Neb. Omaha	0 3		
									303 N Drake	3 1		
									306 A USC Upstate	3 0		
									306 H USC Upstate	3 1		
									307 A Mercer	3 0		
									307 H Mercer	3 1		
									311 H Providence	3 1		
									319 N Southern U.	3 0		
									328 A Bethune-Cookman	3 0		
									328 H Bethune-Cookman	3 0		
									328 H Bethune-Cookman	3 0		
									331 H Savannah St.	3 0		
			LAST 10 GAMES									
			162 N FGCU	2 3		76 H East Tenn. St.	2 3					
			233 A Northern Ky.	0 3		306 H USC Upstate	3 1					
			69 A Lipscomb	1 3		307 A Mercer	3 0					
			162 A FGCU	3 1		210 A Kennesaw St.	2 3					
			254 A North Florida	2 3		89 A Jacksonville	0 3					

Non-Div. I Games:

Stetson

RPI	S	Opponent	Score	
331	H	Savannah St.	3	0

Stetson

S
t
e
t
s
o
n

S
t
e
t
s
o
n

Average RPI Win: 270		WON-LOST	WINNING	LAST 10	STRENGTH OF		OPP. STRENGTH	TEAM	ADJ	CONF.	ADJ CONF.												
Average RPI Loss: 151		RECORD	PCT. RANK	GAMES	SCHEDULE		OF SCHEDULE	RPI	RPI	RPI	RPI												
DIV. I ONLY		12- 19	.3871	237	4- 6		295	194	269	.40291	258	19	19										
DIV. I NON-CONF.		5- 9	.35714	244	1- 0		321	201	304	.36502	295	25	26										
<hr/>																							
TOTALS		RPI 1-25		RPI 26-50		W-L RECORDS		RPI 51-100		RPI 101-150		RPI 150+											
12- 19		0- 1		0- 0		OVERALL		0- 2		0- 8		12- 8											
4- 5		0- 0		0- 0		HOME		0- 1		0- 2		4- 2											
6- 9		0- 1		0- 0		AWAY		0- 0		0- 5		6- 3											
2- 5		0- 0		0- 0		NEUTRAL		0- 1		0- 1		2- 3											
5- 9		0- 1		0- 0		NON-CONFERENCE		0- 1		0- 3		5- 4											
1- 0		0- 0		0- 0		HOME		0- 0		0- 0		1- 0											
2- 4		0- 1		0- 0		AWAY		0- 0		0- 2		2- 1											
2- 5		0- 0		0- 0		NEUTRAL		0- 1		0- 1		2- 3											
7- 10		0- 0		0- 0		CONFERENCE		0- 1		0- 5		7- 4											
3- 5		0- 0		0- 0		HOME		0- 1		0- 2		3- 2											
4- 5		0- 0		0- 0		AWAY		0- 0		0- 3		4- 2											
0- 0		0- 0		0- 0		NEUTRAL		0- 0		0- 0		0- 0											
RPI	S	Opponent		Score		RPI	S	Opponent		Score		RPI	S	Opponent		Score							
24	A	Arizona		0 3								60	N	UC Santa Barbara		0 3							
												73	H	Ga. Southern		0 3							
												109	A	Samford		2 3							
												109	H	Samford		1 3							
												121	A	Furman		0 3							
												121	A	Furman		2 3							
												121	H	Furman		2 3							
												124	N	Iowa		2 3							
												135	A	Mississippi St.		1 3							
												135	A	Mississippi St.		0 3							
												153	A	Appalachian St.		3 0							
												166	A	UNC Greensboro		1 3							
												166	H	UNC Greensboro		1 3							
												193	N	Youngstown St.		2 3							
												194	H	Davidson		3 1							
												198	A	Coastal Caro.		2 3							
												209	A	Western Caro.		3 2							
												214	A	Elon		2 3							
												214	H	Elon		3 1							
												255	N	Loyola Maryland		0 3							
												260	N	Georgia St.		1 3							
												290	A	Chattanooga		3 0							
												290	H	Chattanooga		2 3							
												305	A	Citadel		3 0							
												305	H	Citadel		3 0							
												306	A	USC Upstate		3 1							
												314	H	N.C. A&T		3 0							
												315	N	Niagara		3 0							
												315	N	Niagara		3 0							
<hr/>																							
LAST 10 GAMES																							
121 A Furman						2 3						73 H Ga. Southern						0 3					
109 A Samford						2 3						305 H Citadel						3 0					
290 A Chattanooga						3 0						314 H N.C. A&T						3 0					
166 H UNC Greensboro						1 3						214 A Elon						2 3					
214 H Elon						3 1						166 A UNC Greensboro						1 3					

Non-Div. I Games: Converse 3 2

Wofford

RPI	S	Opponent	Score	
322	A	South Carolina St.	3	0

Wofford

W
o
f
f
o
r
d

W
o
f
f
o
r
d

Average RPI Win: 240		WON-LOST RECORD	WINNING PCT. RANK		LAST 10 GAMES		STRENGTH OF SCHEDULE		OPP. STRENGTH OF SCHEDULE		TEAM RPI	ADJ RPI	CONF. RPI	ADJ CONF. RPI	
Average RPI Loss: 138															
DIV. I ONLY		8- 19	.2963	272	2- 8		233		158		264	.40264	259	9	9
DIV. I NON-CONF.		6- 5	.54545	154	0- 0		313		264		252	.42153	249	10	10
TOTALS		RPI 1-25		RPI 26-50		W-L RECORDS		RPI 51-100		RPI 101-150		RPI 150+			
8- 19	0- 0			0- 2		OVERALL		1- 5		1- 4		6- 8			
4- 7	0- 0			0- 1		HOME		1- 4		1- 0		2- 2			
3- 9	0- 0			0- 1		AWAY		0- 1		0- 3		3- 4			
1- 3	0- 0			0- 0		NEUTRAL		0- 0		0- 1		1- 2			
6- 5	0- 0			0- 0		NON-CONFERENCE		0- 1		0- 1		6- 3			
2- 1	0- 0			0- 0		HOME		0- 1		0- 0		2- 0			
3- 1	0- 0			0- 0		AWAY		0- 0		0- 0		3- 1			
1- 3	0- 0			0- 0		NEUTRAL		0- 0		0- 1		1- 2			
2- 14	0- 0			0- 2		CONFERENCE		1- 4		1- 3		0- 5			
2- 6	0- 0			0- 1		HOME		1- 3		1- 0		0- 2			
0- 8	0- 0			0- 1		AWAY		0- 1		0- 3		0- 3			
0- 0	0- 0			0- 0		NEUTRAL		0- 0		0- 0		0- 0			
RPI S	Opponent	Score	RPI S	Opponent	Score	RPI S	Opponent	Score	RPI S	Opponent	Score				
			40 A Ohio		0 3	64 H Ball St.		3 1	106 A Toledo		0 3				
			40 H Ohio		0 3	75 H Northern Ill.		1 3	129 N South Dakota		0 3				
						77 H Milwaukee		1 3	133 A Eastern Mich.		0 3				
						85 A Bowling Green		0 3	143 A Buffalo		2 3				
						85 H Bowling Green		1 3	143 H Buffalo		3 2				
						96 H Western Mich.		0 3	152 N Gonzaga		0 3				
									175 A Miami (OH)		0 3				
									175 H Miami (OH)		1 3				
									193 N Youngstown St.		1 3				
									199 A Central Mich.		1 3				
									216 A Kent St.		2 3				
									216 H Kent St.		2 3				
									243 N Indiana St.		3 2				
									253 A SIU Edwardsville		3 0				
									287 A Montana St.		0 3				
									298 H Tennessee Tech		3 0				
									300 A Robert Morris		3 0				
									301 A Saint Francis (PA)		3 1				
									315 H Niagara		3 0				
LAST 10 GAMES															
			175 H Miami (OH)		1 3	40 A Ohio		0 3							
			85 H Bowling Green		1 3	199 A Central Mich.		1 3							
			64 H Ball St.		3 1	133 A Eastern Mich.		0 3							
			143 H Buffalo		3 2	75 H Northern Ill.		1 3							
			216 A Kent St.		2 3	96 H Western Mich.		0 3							

Non-Div. I Games:

Akron

Average RPI Win:		250	WON-LOST RECORD		WINNING PCT. RANK		LAST 10 GAMES		STRENGTH OF SCHEDULE		OPP. STRENGTH OF SCHEDULE		TEAM RPI		ADJ RPI		CONF. RPI		ADJ CONF. RPI	
DIV. I ONLY			9- 23		.28125 279		4- 6		189		195		257		.40035 260		15		15	
DIV. I NON-CONF.			5- 9		.35714 244		0- 0		213		216		238		.4249 242		15		15	
TOTALS		RPI 1-25		RPI 26-50		W-L RECORDS		RPI 51-100		RPI 101-150		RPI 150+								
9- 23		0- 1		0- 0		OVERALL		0- 2		1- 8		8- 12								
3- 11		0- 0		0- 0		HOME		0- 1		1- 5		2- 5								
3- 9		0- 0		0- 0		AWAY		0- 1		0- 3		3- 5								
3- 3		0- 1		0- 0		NEUTRAL		0- 0		0- 0		3- 2								
5- 9		0- 1		0- 0		NON-CONFERENCE		0- 0		1- 4		4- 4								
1- 4		0- 0		0- 0		HOME		0- 0		1- 3		0- 1								
1- 2		0- 0		0- 0		AWAY		0- 0		0- 1		1- 1								
3- 3		0- 1		0- 0		NEUTRAL		0- 0		0- 0		3- 2								
4- 14		0- 0		0- 0		CONFERENCE		0- 2		0- 4		4- 8								
2- 7		0- 0		0- 0		HOME		0- 1		0- 2		2- 4								
2- 7		0- 0		0- 0		AWAY		0- 1		0- 2		2- 4								
0- 0		0- 0		0- 0		NEUTRAL		0- 0		0- 0		0- 0								
RPI	S	Opponent		Score		RPI	S	Opponent		Score		RPI	S	Opponent		Score				
11	N	Minnesota		0 3																
								59 A Western Ky.		0 3				104 A Texas St.		1 3				
								59 H Western Ky.		0 3				104 H Texas St.		0 3				
														107 H UCF		1 3				
														109 A Samford		0 3				
														118 H UAB		0 3				
														119 H Clemson		3 1				
														125 A UALR		2 3				
														125 H UALR		1 3				
														143 H Buffalo		0 3				
														158 N DePaul		0 3				
														160 A Texas-Arlington		3 2				
														160 H Texas-Arlington		0 3				
														170 A Arkansas St.		2 3				
														170 H Arkansas St.		1 3				
														191 A South Ala.		1 3				
														191 H South Ala.		1 3				
														194 H Davidson		1 3				
														205 A La.-Lafayette		2 3				
														205 H La.-Lafayette		3 1				
														218 A Troy		1 3				
														218 H Troy		1 3				
								LAST 10 GAMES						253 A SIU Edwardsville		1 3				
								191 H South Ala.		1 3				258 N Wofford		3 1				
								218 H Troy		1 3				269 N Presbyterian		1 3				
								59 A Western Ky.		0 3				288 A La.-Monroe		3 0				
								170 H Arkansas St.		1 3				205 H La.-Lafayette		3 1				
								125 H UALR		1 3				288 H La.-Monroe		3 0				
														288 H La.-Monroe		3 0				
														306 A USC Upstate		3 2				

Non-Div. I Games:

Georgia St.

Georgia St.

Average RPI Win:	302	WON-LOST RECORD	WINNING PCT. RANK	LAST 10 GAMES	STRENGTH OF SCHEDULE	OPP. STRENGTH OF SCHEDULE	TEAM RPI	ADJ RPI	CONF. RPI	ADJ CONF. RPI					
DIV. I ONLY		15- 16	.48387	182	4- 6	301	298	259	.39997	261	30	30			
DIV. I NON-CONF.		6- 10	.375	234	0- 2	266	243	266	.40157	266	30	30			
<hr/>															
TOTALS	RPI 1-25	RPI 26-50		W-L RECORDS		RPI 51-100		RPI 101-150		RPI 150+					
15- 16	0- 0	0- 1		OVERALL		0- 2		0- 2		15- 11					
7- 4	0- 0	0- 1		HOME		0- 1		0- 0		7- 2					
6- 8	0- 0	0- 0		AWAY		0- 1		0- 1		6- 6					
2- 4	0- 0	0- 0		NEUTRAL		0- 0		0- 1		2- 3					
<hr/>															
6- 10	0- 0	0- 1		NON-CONFERENCE		0- 0		0- 2		6- 7					
2- 2	0- 0	0- 1		HOME		0- 0		0- 0		2- 1					
2- 5	0- 0	0- 0		AWAY		0- 0		0- 1		2- 4					
2- 3	0- 0	0- 0		NEUTRAL		0- 0		0- 1		2- 2					
<hr/>															
9- 6	0- 0	0- 0		CONFERENCE		0- 2		0- 0		9- 4					
5- 2	0- 0	0- 0		HOME		0- 1		0- 0		5- 1					
4- 3	0- 0	0- 0		AWAY		0- 1		0- 0		4- 2					
0- 1	0- 0	0- 0		NEUTRAL		0- 0		0- 0		0- 1					
<hr/>															
RPI	S	Opponent	Score	RPI	S	Opponent	Score	RPI	S	Opponent	Score				
				45	H	American	0 3	88	A	LIU Brooklyn	0 3				
								88	H	LIU Brooklyn	0 3				
								121	N	Furman	1 3				
								141	A	Villanova	1 3				
								154	A	Fairfield	0 3				
								169	N	Penn	0 3				
								201	H	Hofstra	1 3				
								202	A	Central Conn. St.	1 3				
								202	H	Central Conn. St.	2 3				
								202	N	Central Conn. St.	0 3				
								203	A	UConn	2 3				
								213	A	Delaware	0 3				
								235	H	Manhattan	3 2				
								262	A	Stony Brook	0 3				
								262	N	Stony Brook	1 3				
								280	N	Norfolk St.	3 1				
								281	A	Holy Cross	3 0				
								285	N	Rutgers	3 2				
								300	A	Robert Morris	0 3				
								300	H	Robert Morris	3 0				
								301	A	Saint Francis (PA)	3 0				
								301	H	Saint Francis (PA)	3 0				
								312	A	Bryant	3 1				
								312	H	Bryant	3 0				
								313	H	UMES	3 1				
								320	A	St. Francis Brooklyn	3 0				
								320	H	St. Francis Brooklyn	3 0				
								324	A	Fairleigh Dickinson	3 2				
								324	H	Fairleigh Dickinson	3 1				
<hr/>															
LAST 10 GAMES															
				202	N	Central Conn. St.	0 3	262	A	Stony Brook	0 3	313	H	UMES	3 1
				301	A	Saint Francis (PA)	3 0	324	H	Fairleigh Dickinson	3 1	320	A	St. Francis Brooklyn	3 0
				300	A	Robert Morris	0 3	154	A	Fairfield	0 3	320	H	St. Francis Brooklyn	3 0
				312	H	Bryant	3 0	88	H	LIU Brooklyn	0 3	324	A	Fairleigh Dickinson	3 2
				202	H	Central Conn. St.	2 3	320	H	St. Francis Brooklyn	3 0	324	H	Fairleigh Dickinson	3 1

Non-Div. I Games:

Sacred Heart

Sacred Heart

Average RPI Win:	276	WON-LOST RECORD	WINNING PCT. RANK	LAST 10 GAMES	STRENGTH OF SCHEDULE	OPP. STRENGTH OF SCHEDULE	TEAM RPI	ADJ RPI	CONF. RPI	ADJ CONF. RPI		
DIV. I ONLY		16- 18	.47059	192	5- 5	282	290	246	.39947	262	29	29
DIV. I NON-CONF.		7- 12	.36842	239	1- 1	218	226	240	.41672	256	28	28
<hr/>												
TOTALS	RPI 1-25	RPI 26-50		W-L RECORDS		RPI 51-100		RPI 101-150		RPI 150+		
16- 18	0- 0	0- 2		OVERALL		0- 1		0- 3		16- 12		
7- 2	0- 0	0- 1		HOME		0- 0		0- 0		7- 1		
7- 8	0- 0	0- 0		AWAY		0- 1		0- 1		7- 6		
2- 8	0- 0	0- 1		NEUTRAL		0- 0		0- 2		2- 5		
7- 12	0- 0	0- 2		NON-CONFERENCE		0- 1		0- 3		7- 6		
1- 1	0- 0	0- 1		HOME		0- 0		0- 0		1- 0		
4- 3	0- 0	0- 0		AWAY		0- 1		0- 1		4- 1		
2- 8	0- 0	0- 1		NEUTRAL		0- 0		0- 2		2- 5		
9- 6	0- 0	0- 0		CONFERENCE		0- 0		0- 0		9- 6		
6- 1	0- 0	0- 0		HOME		0- 0		0- 0		6- 1		
3- 5	0- 0	0- 0		AWAY		0- 0		0- 0		3- 5		
0- 0	0- 0	0- 0		NEUTRAL		0- 0		0- 0		0- 0		
RPI	S	Opponent	Score	RPI	S	Opponent	Score	RPI	S	Opponent	Score	
				39	H	Yale	1 3	79	A	Seton Hall	0 3	
				48	N	Colorado	0 3					

Non-Div. I Games:

Stony Brook

RPI	S	Opponent	Score	
311	H	Providence	3	1
312	A	Bryant	3	0
329	A	UMass Lowell	3	0
329	H	UMass Lowell	3	0

Stony Brook

S
t
o
n
y
B
r
o
o
k

S
t
o
n
y
B
r
o
o
k

Average RPI Win:		281	WON-LOST RECORD		WINNING PCT. RANK		LAST 10 GAMES		STRENGTH OF SCHEDULE		OPP. STRENGTH OF SCHEDULE		TEAM RPI		ADJ RPI		CONF. RPI		ADJ CONF. RPI	
DIV. I ONLY			12- 13		.48 190		7- 3		293		296		254		.39859 263		31		32	
DIV. I NON-CONF.			5- 7		.41667 212		0- 0		265		236		251		.41681 255		31		31	
TOTALS		RPI 1-25		RPI 26-50		W-L RECORDS		RPI 51-100		RPI 101-150		RPI 150+								
12- 13		0- 2		0- 1		OVERALL		0- 0		1- 0		11- 10								
5- 2		0- 0		0- 0		HOME		0- 0		0- 0		5- 2								
5- 6		0- 1		0- 0		AWAY		0- 0		1- 0		4- 5								
2- 5		0- 1		0- 1		NEUTRAL		0- 0		0- 0		2- 3								
5- 7		0- 2		0- 1		NON-CONFERENCE		0- 0		1- 0		4- 4								
1- 0		0- 0		0- 0		HOME		0- 0		0- 0		1- 0								
2- 3		0- 1		0- 0		AWAY		0- 0		1- 0		1- 2								
2- 4		0- 1		0- 1		NEUTRAL		0- 0		0- 0		2- 2								
7- 6		0- 0		0- 0		CONFERENCE		0- 0		0- 0		7- 6								
4- 2		0- 0		0- 0		HOME		0- 0		0- 0		4- 2								
3- 3		0- 0		0- 0		AWAY		0- 0		0- 0		3- 3								
0- 1		0- 0		0- 0		NEUTRAL		0- 0		0- 0		0- 1								
RPI	S	Opponent		Score		RPI	S	Opponent		Score		RPI	S	Opponent		Score				
13	N	Kansas		0	3	44	N	Central Ark.		0	3	142	A	Lehigh		3	2			
24	A	Arizona		0	3							173	N	Loyola Chicago		2	3			
												192	A	Hampton		0	3			
												192	H	Hampton		3	0			
												232	A	East Carolina		0	3			
												245	A	Howard		3	1			
												245	H	Howard		1	3			
												245	N	Howard		2	3			
												250	A	Coppin St.		2	3			
												250	H	Coppin St.		3	2			
												271	A	Lafayette		0	3			
												280	A	Norfolk St.		2	3			
												280	H	Norfolk St.		2	3			
												305	N	Citadel		3	2			
												311	A	Providence		3	1			
												313	A	UMES		3	1			
												313	H	UMES		3	1			
												316	N	Quinnipiac		1	3			
												320	N	St. Francis Brooklyn		3	0			
												323	H	La Salle		3	0			
												327	A	Delaware St.		3	1			
												327	H	Delaware St.		3	0			
LAST 10 GAMES																				
245	H	Howard		1	3	250	H	Coppin St.		3	2									
327	A	Delaware St.		3	1	245	A	Howard		3	1									
313	A	UMES		3	1	313	H	UMES		3	1									
192	H	Hampton		3	0	327	H	Delaware St.		3	0									
280	H	Norfolk St.		2	3	280	A	Norfolk St.		2	3									

Non-Div. I Games:

Morgan St.

Average RPI Win: 296		WON-LOST	WINNING	LAST 10	STRENGTH OF		OPP. STRENGTH	TEAM	ADJ	CONF.	ADJ CONF.
Average RPI Loss: 154		RECORD	PCT. RANK	GAMES	SCHEDULE		OF SCHEDULE	RPI	RPI	RPI	RPI
DIV. I ONLY		9- 20	.31034	266	203		276	260	.39772	264	20
DIV. I NON-CONF.		7- 6	.53846	157	215		318	202	.45676	207	22
TOTALS		RPI 1-25	RPI 26-50		W-L RECORDS		RPI 51-100		RPI 101-150		RPI 150+
9- 20	0- 0	0- 2		OVERALL		0- 6		0- 1		9- 11	
6- 7	0- 0	0- 1		HOME		0- 3		0- 1		6- 2	
1- 11	0- 0	0- 1		AWAY		0- 2		0- 0		1- 8	
2- 2	0- 0	0- 0		NEUTRAL		0- 1		0- 0		2- 1	
7- 6	0- 0	0- 0		NON-CONFERENCE		0- 2		0- 0		7- 4	
5- 1	0- 0	0- 0		HOME		0- 1		0- 0		5- 0	
0- 3	0- 0	0- 0		AWAY		0- 0		0- 0		0- 3	
2- 2	0- 0	0- 0		NEUTRAL		0- 1		0- 0		2- 1	
2- 14	0- 0	0- 2		CONFERENCE		0- 4		0- 1		2- 7	
1- 6	0- 0	0- 1		HOME		0- 2		0- 1		1- 2	
1- 8	0- 0	0- 1		AWAY		0- 2		0- 0		1- 5	
0- 0	0- 0	0- 0		NEUTRAL		0- 0		0- 0		0- 0	
RPI S	Opponent	Score	RPI S	Opponent	Score	RPI S	Opponent	Score	RPI S	Opponent	Score
			44 A	Central Ark.	0 3	55 H	Tulane	1 3	123 H	A&M-Corpus Christi	1 3
			44 H	Central Ark.	0 3	89 N	Jacksonville	1 3	163 A	Sam Houston St.	1 3
						97 A	Oral Roberts	0 3	178 A	Southern Miss.	0 3
						97 H	Oral Roberts	0 3	183 A	Stephen F. Austin	0 3
						98 A	Northwestern St.	2 3	183 H	Stephen F. Austin	0 3
						98 H	Northwestern St.	2 3	190 A	Fla. Atlantic	0 3
									204 H	Houston Baptist	2 3
									209 N	Western Caro.	0 3
									225 A	Memphis	0 3
									249 A	Lamar	0 3
									257 H	Stetson	3 1
									266 A	McNeese St.	0 3
									279 H	Louisiana Tech	3 1
									284 N	Alabama A&M	3 1
									293 H	Neb. Omaha	3 1
									294 A	Nicholls St.	1 3
									297 A	New Orleans	3 1
									297 H	New Orleans	3 0
									309 H	Jackson St.	3 0
									319 H	Southern U.	3 1
									328 N	Bethune-Cookman	3 0
LAST 10 GAMES											
			44 A	Central Ark.	0 3	297 H	New Orleans	3 0			
			97 A	Oral Roberts	0 3	163 A	Sam Houston St.	1 3			
			98 H	Northwestern St.	2 3	249 A	Lamar	0 3			
			183 H	Stephen F. Austin	0 3	297 A	New Orleans	3 1			
			309 H	Jackson St.	3 0	123 H	A&M-Corpus Christi	1 3			

Non-Div. I Games: Abilene Christian 3 2 Incarnate Word 3 2

Southeastern La.

Average RPI Win:	278	WON-LOST	WINNING		LAST 10		STRENGTH OF		OPP. STRENGTH		TEAM	ADJ		CONF.	ADJ CONF.
Average RPI Loss:	151	RECORD	PCT. RANK		GAMES		SCHEDULE		OF SCHEDULE		RPI	RPI		RPI	RPI
DIV. I ONLY		7- 21	.25	285	2- 8		204		235		273	.39634	265	21	21
DIV. I NON-CONF.		4- 10	.28571	268	0- 0		124		255		226	.43652	227	17	19
TOTALS		RPI 1-25		RPI 26-50		W-L RECORDS		RPI 51-100		RPI 101-150		RPI 150+			
7- 21		0- 0		0- 1		OVERALL		0- 4		0- 4		7- 12			
3- 9		0- 0		0- 0		HOME		0- 2		0- 1		3- 6			
2- 9		0- 0		0- 1		AWAY		0- 1		0- 2		2- 5			
2- 3		0- 0		0- 0		NEUTRAL		0- 1		0- 1		2- 1			
4- 10		0- 0		0- 1		NON-CONFERENCE		0- 1		0- 2		4- 6			
1- 4		0- 0		0- 0		HOME		0- 0		0- 0		1- 4			
1- 3		0- 0		0- 1		AWAY		0- 0		0- 1		1- 1			
2- 3		0- 0		0- 0		NEUTRAL		0- 1		0- 1		2- 1			
3- 11		0- 0		0- 0		CONFERENCE		0- 3		0- 2		3- 6			
2- 5		0- 0		0- 0		HOME		0- 2		0- 1		2- 2			
1- 6		0- 0		0- 0		AWAY		0- 1		0- 1		1- 4			
0- 0		0- 0		0- 0		NEUTRAL		0- 0		0- 0		0- 0			
RPI	S	Opponent	Score	RPI	S	Opponent	Score	RPI	S	Opponent	Score	RPI	S	Opponent	Score
				45	A	American	0 3	53	A	VCU	0 3	112	A	Dayton	0 3
								53	H	VCU	2 3	112	H	Dayton	0 3
								90	N	TCU	0 3	132	A	Maryland	0 3
								93	H	Duquesne	0 3	141	N	Villanova	2 3
												151	A	George Washington	1 3
												151	H	George Washington	0 3
												157	H	Radford	2 3
												166	A	UNC Greensboro	0 3
												171	H	Georgetown	1 3
												184	H	Temple	1 3
												188	A	Rhode Island	1 3
												197	A	Saint Louis	1 3
												197	H	Saint Louis	1 3
												206	N	New Hampshire	3 1
												228	A	UMBC	3 1
												245	N	Howard	0 3
												246	H	Princeton	1 3
												250	H	Coppin St.	3 1
												289	A	Fordham	1 3
												289	H	Fordham	3 1
												323	A	La Salle	3 0
												323	H	La Salle	3 0
												326	N	N.C. Central	3 0
				LAST 10 GAMES											
				197	A	Saint Louis	1 3	151	H	George Washington	0 3				
				112	A	Dayton	0 3	188	A	Rhode Island	1 3				
				289	H	Fordham	3 1	151	A	George Washington	1 3				
				112	H	Dayton	0 3	53	A	VCU	0 3				
				93	H	Duquesne	0 3	323	H	La Salle	3 0				

Non-Div. I Games:

George Mason

[illegible]

Non-Div. I Games:	Incarnate Word	3	0	Abilene Christian	3	1
--------------------------	-----------------------	----------	----------	--------------------------	----------	----------

McNeese St.

Average RPI Win:	246	WON-LOST RECORD	WINNING PCT. RANK	LAST 10 GAMES	STRENGTH OF SCHEDULE	OPP. STRENGTH OF SCHEDULE	TEAM RPI	ADJ RPI	CONF. RPI	ADJ CONF. RPI		
DIV. I ONLY		9- 21	.3	271	3- 7	228	202	266	.39595	267	17	17
DIV. I NON-CONF.		5- 11	.3125	258	0- 1	253	202	278	.39302	276	18	17
<hr/>												
TOTALS	RPI 1-25	RPI 26-50		W-L RECORDS		RPI 51-100		RPI 101-150		RPI 150+		
9- 21	0- 0	0- 0		OVERALL		0- 4		1- 7		8- 10		
4- 8	0- 0	0- 0		HOME		0- 2		1- 3		3- 3		
2- 9	0- 0	0- 0		AWAY		0- 1		0- 3		2- 5		
3- 4	0- 0	0- 0		NEUTRAL		0- 1		0- 1		3- 2		
<hr/>												
5- 11	0- 0	0- 0		NON-CONFERENCE		0- 2		1- 3		4- 6		
2- 3	0- 0	0- 0		HOME		0- 1		1- 1		1- 1		
0- 4	0- 0	0- 0		AWAY		0- 0		0- 1		0- 3		
3- 4	0- 0	0- 0		NEUTRAL		0- 1		0- 1		3- 2		
<hr/>												
4- 10	0- 0	0- 0		CONFERENCE		0- 2		0- 4		4- 4		
2- 5	0- 0	0- 0		HOME		0- 1		0- 2		2- 2		
2- 5	0- 0	0- 0		AWAY		0- 1		0- 2		2- 2		
0- 0	0- 0	0- 0		NEUTRAL		0- 0		0- 0		0- 0		
<hr/>												
RPI S	Opponent	Score	RPI S	Opponent	Score	RPI S	Opponent	Score	RPI S	Opponent	Score	
						64 N	Ball St.	0 3	103 A	Valparaiso	0 3	
						77 A	Milwaukee	0 3	103 H	Valparaiso	1 3	
						77 H	Milwaukee	0 3	122 H	Marshall	3 2	
						90 H	TCU	1 3	124 A	Iowa	1 3	
									140 H	Denver	0 3	
									146 N	UNC Wilmington	1 3	
									148 A	Green Bay	0 3	
									148 H	Green Bay	0 3	
									158 H	DePaul	0 3	
									173 A	Loyola Chicago	1 3	
									174 A	Cleveland St.	3 2	
									174 H	Cleveland St.	1 3	
									179 A	Oakland	2 3	
									179 H	Oakland	0 3	
									186 N	Eastern Ill.	0 3	
									193 A	Youngstown St.	0 3	
									193 H	Youngstown St.	3 1	
									214 N	Elon	3 1	
									216 A	Kent St.	1 3	
									226 A	Navy	1 3	
									244 N	Western Ill.	0 3	
									295 N	Binghamton	3 0	
									296 A	Wright St.	3 1	
									296 H	Wright St.	3 0	
									303 N	Drake	3 1	
									317 H	Chicago St.	3 1	

Non-Div. I Games:

Ill.-Chicago

Average RPI Win:	0	WON-LOST	WINNING	LAST 10	STRENGTH OF	OPP. STRENGTH	TEAM	ADJ	CONF.	ADJ CONF.					
Average RPI Loss:	95 <th>RECORD</th> <th>PCT. RANK</th> <th>GAMES</th> <th>SCHEDULE</th> <th>OF SCHEDULE</th> <th>RPI</th> <th>RPI</th> <th>RPI</th> <th>RPI</th>	RECORD	PCT. RANK	GAMES	SCHEDULE	OF SCHEDULE	RPI	RPI	RPI	RPI					
DIV. I ONLY	0-27	0	330	0-10	94	72	289	.39329	268	7	7				
DIV. I NON-CONF.	0-9	0	318	0-0	113	86	290	.39262	278	5	5				
<hr/>															
TOTALS	RPI 1-25	RPI 26-50		W-L RECORDS		RPI 51-100		RPI 101-150		RPI 150+					
0-27	0-2	0-3		OVERALL		0-7		0-12		0-3					
0-15	0-1	0-2		HOME		0-4		0-7		0-1					
0-10	0-1	0-1		AWAY		0-2		0-5		0-1					
0-2	0-0	0-0		NEUTRAL		0-1		0-0		0-1					
0-9	0-0	0-1		NON-CONFERENCE		0-3		0-4		0-1					
0-6	0-0	0-1		HOME		0-2		0-3		0-0					
0-1	0-0	0-0		AWAY		0-0		0-1		0-0					
0-2	0-0	0-0		NEUTRAL		0-1		0-0		0-1					
0-18	0-2	0-2		CONFERENCE		0-4		0-8		0-2					
0-9	0-1	0-1		HOME		0-2		0-4		0-1					
0-9	0-1	0-1		AWAY		0-2		0-4		0-1					
0-0	0-0	0-0		NEUTRAL		0-0		0-0		0-0					
RPI	S	Opponent	Score	RPI	S	Opponent	Score	RPI	S	Opponent	Score				
14	A	San Diego	0 <div>3</div>	29	A	BYU	0 <div>3</div>	54	A	St. Mary's (CA)	0 <div>3</div>	106	H	Toledo	2 <div>3</div>
14	H	San Diego	1 <div>3</div>	29	H	BYU	0 <div>3</div>	54	H	St. Mary's (CA)	0 <div>3</div>	115	A	Loyola Marymount	1 <div>3</div>
				35	H	Wichita St.	0 <div>3</div>	56	N	Kansas St.	2 <div>3</div>	115	H	Loyola Marymount	0 <div>3</div>
								71	A	Pepperdine	1 <div>3</div>	116	A	Pacific	0 <div>3</div>
								71	H	Pepperdine	2 <div>3</div>	116	H	Pacific	2 <div>3</div>
								81	H	Utah St.	1 <div>3</div>	117	A	San Francisco	0 <div>3</div>
								100	H	Fresno St.	0 <div>3</div>	117	H	San Francisco	1 <div>3</div>
												127	A	Santa Clara	1 <div>3</div>
												127	H	Santa Clara	1 <div>3</div>
												131	A	UNLV	0 <div>3</div>
												138	H	Oregon St.	0 <div>3</div>
												147	H	UC Davis	0 <div>3</div>
												152	A	Gonzaga	0 <div>3</div>
												152	H	Gonzaga	2 <div>3</div>
												187	N	Cal St. Fullerton	0 <div>3</div>
				LAST 10 GAMES											
				54	H	St. Mary's (CA)	0 <div>3</div>	127	H	Santa Clara	1 <div>3</div>				
				116	H	Pacific	2 <div>3</div>	117	H	San Francisco	1 <div>3</div>				
				29	A	BYU	0 <div>3</div>	71	A	Pepperdine	1 <div>3</div>				
				14	A	San Diego	0 <div>3</div>	115	A	Loyola Marymount	1 <div>3</div>				
				152	A	Gonzaga	0 <div>3</div>	14	H	San Diego	1 <div>3</div>				

Non-Div. I Games:

Portland

Average RPI Win: 259		WON-LOST	WINNING	LAST 10	STRENGTH OF		OPP. STRENGTH	TEAM	ADJ	CONF.	ADJ CONF.
Average RPI Loss: 181		RECORD	PCT. RANK	GAMES	SCHEDULE		OF SCHEDULE	RPI	RPI	RPI	RPI
DIV. I ONLY		9- 22	.29032	274	3- 7		198	271	265	.39196	269
DIV. I NON-CONF.		2- 14	.125	300	0- 1		184	208	295	.37963	290
TOTALS		RPI 1-25	RPI 26-50		W-L RECORDS		RPI 51-100		RPI 101-150		RPI 150+
9- 22	0- 0	0- 0		OVERALL		0- 0		0- 8		9- 14	
4- 5	0- 0	0- 0		HOME		0- 0		0- 0		4- 5	
3- 11	0- 0	0- 0		AWAY		0- 0		0- 5		3- 6	
2- 6	0- 0	0- 0		NEUTRAL		0- 0		0- 3		2- 3	
2- 14	0- 0	0- 0		NON-CONFERENCE		0- 0		0- 8		2- 6	
0- 1	0- 0	0- 0		HOME		0- 0		0- 0		0- 1	
0- 7	0- 0	0- 0		AWAY		0- 0		0- 5		0- 2	
2- 6	0- 0	0- 0		NEUTRAL		0- 0		0- 3		2- 3	
7- 8	0- 0	0- 0		CONFERENCE		0- 0		0- 0		7- 8	
4- 4	0- 0	0- 0		HOME		0- 0		0- 0		4- 4	
3- 4	0- 0	0- 0		AWAY		0- 0		0- 0		3- 4	
0- 0	0- 0	0- 0		NEUTRAL		0- 0		0- 0		0- 0	
RPI S	Opponent	Score	RPI S	Opponent	Score	RPI S	Opponent	Score	RPI S	Opponent	Score
									101 N	Wake Forest	1 3
									109 A	Samford	0 3
									118 A	UAB	0 3
									121 A	Furman	0 3
									126 A	South Carolina	0 3
									134 N	Bakersfield	0 3
									137 N	Wyoming	0 3
									150 A	James Madison	2 3
									153 H	Appalachian St.	2 3
									155 A	UMKC	1 3
									157 H	Radford	2 3
									186 N	Eastern Ill.	1 3
									189 H	Liberty	1 3
									198 A	Coastal Caro.	1 3
									198 H	Coastal Caro.	0 3
									198 H	Coastal Caro.	3 2
									200 A	High Point	3 1
									209 N	Western Caro.	0 3
									234 A	Campbell	3 2
									237 N	Jacksonville St.	0 3
									242 A	UNC Asheville	0 3
									242 H	UNC Asheville	2 3
									247 A	Winthrop	1 3
									247 H	Winthrop	3 0
									260 N	Georgia St.	3 1
									276 A	Gardner-Webb	2 3
									276 H	Gardner-Webb	3 2
LAST 10 GAMES			LAST 10 GAMES			LAST 10 GAMES			LAST 10 GAMES		
			198 H	Coastal Caro.	0 3	308 A	Charleston So.	3 2	247 A	Winthrop	1 3
			247 A	Winthrop	1 3	306 A	USC Upstate	2 3	247 H	Winthrop	3 0
			276 H	Gardner-Webb	3 2	157 H	Radford	2 3	260 N	Georgia St.	3 1
			242 H	UNC Asheville	2 3	189 H	Liberty	1 3	276 A	Gardner-Webb	2 3
			198 A	Coastal Caro.	1 3	200 A	High Point	3 1	276 H	Gardner-Webb	3 2

Non-Div. I Games:

Presbyterian

RPI	S	Opponent	Score	
300	N	Robert Morris	3	1
306	A	USC Upstate	2	3
308	A	Charleston So.	3	2
308	H	Charleston So.	3	0

Presbyterian

P
r
e
s
b
y
t
e
r
i
a
n

P
r
e
s
b
y
t
e
r
i
a
n

Average RPI Win: 298		WON-LOST	WINNING	LAST 10	STRENGTH OF		OPP. STRENGTH	TEAM	ADJ	CONF.	ADJ CONF.
Average RPI Loss: 163		RECORD	PCT. RANK	GAMES	SCHEDULE		OF SCHEDULE	RPI	RPI	RPI	RPI
DIV. I ONLY		11- 16	.40741	225	297		266	270	.38996	271	16
DIV. I NON-CONF.		8- 3	.72727	65	330		330	264	.41016	262	20
TOTALS		RPI 1-25	RPI 26-50		W-L RECORDS		RPI 51-100		RPI 101-150		RPI 150+
11- 16	0- 0	0- 2		OVERALL		0- 4		0- 2		11- 8	
7- 7	0- 0	0- 1		HOME		0- 2		0- 1		7- 3	
2- 8	0- 0	0- 1		AWAY		0- 2		0- 1		2- 4	
2- 1	0- 0	0- 0		NEUTRAL		0- 0		0- 0		2- 1	
8- 3	0- 0	0- 0		NON-CONFERENCE		0- 0		0- 0		8- 3	
5- 1	0- 0	0- 0		HOME		0- 0		0- 0		5- 1	
1- 1	0- 0	0- 0		AWAY		0- 0		0- 0		1- 1	
2- 1	0- 0	0- 0		NEUTRAL		0- 0		0- 0		2- 1	
3- 13	0- 0	0- 2		CONFERENCE		0- 4		0- 2		3- 5	
2- 6	0- 0	0- 1		HOME		0- 2		0- 1		2- 2	
1- 7	0- 0	0- 1		AWAY		0- 2		0- 1		1- 3	
0- 0	0- 0	0- 0		NEUTRAL		0- 0		0- 0		0- 0	
RPI S	Opponent	Score	RPI S	Opponent	Score	RPI S	Opponent	Score	RPI S	Opponent	Score
			45 A American	0	3	52 A Colgate	0	3	142 A Lehigh	1	3
			45 H American	0	3	52 H Colgate	0	3	142 H Lehigh	2	3
						99 A Army	0	3	172 H Marist	1	3
						99 H Army	1	3	226 A Navy	0	3
									226 H Navy	1	3
									229 N Sacramento St.	0	3
									248 A Bucknell	1	3
									248 H Bucknell	3	1
									255 A Loyola Maryland	3	1
									255 H Loyola Maryland	1	3
									263 H Morgan St.	3	0
									281 A Holy Cross	0	3
									281 H Holy Cross	3	0
									296 N Wright St.	3	0
									302 A NJIT	2	3
									316 H Quinnipiac	3	0
									320 H St. Francis Brooklyn	3	0
									323 A La Salle	3	1
									324 H Fairleigh Dickinson	3	0
									324 N Fairleigh Dickinson	3	0
									325 H Saint Peter's	3	0
			LAST 10 GAMES								
			99 H Army	1	3	52 A Colgate	0	3			
			281 H Holy Cross	3	0	226 H Navy	1	3			
			248 A Bucknell	1	3	52 H Colgate	0	3			
			45 A American	0	3	142 H Lehigh	2	3			
			255 A Loyola Maryland	3	1	281 A Holy Cross	0	3			

Non-Div. I Games:

Lafayette

Average RPI Win:	217	WON-LOST RECORD	WINNING PCT. RANK	LAST 10 GAMES	STRENGTH OF SCHEDULE	OPP. STRENGTH OF SCHEDULE	TEAM RPI	ADJ RPI	CONF. RPI	ADJ CONF. RPI	
DIV. I ONLY		6- 17	.26087 283	2- 8	218	174	271	.38992	272	18	18
DIV. I NON-CONF.		2- 7	.22222 284	0- 0	270	137	294	.38568	286	19	20
<hr/>											
TOTALS	RPI 1-25	RPI 26-50		W-L RECORDS	RPI 51-100		RPI 101-150		RPI 150+		
6- 17	0- 0	0- 2		OVERALL	0- 3		0- 1		6- 11		
4- 6	0- 0	0- 1		HOME	0- 0		0- 0		4- 5		
1- 8	0- 0	0- 1		AWAY	0- 2		0- 0		1- 5		
1- 3	0- 0	0- 0		NEUTRAL	0- 1		0- 1		1- 1		
<hr/>											
2- 7	0- 0	0- 0		NON-CONFERENCE	0- 3		0- 1		2- 3		
1- 2	0- 0	0- 0		HOME	0- 0		0- 0		1- 2		
0- 2	0- 0	0- 0		AWAY	0- 2		0- 0		0- 0		
1- 3	0- 0	0- 0		NEUTRAL	0- 1		0- 1		1- 1		
<hr/>											
4- 10	0- 0	0- 2		CONFERENCE	0- 0		0- 0		4- 8		
3- 4	0- 0	0- 1		HOME	0- 0		0- 0		3- 3		
1- 6	0- 0	0- 1		AWAY	0- 0		0- 0		1- 5		
0- 0	0- 0	0- 0		NEUTRAL	0- 0		0- 0		0- 0		
<hr/>											
RPI S	Opponent	Score	RPI S	Opponent	Score	RPI S	Opponent	Score	RPI S	Opponent	Score
			39 A	Yale	0 <div>3</div>	63 A	Northwestern	0 <div>3</div>	145 N	Boise St.	1 <div>3</div>
			39 H	Yale	1 <div>3</div>	72 A	Virginia	1 <div>3</div>	164 A	Harvard	0 <div>3</div>
						79 N	Seton Hall	2 <div>3</div>	164 H	Harvard	3 1
									169 A	Penn	0 <div>3</div>
									169 H	Penn	3 2
									177 N	Belmont	2 <div>3</div>
									219 N	William & Mary	3 0
									220 A	Brown	0 <div>3</div>
									220 H	Brown	3 0
									227 A	Cornell	2 <div>3</div>
									227 H	Cornell	2 <div>3</div>
									231 H	Boston College	2 <div>3</div>
									238 A	Dartmouth	3 2
									238 H	Dartmouth	0 <div>3</div>
									246 A	Princeton	1 <div>3</div>
									246 H	Princeton	1 <div>3</div>
									289 H	Fordham	3 1
									295 H	Binghamton	2 <div>3</div>
<hr/>											
LAST 10 GAMES											
			238 H	Dartmouth	0 <div>3</div>	246 A	Princeton	1 <div>3</div>			
			164 H	Harvard	3 1	227 H	Cornell	2 <div>3</div>			
			220 A	Brown	0 <div>3</div>	39 H	Yale	1 <div>3</div>			
			39 A	Yale	0 <div>3</div>	220 H	Brown	3 0			
			169 A	Penn	0 <div>3</div>	164 A	Harvard	0 <div>3</div>			

Non-Div. I Games:

Columbia

Average RPI Win:	201	WON-LOST	WINNING	LAST 10	STRENGTH OF	OPP. STRENGTH	TEAM	ADJ	CONF.	ADJ CONF.		
Average RPI Loss:	121	RECORD	PCT. RANK	GAMES	SCHEDULE	OF SCHEDULE	RPI	RPI	RPI	RPI		
DIV. I ONLY		4- 28	.125	317	2- 8	131	108	278	.38977	273	10	10
DIV. I NON-CONF.		2- 10	.16667	290	0- 0	176	135	280	.3979	270	9	9
<hr/>												
TOTALS	RPI 1-25	RPI 26-50		W-L RECORDS		RPI 51-100		RPI 101-150		RPI 150+		
4- 28	0- 2	0- 1		OVERALL		1- 11		0- 8		3- 6		
3- 10	0- 1	0- 0		HOME		1- 4		0- 4		2- 1		
0- 13	0- 1	0- 1		AWAY		0- 5		0- 3		0- 3		
1- 5	0- 0	0- 0		NEUTRAL		0- 2		0- 1		1- 2		
2- 10	0- 0	0- 1		NON-CONFERENCE		0- 4		0- 2		2- 3		
1- 2	0- 0	0- 0		HOME		0- 1		0- 1		1- 0		
0- 3	0- 0	0- 1		AWAY		0- 1		0- 0		0- 1		
1- 5	0- 0	0- 0		NEUTRAL		0- 2		0- 1		1- 2		
2- 18	0- 2	0- 0		CONFERENCE		1- 7		0- 6		1- 3		
2- 8	0- 1	0- 0		HOME		1- 3		0- 3		1- 1		
0- 10	0- 1	0- 0		AWAY		0- 4		0- 3		0- 2		
0- 0	0- 0	0- 0		NEUTRAL		0- 0		0- 0		0- 0		
RPI S	Opponent	Score	RPI S	Opponent	Score	RPI S	Opponent	Score	RPI S	Opponent	Score	
21 A	Colorado St.	0 3	38 A	California	0 3	60 N	UC Santa Barbara	2 3	131 A	UNLV	0 3	
21 H	Colorado St.	1 3				67 A	Washington St.	1 3	131 H	UNLV	0 3	
						68 A	New Mexico	0 3	137 A	Wyoming	0 3	
						68 H	New Mexico	0 3	137 H	Wyoming	0 3	
						81 A	Utah St.	0 3	139 N	Idaho	0 3	
						81 H	Utah St.	0 3	145 A	Boise St.	0 3	
						87 A	San Diego St.	0 3	145 H	Boise St.	2 3	
						87 H	San Diego St.	3 2	147 H	UC Davis	0 3	
						91 N	New Mexico St.	0 3	187 N	Cal St. Fullerton	0 3	
						94 H	Illinois St.	0 3	195 N	Montana	3 2	
						100 A	Fresno St.	0 3	208 A	Texas Tech	0 3	
						100 H	Fresno St.	0 3	215 N	Seattle	0 3	
									217 A	Air Force	0 3	
									217 H	Air Force	3 1	
									239 A	San Jose St.	2 3	
									239 H	San Jose St.	0 3	
									304 H	Weber St.	3 0	
<hr/>												
			LAST 10 GAMES									
			145 A Boise St.			0 3	87 H San Diego St.			3 2		
			81 A Utah St.			0 3	21 A Colorado St.			0 3		
			68 H New Mexico			0 3	137 A Wyoming			0 3		
			217 H Air Force			3 1	239 H San Jose St.			0 3		
			131 H UNLV			0 3	100 H Fresno St.			0 3		

Non-Div. I Games:

Nevada

Grand Canyon

Through Games Of Through Matches of Nov. 30, 2013

Average RPI Win: 285		WON-LOST	WINNING	LAST 10	STRENGTH OF		OPP. STRENGTH	TEAM	ADJ	CONF.	ADJ CONF.
Average RPI Loss: 161		RECORD	PCT. RANK	GAMES	SCHEDULE		OF SCHEDULE	RPI	RPI	RPI	RPI
DIV. I ONLY		9- 19	.32143	262	2- 6		270	252	279	.38826	274
DIV. I NON-CONF.		5- 7	.41667	212	0- 0		278	249	259	.41156	260
TOTALS		RPI 1-25	RPI 26-50		W-L RECORDS		RPI 51-100		RPI 101-150		RPI 150+
9- 19	0- 0		0- 0		OVERALL		0- 3		0- 6		9- 10
3- 6	0- 0		0- 0		HOME		0- 1		0- 2		3- 3
3- 9	0- 0		0- 0		AWAY		0- 1		0- 3		3- 5
3- 4	0- 0		0- 0		NEUTRAL		0- 1		0- 1		3- 2
5- 7	0- 0		0- 0		NON-CONFERENCE		0- 1		0- 2		5- 4
1- 0	0- 0		0- 0		HOME		0- 0		0- 0		1- 0
1- 3	0- 0		0- 0		AWAY		0- 0		0- 1		1- 2
3- 4	0- 0		0- 0		NEUTRAL		0- 1		0- 1		3- 2
4- 12	0- 0		0- 0		CONFERENCE		0- 2		0- 4		4- 6
2- 6	0- 0		0- 0		HOME		0- 1		0- 2		2- 3
2- 6	0- 0		0- 0		AWAY		0- 1		0- 2		2- 3
0- 0	0- 0		0- 0		NEUTRAL		0- 0		0- 0		0- 0
RPI S	Opponent	Score	RPI S	Opponent	Score	RPI S	Opponent	Score	RPI S	Opponent	Score
						91 A	New Mexico St.	0 3	134 A	Bakersfield	0 3
						91 H	New Mexico St.	0 3	134 H	Bakersfield	0 3
						94 N	Illinois St.	2 3	139 A	Idaho	0 3
									139 H	Idaho	1 3
									145 A	Boise St.	0 3
									147 N	UC Davis	1 3
									155 A	UMKC	0 3
									155 H	UMKC	2 3
									156 A	UTEP	0 3
									165 A	Utah Valley	1 3
									165 H	Utah Valley	0 3
									202 N	Central Conn. St.	2 3
									208 N	Texas Tech	1 3
									215 A	Seattle	1 3
									215 H	Seattle	1 3
									235 N	Manhattan	3 0
									238 A	Dartmouth	3 2
									277 A	Tex.-Pan American	3 1
									277 H	Tex.-Pan American	3 0
									288 H	La.-Monroe	3 0
									304 A	Weber St.	2 3
									304 N	Weber St.	3 2
									311 N	Providence	3 0
									317 A	Chicago St.	3 2
									317 H	Chicago St.	3 0
LAST 10 GAMES											
			139 H	Idaho	1 3	91 H	New Mexico St.	0 3			
			134 H	Bakersfield	0 3	317 H	Chicago St.	3 0			
			277 H	Tex.-Pan American	3 0	155 A	UMKC	0 3			
			134 A	Bakersfield	0 3	91 A	New Mexico St.	0 3			
			165 A	Utah Valley	1 3	156 A	UTEP	0 3			

Non-Div. I Games: Arizona Christian 3 0 Incarnate Word 3 1 Abilene Christian 3 1

Grand Canyon

Average RPI Win:		285	WON-LOST RECORD		WINNING PCT. RANK		LAST 10 GAMES		STRENGTH OF SCHEDULE		OPP. STRENGTH OF SCHEDULE		TEAM RPI		ADJ RPI		CONF. RPI		ADJ CONF. RPI								
DIV. I ONLY			5- 22		.18519 304		3- 7		202		184		284		.38728 275		23		22								
DIV. I NON-CONF.			2- 11		.15385 293		0- 0		97		150		250		.42392 244		16		16								
TOTALS		RPI 1-25		RPI 26-50		W-L RECORDS		RPI 51-100		RPI 101-150		RPI 150+															
5- 22		0- 1		0- 1		OVERALL		0- 3		0- 9		5- 8															
2- 5		0- 0		0- 0		HOME		0- 0		0- 4		2- 1															
2- 11		0- 0		0- 0		AWAY		0- 2		0- 5		2- 4															
1- 6		0- 1		0- 1		NEUTRAL		0- 1		0- 0		1- 3															
2- 11		0- 1		0- 1		NON-CONFERENCE		0- 3		0- 1		2- 5															
0- 0		0- 0		0- 0		HOME		0- 0		0- 0		0- 0															
1- 5		0- 0		0- 0		AWAY		0- 2		0- 1		1- 2															
1- 6		0- 1		0- 1		NEUTRAL		0- 1		0- 0		1- 3															
3- 11		0- 0		0- 0		CONFERENCE		0- 0		0- 8		3- 3															
2- 5		0- 0		0- 0		HOME		0- 0		0- 4		2- 1															
1- 6		0- 0		0- 0		AWAY		0- 0		0- 4		1- 2															
0- 0		0- 0		0- 0		NEUTRAL		0- 0		0- 0		0- 0															
RPI	S	Opponent		Score		RPI	S	Opponent		Score		RPI	S	Opponent		Score											
23	N	Iowa St.		0	3	31	N	Texas A&M		0	3	61	A	UNI		1	3	111	A	North Dakota		0	3				
												89	N	Jacksonville		0	3	114	A	IUPUI		0	3				
												91	A	New Mexico St.		0	3	114	H	IUPUI		0	3				
																		129	A	South Dakota		1	3				
																		129	H	South Dakota		1	3				
																		140	A	Denver		0	3				
																		140	H	Denver		0	3				
																		144	A	IPFW		0	3				
																		144	H	IPFW		0	3				
																		156	A	UTEP		0	3				
																		158	N	DePaul		0	3				
																		176	A	FIU		0	3				
																		186	N	Eastern Ill.		1	3				
																		192	N	Hampton		0	3				
																		224	A	North Dakota St.		1	3				
																		224	H	North Dakota St.		0	3				
																		244	A	Western Ill.		0	3				
																		244	H	Western Ill.		3	2				
																		290	N	Chattanooga		3	0				
																		293	A	Neb. Omaha		3	1				
																		293	H	Neb. Omaha		3	1				
																		303	A	Drake		3	2				
						LAST 10 GAMES																					
						114 A IUPUI						0	3	129 A South Dakota						1	3						
						144 A IPFW						0	3	224 H North Dakota St.						0	3						
						244 H Western Ill.						3	2	144 H IPFW						0	3						
						293 H Neb. Omaha						3	1	114 H IUPUI						0	3						
						140 A Denver						0	3	293 A Neb. Omaha						3	1						

Non-Div. I Games:

South Dakota St.

Average RPI Win: 246		WON-LOST RECORD		WINNING PCT. RANK		LAST 10 GAMES		STRENGTH OF SCHEDULE		OPP. STRENGTH OF SCHEDULE		TEAM RPI		ADJ RPI		CONF. RPI		ADJ CONF. RPI	
DIV. I ONLY		13- 18		.41935 217		3- 7		272		279		255		.38552 276		27		27	
DIV. I NON-CONF.		7- 9		.4375 202		0- 0		305		266		277		.38886 282		27		27	
TOTALS		RPI 1-25		RPI 26-50		W-L RECORDS		RPI 51-100		RPI 101-150		RPI 150+							
13- 18		0- 0		0- 0		OVERALL		0- 0		0- 1		13- 17							
5- 4		0- 0		0- 0		HOME		0- 0		0- 0		5- 4							
5- 9		0- 0		0- 0		AWAY		0- 0		0- 0		5- 9							
3- 5		0- 0		0- 0		NEUTRAL		0- 0		0- 1		3- 4							
7- 9		0- 0		0- 0		NON-CONFERENCE		0- 0		0- 1		7- 8							
2- 0		0- 0		0- 0		HOME		0- 0		0- 0		2- 0							
2- 5		0- 0		0- 0		AWAY		0- 0		0- 0		2- 5							
3- 4		0- 0		0- 0		NEUTRAL		0- 0		0- 1		3- 3							
6- 9		0- 0		0- 0		CONFERENCE		0- 0		0- 0		6- 9							
3- 4		0- 0		0- 0		HOME		0- 0		0- 0		3- 4							
3- 4		0- 0		0- 0		AWAY		0- 0		0- 0		3- 4							
0- 1		0- 0		0- 0		NEUTRAL		0- 0		0- 0		0- 1							
RPI S	Opponent	Score		RPI S	Opponent	Score		RPI S	Opponent	Score		RPI S	Opponent	Score					
										101 N	Wake Forest	0	3						
										157 A	Radford	3	2						
										157 H	Radford	1	3						
										157 N	Radford	0	3						
										175 N	Miami (OH)	0	3						
										177 A	Belmont	2	3						
										187 A	Cal St. Fullerton	0	3						
										189 A	Liberty	3	2						
										189 H	Liberty	0	3						
										194 H	Davidson	3	0						
										198 A	Coastal Caro.	0	3						
										200 H	High Point	1	3						
										209 H	Western Caro.	3	1						
										214 A	Elon	2	3						
										216 N	Kent St.	3	1						
										219 N	William & Mary	3	1						
										225 N	Memphis	0	3						
										232 N	East Carolina	0	3						
										234 H	Campbell	3	1						
										242 A	UNC Asheville	1	3						
										242 H	UNC Asheville	3	2						
										247 A	Winthrop	0	3						
										247 H	Winthrop	0	3						
										252 A	Charlotte	0	3						
										269 A	Presbyterian	2	3						
										269 H	Presbyterian	3	2						
										305 A	Citadel	1	3						
Non-Div. I Games: Montreat			3	0	Brevard			3	0	Gardner-Webb									

RPI	S	Opponent	Score	
308	A	Charleston So.	3	1
314	A	N.C. A&T	3	1
322	A	South Carolina St.	3	0
326	N	N.C. Central	3	1

Gardner-Webb

G
a
r
d
n
e
r
-
W
e
b
b

G
a
r
d
n
e
r
-
W
e
b
b

[illegible]

Non-Div. I Games:	Incarnate Word	3	2	Huston-Tillotson	3	0
-------------------	----------------	---	---	------------------	---	---

Tex.-Pan American

RPI	S	Opponent	Score	
318	N	Ark.-Pine Bluff	3	0

Tex.-Pan American

T
e
x
.
-
P
a
n
A
m
e
r
i
c
a
n

T
e
x
.
-
P
a
n
A
m
e
r
i
c
a
n

Average RPI Win:	315	WON-LOST	WINNING	LAST 10	STRENGTH OF	OPP. STRENGTH	TEAM	ADJ	CONF.	ADJ CONF.	
Average RPI Loss:	190	RECORD	PCT. RANK	GAMES	SCHEDULE	OF SCHEDULE	RPI	RPI	RPI	RPI	
DIV. I ONLY	23- 15	.60526	104	8- 1	330	319	280	.38235	278	33	33
DIV. I NON-CONF.	4- 13	.23529	283	0- 0	307	241	311	.34102	309	33	32
<hr/>											
TOTALS	RPI 1-25	RPI 26-50		W-L RECORDS		RPI 51-100		RPI 101-150		RPI 150+	
23- 15	0- 0	0- 2		OVERALL		0- 0		0- 3		23- 10	
7- 1	0- 0	0- 0		HOME		0- 0		0- 0		7- 1	
9- 9	0- 0	0- 2		AWAY		0- 0		0- 2		9- 5	
7- 5	0- 0	0- 0		NEUTRAL		0- 0		0- 1		7- 4	
<hr/>											
4- 13	0- 0	0- 2		NON-CONFERENCE		0- 0		0- 3		4- 8	
2- 1	0- 0	0- 0		HOME		0- 0		0- 0		2- 1	
2- 7	0- 0	0- 2		AWAY		0- 0		0- 2		2- 3	
0- 5	0- 0	0- 0		NEUTRAL		0- 0		0- 1		0- 4	
<hr/>											
19- 2	0- 0	0- 0		CONFERENCE		0- 0		0- 0		19- 2	
5- 0	0- 0	0- 0		HOME		0- 0		0- 0		5- 0	
7- 2	0- 0	0- 0		AWAY		0- 0		0- 0		7- 2	
7- 0	0- 0	0- 0		NEUTRAL		0- 0		0- 0		7- 0	
<hr/>											
RPI S	Opponent	Score	RPI S	Opponent	Score	RPI S	Opponent	Score	RPI S	Opponent	Score
			34 A	Alabama	0 3				103 N	Valparaiso	0 3
			49 A	Arizona St.	0 3				107 A	UCF	0 3
									118 A	UAB	0 3
									161 N	Cal Poly	1 3
									166 A	UNC Greensboro	0 3
									218 A	Troy	0 3
									236 N	Murray St.	0 3
									237 H	Jacksonville St.	0 3
									254 N	North Florida	0 3
									256 A	Texas Southern	2 3
									284 A	Alabama A&M	3 0
									284 H	Alabama A&M	3 2
									284 N	Alabama A&M	3 2
									288 N	La.-Monroe	2 3
									297 H	New Orleans	3 1
									309 A	Jackson St.	3 2
									309 A	Jackson St.	3 1
									309 A	Jackson St.	2 3
									309 H	Jackson St.	3 1
									310 A	Prairie View	3 1
									310 N	Prairie View	3 2
			LAST 10 GAMES						314 A	N.C. A&T	2 3
			309 A	Jackson St.	3 1	332 H	Alcorn	3 0	318 H	Ark.-Pine Bluff	3 0
			309 A	Jackson St.	2 3	321 H	Mississippi Val.	3 0	318 N	Ark.-Pine Bluff	3 1
			284 N	Alabama A&M	3 2	284 H	Alabama A&M	3 2	318 N	Ark.-Pine Bluff	3 0
			319 N	Southern U.	3 2	309 A	Jackson St.	3 2	319 A	Southern U.	3 0
			318 N	Ark.-Pine Bluff	3 1	118 A	UAB	0 3	319 N	Southern U.	3 2

Alabama St.

RPI	S	Opponent	Score	
321	A	Mississippi Val.	3	0
321	H	Mississippi Val.	3	0
326	A	N.C. Central	3	0
330	N	Grambling	3	0
331	A	Savannah St.	3	0
331	H	Savannah St.	3	0
332	A	Alcorn	3	0
332	H	Alcorn	3	0
332	N	Alcorn	3	0

Alabama St.

A
l
a
b
a
m
a
s
t
.

A
l
a
b
a
m
a
s
t
.

Average RPI Win:	302	WON-LOST	WINNING	LAST 10	STRENGTH OF	OPP. STRENGTH	TEAM	ADJ	CONF.	ADJ CONF.	
Average RPI Loss:	146	RECORD	PCT. RANK	GAMES	SCHEDULE	OF SCHEDULE	RPI	RPI	RPI	RPI	
DIV. I ONLY	7- 21	.25	285	0- 10	221	248	282	.38132	279	11	11
DIV. I NON-CONF.	6- 8	.42857	207	0- 0	283	316	272	.39601	275	12	11
<hr/>											
TOTALS	RPI 1-25	RPI 26-50		W-L RECORDS	RPI 51-100		RPI 101-150		RPI 150+		
7- 21	0- 0	0- 3		OVERALL	0- 4		0- 4		7- 10		
4- 9	0- 0	0- 1		HOME	0- 3		0- 1		4- 4		
1- 10	0- 0	0- 2		AWAY	0- 1		0- 3		1- 4		
2- 2	0- 0	0- 0		NEUTRAL	0- 0		0- 0		2- 2		
<hr/>											
6- 8	0- 0	0- 1		NON-CONFERENCE	0- 2		0- 0		6- 5		
4- 2	0- 0	0- 0		HOME	0- 2		0- 0		4- 0		
0- 4	0- 0	0- 1		AWAY	0- 0		0- 0		0- 3		
2- 2	0- 0	0- 0		NEUTRAL	0- 0		0- 0		2- 2		
<hr/>											
1- 13	0- 0	0- 2		CONFERENCE	0- 2		0- 4		1- 5		
0- 7	0- 0	0- 1		HOME	0- 1		0- 1		0- 4		
1- 6	0- 0	0- 1		AWAY	0- 1		0- 3		1- 1		
0- 0	0- 0	0- 0		NEUTRAL	0- 0		0- 0		0- 0		
<hr/>											
RPI	S	Opponent	Score	RPI	S	Opponent	Score	RPI	S	Opponent	Score
				37	A	Tulsa	0 3	55	A	Tulane	0 3
				44	A	Central Ark.	0 3	84	H	Middle Tenn.	0 3
				46	H	UTSA	0 3	96	H	Western Mich.	1 3
								98	H	Northwestern St.	2 3

Non-Div. I Games: Abilene Christian 2 3

Louisiana Tech

Average RPI Win: 286		WON-LOST RECORD		WINNING PCT. RANK		LAST 10 GAMES		STRENGTH OF SCHEDULE		OPP. STRENGTH OF SCHEDULE		TEAM RPI		ADJ RPI		CONF. RPI		ADJ CONF. RPI	
DIV. I ONLY		11- 18		.37931 242		5- 5		262		294		268		.37844 280		31		32	
DIV. I NON-CONF.		2- 12		.14286 295		0- 1		159		219		285		.37713 291		31		31	
TOTALS		RPI 1-25		RPI 26-50		W-L RECORDS		RPI 51-100		RPI 101-150		RPI 150+							
11- 18		0- 0		0- 1		OVERALL		0- 2		0- 1		11- 14							
6- 3		0- 0		0- 0		HOME		0- 0		0- 0		6- 3							
3- 9		0- 0		0- 1		AWAY		0- 2		0- 1		3- 5							
2- 6		0- 0		0- 0		NEUTRAL		0- 0		0- 0		2- 6							
2- 12		0- 0		0- 1		NON-CONFERENCE		0- 2		0- 1		2- 8							
0- 1		0- 0		0- 0		HOME		0- 0		0- 0		0- 1							
0- 6		0- 0		0- 1		AWAY		0- 2		0- 1		0- 2							
2- 5		0- 0		0- 0		NEUTRAL		0- 0		0- 0		2- 5							
9- 6		0- 0		0- 0		CONFERENCE		0- 0		0- 0		9- 6							
6- 2		0- 0		0- 0		HOME		0- 0		0- 0		6- 2							
3- 3		0- 0		0- 0		AWAY		0- 0		0- 0		3- 3							
0- 1		0- 0		0- 0		NEUTRAL		0- 0		0- 0		0- 1							
RPI	S	Opponent		Score		RPI	S	Opponent		Score		RPI	S	Opponent		Score			
						45	A	American	0	3			53	A	VCU	0	3		
													74	A	West Virginia	0	3		
															141	A	Villanova	0	3
															153	A	Appalachian St.	0	3
															163	N	Sam Houston St.	3	1
															169	N	Penn	2	3
															192	A	Hampton	0	3
															192	H	Hampton	1	3
															212	N	Florida A&M	0	3
															219	A	William & Mary	0	3
															226	N	Navy	0	3
															245	A	Howard	1	3
															245	H	Howard	2	3
															250	A	Coppin St.	2	3
															250	H	Coppin St.	3	0
															252	H	Charlotte	0	3
															255	N	Loyola Maryland	2	3
															261	N	Sacred Heart	1	3
															263	A	Morgan St.	3	2
															263	H	Morgan St.	3	2
															282	N	Canisius	3	2
															289	N	Fordham	0	3
															313	A	UMES	3	1
															313	H	UMES	3	0
															313	H	UMES	3	2
															327	A	Delaware St.	3	1
															327	H	Delaware St.	3	0
															328	H	Bethune-Cookman	3	0
LAST 10 GAMES																			
						212	N	Florida A&M	0	3			250	A	Coppin St.	2	3		
						327	A	Delaware St.	3	1			263	A	Morgan St.	3	2		
						313	A	UMES	3	1			192	A	Hampton	0	3		
						45	A	American	0	3			313	H	UMES	3	2		
						245	H	Howard	2	3			327	H	Delaware St.	3	0		

Non-Div. I Games:

Norfolk St.

Average RPI Win: 268		WON-LOST	WINNING	LAST 10	STRENGTH OF		OPP. STRENGTH	TEAM	ADJ		CONF.	ADJ CONF.
Average RPI Loss: 177		RECORD	PCT. RANK	GAMES	SCHEDULE		OF SCHEDULE	RPI	RPI		RPI	RPI
DIV. I ONLY		7- 21	.25 285	1- 9	181		265	272	.37826 281		16	16
DIV. I NON-CONF.		5- 7	.41667 212	0- 0	232		317	249	.41522 257		20	21
TOTALS		RPI 1-25	RPI 26-50	W-L RECORDS	RPI 51-100		RPI 101-150		RPI 150+			
7- 21	0- 0		0- 2	OVERALL	0- 4		0- 3		7- 12			
4- 9	0- 0		0- 1	HOME	0- 2		0- 1		4- 5			
1- 11	0- 0		0- 1	AWAY	0- 2		0- 1		1- 7			
2- 1	0- 0		0- 0	NEUTRAL	0- 0		0- 1		2- 0			
5- 7	0- 0		0- 0	NON-CONFERENCE	0- 0		0- 1		5- 6			
2- 3	0- 0		0- 0	HOME	0- 0		0- 0		2- 3			
1- 3	0- 0		0- 0	AWAY	0- 0		0- 0		1- 3			
2- 1	0- 0		0- 0	NEUTRAL	0- 0		0- 1		2- 0			
2- 14	0- 0		0- 2	CONFERENCE	0- 4		0- 2		2- 6			
2- 6	0- 0		0- 1	HOME	0- 2		0- 1		2- 2			
0- 8	0- 0		0- 1	AWAY	0- 2		0- 1		0- 4			
0- 0	0- 0		0- 0	NEUTRAL	0- 0		0- 0		0- 0			
RPI S	Opponent	Score	RPI S	Opponent	Score	RPI S	Opponent	Score	RPI S	Opponent	Score	
			45 A American	0	3	52 A Colgate	0	3	133 N Eastern Mich.	0	3	
			45 H American	0	3	52 H Colgate	0	3	142 A Lehigh	0	3	
						99 A Army	0	3	142 H Lehigh	0	3	
						99 H Army	0	3	164 A Harvard	2	3	
									201 N Hofstra	3	0	
									202 H Central Conn. St.	1	3	
									220 A Brown	0	3	
									226 A Navy	0	3	
									226 H Navy	0	3	
									235 H Manhattan	3	1	
									248 A Bucknell	1	3	
									248 H Bucknell	3	0	
									255 A Loyola Maryland	1	3	
									255 H Loyola Maryland	1	3	
									261 H Sacred Heart	0	3	
									262 H Stony Brook	0	3	
									271 A Lafayette	0	3	
									271 H Lafayette	3	0	
									292 A Hartford	3	0	
									312 A Bryant	2	3	
									312 N Bryant	3	2	
									316 H Quinnipiac	3	0	
			LAST 10 GAMES									
			226 A Navy	0	3	248 A Bucknell	1	3				
			271 A Lafayette	0	3	142 A Lehigh	0	3				
			45 H American	0	3	99 H Army	0	3				
			255 H Loyola Maryland	1	3	99 A Army	0	3				
			52 H Colgate	0	3	271 H Lafayette	3	0				

Non-Div. I Games:

Holy Cross

Average RPI Win: 298		WON-LOST	WINNING	LAST 10	STRENGTH OF		OPP. STRENGTH	TEAM	ADJ	CONF.	ADJ CONF.
Average RPI Loss: 191		RECORD	PCT. RANK	GAMES	SCHEDULE		OF SCHEDULE	RPI	RPI	RPI	RPI
DIV. I ONLY		11- 18	.37931	242	277		301	274	.3781	282	28
DIV. I NON-CONF.		2- 9	.18182	287	240		254	300	.36301	296	29
TOTALS		RPI 1-25	RPI 26-50		W-L RECORDS		RPI 51-100		RPI 101-150		RPI 150+
11- 18	0- 0	0- 0		OVERALL		0- 2		0- 2		11- 14	
5- 9	0- 0	0- 0		HOME		0- 1		0- 2		5- 6	
5- 6	0- 0	0- 0		AWAY		0- 1		0- 0		5- 5	
1- 3	0- 0	0- 0		NEUTRAL		0- 0		0- 0		1- 3	
2- 9	0- 0	0- 0		NON-CONFERENCE		0- 2		0- 2		2- 5	
0- 5	0- 0	0- 0		HOME		0- 1		0- 2		0- 2	
1- 1	0- 0	0- 0		AWAY		0- 1		0- 0		1- 0	
1- 3	0- 0	0- 0		NEUTRAL		0- 0		0- 0		1- 3	
9- 9	0- 0	0- 0		CONFERENCE		0- 0		0- 0		9- 9	
5- 4	0- 0	0- 0		HOME		0- 0		0- 0		5- 4	
4- 5	0- 0	0- 0		AWAY		0- 0		0- 0		4- 5	
0- 0	0- 0	0- 0		NEUTRAL		0- 0		0- 0		0- 0	
RPI S	Opponent	Score	RPI S	Opponent	Score	RPI S	Opponent	Score	RPI S	Opponent	Score
						58 H	North Carolina St.	0 3	133 H	Eastern Mich.	1 3
						74 A	West Virginia	0 3	143 H	Buffalo	0 3
									154 A	Fairfield	1 3
									154 H	Fairfield	1 3
									172 A	Marist	1 3
									172 H	Marist	0 3
									174 H	Cleveland St.	0 3
									211 A	Siena	1 3
									211 H	Siena	2 3
									223 A	Iona	0 3
									223 H	Iona	3 2
									226 N	Navy	0 3
									235 A	Manhattan	0 3
									235 H	Manhattan	2 3
									248 A	Bucknell	3 2
									280 N	Norfolk St.	2 3
									283 A	Rider	3 1
									283 H	Rider	3 0
									289 N	Fordham	2 3
									292 H	Hartford	1 3
									315 A	Niagara	3 1
									315 H	Niagara	3 0
									316 A	Quinnipiac	3 0
									316 H	Quinnipiac	3 1
									324 N	Fairleigh Dickinson	3 0
									325 A	Saint Peter's	3 0
									325 H	Saint Peter's	3 0
LAST 10 GAMES											
			154 H	Fairfield	1 3	223 A	Iona	0 3	316 A	Quinnipiac	3 0
			316 H	Quinnipiac	3 1	325 H	Saint Peter's	3 0	316 H	Quinnipiac	3 1
			172 A	Marist	1 3	283 H	Rider	3 0	324 N	Fairleigh Dickinson	3 0
			211 A	Siena	1 3	315 A	Niagara	3 1	325 A	Saint Peter's	3 0
			235 A	Manhattan	0 3	316 A	Quinnipiac	3 0	325 H	Saint Peter's	3 0

Non-Div. I Games:

Canisius

Average RPI Win:	307	WON-LOST RECORD	WINNING PCT. RANK	LAST 10 GAMES	STRENGTH OF SCHEDULE	OPP. STRENGTH OF SCHEDULE	TEAM RPI	ADJ RPI	CONF. RPI	ADJ CONF. RPI		
Average RPI Loss:	210											
DIV. I ONLY		15- 14	.51724	161	4- 6	323	315	281	.37672	283	28	28
DIV. I NON-CONF.		9- 2	.81818	37	1- 0	329	329	216	.45227	213	29	29
<hr/>												
TOTALS	RPI 1-25	RPI 26-50		W-L RECORDS		RPI 51-100		RPI 101-150		RPI 150+		
15- 14	0- 0	0- 0		OVERALL		0- 1		0- 0		15- 13		
5- 6	0- 0	0- 0		HOME		0- 0		0- 0		5- 6		
5- 8	0- 0	0- 0		AWAY		0- 1		0- 0		5- 7		
5- 0	0- 0	0- 0		NEUTRAL		0- 0		0- 0		5- 0		
9- 2	0- 0	0- 0		NON-CONFERENCE		0- 1		0- 0		9- 1		
2- 0	0- 0	0- 0		HOME		0- 0		0- 0		2- 0		
2- 2	0- 0	0- 0		AWAY		0- 1		0- 0		2- 1		
5- 0	0- 0	0- 0		NEUTRAL		0- 0		0- 0		5- 0		
6- 12	0- 0	0- 0		CONFERENCE		0- 0		0- 0		6- 12		
3- 6	0- 0	0- 0		HOME		0- 0		0- 0		3- 6		
3- 6	0- 0	0- 0		AWAY		0- 0		0- 0		3- 6		
0- 0	0- 0	0- 0		NEUTRAL		0- 0		0- 0		0- 0		
RPI S	Opponent	Score	RPI S	Opponent	Score	RPI S	Opponent	Score	RPI S	Opponent	Score	
						55 A	Tulane	0 3	154 A	Fairfield	2 3	
									154 H	Fairfield	0 3	
									172 A	Marist	2 3	
									172 H	Marist	1 3	
									211 A	Siena	1 3	
									211 H	Siena	0 3	
									223 A	Iona	1 3	
									223 H	Iona	0 3	
									235 A	Manhattan	3 2	
									235 H	Manhattan	1 3	
									245 N	Howard	3 1	
									248 A	Bucknell	1 3	
									282 A	Canisius	0 3	
									282 H	Canisius	1 3	
									294 N	Nicholls St.	3 0	
									302 N	NJIT	3 0	
									315 A	Niagara	3 2	
									315 H	Niagara	3 0	
									316 A	Quinnipiac	1 3	
									316 H	Quinnipiac	3 0	
									320 A	St. Francis Brooklyn	3 0	
									321 N	Mississippi Val.	3 0	
									323 H	La Salle	3 0	
									324 A	Fairleigh Dickinson	3 0	
									324 N	Fairleigh Dickinson	3 0	
									325 A	Saint Peter's	3 1	
									325 H	Saint Peter's	3 1	
			LAST 10 GAMES									
			172 A	Marist	2 3	316 H	Quinnipiac	3 0				
			211 A	Siena	1 3	223 H	Iona	0 3				
			325 H	Saint Peter's	3 1	315 A	Niagara	3 2				
			235 H	Manhattan	1 3	282 A	Canisius	0 3				
			154 H	Fairfield	0 3	327 H	Delaware St.	3 0				

Non-Div. I Games:

Rider

RPI	S	Opponent	Score	
327	H	Delaware St.	3	0

Rider

R
i
d
e
r

R
i
d
e
r

Average RPI Win: 303		WON-LOST RECORD		WINNING PCT. RANK		LAST 10 GAMES		STRENGTH OF SCHEDULE		OPP. STRENGTH OF SCHEDULE		TEAM RPI		ADJ RPI		CONF. RPI		ADJ CONF. RPI	
DIV. I ONLY		9- 20		.31034 266		5- 4		219		306		276		.37349 284		33		33	
DIV. I NON-CONF.		1- 15		.0625 313		0- 0		73		170		269		.39301 277		33		32	
TOTALS		RPI 1-25		RPI 26-50		W-L RECORDS		RPI 51-100		RPI 101-150		RPI 150+							
9- 20		0- 2		0- 1		OVERALL		0- 5		0- 1		9- 11							
4- 2		0- 0		0- 0		HOME		0- 0		0- 1		4- 1							
2- 8		0- 0		0- 1		AWAY		0- 2		0- 0		2- 5							
3- 10		0- 2		0- 0		NEUTRAL		0- 3		0- 0		3- 5							
1- 15		0- 2		0- 1		NON-CONFERENCE		0- 5		0- 1		1- 6							
1- 1		0- 0		0- 0		HOME		0- 0		0- 1		1- 0							
0- 6		0- 0		0- 1		AWAY		0- 2		0- 0		0- 3							
0- 8		0- 2		0- 0		NEUTRAL		0- 3		0- 0		0- 3							
8- 5		0- 0		0- 0		CONFERENCE		0- 0		0- 0		8- 5							
3- 1		0- 0		0- 0		HOME		0- 0		0- 0		3- 1							
2- 2		0- 0		0- 0		AWAY		0- 0		0- 0		2- 2							
3- 2		0- 0		0- 0		NEUTRAL		0- 0		0- 0		3- 2							
RPI	S	Opponent		Score		RPI	S	Opponent		Score		RPI	S	Opponent		Score			
7	N	Southern California		0	3	27	A	Purdue		0	3	59	N	Western Ky.		0	3		
18	N	Oklahoma		0	3							65	A	Col. of Charleston		0	3		
												70	A	Missouri St.		0	3		
												84	N	Middle Tenn.		0	3		
												86	N	SMU		0	3		
														256 N Texas Southern		0	3		
														256 N Texas Southern		3	2		
														256 N Texas Southern		3	2		
														264 N Southeastern La.		1	3		
														278 A Alabama St.		2	3		
														278 H Alabama St.		0	3		
														278 N Alabama St.		2	3		
														291 H UT Martin		3	1		
														309 A Jackson St.		2	3		
														309 H Jackson St.		3	2		
														310 N Prairie View		3	1		
														321 A Mississippi Val.		3	0		
														321 H Mississippi Val.		3	0		
														322 A South Carolina St.		2	3		
														332 A Alcorn		3	0		
														332 H Alcorn		3	0		
LAST 10 GAMES																			
						256 N Texas Southern	0	3	332 H Alcorn	3	0								
						256 N Texas Southern	3	2	321 H Mississippi Val.	3	0								
						278 N Alabama St.	2	3	278 A Alabama St.	2	3								
						310 N Prairie View	3	1	309 A Jackson St.	2	3								
						256 N Texas Southern	3	2	118 H UAB	0	3								

Non-Div. I Games: Ala.-Huntsville 2 3 Albany St. (GA) 3 1 Albany St. (GA) 3 1

Alabama A&M

Average RPI Win: 238		WON-LOST RECORD		WINNING PCT. RANK		LAST 10 GAMES		STRENGTH OF SCHEDULE		OPP. STRENGTH OF SCHEDULE		TEAM RPI		ADJ RPI		CONF. RPI		ADJ CONF. RPI	
Average RPI Loss: 151																			
DIV. I ONLY		5- 27		.15625 312		1- 9		178		160		286		.36609 285		14		14	
DIV. I NON-CONF.		4- 10		.28571 268		0- 0		199		161		255		.41899 250		14		14	
TOTALS		RPI 1-25		RPI 26-50		W-L RECORDS		RPI 51-100		RPI 101-150		RPI 150+							
5- 27		0- 0		0- 3		OVERALL		0- 5		0- 6		5- 13							
1- 9		0- 0		0- 1		HOME		0- 2		0- 2		1- 4							
0- 13		0- 0		0- 1		AWAY		0- 2		0- 3		0- 7							
4- 5		0- 0		0- 1		NEUTRAL		0- 1		0- 1		4- 2							
4- 10		0- 0		0- 1		NON-CONFERENCE		0- 3		0- 2		4- 4							
0- 1		0- 0		0- 0		HOME		0- 1		0- 0		0- 0							
0- 4		0- 0		0- 0		AWAY		0- 1		0- 1		0- 2							
4- 5		0- 0		0- 1		NEUTRAL		0- 1		0- 1		4- 2							
1- 17		0- 0		0- 2		CONFERENCE		0- 2		0- 4		1- 9							
1- 8		0- 0		0- 1		HOME		0- 1		0- 2		1- 4							
0- 9		0- 0		0- 1		AWAY		0- 1		0- 2		0- 5							
0- 0		0- 0		0- 0		NEUTRAL		0- 0		0- 0		0- 0							
RPI S	Opponent	Score		RPI S	Opponent	Score		RPI S	Opponent	Score		RPI S	Opponent	Score					
				42 A	Louisville	0	3	79 H	Seton Hall	2	3	107 A	UCF	0	3				
				42 H	Louisville	1	3	82 A	Pittsburgh	1	3	107 H	UCF	0	3				
				48 N	Colorado	1	3	86 A	SMU	0	3	121 N	Furman	1	3				
								86 H	SMU	1	3	130 A	Indiana	0	3				
								95 N	Morehead St.	0	3	136 A	South Fla.	0	3				
												136 H	South Fla.	1	3				
												167 A	Syracuse	2	3				
												179 N	Oakland	1	3				
												184 A	Temple	0	3				
												184 H	Temple	3	1				
												196 A	Houston	1	3				
												196 H	Houston	0	3				
												203 A	UConn	1	3				
												203 H	UConn	0	3				
												213 A	Delaware	2	3				
												216 N	Kent St.	3	0				
												225 A	Memphis	1	3				
												225 H	Memphis	1	3				
												227 N	Cornell	3	2				
												261 N	Sacred Heart	2	3				
												262 N	Stony Brook	3	2				
												270 A	Cincinnati	2	3				
												270 H	Cincinnati	2	3				
												300 N	Robert Morris	3	1				
LAST 10 GAMES																			
				42 A	Louisville	0	3	136 H	South Fla.	1	3	270 A	Cincinnati	2	3				
				270 A	Cincinnati	2	3	107 H	UCF	0	3								
				225 H	Memphis	1	3	196 A	Houston	1	3								
				184 H	Temple	3	1	86 A	SMU	0	3								
				203 H	UConn	0	3	270 H	Cincinnati	2	3								

Non-Div. I Games:

Rutgers

Average RPI Win:		204	WON-LOST RECORD		WINNING PCT. RANK		LAST 10 GAMES		STRENGTH OF SCHEDULE		OPP. STRENGTH OF SCHEDULE		TEAM RPI		ADJ RPI		CONF. RPI		ADJ CONF. RPI	
DIV. I ONLY			2- 26		.07143 324		1- 9		146		106		293		.36106 286		8		8	
DIV. I NON-CONF.			1- 11		.08333 308		0- 0		244		199		314		.33432 310		8		8	
TOTALS		RPI 1-25		RPI 26-50		W-L RECORDS		RPI 51-100		RPI 101-150		RPI 150+								
2- 26		0- 2		0- 2		OVERALL		0- 5		0- 7		2- 10								
0- 8		0- 1		0- 1		HOME		0- 2		0- 2		0- 2								
1- 11		0- 1		0- 1		AWAY		0- 3		0- 3		1- 3								
1- 7		0- 0		0- 0		NEUTRAL		0- 0		0- 2		1- 5								
1- 11		0- 0		0- 0		NON-CONFERENCE		0- 1		0- 3		1- 7								
0- 0		0- 0		0- 0		HOME		0- 0		0- 0		0- 0								
0- 4		0- 0		0- 0		AWAY		0- 1		0- 1		0- 2								
1- 7		0- 0		0- 0		NEUTRAL		0- 0		0- 2		1- 5								
1- 15		0- 2		0- 2		CONFERENCE		0- 4		0- 4		1- 3								
0- 8		0- 1		0- 1		HOME		0- 2		0- 2		0- 2								
1- 7		0- 1		0- 1		AWAY		0- 2		0- 2		1- 1								
0- 0		0- 0		0- 0		NEUTRAL		0- 0		0- 0		0- 0								
RPI	S	Opponent		Score	RPI	S	Opponent		Score	RPI	S	Opponent		Score						
17	A	Hawaii		0 3	41	A	Cal St. Northridge		0 3	60	A	UC Santa Barbara		0 3						
17	H	Hawaii		0 3	41	H	Cal St. Northridge		0 3	60	H	UC Santa Barbara		0 3						
										68	A	New Mexico		0 3						
										80	A	Long Beach St.		0 3						
										80	H	Long Beach St.		1 3						
													102	N	Idaho St.		0 3			
													108	A	UC Irvine		1 3			
													108	H	UC Irvine		0 3			
													116	A	Pacific		0 3			
													137	N	Wyoming		1 3			
													147	A	UC Davis		0 3			
													147	H	UC Davis		1 3			
													159	N	Georgia Tech		1 3			
													161	A	Cal Poly		3 2			
													161	H	Cal Poly		0 3			
													165	N	Utah Valley		0 3			
													187	A	Cal St. Fullerton		0 3			
													187	H	Cal St. Fullerton		0 3			
													208	N	Texas Tech		0 3			
													215	N	Seattle		0 3			
													217	A	Air Force		0 3			
													239	N	San Jose St.		0 3			
													247	N	Winthrop		3 1			
													304	A	Weber St.		2 3			
LAST 10 GAMES																				
					17	H	Hawaii		0 3	187	A	Cal St. Fullerton		0 3						
					60	A	UC Santa Barbara		0 3	41	A	Cal St. Northridge		0 3						
					161	A	Cal Poly		3 2	147	A	UC Davis		0 3						
					80	H	Long Beach St.		1 3	161	H	Cal Poly		0 3						
					108	H	UC Irvine		0 3	60	H	UC Santa Barbara		0 3						

Non-Div. I Games:

UC Riverside

Average RPI Win: 267		WON-LOST	WINNING	LAST 10	STRENGTH OF		OPP. STRENGTH	TEAM	ADJ	CONF.	ADJ CONF.				
Average RPI Loss: 162		RECORD	PCT. RANK	GAMES	SCHEDULE		OF SCHEDULE	RPI	RPI	RPI	RPI				
DIV. I ONLY		6- 25	.19355	299	1- 9		222	240	291	.36089	287	25	25		
DIV. I NON-CONF.		2- 9	.18182	287	0- 0		142	224	270	.41118	261	21	18		
<hr/>															
TOTALS		RPI 1-25		RPI 26-50		W-L RECORDS		RPI 51-100		RPI 101-150		RPI 150+			
6- 25		0- 0		0- 1		OVERALL		0- 3		0- 8		6- 13			
4- 9		0- 0		0- 0		HOME		0- 1		0- 3		4- 5			
1- 12		0- 0		0- 1		AWAY		0- 2		0- 3		1- 6			
1- 4		0- 0		0- 0		NEUTRAL		0- 0		0- 2		1- 2			
2- 9		0- 0		0- 1		NON-CONFERENCE		0- 1		0- 4		2- 3			
1- 2		0- 0		0- 0		HOME		0- 0		0- 1		1- 1			
0- 3		0- 0		0- 1		AWAY		0- 1		0- 1		0- 0			
1- 4		0- 0		0- 0		NEUTRAL		0- 0		0- 2		1- 2			
4- 16		0- 0		0- 0		CONFERENCE		0- 2		0- 4		4- 10			
3- 7		0- 0		0- 0		HOME		0- 1		0- 2		3- 4			
1- 9		0- 0		0- 0		AWAY		0- 1		0- 2		1- 6			
0- 0		0- 0		0- 0		NEUTRAL		0- 0		0- 0		0- 0			
RPI	S	Opponent	Score	RPI	S	Opponent	Score	RPI	S	Opponent	Score	RPI	S	Opponent	Score
				29	A	BYU	0 3	83	A	Portland St.	1 3	102	A	Idaho St.	0 3
								83	H	Portland St.	0 3	102	H	Idaho St.	2 3
								95	A	Morehead St.	2 3	111	A	North Dakota	0 3
												111	H	North Dakota	1 3
												114	N	IUPUI	0 3
												129	H	South Dakota	0 3
												137	A	Wyoming	1 3
												139	N	Idaho	0 3
												152	H	Gonzaga	2 3
												180	A	Northern Ariz.	1 3
												180	H	Northern Ariz.	3 2
												182	A	Northern Colo.	0 3
												182	H	Northern Colo.	1 3
												195	A	Montana	1 3
												195	H	Montana	0 3
												197	N	Saint Louis	0 3
												229	A	Sacramento St.	1 3
												229	H	Sacramento St.	1 3
												230	A	Eastern Wash.	2 3
												230	H	Eastern Wash.	1 3
												257	N	Stetson	3 2
												259	H	Akron	3 0
												299	A	Southern Utah	1 3
												299	H	Southern Utah	3 1
												303	N	Drake	1 3
												304	A	Weber St.	3 0
												304	H	Weber St.	3 0
LAST 10 GAMES															
				195	H	Montana	0 3	304	H	Weber St.	3 0				
				229	H	Sacramento St.	1 3	230	H	Eastern Wash.	1 3				
				180	A	Northern Ariz.	1 3	83	H	Portland St.	0 3				
				299	A	Southern Utah	1 3	111	A	North Dakota	0 3				
				102	H	Idaho St.	2 3	182	A	Northern Colo.	0 3				

Non-Div. I Games:

Montana St.

Average RPI Win:		264	WON-LOST RECORD		WINNING PCT. RANK	LAST 10 GAMES		STRENGTH OF SCHEDULE		OPP. STRENGTH OF SCHEDULE		TEAM RPI	ADJ RPI	CONF. RPI	ADJ CONF. RPI						
Average RPI Loss:		164																			
DIV. I ONLY			6- 28	.17647	308	1- 9		166		233		283	.35882	288	15	15					
DIV. I NON-CONF.			4- 12	.25	279	0- 0		186		275		276	.38893	281	15	15					
TOTALS		RPI 1-25		RPI 26-50		W-L RECORDS		RPI 51-100		RPI 101-150		RPI 150+									
6- 28		0- 1		0- 2		OVERALL		0- 3		0- 4		6- 18									
2- 8		0- 0		0- 0		HOME		0- 1		0- 2		2- 5									
1- 13		0- 0		0- 2		AWAY		0- 1		0- 2		1- 8									
3- 7		0- 1		0- 0		NEUTRAL		0- 1		0- 0		3- 5									
4- 12		0- 1		0- 2		NON-CONFERENCE		0- 1		0- 0		4- 8									
0- 1		0- 0		0- 0		HOME		0- 0		0- 0		0- 1									
1- 4		0- 0		0- 2		AWAY		0- 0		0- 0		1- 2									
3- 7		0- 1		0- 0		NEUTRAL		0- 1		0- 0		3- 5									
2- 16		0- 0		0- 0		CONFERENCE		0- 2		0- 4		2- 10									
2- 7		0- 0		0- 0		HOME		0- 1		0- 2		2- 4									
0- 9		0- 0		0- 0		AWAY		0- 1		0- 2		0- 6									
0- 0		0- 0		0- 0		NEUTRAL		0- 0		0- 0		0- 0									
RPI	S	Opponent		Score		RPI	S	Opponent		Score		RPI	S	Opponent		Score					
9	N	Nebraska		0 3		44	A	Central Ark.		0 3		59	A	Western Ky.		1 3					
						49	A	Arizona St.		0 3		59	H	Western Ky.		0 3					
												62	N	Auburn		0 3					
														104 A Texas St.		0 3					
														104 H Texas St.		0 3					
														125 A UALR		0 3					
														125 H UALR		0 3					
														160 A Texas-Arlington		1 3					
														160 H Texas-Arlington		1 3					
														161 N Cal Poly		2 3					
														170 A Arkansas St.		0 3					
														170 H Arkansas St.		0 3					
														178 N Southern Miss.		0 3					
														183 H Stephen F. Austin		0 3					
														191 A South Ala.		0 3					
														191 H South Ala.		3 2					
														197 A Saint Louis		1 3					
														205 A La.-Lafayette		0 3					
														205 H La.-Lafayette		0 3					
														218 A Troy		0 3					
														218 H Troy		3 2					
														260 A Georgia St.		0 3					
														260 H Georgia St.		0 3					
														266 A McNeese St.		3 1					
														274 A Grand Canyon		0 3					
														277 N Tex.-Pan American		0 3					
														277 N Tex.-Pan American		0 3					
														278 N Alabama St.		3 2					
														309 N Jackson St.		2 3					
														310 N Prairie View		3 0					
LAST 10 GAMES																					
160 H Texas-Arlington						1 3		218 H Troy						3 2							
170 H Arkansas St.						0 3		125 A UALR						0 3							
191 A South Ala.						0 3		260 H Georgia St.						0 3							
104 H Texas St.						0 3		59 H Western Ky.						0 3							
205 H La.-Lafayette						0 3		260 A Georgia St.						0 3							

Non-Div. I Games:

La.-Monroe

RPI	S	Opponent	Score	
318	N	Ark.-Pine Bluff	3	0

La.-Monroe

L
a
.
-
M
o
n
r
o
e

L
a
.
-
M
o
n
r
o
e

Average RPI Win:	283	WON-LOST RECORD	WINNING PCT. RANK	LAST 10 GAMES	STRENGTH OF SCHEDULE	OPP. STRENGTH OF SCHEDULE	TEAM RPI	ADJ RPI	CONF. RPI	ADJ CONF. RPI		
DIV. I ONLY		10- 20	.33333	257	2- 8	302	263	292	.35615	289	21	21
DIV. I NON-CONF.		7- 9	.4375	202	0- 0	297	302	275	.38616	284	17	19
<hr/>												
TOTALS	RPI 1-25	RPI 26-50		W-L RECORDS		RPI 51-100		RPI 101-150		RPI 150+		
10- 20	0- 0	0- 0		OVERALL		0- 4		0- 3		10- 13		
3- 6	0- 0	0- 0		HOME		0- 2		0- 1		3- 3		
1- 11	0- 0	0- 0		AWAY		0- 2		0- 2		1- 7		
6- 3	0- 0	0- 0		NEUTRAL		0- 0		0- 0		6- 3		
7- 9	0- 0	0- 0		NON-CONFERENCE		0- 1		0- 1		7- 7		
1- 1	0- 0	0- 0		HOME		0- 0		0- 0		1- 1		
0- 5	0- 0	0- 0		AWAY		0- 1		0- 1		0- 3		
6- 3	0- 0	0- 0		NEUTRAL		0- 0		0- 0		6- 3		
3- 11	0- 0	0- 0		CONFERENCE		0- 3		0- 2		3- 6		
2- 5	0- 0	0- 0		HOME		0- 2		0- 1		2- 2		
1- 6	0- 0	0- 0		AWAY		0- 1		0- 1		1- 4		
0- 0	0- 0	0- 0		NEUTRAL		0- 0		0- 0		0- 0		
RPI	S	Opponent	Score	RPI	S	Opponent	Score	RPI	S	Opponent	Score	
						53 H VCU	0 <div>3</div>	112 A Dayton		1 <div>3</div>		
						74 A West Virginia	0 <div>3</div>	112 H Dayton		0 <div>3</div>		
						93 A Duquesne	0 <div>3</div>	128 A St. John's (NY)		0 <div>3</div>		
						93 H Duquesne	1 <div>3</div>	151 A George Washington		0 <div>3</div>		
								188 A Rhode Island		0 <div>3</div>		
								188 H Rhode Island		0 <div>3</div>		
								197 A Saint Louis		1 <div>3</div>		
								197 H Saint Louis		0 <div>3</div>		
								201 H Hofstra		3 1		
								202 A Central Conn. St.		2 <div>3</div>		
								226 N Navy		3 0		
								231 N Boston College		0 <div>3</div>		
								247 A Winthrop		0 <div>3</div>		
								262 H Stony Brook		2 <div>3</div>		
								265 A George Mason		1 <div>3</div>		
								265 H George Mason		3 1		
								272 A Columbia		1 <div>3</div>		
								280 N Norfolk St.		3 0		
								282 N Canisius		3 2		
								292 N Hartford		0 <div>3</div>		
								295 N Binghamton		3 1		
								298 N Tennessee Tech		1 <div>3</div>		
								302 N NJIT		3 0		
								323 A La Salle		3 1		
								323 H La Salle		3 0		
								331 N Savannah St.		3 0		
LAST 10 GAMES												
						188 A Rhode Island	0 <div>3</div>	323 H La Salle		3 0		
						323 A La Salle	3 1	53 H VCU		0 <div>3</div>		
						265 A George Mason	1 <div>3</div>	93 A Duquesne		0 <div>3</div>		
						151 A George Washington	0 <div>3</div>	112 A Dayton		1 <div>3</div>		
						197 H Saint Louis	0 <div>3</div>	197 A Saint Louis		1 <div>3</div>		

Non-Div. I Games:

Fordham

Average RPI Win:	213	WON-LOST RECORD	WINNING PCT. RANK	LAST 10 GAMES	STRENGTH OF SCHEDULE	OPP. STRENGTH OF SCHEDULE	TEAM RPI	ADJ RPI	CONF. RPI	ADJ CONF. RPI	
Average RPI Loss:	175										
DIV. I ONLY	4- 27	.12903	315	1- 9	133	247	287	.35435	290	19	19
DIV. I NON-CONF.	1- 14	.06667	311	0- 0	164	247	302	.3476	307	25	26
<hr/>											
TOTALS	RPI 1-25	RPI 26-50		W-L RECORDS	RPI 51-100		RPI 101-150		RPI 150+		
4- 27	0- 0	0- 0		OVERALL	0- 3		1- 5		3- 19		
1- 12	0- 0	0- 0		HOME	0- 0		1- 2		0- 10		
2- 10	0- 0	0- 0		AWAY	0- 1		0- 3		2- 6		
1- 5	0- 0	0- 0		NEUTRAL	0- 2		0- 0		1- 3		
<hr/>											
1- 14	0- 0	0- 0		NON-CONFERENCE	0- 2		0- 2		1- 10		
0- 5	0- 0	0- 0		HOME	0- 0		0- 1		0- 4		
0- 4	0- 0	0- 0		AWAY	0- 0		0- 1		0- 3		
1- 5	0- 0	0- 0		NEUTRAL	0- 2		0- 0		1- 3		
<hr/>											
3- 13	0- 0	0- 0		CONFERENCE	0- 1		1- 3		2- 9		
1- 7	0- 0	0- 0		HOME	0- 0		1- 1		0- 6		
2- 6	0- 0	0- 0		AWAY	0- 1		0- 2		2- 3		
0- 0	0- 0	0- 0		NEUTRAL	0- 0		0- 0		0- 0		
<hr/>											
RPI S	Opponent	Score	RPI S	Opponent	Score	RPI S	Opponent	Score	RPI S	Opponent	Score
						65 N	Col. of Charleston	2 3	109 A	Samford	1 3
						73 A	Ga. Southern	1 3	109 H	Samford	3 0
						89 N	Jacksonville	0 3	113 A	Ole Miss	0 3
									118 H	UAB	1 3
									121 A	Furman	1 3
									121 H	Furman	2 3
									153 A	Appalachian St.	0 3
									153 H	Appalachian St.	1 3
									159 A	Georgia Tech	0 3
									166 H	UNC Greensboro	2 3
									176 A	FIU	0 3
									177 A	Belmont	0 3
									178 N	Southern Miss.	3 2
									181 H	Tennessee	0 3
									194 A	Davidson	1 3
									194 H	Davidson	1 3
									205 N	La.-Lafayette	1 3
									209 A	Western Caro.	0 3
									209 H	Western Caro.	0 3
									212 N	Florida A&M	2 3
			214 H	Elon	2 3						
			242 H	UNC Asheville	1 3						
			252 H	Charlotte	2 3						
			258 A	Wofford	3 2						
			258 H	Wofford	0 3						
			275 N	South Dakota St.	0 3						
			291 H	UT Martin	2 3						
			LAST 10 GAMES								
			121 H	Furman	2 3	109 A	Samford	1 3			
			258 H	Wofford	0 3	305 A	Citadel	3 1			
			209 A	Western Caro.	0 3	73 A	Ga. Southern	1 3			
			153 A	Appalachian St.	0 3	214 H	Elon	2 3			
			194 H	Davidson	1 3	166 H	UNC Greensboro	2 3			

Non-Div. I Games:

Chattanooga

RPI	S	Opponent	Score	
305	A	Citadel	3	1

Chattanooga

C
h
a
t
t
a
n
o
o
g
a

C
h
a
t
t
a
n
o
o
g
a

Average RPI Win:	248	WON-LOST RECORD	WINNING PCT. RANK	LAST 10 GAMES	STRENGTH OF SCHEDULE	OPP. STRENGTH OF SCHEDULE	TEAM RPI	ADJ RPI	CONF. RPI	ADJ CONF. RPI	
DIV. I ONLY		9- 23	.28125 279	1- 9	268	223	285	.35177 291	24	26	
DIV. I NON-CONF.		6- 10	.375 234	0- 0	280	188	268	.39751 271	26	25	
<hr/>											
TOTALS	RPI 1-25	RPI 26-50		W-L RECORDS	RPI 51-100		RPI 101-150		RPI 150+		
9- 23	0- 0	0- 2		OVERALL	0- 1		0- 2		9- 18		
3- 6	0- 0	0- 0		HOME	0- 1		0- 0		3- 5		
3- 10	0- 0	0- 2		AWAY	0- 0		0- 0		3- 8		
3- 7	0- 0	0- 0		NEUTRAL	0- 0		0- 2		3- 5		
6- 10	0- 0	0- 2		NON-CONFERENCE	0- 0		0- 2		6- 6		
1- 0	0- 0	0- 0		HOME	0- 0		0- 0		1- 0		
2- 3	0- 0	0- 2		AWAY	0- 0		0- 0		2- 1		
3- 7	0- 0	0- 0		NEUTRAL	0- 0		0- 2		3- 5		
3- 13	0- 0	0- 0		CONFERENCE	0- 1		0- 0		3- 12		
2- 6	0- 0	0- 0		HOME	0- 1		0- 0		2- 5		
1- 7	0- 0	0- 0		AWAY	0- 0		0- 0		1- 7		
0- 0	0- 0	0- 0		NEUTRAL	0- 0		0- 0		0- 0		
RPI S	Opponent	Score	RPI S	Opponent	Score	RPI S	Opponent	Score	RPI S	Opponent	Score
			34 A	Alabama	0 3	95 H	Morehead St.	0 3	106 N	Toledo	1 3
			43 A	Butler	0 3				148 N	Green Bay	0 3
									168 A	Southeast Mo. St.	0 3
									168 H	Southeast Mo. St.	3 2
									170 N	Arkansas St.	1 3
									177 A	Belmont	0 3
									181 N	Tennessee	1 3
									185 H	Eastern Ky.	1 3
									186 A	Eastern Ill.	0 3
									186 H	Eastern Ill.	0 3
									191 N	South Ala.	1 3
									207 A	Austin Peay	0 3
									207 H	Austin Peay	2 3
									222 A	Bradley	3 1
									236 A	Murray St.	1 3
									236 H	Murray St.	2 3
									237 A	Jacksonville St.	0 3
									241 H	Evansville	3 2
									242 N	UNC Asheville	3 1
									244 N	Western Ill.	1 3
									251 A	Tennessee St.	1 3
			LAST 10 GAMES						252 N	Charlotte	3 0
			237 A	Jacksonville St.	0 3	186 A	Eastern Ill.	0 3	253 A	SIU Edwardsville	3 1
			168 A	Southeast Mo. St.	0 3	95 H	Morehead St.	0 3	253 H	SIU Edwardsville	3 1
			236 H	Murray St.	2 3	185 H	Eastern Ky.	1 3	284 A	Alabama A&M	1 3
			207 H	Austin Peay	2 3	177 A	Belmont	0 3	290 A	Chattanooga	3 2
			253 A	SIU Edwardsville	3 1	251 A	Tennessee St.	1 3	294 N	Nicholls St.	2 3

Non-Div. I Games:

UT Martin

RPI	S	Opponent	Score	
298	H	Tennessee Tech	2	3
313	N	UMES	3	0

UT Martin

U
T
M
a
r
t
i
n

U
T
M
a
r
t
i
n

Average RPI Win:	299	WON-LOST	WINNING	LAST 10	STRENGTH OF	OPP. STRENGTH	TEAM	ADJ	CONF.	ADJ CONF.									
Average RPI Loss:	211	RECORD	PCT. RANK	GAMES	SCHEDULE	OF SCHEDULE	RPI	RPI	RPI	RPI									
DIV. I ONLY		12- 18	.4	230	4- 6	310	299	288	.35065	292	29	29							
DIV. I NON-CONF.		5- 10	.33333	248	0- 0	256	265	279	.38999	279	28	28							
<hr/>																			
TOTALS	RPI 1-25	RPI 26-50		W-L RECORDS		RPI 51-100		RPI 101-150		RPI 150+									
12- 18	0- 0	0- 0		OVERALL		0- 1		0- 1		12- 16									
5- 3	0- 0	0- 0		HOME		0- 0		0- 0		5- 3									
4- 10	0- 0	0- 0		AWAY		0- 0		0- 0		4- 10									
3- 5	0- 0	0- 0		NEUTRAL		0- 1		0- 1		3- 3									
<hr/>																			
5- 10	0- 0	0- 0		NON-CONFERENCE		0- 1		0- 1		5- 8									
0- 1	0- 0	0- 0		HOME		0- 0		0- 0		0- 1									
3- 4	0- 0	0- 0		AWAY		0- 0		0- 0		3- 4									
2- 5	0- 0	0- 0		NEUTRAL		0- 1		0- 1		2- 3									
<hr/>																			
7- 8	0- 0	0- 0		CONFERENCE		0- 0		0- 0		7- 8									
5- 2	0- 0	0- 0		HOME		0- 0		0- 0		5- 2									
1- 6	0- 0	0- 0		AWAY		0- 0		0- 0		1- 6									
1- 0	0- 0	0- 0		NEUTRAL		0- 0		0- 0		1- 0									
<hr/>																			
RPI	S	Opponent	Score	RPI	S	Opponent	Score	RPI	S	Opponent	Score								
				58 N North Carolina St.				0	3	133 N Eastern Mich.				2	3				
										156 N UTEP				0	3				
														172 A Marist				0	3
														174 N Cleveland St.				0	3
														188 A Rhode Island				2	3
														202 A Central Conn. St.				0	3
														203 A UConn				0	3
														206 A New Hampshire				0	3
														206 H New Hampshire				0	3
														228 A UMBC				1	3
														228 H UMBC				3	0
														238 N Dartmouth				0	3
														240 A Albany (NY)				1	3
														240 H Albany (NY)				1	3
														262 A Stony Brook				1	3
														262 H Stony Brook				3	0
														281 H Holy Cross				0	3
														282 A Canisius				3	1
														289 N Fordham				3	0
														295 A Binghamton				0	3
										295 H Binghamton				3	0				
				LAST 10 GAMES								302 N NJIT				3	1		
				228 H UMBC				3	0	206 H New Hampshire				0	3				
				262 H Stony Brook				3	0	311 H Providence				3	1				
				240 A Albany (NY)				1	3	262 A Stony Brook				1	3				
				295 A Binghamton				0	3	228 A UMBC				1	3				
				329 H UMass Lowell				3	0	206 A New Hampshire				0	3				
												311 H Providence				3	1		
												312 A Bryant				3	0		
												316 A Quinnipiac				3	1		
												329 A UMass Lowell				3	1		

Non-Div. I Games:

Hartford

RPI	S	Opponent	Score	
329	H	UMass Lowell	3	0
329	N	UMass Lowell	3	0

Hartford

H
a
r
t
f
o
r
d

H
a
r
t
f
o
r
d

Average RPI Win:		301	WON-LOST RECORD		WINNING PCT. RANK		LAST 10 GAMES		STRENGTH OF SCHEDULE		OPP. STRENGTH OF SCHEDULE		TEAM RPI		ADJ RPI		CONF. RPI		ADJ CONF. RPI	
Average RPI Loss:		170																		
DIV. I ONLY			5- 21		.19231 301		0- 10		241		268		295		.34472 294		20		20	
DIV. I NON-CONF.			3- 7		.3 263		0- 0		228		297		282		.38605 285		22		22	
TOTALS		RPI 1-25		RPI 26-50		W-L RECORDS		RPI 51-100		RPI 101-150		RPI 150+								
5- 21		0- 0		0- 2		OVERALL		0- 3		0- 2		5- 14								
2- 7		0- 0		0- 1		HOME		0- 1		0- 1		2- 4								
0- 10		0- 0		0- 1		AWAY		0- 2		0- 1		0- 6								
3- 4		0- 0		0- 0		NEUTRAL		0- 0		0- 0		3- 4								
3- 7		0- 0		0- 1		NON-CONFERENCE		0- 1		0- 0		3- 5								
0- 0		0- 0		0- 0		HOME		0- 0		0- 0		0- 0								
0- 3		0- 0		0- 1		AWAY		0- 1		0- 0		0- 1								
3- 4		0- 0		0- 0		NEUTRAL		0- 0		0- 0		3- 4								
2- 14		0- 0		0- 1		CONFERENCE		0- 2		0- 2		2- 9								
2- 7		0- 0		0- 1		HOME		0- 1		0- 1		2- 4								
0- 7		0- 0		0- 0		AWAY		0- 1		0- 1		0- 5								
0- 0		0- 0		0- 0		NEUTRAL		0- 0		0- 0		0- 0								
RPI	S	Opponent	Score	RPI	S	Opponent	Score	RPI	S	Opponent	Score	RPI	S	Opponent	Score					
34	A	Alabama	0 3	55	A	Tulane	2 3	123	A	A&M-Corpus Christi	0 3									
44	H	Central Ark.	0 3	97	H	Oral Roberts	0 3	123	H	A&M-Corpus Christi	0 3									
				98	A	Northwestern St.	1 3	163	A	Sam Houston St.	1 3									
								163	H	Sam Houston St.	0 3									
								170	N	Arkansas St.	0 3									
								183	A	Stephen F. Austin	2 3									
								191	N	South Ala.	1 3									
								196	N	Houston	0 3									
								204	A	Houston Baptist	2 3									
								204	H	Houston Baptist	0 3									
								205	A	La.-Lafayette	1 3									
								249	A	Lamar	1 3									
								249	H	Lamar	0 3									
								264	H	Southeastern La.	3 1									
								266	A	McNeese St.	0 3									
								266	H	McNeese St.	1 3									
								283	N	Rider	0 3									
								291	N	UT Martin	3 2									
								297	H	New Orleans	3 0									
								321	N	Mississippi Val.	3 0									
								332	N	Alcorn	3 0									
LAST 10 GAMES				LAST 10 GAMES				LAST 10 GAMES												
266	H	McNeese St.	1 3	266	A	McNeese St.	0 3													
163	A	Sam Houston St.	1 3	44	H	Central Ark.	0 3													
249	A	Lamar	1 3	97	H	Oral Roberts	0 3													
204	A	Houston Baptist	2 3	123	H	A&M-Corpus Christi	0 3													
123	A	A&M-Corpus Christi	0 3	98	A	Northwestern St.	1 3													

Nicholls St.

Average RPI Win:	280	WON-LOST RECORD	WINNING PCT. RANK	LAST 10 GAMES	STRENGTH OF SCHEDULE	OPP. STRENGTH OF SCHEDULE	TEAM RPI	ADJ RPI	CONF. RPI	ADJ CONF. RPI	
DIV. I ONLY		9- 19	.32143 262	5- 5	292	288	290	.34409 295	29	29	
DIV. I NON-CONF.		2- 12	.14286 295	0- 1	236	191	305	.34806 305	28	28	
<hr/>											
TOTALS	RPI 1-25	RPI 26-50		W-L RECORDS	RPI 51-100		RPI 101-150		RPI 150+		
9- 19	0- 0	0- 0		OVERALL	0- 2		0- 1		9- 16		
6- 3	0- 0	0- 0		HOME	0- 0		0- 0		6- 3		
3- 8	0- 0	0- 0		AWAY	0- 2		0- 0		3- 6		
0- 8	0- 0	0- 0		NEUTRAL	0- 0		0- 1		0- 7		
<hr/>											
2- 12	0- 0	0- 0		NON-CONFERENCE	0- 2		0- 1		2- 9		
1- 1	0- 0	0- 0		HOME	0- 0		0- 0		1- 1		
1- 3	0- 0	0- 0		AWAY	0- 2		0- 0		1- 1		
0- 8	0- 0	0- 0		NEUTRAL	0- 0		0- 1		0- 7		
<hr/>											
7- 7	0- 0	0- 0		CONFERENCE	0- 0		0- 0		7- 7		
5- 2	0- 0	0- 0		HOME	0- 0		0- 0		5- 2		
2- 5	0- 0	0- 0		AWAY	0- 0		0- 0		2- 5		
0- 0	0- 0	0- 0		NEUTRAL	0- 0		0- 0		0- 0		
<hr/>											
RPI S	Opponent	Score	RPI S	Opponent	Score	RPI S	Opponent	Score	RPI S	Opponent	Score
						52 A	Colgate	1 3	128 N	St. John's (NY)	1 3
						58 A	North Carolina St.	0 3	153 N	Appalachian St.	0 3
									186 N	Eastern Ill.	1 3
									202 N	Central Conn. St.	0 3
									206 A	New Hampshire	2 3
									206 H	New Hampshire	1 3
									211 H	Siena	3 0
									216 A	Kent St.	0 3
									221 N	Towson	2 3
									227 H	Cornell	2 3
									228 A	UMBC	1 3
									228 H	UMBC	3 2
									231 N	Boston College	0 3
									240 A	Albany (NY)	0 3
									240 H	Albany (NY)	3 0
									262 A	Stony Brook	2 3
									262 H	Stony Brook	2 3
									267 N	Ill.-Chicago	0 3
									272 A	Columbia	3 2
									289 N	Fordham	1 3
			292 A	Hartford	0 3						
			LAST 10 GAMES			292 H	Hartford	3 0			
			206 A	New Hampshire	2 3	311 A	Providence	3 1			
			329 A	UMass Lowell	3 0	311 H	Providence	3 0			
			311 H	Providence	3 0	329 A	UMass Lowell	3 0			
			292 H	Hartford	3 0	329 H	UMass Lowell	3 0			
			262 A	Stony Brook	2 3	227 H	Cornell	2 3			

Non-Div. I Games:

Binghamton

Average RPI Win: Average RPI Loss:	303 167	WON-LOST RECORD	WINNING PCT. RANK	LAST 10 GAMES	STRENGTH OF SCHEDULE	OPP. STRENGTH OF SCHEDULE	TEAM RPI	ADJ RPI	CONF. RPI	ADJ CONF. RPI	
DIV. I ONLY		6- 26	.1875 303	0- 10	244	255	297	.34076 296	17	17	
DIV. I NON-CONF.		6- 12	.33333 248	0- 1	257	286	284	.3823 288	18	17	
<hr/>											
TOTALS	RPI 1-25	RPI 26-50		W-L RECORDS	RPI 51-100		RPI 101-150		RPI 150+		
6- 26	0- 0	0- 1		OVERALL	0- 4		0- 6		6- 15		
2- 9	0- 0	0- 0		HOME	0- 1		0- 2		2- 6		
1- 12	0- 0	0- 1		AWAY	0- 1		0- 4		1- 6		
3- 5	0- 0	0- 0		NEUTRAL	0- 2		0- 0		3- 3		
<hr/>											
6- 12	0- 0	0- 1		NON-CONFERENCE	0- 2		0- 2		6- 7		
2- 2	0- 0	0- 0		HOME	0- 0		0- 0		2- 2		
1- 5	0- 0	0- 1		AWAY	0- 0		0- 2		1- 2		
3- 5	0- 0	0- 0		NEUTRAL	0- 2		0- 0		3- 3		
<hr/>											
0- 14	0- 0	0- 0		CONFERENCE	0- 2		0- 4		0- 8		
0- 7	0- 0	0- 0		HOME	0- 1		0- 2		0- 4		
0- 7	0- 0	0- 0		AWAY	0- 1		0- 2		0- 4		
0- 0	0- 0	0- 0		NEUTRAL	0- 0		0- 0		0- 0		
<hr/>											
RPI S	Opponent	Score	RPI S	Opponent	Score	RPI S	Opponent	Score	RPI S	Opponent	Score
			43 A	Butler	0 3	59 N	Western Ky.	0 3	103 A	Valparaiso	0 3
						77 A	Milwaukee	0 3	103 H	Valparaiso	1 3
						77 H	Milwaukee	0 3	112 A	Dayton	0 3
						96 N	Western Mich.	0 3	142 A	Lehigh	1 3
									148 A	Green Bay	0 3
									148 H	Green Bay	2 3
									174 A	Cleveland St.	0 3
									174 H	Cleveland St.	1 3
									179 A	Oakland	0 3
									179 H	Oakland	0 3
									185 H	Eastern Ky.	1 3
									193 A	Youngstown St.	0 3
									193 H	Youngstown St.	0 3
									209 A	Western Caro.	0 3
									231 N	Boston College	1 3
									233 A	Northern Ky.	1 3
									236 H	Murray St.	1 3
									242 N	UNC Asheville	1 3
									243 H	Indiana St.	3 1
									267 A	Ill.-Chicago	0 3
									267 H	Ill.-Chicago	1 3
									271 N	Lafayette	0 3
			LAST 10 GAMES						300 H	Robert Morris	3 1
			267 H	Ill.-Chicago	1 3	148 H	Green Bay	2 3	306 N	USC Upstate	3 0
			103 H	Valparaiso	1 3	77 H	Milwaukee	0 3	317 A	Chicago St.	3 0
			179 A	Oakland	0 3	103 A	Valparaiso	0 3	324 N	Fairleigh Dickinson	3 1
			174 A	Cleveland St.	0 3	267 A	Ill.-Chicago	0 3	325 N	Saint Peter's	3 2
			193 A	Youngstown St.	0 3	185 H	Eastern Ky.	1 3			

Non-Div. I Games:

Wright St.

Average RPI Win: 327		WON-LOST RECORD		WINNING PCT. RANK		LAST 10 GAMES		STRENGTH OF SCHEDULE		OPP. STRENGTH OF SCHEDULE		TEAM RPI		ADJ RPI		CONF. RPI		ADJ CONF. RPI	
DIV. I ONLY		3- 26		.10345 321		0- 8		139		258		294		.33756 297		20		20	
DIV. I NON-CONF.		3- 9		.25 279		0- 0		154		280		258		.40181 265		22		22	
TOTALS		RPI 1-25		RPI 26-50		W-L RECORDS		RPI 51-100		RPI 101-150		RPI 150+							
3- 26		0- 2		0- 2		OVERALL		0- 7		0- 1		3- 14							
1- 8		0- 0		0- 1		HOME		0- 3		0- 1		1- 3							
0- 13		0- 1		0- 1		AWAY		0- 2		0- 0		0- 9							
2- 5		0- 1		0- 0		NEUTRAL		0- 2		0- 0		2- 2							
3- 9		0- 2		0- 0		NON-CONFERENCE		0- 3		0- 0		3- 4							
1- 1		0- 0		0- 0		HOME		0- 1		0- 0		1- 0							
0- 4		0- 1		0- 0		AWAY		0- 0		0- 0		0- 3							
2- 4		0- 1		0- 0		NEUTRAL		0- 2		0- 0		2- 1							
0- 17		0- 0		0- 2		CONFERENCE		0- 4		0- 1		0- 10							
0- 7		0- 0		0- 1		HOME		0- 2		0- 1		0- 3							
0- 9		0- 0		0- 1		AWAY		0- 2		0- 0		0- 6							
0- 1		0- 0		0- 0		NEUTRAL		0- 0		0- 0		0- 1							
RPI S	Opponent	Score		RPI S	Opponent	Score		RPI S	Opponent	Score		RPI S	Opponent	Score					
3 A	Florida	0	3	44 A	Central Ark.	0	3	55 H	Tulane	0	3	123 H	A&M-Corpus Christi	1	3				
12 N	Duke	0	3	44 H	Central Ark.	0	3	88 N	LIU Brooklyn	0	3	163 A	Sam Houston St.	0	3				
								96 N	Western Mich.	0	3	178 A	Southern Miss.	0	3				
								97 A	Oral Roberts	0	3	183 A	Stephen F. Austin	0	3				
								97 H	Oral Roberts	0	3	183 H	Stephen F. Austin	1	3				
								98 A	Northwestern St.	0	3	204 H	Houston Baptist	0	3				
								98 H	Northwestern St.	1	3	237 N	Jacksonville St.	0	3				
												249 A	Lamar	1	3				
												264 A	Southeastern La.	0	3				
												264 H	Southeastern La.	1	3				
												266 A	McNeese St.	1	3				
												266 N	McNeese St.	0	3				
												278 A	Alabama St.	1	3				
												279 A	Louisiana Tech	2	3				
												294 A	Nicholls St.	0	3				
												318 N	Ark.-Pine Bluff	3	0				
												331 N	Savannah St.	3	1				
												332 H	Alcorn	3	0				
LAST 10 GAMES																			
				97 A	Oral Roberts	0	3	249 A	Lamar	1	3								
				44 A	Central Ark.	0	3	163 A	Sam Houston St.	0	3								
				183 H	Stephen F. Austin	1	3	264 H	Southeastern La.	1	3								
				98 H	Northwestern St.	1	3	204 H	Houston Baptist	0	3								
				264 A	Southeastern La.	0	3	123 H	A&M-Corpus Christi	1	3								

Non-Div. I Games: Abilene Christian 0 3 Incarnate Word 1 3

New Orleans

Average RPI Win: 298		WON-LOST RECORD		WINNING PCT. RANK		LAST 10 GAMES		STRENGTH OF SCHEDULE		OPP. STRENGTH OF SCHEDULE		TEAM RPI		ADJ RPI		CONF. RPI		ADJ CONF. RPI	
DIV. I ONLY		5- 21		.19231 301		0- 10		255		281		298		.33707 298		24		26	
DIV. I NON-CONF.		4- 6		.4 220		0- 0		274		304		273		.40078 267		26		25	
TOTALS		RPI 1-25		RPI 26-50		W-L RECORDS		RPI 51-100		RPI 101-150		RPI 150+							
5- 21		0- 0		0- 0		OVERALL		0- 3		0- 1		5- 17							
0- 8		0- 0		0- 0		HOME		0- 1		0- 0		0- 7							
1- 10		0- 0		0- 0		AWAY		0- 1		0- 0		1- 9							
4- 3		0- 0		0- 0		NEUTRAL		0- 1		0- 1		4- 1							
4- 6		0- 0		0- 0		NON-CONFERENCE		0- 1		0- 1		4- 4							
0- 0		0- 0		0- 0		HOME		0- 0		0- 0		0- 0							
0- 3		0- 0		0- 0		AWAY		0- 0		0- 0		0- 3							
4- 3		0- 0		0- 0		NEUTRAL		0- 1		0- 1		4- 1							
1- 15		0- 0		0- 0		CONFERENCE		0- 2		0- 0		1- 13							
0- 8		0- 0		0- 0		HOME		0- 1		0- 0		0- 7							
1- 7		0- 0		0- 0		AWAY		0- 1		0- 0		1- 6							
0- 0		0- 0		0- 0		NEUTRAL		0- 0		0- 0		0- 0							
RPI	S	Opponent		Score		RPI	S	Opponent		Score		RPI	S	Opponent		Score			
								77	N	Milwaukee	1 3			109	N	Samford	0 3		
								95	A	Morehead St.	0 3			168	H	Southeast Mo. St.	1 3		
								95	H	Morehead St.	0 3			177	A	Belmont	1 3		
														177	H	Belmont	0 3		
														185	A	Eastern Ky.	0 3		
														185	H	Eastern Ky.	0 3		
														186	A	Eastern Ill.	0 3		
														198	N	Coastal Caro.	1 3		
														207	H	Austin Peay	1 3		
														210	A	Kennesaw St.	2 3		
														236	H	Murray St.	2 3		
														237	A	Jacksonville St.	0 3		
														237	H	Jacksonville St.	0 3		
														247	A	Winthrop	0 3		
														251	A	Tennessee St.	0 3		
														251	H	Tennessee St.	0 3		
														253	A	SIU Edwardsville	0 3		
														259	A	Akron	0 3		
														262	N	Stony Brook	3 2		
														289	N	Fordham	3 1		
														291	A	UT Martin	3 2		
														315	N	Niagara	3 0		
														331	N	Savannah St.	3 0		
LAST 10 GAMES																			
						168	H	Southeast Mo. St.	1 3	95	H	Morehead St.	0 3						
						237	H	Jacksonville St.	0 3	177	A	Belmont	1 3						
						186	A	Eastern Ill.	0 3	251	A	Tennessee St.	0 3						
						253	A	SIU Edwardsville	0 3	95	A	Morehead St.	0 3						
						185	H	Eastern Ky.	0 3	185	A	Eastern Ky.	0 3						

Non-Div. I Games:

Tennessee Tech

Average RPI Win: 266		WON-LOST	WINNING	LAST 10	STRENGTH OF		OPP. STRENGTH	TEAM	ADJ	CONF.	ADJ CONF.
Average RPI Loss: 171		RECORD	PCT. RANK	GAMES	SCHEDULE		OF SCHEDULE	RPI	RPI	RPI	RPI
DIV. I ONLY		4- 27	.12903	315	213		237	299	.33179	299	25
DIV. I NON-CONF.		1- 10	.09091	305	132		218	288	.38087	289	21
TOTALS		RPI 1-25	RPI 26-50		W-L RECORDS		RPI 51-100		RPI 101-150		RPI 150+
4- 27	0- 0	0- 0		OVERALL		0- 5		0- 6		4- 16	
3- 8	0- 0	0- 0		HOME		0- 1		0- 3		3- 4	
1- 13	0- 0	0- 0		AWAY		0- 2		0- 2		1- 9	
0- 6	0- 0	0- 0		NEUTRAL		0- 2		0- 1		0- 3	
1- 10	0- 0	0- 0		NON-CONFERENCE		0- 3		0- 2		1- 5	
0- 1	0- 0	0- 0		HOME		0- 0		0- 1		0- 0	
1- 3	0- 0	0- 0		AWAY		0- 1		0- 0		1- 2	
0- 6	0- 0	0- 0		NEUTRAL		0- 2		0- 1		0- 3	
3- 17	0- 0	0- 0		CONFERENCE		0- 2		0- 4		3- 11	
3- 7	0- 0	0- 0		HOME		0- 1		0- 2		3- 4	
0- 10	0- 0	0- 0		AWAY		0- 1		0- 2		0- 7	
0- 0	0- 0	0- 0		NEUTRAL		0- 0		0- 0		0- 0	
RPI S	Opponent	Score	RPI S	Opponent	Score	RPI S	Opponent	Score	RPI S	Opponent	Score
						73 N	Ga. Southern	0 3	102 A	Idaho St.	0 3
						75 N	Northern Ill.	2 3	102 H	Idaho St.	0 3
						83 A	Portland St.	0 3	111 A	North Dakota	0 3
						83 H	Portland St.	0 3	111 H	North Dakota	0 3
						91 A	New Mexico St.	1 3	125 N	UALR	2 3
									131 H	UNLV	1 3
									165 A	Utah Valley	0 3
									180 A	Northern Ariz.	0 3
									180 H	Northern Ariz.	3 2
									182 A	Northern Colo.	0 3
									182 H	Northern Colo.	0 3
									191 A	South Ala.	0 3
									195 A	Montana	0 3
									195 H	Montana	0 3
									222 N	Bradley	0 3
									229 A	Sacramento St.	0 3
									229 H	Sacramento St.	1 3
									230 A	Eastern Wash.	1 3
									230 H	Eastern Wash.	1 3
									251 N	Tennessee St.	1 3
									253 N	SIU Edwardsville	1 3
									287 A	Montana St.	1 3
									287 H	Montana St.	3 1
									293 A	Neb. Omaha	3 2
									304 A	Weber St.	2 3
									304 H	Weber St.	3 1
LAST 10 GAMES											
			111 A	North Dakota	0 3	83 A	Portland St.	0 3			
			182 A	Northern Colo.	0 3	180 H	Northern Ariz.	3 2			
			195 H	Montana	0 3	229 H	Sacramento St.	1 3			
			287 H	Montana St.	3 1	165 A	Utah Valley	0 3			
			230 A	Eastern Wash.	1 3	304 A	Weber St.	2 3			

Non-Div. I Games:

Southern Utah

Average RPI Win:	309	WON-LOST	WINNING	LAST 10	STRENGTH OF	OPP. STRENGTH	TEAM	ADJ	CONF.	ADJ CONF.		
Average RPI Loss:	188	RECORD	PCT. RANK	GAMES	SCHEDULE	OF SCHEDULE	RPI	RPI	RPI	RPI		
DIV. I ONLY		9- 22	.29032	274	5- 5	305	283	303	.33128	300	30	30
DIV. I NON-CONF.		1- 15	.0625	313	0- 1	306	183	326	.28948	324	30	30
<hr/>												
TOTALS	RPI 1-25	RPI 26-50		W-L RECORDS		RPI 51-100		RPI 101-150		RPI 150+		
9- 22	0- 0	0- 0		OVERALL		0- 6		0- 2		9- 14		
4- 8	0- 0	0- 0		HOME		0- 3		0- 0		4- 5		
5- 8	0- 0	0- 0		AWAY		0- 3		0- 2		5- 3		
0- 6	0- 0	0- 0		NEUTRAL		0- 0		0- 0		0- 6		
1- 15	0- 0	0- 0		NON-CONFERENCE		0- 3		0- 2		1- 10		
0- 5	0- 0	0- 0		HOME		0- 2		0- 0		0- 3		
1- 4	0- 0	0- 0		AWAY		0- 1		0- 2		1- 1		
0- 6	0- 0	0- 0		NEUTRAL		0- 0		0- 0		0- 6		
8- 7	0- 0	0- 0		CONFERENCE		0- 3		0- 0		8- 4		
4- 3	0- 0	0- 0		HOME		0- 1		0- 0		4- 2		
4- 4	0- 0	0- 0		AWAY		0- 2		0- 0		4- 2		
0- 0	0- 0	0- 0		NEUTRAL		0- 0		0- 0		0- 0		
RPI	S	Opponent	Score	RPI	S	Opponent	Score	RPI	S	Opponent	Score	
						57 H Xavier	0 3	126 A South Carolina	1 3			
						74 A West Virginia	0 3	130 A Indiana	0 3			
						88 A LIU Brooklyn	0 3	193 H Youngstown St.	1 3			
						88 A LIU Brooklyn	1 3	199 H Central Mich.	2 3			
						88 H LIU Brooklyn	0 3	202 A Central Conn. St.	0 3			
						93 H Duquesne	1 3	202 H Central Conn. St.	1 3			
								209 N Western Caro.	0 3			
								216 N Kent St.	0 3			
								236 N Murray St.	2 3			
								243 N Indiana St.	1 3			
								259 H Akron	0 3			
								261 A Sacred Heart	0 3			
								261 H Sacred Heart	3 0			
								269 N Presbyterian	1 3			
								285 N Rutgers	1 3			
								296 A Wright St.	1 3			
								301 A Saint Francis (PA)	3 0			
								301 H Saint Francis (PA)	3 1			
								312 A Bryant	3 0			
								312 H Bryant	3 0			
								320 A St. Francis Brooklyn	3 1			
								320 H St. Francis Brooklyn	3 1			
								324 A Fairleigh Dickinson	3 0			
								324 H Fairleigh Dickinson	0 3			
								329 A UMass Lowell	3 0			
LAST 10 GAMES												
				88 A LIU Brooklyn	0 3	301 H Saint Francis (PA)	3 1	324 A Fairleigh Dickinson	3 0			
				324 H Fairleigh Dickinson	0 3	202 H Central Conn. St.	1 3	324 H Fairleigh Dickinson	0 3			
				261 H Sacred Heart	3 0	312 H Bryant	3 0	329 A UMass Lowell	3 0			
				88 A LIU Brooklyn	1 3	301 A Saint Francis (PA)	3 0					
				320 A St. Francis Brooklyn	3 1	74 A West Virginia	0 3					

Non-Div. I Games:

Robert Morris

Average RPI Win:		320	WON-LOST		WINNING		LAST 10		STRENGTH OF		OPP. STRENGTH		TEAM		ADJ		CONF.		ADJ CONF.				
Average RPI Loss:		189	RECORD		PCT. RANK		GAMES		SCHEDULE		OF SCHEDULE		RPI		RPI		RPI		RPI				
DIV. I ONLY			5- 22		.18519 304		3- 7		243		297		300		.33009 301		30		30				
DIV. I NON-CONF.			0- 13		0 318		0- 0		105		209		296		.35756 299		30		30				
TOTALS		RPI 1-25		RPI 26-50		W-L RECORDS		RPI 51-100		RPI 101-150		RPI 150+											
5- 22		0- 0		0- 1		OVERALL		0- 4		0- 2		5- 15											
3- 7		0- 0		0- 0		HOME		0- 1		0- 0		3- 6											
2- 8		0- 0		0- 0		AWAY		0- 2		0- 0		2- 6											
0- 7		0- 0		0- 1		NEUTRAL		0- 1		0- 2		0- 3											
0- 13		0- 0		0- 1		NON-CONFERENCE		0- 2		0- 2		0- 8											
0- 3		0- 0		0- 0		HOME		0- 0		0- 0		0- 3											
0- 3		0- 0		0- 0		AWAY		0- 1		0- 0		0- 2											
0- 7		0- 0		0- 1		NEUTRAL		0- 1		0- 2		0- 3											
5- 9		0- 0		0- 0		CONFERENCE		0- 2		0- 0		5- 7											
3- 4		0- 0		0- 0		HOME		0- 1		0- 0		3- 3											
2- 5		0- 0		0- 0		AWAY		0- 1		0- 0		2- 4											
0- 0		0- 0		0- 0		NEUTRAL		0- 0		0- 0		0- 0											
RPI	S	Opponent		Score		RPI	S	Opponent		Score		RPI	S	Opponent		Score							
						28	N	Michigan St.		0	3	55	N	Tulane		0	3	106	N	Toledo		0	3
												66	A	Virginia Tech		0	3	116	N	Pacific		0	3
												88	A	LIU Brooklyn		0	3	185	H	Eastern Ky.		1	3
												88	H	LIU Brooklyn		0	3	193	A	Youngstown St.		1	3
																		193	H	Youngstown St.		0	3
																		202	A	Central Conn. St.		1	3
																		202	H	Central Conn. St.		0	3
																		221	N	Towson		0	3
																		228	A	UMBC		0	3
																		245	N	Howard		1	3
																		250	N	Coppin St.		2	3
																		259	H	Akron		1	3
																		261	A	Sacred Heart		0	3
																		261	H	Sacred Heart		0	3
																		300	A	Robert Morris		1	3
																		300	H	Robert Morris		0	3
																		312	A	Bryant		2	3
																		312	H	Bryant		3	2
																		320	A	St. Francis Brooklyn		3	1
																		320	H	St. Francis Brooklyn		3	1
																		324	A	Fairleigh Dickinson		3	2
																		324	H	Fairleigh Dickinson		3	1
LAST 10 GAMES																							
						261	H	Sacred Heart		0	3	202	H	Central Conn. St.		0	3						
						324	H	Fairleigh Dickinson		3	1	312	H	Bryant		3	2						
						320	A	St. Francis Brooklyn		3	1	300	H	Robert Morris		0	3						
						88	A	LIU Brooklyn		0	3	202	A	Central Conn. St.		1	3						
						300	A	Robert Morris		1	3	312	A	Bryant		2	3						

Non-Div. I Games:

Saint Francis (PA)

Average RPI Win:	293	WON-LOST RECORD	WINNING PCT. RANK	LAST 10 GAMES	STRENGTH OF SCHEDULE	OPP. STRENGTH OF SCHEDULE	TEAM RPI	ADJ RPI	CONF. RPI	ADJ CONF. RPI	
Average RPI Loss:	242										
DIV. I ONLY		7- 15	.31818 265	5- 5	306	322	308	.32931 302	32	31	
DIV. I NON-CONF.		7- 15	.31818 257	5- 5	293	328	303	.32931 312	32	33	
<hr/>											
TOTALS	RPI 1-25		RPI 26-50	W-L RECORDS		RPI 51-100		RPI 101-150		RPI 150+	
7- 15	0- 0		0- 0	OVERALL		0- 1		0- 1		7- 13	
3- 4	0- 0		0- 0	HOME		0- 1		0- 0		3- 3	
3- 6	0- 0		0- 0	AWAY		0- 0		0- 1		3- 5	
1- 5	0- 0		0- 0	NEUTRAL		0- 0		0- 0		1- 5	
7- 15	0- 0		0- 0	NON-CONFERENCE		0- 1		0- 1		7- 13	
3- 4	0- 0		0- 0	HOME		0- 1		0- 0		3- 3	
3- 6	0- 0		0- 0	AWAY		0- 0		0- 1		3- 5	
1- 5	0- 0		0- 0	NEUTRAL		0- 0		0- 0		1- 5	
0- 0	0- 0		0- 0	CONFERENCE		0- 0		0- 0		0- 0	
0- 0	0- 0		0- 0	HOME		0- 0		0- 0		0- 0	
0- 0	0- 0		0- 0	AWAY		0- 0		0- 0		0- 0	
0- 0	0- 0		0- 0	NEUTRAL		0- 0		0- 0		0- 0	
RPI S	Opponent	Score	RPI S	Opponent	Score	RPI S	Opponent	Score	RPI S	Opponent	Score
						79 H	Seton Hall	1 3	142 A	Lehigh	0 3
									184 H	Temple	2 3
									202 A	Central Conn. St.	1 3
									223 H	Iona	0 3
									228 A	UMBC	0 3
									235 A	Manhattan	3 2
									245 N	Howard	0 3
									245 N	Howard	1 3
									250 A	Coppin St.	1 3
									255 N	Loyola Maryland	3 1
									271 H	Lafayette	3 2
									283 N	Rider	0 3
									289 N	Fordham	0 3
									292 N	Hartford	1 3
									320 A	St. Francis Brooklyn	0 3
									320 H	St. Francis Brooklyn	3 0
									323 A	La Salle	3 0
									324 A	Fairleigh Dickinson	2 3
									324 H	Fairleigh Dickinson	1 3
									325 A	Saint Peter's	3 0
									325 H	Saint Peter's	3 0
			LAST 10 GAMES								
			223 H	Iona	0 3	235 A	Manhattan	3 2			
			250 A	Coppin St.	1 3	325 A	Saint Peter's	3 0			
			324 H	Fairleigh Dickinson	1 3	271 H	Lafayette	3 2			
			79 H	Seton Hall	1 3	320 H	St. Francis Brooklyn	3 0			
			142 A	Lehigh	0 3	323 A	La Salle	3 0			

Non-Div. I Games:

NJIT

Average RPI Win: 266		WON-LOST RECORD		WINNING PCT. RANK		LAST 10 GAMES		STRENGTH OF SCHEDULE		OPP. STRENGTH OF SCHEDULE		TEAM RPI		ADJ RPI		CONF. RPI		ADJ CONF. RPI	
DIV. I ONLY		2- 28		.06667 325		0- 10		184		175		304		.32911 303		12		13	
DIV. I NON-CONF.		2- 10		.16667 290		0- 0		260		258		309		.34796 306		11		12	
TOTALS		RPI 1-25		RPI 26-50		W-L RECORDS		RPI 51-100		RPI 101-150		RPI 150+							
2- 28		0- 0		0- 2		OVERALL		0- 7		0- 5		2- 14							
0- 13		0- 0		0- 1		HOME		0- 3		0- 1		0- 8							
0- 11		0- 0		0- 1		AWAY		0- 3		0- 3		0- 4							
2- 4		0- 0		0- 0		NEUTRAL		0- 1		0- 1		2- 2							
2- 10		0- 0		0- 0		NON-CONFERENCE		0- 1		0- 3		2- 6							
0- 4		0- 0		0- 0		HOME		0- 0		0- 0		0- 4							
0- 2		0- 0		0- 0		AWAY		0- 0		0- 2		0- 0							
2- 4		0- 0		0- 0		NEUTRAL		0- 1		0- 1		2- 2							
0- 18		0- 0		0- 2		CONFERENCE		0- 6		0- 2		0- 8							
0- 9		0- 0		0- 1		HOME		0- 3		0- 1		0- 4							
0- 9		0- 0		0- 1		AWAY		0- 3		0- 1		0- 4							
0- 0		0- 0		0- 0		NEUTRAL		0- 0		0- 0		0- 0							
RPI	S	Opponent		Score		RPI	S	Opponent		Score		RPI	S	Opponent		Score			
						35	A	Wichita St.		0 3		61	A	UNI		0 3			
						35	H	Wichita St.		0 3		61	H	UNI		0 3			
												64	N	Ball St.		0 3			
												70	A	Missouri St.		0 3			
												70	H	Missouri St.		0 3			
												94	A	Illinois St.		0 3			
												94	H	Illinois St.		0 3			
														105		A	Southern Ill.	0 3	
														105		H	Southern Ill.	0 3	
														124		A	Iowa	1 3	
														137		A	Wyoming	0 3	
														139		N	Idaho	1 3	
														158		H	DePaul	2 3	
														173		A	Loyola Chicago	0 3	
														173		H	Loyola Chicago	0 3	
														186		H	Eastern Ill.	0 3	
														222		A	Bradley	0 3	
														222		H	Bradley	2 3	
														241		A	Evansville	0 3	
														241		H	Evansville	0 3	
														243		A	Indiana St.	0 3	
														243		H	Indiana St.	0 3	
														244		N	Western Ill.	3 2	
														257		N	Stetson	1 3	
														267		N	Ill.-Chicago	1 3	
														275		H	South Dakota St.	2 3	
														287		N	Montana St.	3 1	
														293		H	Neb. Omaha	0 3	
LAST 10 GAMES																			
						222	H	Bradley		2 3		105	H	Southern Ill.		0 3			
						173	H	Loyola Chicago		0 3		61	H	UNI		0 3			
						94	A	Illinois St.		0 3		70	A	Missouri St.		0 3			
						243	A	Indiana St.		0 3		35	A	Wichita St.		0 3			
						241	H	Evansville		0 3		94	H	Illinois St.		0 3			

Non-Div. I Games:

Drake

[illegible]

Non-Div. I Games:

Weber St.

RPI	S	Opponent	Score	
299	H	Southern Utah	3	2
323	N	La Salle	3	0

Weber St.

W
e
b
e
r
s
t
.

W
e
b
e
r
s
t
.

Average RPI Win: 318		WON-LOST	WINNING	LAST 10	STRENGTH OF		OPP. STRENGTH	TEAM	ADJ	CONF.	ADJ CONF.		
Average RPI Loss: 186		RECORD	PCT. RANK	GAMES	SCHEDULE		OF SCHEDULE	RPI	RPI	RPI	RPI		
DIV. I ONLY		5- 28	.15152	313	0- 10		237	289	305	.32522	305	19	19
DIV. I NON-CONF.		5- 12	.29412	266	0- 1		281	314	299	.35388	303	25	26
TOTALS		RPI 1-25	RPI 26-50		W-L RECORDS		RPI 51-100		RPI 101-150		RPI 150+		
5- 28	0- 0	0- 0		OVERALL		0- 3		0- 4		5- 21			
3- 12	0- 0	0- 0		HOME		0- 1		0- 1		3- 10			
1- 11	0- 0	0- 0		AWAY		0- 1		0- 2		1- 8			
1- 5	0- 0	0- 0		NEUTRAL		0- 1		0- 1		1- 3			
5- 12	0- 0	0- 0		NON-CONFERENCE		0- 1		0- 2		5- 9			
3- 4	0- 0	0- 0		HOME		0- 0		0- 0		3- 4			
1- 3	0- 0	0- 0		AWAY		0- 0		0- 1		1- 2			
1- 5	0- 0	0- 0		NEUTRAL		0- 1		0- 1		1- 3			
0- 16	0- 0	0- 0		CONFERENCE		0- 2		0- 2		0- 12			
0- 8	0- 0	0- 0		HOME		0- 1		0- 1		0- 6			
0- 8	0- 0	0- 0		AWAY		0- 1		0- 1		0- 6			
0- 0	0- 0	0- 0		NEUTRAL		0- 0		0- 0		0- 0			
RPI S	Opponent	Score	RPI S	Opponent	Score	RPI S	Opponent	Score	RPI S	Opponent	Score		
						64 N	Ball St.	0 3	109 H	Samford	0 3		
						73 A	Ga. Southern	0 3	121 A	Furman	0 3		
						73 H	Ga. Southern	0 3	136 A	South Fla.	0 3		
									146 N	UNC Wilmington	0 3		
									153 A	Appalachian St.	0 3		
									153 H	Appalachian St.	0 3		
									157 H	Radford	0 3		
									158 H	DePaul	0 3		
									166 A	UNC Greensboro	0 3		
									166 H	UNC Greensboro	1 3		
									173 N	Loyola Chicago	0 3		
									194 A	Davidson	0 3		
									207 N	Austin Peay	0 3		
									209 A	Western Caro.	0 3		
									209 H	Western Caro.	0 3		
									214 A	Elon	0 3		
									214 H	Elon	2 3		
									232 A	East Carolina	0 3		
									247 A	Winthrop	1 3		
									247 H	Winthrop	0 3		
									258 A	Wofford	0 3		
									258 H	Wofford	0 3		
									263 N	Morgan St.	2 3		
									276 H	Gardner-Webb	3 1		
									290 H	Chattanooga	1 3		
									308 H	Charleston So.	1 3		
									322 H	South Carolina St.	3 0		
LAST 10 GAMES													
			209 H	Western Caro.	0 3		121 A	Furman	0 3				
			153 H	Appalachian St.	0 3		258 A	Wofford	0 3				
			247 H	Winthrop	0 3		290 H	Chattanooga	1 3				
			194 A	Davidson	0 3		109 H	Samford	0 3				
			73 H	Ga. Southern	0 3		153 A	Appalachian St.	0 3				

Non-Div. I Games:

Citadel

RPI	S	Opponent	Score	
328	N	Bethune-Cookman	3	0
331	A	Savannah St.	3	0
331	H	Savannah St.	3	0

Citadel

C
i
t
a
d
e
l

C
i
t
a
d
e
l

Average RPI Win: 269		WON-LOST	WINNING	LAST 10	STRENGTH OF		OPP. STRENGTH	TEAM	ADJ	CONF.	ADJ CONF.	
Average RPI Loss: 190		RECORD	PCT. RANK	GAMES	SCHEDULE		OF SCHEDULE	RPI	RPI	RPI	RPI	
DIV. I ONLY		5- 23	.17857	306	266		250	306	.32365	306	22	23
DIV. I NON-CONF.		1- 9	.1	302	311		277	327	.28937	325	23	24
TOTALS		RPI 1-25	RPI 26-50		W-L RECORDS		RPI 51-100		RPI 101-150		RPI 150+	
5- 23	0- 0	0- 0		OVERALL		0- 6		0- 0		5- 17		
4- 8	0- 0	0- 0		HOME		0- 3		0- 0		4- 5		
1- 11	0- 0	0- 0		AWAY		0- 3		0- 0		1- 8		
0- 4	0- 0	0- 0		NEUTRAL		0- 0		0- 0		0- 4		
1- 9	0- 0	0- 0		NON-CONFERENCE		0- 0		0- 0		1- 9		
1- 2	0- 0	0- 0		HOME		0- 0		0- 0		1- 2		
0- 3	0- 0	0- 0		AWAY		0- 0		0- 0		0- 3		
0- 4	0- 0	0- 0		NEUTRAL		0- 0		0- 0		0- 4		
4- 14	0- 0	0- 0		CONFERENCE		0- 6		0- 0		4- 8		
3- 6	0- 0	0- 0		HOME		0- 3		0- 0		3- 3		
1- 8	0- 0	0- 0		AWAY		0- 3		0- 0		1- 5		
0- 0	0- 0	0- 0		NEUTRAL		0- 0		0- 0		0- 0		
RPI S	Opponent	Score	RPI S	Opponent	Score	RPI S	Opponent	Score	RPI S	Opponent	Score	
						69 A Lipscomb	0	3	162 A FGCU	1	3	
						69 H Lipscomb	1	3	162 H FGCU	2	3	
						76 A East Tenn. St.	0	3	199 N Central Mich.	0	3	
						76 H East Tenn. St.	0	3	201 A Hofstra	1	3	
						89 A Jacksonville	0	3	209 A Western Caro.	1	3	
						89 H Jacksonville	1	3	210 A Kennesaw St.	0	3	
									210 H Kennesaw St.	3	0	
									231 N Boston College	0	3	
									233 A Northern Ky.	2	3	
									233 H Northern Ky.	1	3	
									242 A UNC Asheville	1	3	
									246 N Princeton	2	3	
									254 A North Florida	1	3	
									254 H North Florida	3	1	
									257 A Stetson	1	3	
									257 H Stetson	0	3	
									258 H Wofford	1	3	
									260 H Georgia St.	2	3	
									269 H Presbyterian	3	2	
									296 N Wright St.	0	3	
									307 A Mercer	3	1	
									307 H Mercer	3	0	
LAST 10 GAMES						257 A Stetson	1	3				
						269 H Presbyterian	3	2				
						76 A East Tenn. St.	0	3				
						210 H Kennesaw St.	3	0				
						89 A Jacksonville	0	3				

Non-Div. I Games:

USC Upstate

Average RPI Win: 237		WON-LOST RECORD	WINNING PCT. RANK		LAST 10 GAMES	STRENGTH OF SCHEDULE	OPP. STRENGTH OF SCHEDULE	TEAM RPI	ADJ RPI	CONF. RPI	ADJ CONF. RPI	
Average RPI Loss: 179												
DIV. I ONLY		1- 27	.03571	327	0- 10	169	238	310	.31911	307	22	23
DIV. I NON-CONF.		1- 9	.1	302	0- 0	134	221	286	.38652	283	23	24
<hr/>												
TOTALS		RPI 1-25		RPI 26-50		W-L RECORDS		RPI 51-100		RPI 101-150		RPI 150+
1- 27		0- 0		0- 0		OVERALL		0- 7		0- 4		1- 16
0- 9		0- 0		0- 0		HOME		0- 3		0- 0		0- 6
0- 13		0- 0		0- 0		AWAY		0- 4		0- 2		0- 6
1- 5		0- 0		0- 0		NEUTRAL		0- 0		0- 1		1- 4
1- 9		0- 0		0- 0		NON-CONFERENCE		0- 1		0- 4		1- 4
0- 0		0- 0		0- 0		HOME		0- 0		0- 0		0- 0
0- 4		0- 0		0- 0		AWAY		0- 1		0- 3		0- 0
1- 5		0- 0		0- 0		NEUTRAL		0- 0		0- 1		1- 4
0- 18		0- 0		0- 0		CONFERENCE		0- 6		0- 0		0- 12
0- 9		0- 0		0- 0		HOME		0- 3		0- 0		0- 6
0- 9		0- 0		0- 0		AWAY		0- 3		0- 0		0- 6
0- 0		0- 0		0- 0		NEUTRAL		0- 0		0- 0		0- 0
RPI	S	Opponent	Score	RPI	S	Opponent	Score	RPI	S	Opponent	Score	
						62 A Auburn	0 3	109 A Samford			0 3	
						69 A Lipscomb	0 3	118 A UAB			0 3	
						69 H Lipscomb	0 3	146 A UNC Wilmington			0 3	
						76 A East Tenn. St.	1 3	148 N Green Bay			0 3	
						76 H East Tenn. St.	1 3	162 A FGCU			0 3	
						89 A Jacksonville	0 3	162 H FGCU			2 3	
						89 H Jacksonville	0 3	209 N Western Caro.			0 3	
								210 A Kennesaw St.			2 3	
								210 H Kennesaw St.			2 3	
								218 N Troy			2 3	
								233 A Northern Ky.			1 3	
								233 H Northern Ky.			2 3	
								237 N Jacksonville St.			3 1	
								242 N UNC Asheville			1 3	
								254 A North Florida			1 3	
								254 H North Florida			0 3	
								257 A Stetson			1 3	
								257 H Stetson			0 3	
								260 N Georgia St.			1 3	
								306 A USC Upstate			0 3	
								306 H USC Upstate			1 3	
LAST 10 GAMES												
						210 A Kennesaw St.	2 3	257 H Stetson			0 3	
						254 A North Florida	1 3	162 H FGCU			2 3	
						89 A Jacksonville	0 3	76 A East Tenn. St.			1 3	
						69 H Lipscomb	0 3	210 H Kennesaw St.			2 3	
						233 H Northern Ky.	2 3	306 A USC Upstate			0 3	

Non-Div. I Games:

Mercer

Average RPI Win: 318		WON-LOST	WINNING	LAST 10	STRENGTH OF	OPP. STRENGTH	TEAM	ADJ	CONF.	ADJ CONF.								
Average RPI Loss: 198		RECORD	PCT. RANK	GAMES	SCHEDULE	OF SCHEDULE	RPI	RPI	RPI	RPI								
DIV. I ONLY		6- 24	.2	298	1- 9	261	300	302	.31629	308	27	27						
DIV. I NON-CONF.		6- 10	.375	234	1- 0	249	313	271	.39842	269	27	27						
<hr/>																		
TOTALS		RPI 1-25		RPI 26-50		W-L RECORDS		RPI 51-100		RPI 101-150		RPI 150+						
6- 24	0- 0			0- 0	OVERALL		0- 3		0- 1		6- 20							
1- 8	0- 0			0- 0	HOME		0- 0		0- 0		1- 8							
2- 12	0- 0			0- 0	AWAY		0- 3		0- 0		2- 9							
3- 4	0- 0			0- 0	NEUTRAL		0- 0		0- 1		3- 3							
<hr/>																		
6- 10	0- 0			0- 0	NON-CONFERENCE		0- 3		0- 1		6- 6							
1- 1	0- 0			0- 0	HOME		0- 0		0- 0		1- 1							
2- 5	0- 0			0- 0	AWAY		0- 3		0- 0		2- 2							
3- 4	0- 0			0- 0	NEUTRAL		0- 0		0- 1		3- 3							
<hr/>																		
0- 14	0- 0			0- 0	CONFERENCE		0- 0		0- 0		0- 14							
0- 7	0- 0			0- 0	HOME		0- 0		0- 0		0- 7							
0- 7	0- 0			0- 0	AWAY		0- 0		0- 0		0- 7							
0- 0	0- 0			0- 0	NEUTRAL		0- 0		0- 0		0- 0							
<hr/>																		
RPI S	Opponent	Score	RPI S	Opponent	Score	RPI S	Opponent	Score	RPI S	Opponent	Score							
						65 A	Col. of Charleston	0 3	134 N	Bakersfield	0 3							
						73 A	Ga. Southern	0 3	157 A	Radford	0 3							
						89 A	Jacksonville	0 3	158 A	DePaul	0 3							
									189 A	Liberty	0 3							
									190 N	Fla. Atlantic	0 3							
									194 A	Davidson	0 3							
									198 A	Coastal Caro.	0 3							
									198 H	Coastal Caro.	0 3							
									199 N	Central Mich.	0 3							
									200 A	High Point	2 3							
									200 H	High Point	1 3							
									232 H	East Carolina	0 3							
									234 A	Campbell	0 3							
									234 H	Campbell	0 3							
									242 H	UNC Asheville	2 3							
									247 A	Winthrop	0 3							
									247 H	Winthrop	0 3							
									252 N	Charlotte	0 3							
									269 A	Presbyterian	0 3							
									269 H	Presbyterian	2 3							
									276 H	Gardner-Webb	1 3							
									LAST 10 GAMES						305 A	Citadel	3 1	
									234 A	Campbell	0 3	322 A	South Carolina St.	3 2	309 N	Jackson St.	3 0	
									200 A	High Point	2 3	242 H	UNC Asheville	2 3	321 N	Mississippi Val.	3 1	
									198 H	Coastal Caro.	0 3	276 H	Gardner-Webb	1 3	322 A	South Carolina St.	3 2	
									247 H	Winthrop	0 3	157 A	Radford	0 3	322 N	South Carolina St.	3 0	
									269 H	Presbyterian	2 3	189 A	Liberty	0 3	331 H	Savannah St.	3 0	

Non-Div. I Games:

Charleston So.

Average RPI Win:	314	WON-LOST RECORD	WINNING PCT. RANK	LAST 10 GAMES	STRENGTH OF SCHEDULE	OPP. STRENGTH OF SCHEDULE	TEAM RPI	ADJ RPI	CONF. RPI	ADJ CONF. RPI	
DIV. I ONLY	11- 21	.34375	254	5- 5	318	321	309	.31068	309	33	33
DIV. I NON-CONF.	1- 14	.06667	311	0- 1	221	205	313	.32994	311	33	32
<hr/>											
TOTALS	RPI 1-25	RPI 26-50		W-L RECORDS	RPI 51-100		RPI 101-150		RPI 150+		
11- 21	0- 0	0- 1		OVERALL	0- 2		0- 0		11- 18		
7- 6	0- 0	0- 0		HOME	0- 0		0- 0		7- 6		
3- 7	0- 0	0- 1		AWAY	0- 1		0- 0		3- 5		
1- 8	0- 0	0- 0		NEUTRAL	0- 1		0- 0		1- 7		
<hr/>											
1- 14	0- 0	0- 1		NON-CONFERENCE	0- 2		0- 0		1- 11		
0- 2	0- 0	0- 0		HOME	0- 0		0- 0		0- 2		
0- 5	0- 0	0- 1		AWAY	0- 1		0- 0		0- 3		
1- 7	0- 0	0- 0		NEUTRAL	0- 1		0- 0		1- 6		
<hr/>											
10- 7	0- 0	0- 0		CONFERENCE	0- 0		0- 0		10- 7		
7- 4	0- 0	0- 0		HOME	0- 0		0- 0		7- 4		
3- 2	0- 0	0- 0		AWAY	0- 0		0- 0		3- 2		
0- 1	0- 0	0- 0		NEUTRAL	0- 0		0- 0		0- 1		
<hr/>											
RPI	S	Opponent	Score	RPI	S	Opponent	Score	RPI	S	Opponent	Score
				44	A	Central Ark.	1 3	67	N	Washington St.	0 3
								73	A	Ga. Southern	0 3
								163	A	Sam Houston St.	0 3
								178	A	Southern Miss.	0 3
								183	N	Stephen F. Austin	0 3
								191	H	South Ala.	0 3
								199	N	Central Mich.	0 3
								205	H	La.-Lafayette	0 3
								218	N	Troy	0 3
								249	N	Lamar	0 3
								264	A	Southeastern La.	0 3
								277	N	Tex.-Pan American	0 3
								278	A	Alabama St.	1 3
								278	H	Alabama St.	3 2
								278	H	Alabama St.	2 3
								278	H	Alabama St.	1 3
								284	A	Alabama A&M	2 3
								284	H	Alabama A&M	3 2
								288	N	La.-Monroe	3 2
								308	N	Charleston So.	0 3
								318	H	Ark.-Pine Bluff	1 3
								318	H	Ark.-Pine Bluff	3 2
								318	N	Ark.-Pine Bluff	0 3
				LAST 10 GAMES				319	H	Southern U.	3 0
				278	H	Alabama St.	1 3	332	A	Alcorn	3 0
				278	H	Alabama St.	3 2	321	H	Mississippi Val.	2 3
				318	H	Ark.-Pine Bluff	3 2	264	A	Southeastern La.	0 3
				318	H	Ark.-Pine Bluff	1 3	278	H	Alabama St.	2 3
				319	H	Southern U.	3 0	284	H	Alabama A&M	3 2
								319	H	Southern U.	3 0
								321	A	Mississippi Val.	3 1
								321	H	Mississippi Val.	2 3
								330	A	Grambling	3 0
								330	H	Grambling	3 0

Non-Div. I Games:

Jackson St.

RPI	S	Opponent	Score	
332	A	Alcorn	3	0
332	H	Alcorn	3	1

Jackson St.

J
a
c
k
s
o
n
s
t
.

J
a
c
k
s
o
n
s
t
.

Average RPI Win:		324	WON-LOST RECORD		WINNING PCT. RANK		LAST 10 GAMES		STRENGTH OF SCHEDULE		OPP. STRENGTH OF SCHEDULE		TEAM RPI		ADJ RPI		CONF. RPI		ADJ CONF. RPI			
Average RPI Loss:		200																				
DIV. I ONLY			9- 27		.25 285		3- 7		298		316		311		.30909 310		33		33			
DIV. I NON-CONF.			0- 18		0 318		0- 2		162		187		310		.34413 308		33		32			
TOTALS		RPI 1-25		RPI 26-50		W-L RECORDS		RPI 51-100		RPI 101-150		RPI 150+										
9- 27		0- 0		0- 1		OVERALL		0- 4		0- 5		9- 17										
3- 6		0- 0		0- 0		HOME		0- 1		0- 0		3- 5										
2- 9		0- 0		0- 0		AWAY		0- 1		0- 2		2- 6										
4- 12		0- 0		0- 1		NEUTRAL		0- 2		0- 3		4- 6										
0- 18		0- 0		0- 1		NON-CONFERENCE		0- 4		0- 5		0- 8										
0- 4		0- 0		0- 0		HOME		0- 1		0- 0		0- 3										
0- 5		0- 0		0- 0		AWAY		0- 1		0- 2		0- 2										
0- 9		0- 0		0- 1		NEUTRAL		0- 2		0- 3		0- 3										
9- 9		0- 0		0- 0		CONFERENCE		0- 0		0- 0		9- 9										
3- 2		0- 0		0- 0		HOME		0- 0		0- 0		3- 2										
2- 4		0- 0		0- 0		AWAY		0- 0		0- 0		2- 4										
4- 3		0- 0		0- 0		NEUTRAL		0- 0		0- 0		4- 3										
RPI	S	Opponent		Score		RPI	S	Opponent		Score		RPI	S	Opponent		Score						
						26	N	Utah	0	3			80	A	Long Beach St.	0	3	104	N	Texas St.	0	3
													90	H	TCU	0	3	120	A	North Texas	0	3
													97	N	Oral Roberts	0	3	123	A	A&M-Corpus Christi	0	3
													98	N	Northwestern St.	0	3	134	N	Bakersfield	0	3
																		138	N	Oregon St.	0	3
																		178	N	Southern Miss.	0	3
																		196	H	Houston	1	3
																		204	A	Houston Baptist	0	3
																		204	H	Houston Baptist	0	3
																		256	A	Texas Southern	0	3
																		256	A	Texas Southern	0	3
																		256	H	Texas Southern	0	3
																		256	N	Texas Southern	0	3
																		266	A	McNeese St.	1	3
																		266	H	McNeese St.	0	3
																		277	N	Tex.-Pan American	0	3
																		278	H	Alabama St.	1	3
																		278	N	Alabama St.	2	3
																		284	N	Alabama A&M	1	3
																		288	N	La.-Monroe	0	3
																		318	A	Ark.-Pine Bluff	1	3
																		318	H	Ark.-Pine Bluff	3	1
																		319	A	Southern U.	3	0
																		319	A	Southern U.	2	3
																		319	H	Southern U.	3	1
																		319	N	Southern U.	3	0
																		321	N	Mississippi Val.	3	0
LAST 10 GAMES																						
						284	N	Alabama A&M	1	3	318	H	Ark.-Pine Bluff	3	1	319	A	Southern U.	3	0		
						321	N	Mississippi Val.	3	0	123	A	A&M-Corpus Christi	0	3	319	A	Southern U.	2	3		
						256	N	Texas Southern	0	3	278	H	Alabama St.	1	3	319	H	Southern U.	3	1		
						256	A	Texas Southern	0	3	319	H	Southern U.	3	1	319	N	Southern U.	3	0		
						90	H	TCU	0	3	256	H	Texas Southern	0	3	321	N	Mississippi Val.	3	0		

Non-Div. I Games:	Huston-Tillotson	3	0	Huston-Tillotson	3	0
-------------------	------------------	---	---	------------------	---	---

Prairie View

RPI	S	Opponent	Score	
330	A	Grambling	3	0
330	H	Grambling	3	0
330	N	Grambling	3	0
332	N	Alcorn	3	0

Prairie View

P
r
a
i
r
i
e
V
i
e
w

P
r
a
i
r
i
e
V
i
e
w

Average RPI Win:	299	WON-LOST RECORD	WINNING PCT. RANK	LAST 10 GAMES	STRENGTH OF SCHEDULE	OPP. STRENGTH OF SCHEDULE	TEAM RPI	ADJ RPI	CONF. RPI	ADJ CONF. RPI	
DIV. I ONLY	12- 20	.375	245	1- 9	322	320	307	.30316	311	29	29
DIV. I NON-CONF.	8- 10	.44444	200	0- 1	312	331	291	.35759	298	28	28
<hr/>											
TOTALS	RPI 1-25	RPI 26-50		W-L RECORDS		RPI 51-100		RPI 101-150		RPI 150+	
12- 20	0- 0	0- 0		OVERALL		0- 0		0- 0		12- 20	
7- 6	0- 0	0- 0		HOME		0- 0		0- 0		7- 6	
2- 10	0- 0	0- 0		AWAY		0- 0		0- 0		2- 10	
3- 4	0- 0	0- 0		NEUTRAL		0- 0		0- 0		3- 4	
8- 10	0- 0	0- 0		NON-CONFERENCE		0- 0		0- 0		8- 10	
4- 2	0- 0	0- 0		HOME		0- 0		0- 0		4- 2	
1- 4	0- 0	0- 0		AWAY		0- 0		0- 0		1- 4	
3- 4	0- 0	0- 0		NEUTRAL		0- 0		0- 0		3- 4	
4- 10	0- 0	0- 0		CONFERENCE		0- 0		0- 0		4- 10	
3- 4	0- 0	0- 0		HOME		0- 0		0- 0		3- 4	
1- 6	0- 0	0- 0		AWAY		0- 0		0- 0		1- 6	
0- 0	0- 0	0- 0		NEUTRAL		0- 0		0- 0		0- 0	
RPI S	Opponent	Score	RPI S	Opponent	Score	RPI S	Opponent	Score	RPI S	Opponent	Score
							158 A DePaul	0 3			
							188 A Rhode Island	0 3			
							202 N Central Conn. St.	1 3			
							206 A New Hampshire	0 3			
							206 H New Hampshire	0 3			
							220 H Brown	3 0			
							228 A UMBC	1 3			
							228 H UMBC	0 3			
							235 N Manhattan	0 3			
							238 A Dartmouth	1 3			
							240 A Albany (NY)	0 3			
							240 H Albany (NY)	3 0			
							245 H Howard	3 1			
							257 A Stetson	1 3			
							262 A Stony Brook	1 3			
							262 H Stony Brook	1 3			
							263 H Morgan St.	1 3			
							266 N McNeese St.	1 3			
							274 N Grand Canyon	0 3			
							292 A Hartford	1 3			
							292 H Hartford	3 0			
							295 A Binghamton	0 3			
							295 H Binghamton	1 3			
							312 H Bryant	3 1			
							316 A Quinnipiac	3 0			
							317 N Chicago St.	3 1			
							320 H St. Francis Brooklyn	0 3			
LAST 10 GAMES											
							262 H Stony Brook	1 3			
							228 H UMBC	0 3			
							295 A Binghamton	0 3			
							240 A Albany (NY)	0 3			
							206 H New Hampshire	0 3			
							329 H UMass Lowell	3 0			
							292 A Hartford	1 3			
							188 A Rhode Island	0 3			
							228 A UMBC	1 3			
							262 A Stony Brook	1 3			

Non-Div. I Games:

Providence

RPI	S	Opponent	Score	
325	H	Saint Peter's	3	0
328	N	Bethune-Cookman	3	0
329	A	UMass Lowell	3	1
329	H	UMass Lowell	3	0
331	N	Savannah St.	3	0

Providence

P
r
o
v
i
d
e
n
c
e

P
r
o
v
i
d
e
n
c
e

Average RPI Win: 294		WON-LOST RECORD		WINNING PCT. RANK		LAST 10 GAMES		STRENGTH OF SCHEDULE		OPP. STRENGTH OF SCHEDULE		TEAM RPI		ADJ RPI		CONF. RPI		ADJ CONF. RPI	
DIV. I ONLY		8- 25		.24242 291		1- 9		303		293		312		.30195 312		30		30	
DIV. I NON-CONF.		5- 14		.26316 278		1- 0		269		251		293		.35798 297		30		30	
TOTALS		RPI 1-25		RPI 26-50		W-L RECORDS		RPI 51-100		RPI 101-150		RPI 150+							
8- 25		0- 1		0- 1		OVERALL		0- 2		0- 2		8- 19							
6- 8		0- 0		0- 0		HOME		0- 1		0- 1		6- 6							
2- 11		0- 1		0- 0		AWAY		0- 1		0- 0		2- 9							
0- 6		0- 0		0- 1		NEUTRAL		0- 0		0- 1		0- 4							
5- 14		0- 1		0- 1		NON-CONFERENCE		0- 0		0- 2		5- 10							
4- 3		0- 0		0- 0		HOME		0- 0		0- 1		4- 2							
1- 5		0- 1		0- 0		AWAY		0- 0		0- 0		1- 4							
0- 6		0- 0		0- 1		NEUTRAL		0- 0		0- 1		0- 4							
3- 11		0- 0		0- 0		CONFERENCE		0- 2		0- 0		3- 9							
2- 5		0- 0		0- 0		HOME		0- 1		0- 0		2- 4							
1- 6		0- 0		0- 0		AWAY		0- 1		0- 0		1- 5							
0- 0		0- 0		0- 0		NEUTRAL		0- 0		0- 0		0- 0							
RPI S	Opponent	Score		RPI S	Opponent	Score		RPI S	Opponent	Score		RPI S	Opponent	Score					
25 A	Oregon	0	3	40 N	Ohio	0	3	88 A	LIU Brooklyn	0	3	128 H	St. John's (NY)	0	3				
								88 H	LIU Brooklyn	0	3	133 N	Eastern Mich.	0	3				
												154 N	Fairfield	0	3				
												192 N	Hampton	1	3				
												202 A	Central Conn. St.	1	3				
												202 H	Central Conn. St.	0	3				
												206 A	New Hampshire	0	3				
												220 A	Brown	0	3				
												230 N	Eastern Wash.	0	3				
												231 A	Boston College	0	3				
												238 H	Dartmouth	3	0				
												246 H	Princeton	3	1				
												261 A	Sacred Heart	0	3				
												261 H	Sacred Heart	1	3				
												262 H	Stony Brook	0	3				
												281 H	Holy Cross	3	2				
												281 N	Holy Cross	2	3				
												292 H	Hartford	0	3				
												300 A	Robert Morris	0	3				
												300 H	Robert Morris	0	3				
												301 A	Saint Francis (PA)	2	3				
												301 H	Saint Francis (PA)	3	2				
												311 A	Providence	1	3				
												316 A	Quinnipiac	3	0				
												320 A	St. Francis Brooklyn	3	0				
												320 H	St. Francis Brooklyn	1	3				
												324 A	Fairleigh Dickinson	2	3				
LAST 10 GAMES				LAST 10 GAMES				LAST 10 GAMES				LAST 10 GAMES							

Non-Div. I Games:

Bryant

RPI	S	Opponent	Score	
324	H	Fairleigh Dickinson	3	1
329	H	UMass Lowell	3	0

Bryant

B
r
y
a
n
t

B
r
y
a
n
t

Average RPI Win: 327		WON-LOST RECORD		WINNING PCT. RANK		LAST 10 GAMES		STRENGTH OF SCHEDULE		OPP. STRENGTH OF SCHEDULE		TEAM RPI		ADJ RPI		CONF. RPI		ADJ CONF. RPI	
Average RPI Loss: 218																			
DIV. I ONLY		3- 21		.125 317		1- 9		253		309		314		.2962 313		31		32	
DIV. I NON-CONF.		0- 10		0 318		0- 0		107		276		301		.35505 302		31		31	
TOTALS		RPI 1-25		RPI 26-50		W-L RECORDS		RPI 51-100		RPI 101-150		RPI 150+							
3- 21		0- 0		0- 2		OVERALL		0- 0		0- 2		3- 17							
1- 5		0- 0		0- 0		HOME		0- 0		0- 0		1- 5							
1- 9		0- 0		0- 0		AWAY		0- 0		0- 1		1- 8							
1- 7		0- 0		0- 2		NEUTRAL		0- 0		0- 1		1- 4							
0- 10		0- 0		0- 2		NON-CONFERENCE		0- 0		0- 2		0- 6							
0- 0		0- 0		0- 0		HOME		0- 0		0- 0		0- 0							
0- 3		0- 0		0- 0		AWAY		0- 0		0- 1		0- 2							
0- 7		0- 0		0- 2		NEUTRAL		0- 0		0- 1		0- 4							
3- 11		0- 0		0- 0		CONFERENCE		0- 0		0- 0		3- 11							
1- 5		0- 0		0- 0		HOME		0- 0		0- 0		1- 5							
1- 6		0- 0		0- 0		AWAY		0- 0		0- 0		1- 6							
1- 0		0- 0		0- 0		NEUTRAL		0- 0		0- 0		1- 0							
RPI S	Opponent	Score		RPI S	Opponent	Score		RPI S	Opponent	Score		RPI S	Opponent	Score					
				45 N	American	0	3					103 N	Valparaiso	0	3				
				50 N	Ohio St.	0	3					143 A	Buffalo	0	3				
												192 A	Hampton	0	3				
												192 H	Hampton	0	3				
												222 A	Bradley	0	3				
												235 N	Manhattan	1	3				
												244 N	Western Ill.	1	3				
												245 A	Howard	0	3				
												245 H	Howard	1	3				
												250 A	Coppin St.	0	3				
												250 H	Coppin St.	0	3				
												252 N	Charlotte	0	3				
												261 A	Sacred Heart	1	3				
												263 A	Morgan St.	1	3				
												263 H	Morgan St.	1	3				
												280 A	Norfolk St.	0	3				
												280 A	Norfolk St.	2	3				
												280 H	Norfolk St.	1	3				
												291 N	UT Martin	0	3				
												327 A	Delaware St.	3	2				
												327 H	Delaware St.	3	1				
												328 N	Bethune-Cookman	3	0				
				LAST 10 GAMES															
				192 H	Hampton	0	3	327 A	Delaware St.	3	2								
				280 H	Norfolk St.	1	3	280 A	Norfolk St.	2	3								
				250 H	Coppin St.	0	3	192 A	Hampton	0	3								
				263 H	Morgan St.	1	3	263 A	Morgan St.	1	3								
				245 A	Howard	0	3	250 A	Coppin St.	0	3								

Non-Div. I Games:

UMES

Average RPI Win: 320		WON-LOST RECORD		WINNING PCT. RANK		LAST 10 GAMES		STRENGTH OF SCHEDULE		OPP. STRENGTH OF SCHEDULE		TEAM RPI		ADJ RPI		CONF. RPI		ADJ CONF. RPI					
Average RPI Loss: 224																							
DIV. I ONLY		7- 25		.21875 293		3- 7		289		323		313		.28837 314		31		32					
DIV. I NON-CONF.		1- 20		.04762 317		0- 4		147		305		308		.31523 314		31		31					
TOTALS		RPI 1-25		RPI 26-50		W-L RECORDS		RPI 51-100		RPI 101-150		RPI 150+											
7- 25		0- 0		0- 0		OVERALL		0- 0		0- 1		7- 24											
5- 8		0- 0		0- 0		HOME		0- 0		0- 0		5- 8											
2- 10		0- 0		0- 0		AWAY		0- 0		0- 1		2- 9											
0- 7		0- 0		0- 0		NEUTRAL		0- 0		0- 0		0- 7											
1- 20		0- 0		0- 0		NON-CONFERENCE		0- 0		0- 1		1- 19											
1- 7		0- 0		0- 0		HOME		0- 0		0- 0		1- 7											
0- 7		0- 0		0- 0		AWAY		0- 0		0- 1		0- 6											
0- 6		0- 0		0- 0		NEUTRAL		0- 0		0- 0		0- 6											
6- 5		0- 0		0- 0		CONFERENCE		0- 0		0- 0		6- 5											
4- 1		0- 0		0- 0		HOME		0- 0		0- 0		4- 1											
2- 3		0- 0		0- 0		AWAY		0- 0		0- 0		2- 3											
0- 1		0- 0		0- 0		NEUTRAL		0- 0		0- 0		0- 1											
RPI	S	Opponent		Score		RPI	S	Opponent		Score		RPI	S	Opponent		Score		RPI	S	Opponent		Score	
														146	A	UNC Wilmington	0	3					
														153	A	Appalachian St.	0	3					
														157	A	Radford	0	3					
														166	H	UNC Greensboro	0	3					
														185	N	Eastern Ky.	0	3					
														194	N	Davidson	0	3					
														200	A	High Point	0	3					
														209	N	Western Caro.	0	3					
														210	N	Kennesaw St.	0	3					
														212	A	Florida A&M	0	3					
														212	H	Florida A&M	1	3					
														214	H	Elon	0	3					
														232	H	East Carolina	0	3					
														234	H	Campbell	0	3					
														236	H	Murray St.	1	3					
														236	N	Murray St.	0	3					
														242	A	UNC Asheville	0	3					
														242	N	UNC Asheville	0	3					
														245	N	Howard	0	3					
														247	A	Winthrop	2	3					
														252	H	Charlotte	0	3					
														258	A	Wofford	0	3					
														276	H	Gardner-Webb	1	3					
														278	H	Alabama St.	3	2					
														322	A	South Carolina St.	1	3					
														322	H	South Carolina St.	3	1					
														326	A	N.C. Central	3	1					
LAST 10 GAMES																							
						245	N	Howard	0	3	212	H	Florida A&M	1	3	276	H	Gardner-Webb	1	3			
						322	A	South Carolina St.	1	3	258	A	Wofford	0	3	278	H	Alabama St.	3	2			
						331	A	Savannah St.	3	0	326	H	N.C. Central	3	0	322	A	South Carolina St.	1	3			
						232	H	East Carolina	0	3	242	A	UNC Asheville	0	3	322	H	South Carolina St.	3	1			
						328	H	Bethune-Cookman	3	1	276	H	Gardner-Webb	1	3	326	A	N.C. Central	3	1			

Non-Div. I Games:

N.C. A&T

RPI	S	Opponent	Score	
326	H	N.C. Central	3	0
328	A	Bethune-Cookman	0	3
328	H	Bethune-Cookman	3	1
331	A	Savannah St.	3	0
331	H	Savannah St.	3	0

N.C. A&T

N
.
C
.
A
&
T

N
.
C
.
A
&
T

Average RPI Win:	296	WON-LOST	WINNING	LAST 10	STRENGTH OF	OPP. STRENGTH	TEAM	ADJ	CONF.	ADJ CONF.							
Average RPI Loss:	217	RECORD	PCT. RANK	GAMES	SCHEDULE	OF SCHEDULE	RPI	RPI	RPI	RPI							
DIV. I ONLY		4- 25	.13793 314	2- 8	296	295	318	.283 315	28	28							
DIV. I NON-CONF.		1- 10	.09091 305	0- 0	301	250	324	.31016 318	29	29							
<hr/>																	
TOTALS	RPI 1-25	RPI 26-50		W-L RECORDS		RPI 51-100		RPI 101-150		RPI 150+							
4- 25	0- 0	0- 0		OVERALL		0- 1		0- 4		4- 20							
1- 8	0- 0	0- 0		HOME		0- 0		0- 0		1- 8							
3- 12	0- 0	0- 0		AWAY		0- 0		0- 4		3- 8							
0- 5	0- 0	0- 0		NEUTRAL		0- 1		0- 0		0- 4							
<hr/>																	
1- 10	0- 0	0- 0		NON-CONFERENCE		0- 1		0- 4		1- 5							
0- 0	0- 0	0- 0		HOME		0- 0		0- 0		0- 0							
1- 5	0- 0	0- 0		AWAY		0- 0		0- 4		1- 1							
0- 5	0- 0	0- 0		NEUTRAL		0- 1		0- 0		0- 4							
<hr/>																	
3- 15	0- 0	0- 0		CONFERENCE		0- 0		0- 0		3- 15							
1- 8	0- 0	0- 0		HOME		0- 0		0- 0		1- 8							
2- 7	0- 0	0- 0		AWAY		0- 0		0- 0		2- 7							
0- 0	0- 0	0- 0		NEUTRAL		0- 0		0- 0		0- 0							
<hr/>																	
RPI S	Opponent	Score	RPI S	Opponent	Score	RPI S	Opponent	Score	RPI S	Opponent	Score						
						77 N	Milwaukee	0 3	135 A	Mississippi St.	0 3						
						135 A	Mississippi St.	0 3									
						143 A	Buffalo	0 3									
						143 A	Buffalo	0 3									
						154 A	Fairfield	1 3									
						154 H	Fairfield	0 3									
						172 A	Marist	0 3									
						172 H	Marist	0 3									
						184 N	Temple	2 3									
						211 A	Siena	0 3									
						211 H	Siena	0 3									
						223 A	Iona	3 2									
						223 H	Iona	0 3									
						235 A	Manhattan	0 3									
						235 H	Manhattan	2 3									
						258 N	Wofford	0 3									
						258 N	Wofford	0 3									
						259 A	Akron	0 3									
						282 A	Canisius	0 3									
						282 H	Canisius	1 3									
						283 A	Rider	0 3									
						283 H	Rider	2 3									
						298 N	Tennessee Tech	0 3									
						LAST 10 GAMES			LAST 10 GAMES			283 H	Rider	2 3	316 A	Quinnipiac	3 0
						316 H	Quinnipiac	3 1	223 A	Iona	3 2	316 H	Quinnipiac	3 1	325 A	Saint Peter's	2 3
154 H	Fairfield	0 3	283 H	Rider	2 3	325 H	Saint Peter's	2 3	325 H	Saint Peter's	2 3						
211 A	Siena	0 3	325 H	Saint Peter's	2 3	282 H	Canisius	1 3									
172 A	Marist	0 3	282 H	Canisius	1 3	154 A	Fairfield	1 3									
235 A	Manhattan	0 3	154 A	Fairfield	1 3												

Non-Div. I Games:

Niagara

RPI	S	Opponent	Score	
327	A	Delaware St.	3	1

Niagara

N
i
a
g
a
r
a

N
i
a
g
a
r
a

Quinnipiac

Through Games Of Through Matches of Nov. 30, 2013

Average RPI Win:	303	WON-LOST RECORD	WINNING PCT. RANK	LAST 10 GAMES	STRENGTH OF SCHEDULE	OPP. STRENGTH OF SCHEDULE	TEAM RPI	ADJ RPI	CONF. RPI	ADJ CONF. RPI	
DIV. I ONLY		5- 26	.16129 311	1- 9	294	310	316	.27658 316	28	28	
DIV. I NON-CONF.		2- 11	.15385 293	0- 1	287	312	317	.31456 315	29	29	
<hr/>											
TOTALS	RPI 1-25	RPI 26-50		W-L RECORDS		RPI 51-100		RPI 101-150		RPI 150+	
5- 26	0- 0	0- 0		OVERALL		0- 1		0- 2		5- 23	
2- 10	0- 0	0- 0		HOME		0- 0		0- 0		2- 10	
1- 13	0- 0	0- 0		AWAY		0- 0		0- 2		1- 11	
2- 3	0- 0	0- 0		NEUTRAL		0- 1		0- 0		2- 2	
<hr/>											
2- 11	0- 0	0- 0		NON-CONFERENCE		0- 1		0- 2		2- 8	
0- 3	0- 0	0- 0		HOME		0- 0		0- 0		0- 3	
0- 5	0- 0	0- 0		AWAY		0- 0		0- 2		0- 3	
2- 3	0- 0	0- 0		NEUTRAL		0- 1		0- 0		2- 2	
<hr/>											
3- 15	0- 0	0- 0		CONFERENCE		0- 0		0- 0		3- 15	
2- 7	0- 0	0- 0		HOME		0- 0		0- 0		2- 7	
1- 8	0- 0	0- 0		AWAY		0- 0		0- 0		1- 8	
0- 0	0- 0	0- 0		NEUTRAL		0- 0		0- 0		0- 0	
<hr/>											
RPI S	Opponent	Score	RPI S	Opponent	Score	RPI S	Opponent	Score	RPI S	Opponent	Score
						86 N	SMU	0 3	104 A	Texas St.	0 3
						142 A	Lehigh	0 3			
						154 A	Fairfield	0 3			
						154 H	Fairfield	1 3			
						172 A	Marist	0 3			
						172 H	Marist	0 3			
						196 N	Houston	0 3			
						211 A	Siena	1 3			
						211 H	Siena	1 3			
						223 A	Iona	0 3			
						223 H	Iona	0 3			
						235 A	Manhattan	2 3			
						235 H	Manhattan	1 3			
						249 N	Lamar	1 3			
						263 N	Morgan St.	3 1			
						271 A	Lafayette	0 3			
						281 A	Holy Cross	0 3			
						282 A	Canisius	1 3			
						282 H	Canisius	0 3			
						283 A	Rider	0 3			
						283 H	Rider	3 1			
						292 H	Hartford	1 3			
						311 H	Providence	0 3			
						312 H	Bryant	0 3			
						315 A	Niagara	1 3			
						315 H	Niagara	0 3			
						320 A	St. Francis Brooklyn	2 3			
									LAST 10 GAMES		
			315 A	Niagara	1 3	283 A	Rider	0 3	311 H	Providence	0 3
			282 A	Canisius	1 3	172 H	Marist	0 3	312 H	Bryant	0 3
			235 H	Manhattan	1 3	154 A	Fairfield	0 3	315 A	Niagara	1 3
			223 H	Iona	0 3	312 H	Bryant	0 3	315 H	Niagara	0 3
			325 A	Saint Peter's	3 2	172 A	Marist	0 3	320 A	St. Francis Brooklyn	2 3

Non-Div. I Games:

Quinnipiac

RPI	S	Opponent	Score	
320	N	St. Francis Brooklyn	3	1
325	A	Saint Peter's	3	2
325	H	Saint Peter's	3	1

Quinnipiac

Q
u
i
n
n
i
p
i
a
c

Q
u
i
n
n
i
p
i
a
c

Average RPI Win:	326	WON-LOST	WINNING	LAST 10	STRENGTH OF	OPP. STRENGTH	TEAM	ADJ	CONF.	ADJ CONF.								
Average RPI Loss:	197	RECORD	PCT. RANK	GAMES	SCHEDULE	OF SCHEDULE	RPI	RPI	RPI	RPI								
DIV. I ONLY		2- 29	.06452	326	0- 10	278	284	320	.27635	317	26	24						
DIV. I NON-CONF.		2- 13	.13333	298	0- 1	303	309	322	.29623	320	24	23						
<hr/>																		
TOTALS	RPI 1-25	RPI 26-50		W-L RECORDS		RPI 51-100		RPI 101-150		RPI 150+								
2- 29	0- 0	0- 0		OVERALL		0- 2		0- 7		2- 20								
0- 13	0- 0	0- 0		HOME		0- 1		0- 4		0- 8								
0- 13	0- 0	0- 0		AWAY		0- 1		0- 2		0- 10								
2- 3	0- 0	0- 0		NEUTRAL		0- 0		0- 1		2- 2								
<hr/>																		
2- 13	0- 0	0- 0		NON-CONFERENCE		0- 0		0- 3		2- 10								
0- 5	0- 0	0- 0		HOME		0- 0		0- 2		0- 3								
0- 5	0- 0	0- 0		AWAY		0- 0		0- 0		0- 5								
2- 3	0- 0	0- 0		NEUTRAL		0- 0		0- 1		2- 2								
<hr/>																		
0- 16	0- 0	0- 0		CONFERENCE		0- 2		0- 4		0- 10								
0- 8	0- 0	0- 0		HOME		0- 1		0- 2		0- 5								
0- 8	0- 0	0- 0		AWAY		0- 1		0- 2		0- 5								
0- 0	0- 0	0- 0		NEUTRAL		0- 0		0- 0		0- 0								
<hr/>																		
RPI S	Opponent	Score	RPI S	Opponent	Score	RPI S	Opponent	Score	RPI S	Opponent	Score							
						91 A	New Mexico St.	0	3	103 H	Valparaiso	0	3					
						91 H	New Mexico St.	0	3	122 N	Marshall	1	3					
						134 A	Bakersfield	1	3	134 H	Bakersfield	0	3					
						139 A	Idaho	0	3	139 H	Idaho	1	3					
						140 H	Denver	0	3	155 A	UMKC	0	3					
						155 H	UMKC	0	3	158 A	DePaul	0	3					
						165 A	Utah Valley	0	3	165 H	Utah Valley	1	3					
						167 A	Syracuse	0	3	215 A	Seattle	1	3					
						215 H	Seattle	1	3	243 A	Indiana St.	1	3					
						243 H	Indiana St.	0	3	244 A	Western Ill.	0	3					
						244 H	Western Ill.	0	3	266 N	McNeese St.	0	3					
						267 A	Ill.-Chicago	1	3	274 A	Grand Canyon	0	3					
						274 H	Grand Canyon	2	3	277 A	Tex.-Pan American	1	3					
						277 H	Tex.-Pan American	2	3	296 H	Wright St.	0	3					
						311 N	Providence	1	3									
						<hr/>												
									LAST 10 GAMES									
						215 H Seattle			1	3	134 H Bakersfield			0	3	274 H Grand Canyon		
						139 H Idaho			1	3	274 A Grand Canyon			0	3	277 A Tex.-Pan American		
						91 A New Mexico St.			0	3	103 H Valparaiso			0	3	277 H Tex.-Pan American		
277 A Tex.-Pan American			1	3	155 A UMKC			0	3	296 H Wright St.								
165 H Utah Valley			1	3	139 A Idaho			0	3	311 N Providence								

Non-Div. I Games:

Chicago St.

C h i c a g o s t .

1
2
3
4
5
6
7
8
9
10
11
12
13
14
15
16
17
18
19
20
21
22
23
24
25
26
27
28
29
30
31
32
33
34
35
36
37
38
39
40
41
42
43
44
45
46
47
48
49
50
51
52
53
54
55
56
57
58
59
60
61
62
63
64
65
66
67
68
69
70
71
72
73
74
75
76
77
78
79
80
81
82
83
84
85
86
87
88
89
90
91
92
93
94
95
96
97
98
99
100
101
102
103
104
105
106
107
108
109
110
111
112
113
114
115
116
117
118
119
120
121
122
123
124
125
126
127
128
129
130
131
132
133
134
135
136
137
138
139
140
141
142
143
144
145
146
147
148
149
150
151
152
153
154
155
156
157
158
159
160
161
162
163
164
165
166
167
168
169
170
171
172
173
174
175
176
177
178
179
180
181
182
183
184
185
186
187
188
189
190
191
192
193
194
195
196
197
198
199
200
201
202
203
204
205
206
207
208
209
210
211
212
213
214
215
216
217
218
219
220
221
222
223
224
225
226
227
228
229
230
231
232
233
234
235
236
237
238
239
240
241
242
243
244
245
246
247
248
249
250
251
252
253
254
255
256
257
258
259
260
261
262
263
264
265
266
267
268
269
270
271
272
273
274
275
276
277
278
279
280
281
282
283
284
285
286
287
288
289
290
291
292
293
294
295
296
297
298
299
300
301
302
303
304
305
306
307
308
309
310
311
312
313
314
315
316
317
318
319
320
321
322
323
324
325
326
327
328
329
330
331
332
333
334
335
336
337
338
339
340
341
342
343
344
345
346
347
348
349
350
351
352
353
354
355
356
357
358
359
360
361
362
363
364
365
366
367
368
369
370
371
372
373
374
375
376
377
378
379
380
381
382
383
384
385
386
387
388
389
390
391
392
393
394
395
396
397
398
399
400
401
402
403
404
405
406
407
408
409
410
411
412
413
414
415
416
417
418
419
420
421
422
423
424
425
426
427
428
429
430
431
432
433
434
435
436
437
438
439
440
441
442
443
444
445
446
447
448
449
450
451
452
453
454
455
456
457
458
459
460
461
462
463
464
465
466
467
468
469
470
471
472
473
474
475
476
477
478
479
480
481
482
483
484
485
486
487
488
489
490
491
492
493
494
495
496
497
498
499
500
501
502
503
504
505
506
507
508
509
510
511
512
513
514
515
516
517
518
519
520
521
522
523
524
525
526
527
528
529
530
531
532
533
534
535
536
537
538
539
540
541
542
543
544
545
546
547
548
549
550
551
552
553
554
555
556
557
558
559
560
561
562
563
564
565
566
567
568
569
570
571
572
573
574
575
576
577
578
579
580
581
582
583
584
585
586
587
588
589
590
591
592
593
594
595
596
597
598
599
600
601
602
603
604
605
606
607
608
609
610
611
612
613
614
615
616
617
618
619
620
621
622
623
624
625
626
627
628
629
630
631
632
633
634
635
636
637
638
639
640
641
642
643
644
645
646
647
648
649
650
651
652
653
654
655
656
657
658
659
660
661
662
663
664
665
666
667
668
669
670
671
672
673
674
675
676
677
678
679
680
681
682
683
684
685
686
687
688
689
690
691
692
693
694
695
696
697
698
699
700
701
702
703
704
705
706
707
708
709
710
711
712
713
714
715
716
717
718
719
720
721
722
723
724
725
726
727
728
729
730
731
732
733
734
735
736
737
738
739
740
741
742
743
744
745
746
747
748
749
750
751
752
753
754
755
756
757
758
759
760
761
762
763
764
765
766
767
768
769
770
771
772
773
774
775
776
777
778
779
780
781
782
783
784
785
786
787
788
789
790
791
792
793
794
795
796
797
798
799
800
801
802
803
804
805
806
807
808
809
810
811
812
813
814
815
816
817
818
819
820
821
822
823
824
825
826
827
828
829
830
831
832
833
834
835
836
837
838
839
840
84

Chicago St.

Average RPI Win:	320	WON-LOST RECORD	WINNING PCT. RANK	LAST 10 GAMES	STRENGTH OF SCHEDULE	OPP. STRENGTH OF SCHEDULE	TEAM RPI	ADJ RPI	CONF. RPI	ADJ CONF. RPI	
DIV. I ONLY		10- 21	.32258 260	3- 5	327	327	315	.27634 318	33	33	
DIV. I NON-CONF.		1- 13	.07143 310	0- 1	299	240	325	.28035 327	33	32	

TOTALS	RPI 1-25	RPI 26-50		W-L RECORDS	RPI 51-100		RPI 101-150		RPI 150+		
10- 21	0- 0	0- 1		OVERALL	0- 0		0- 2		10- 18		
5- 1	0- 0	0- 0		HOME	0- 0		0- 0		5- 1		
3- 10	0- 0	0- 1		AWAY	0- 0		0- 1		3- 8		
2- 10	0- 0	0- 0		NEUTRAL	0- 0		0- 1		2- 9		
1- 13	0- 0	0- 1		NON-CONFERENCE	0- 0		0- 2		1- 10		
0- 0	0- 0	0- 0		HOME	0- 0		0- 0		0- 0		
0- 5	0- 0	0- 1		AWAY	0- 0		0- 1		0- 3		
1- 8	0- 0	0- 0		NEUTRAL	0- 0		0- 1		1- 7		
9- 8	0- 0	0- 0		CONFERENCE	0- 0		0- 0		9- 8		
5- 1	0- 0	0- 0		HOME	0- 0		0- 0		5- 1		
3- 5	0- 0	0- 0		AWAY	0- 0		0- 0		3- 5		
1- 2	0- 0	0- 0		NEUTRAL	0- 0		0- 0		1- 2		
RPI	S	Opponent	Score	RPI	S	Opponent	Score	RPI	S	Opponent	Score
				44	A	Central Ark.	0 3				
								103	N	Valparaiso	0 3
								107	A	UCF	0 3
								158	N	DePaul	0 3
								170	A	Arkansas St.	0 3
								237	N	Jacksonville St.	0 3
								253	A	SIU Edwardsville	0 3
								254	N	North Florida	0 3
								256	A	Texas Southern	0 3
								256	H	Texas Southern	1 3
								260	N	Georgia St.	0 3
								277	N	Tex.-Pan American	0 3
								278	A	Alabama St.	0 3
								278	N	Alabama St.	1 3
								278	N	Alabama St.	0 3
								279	A	Louisiana Tech	0 3
								288	N	La.-Monroe	0 3
								297	N	New Orleans	0 3
								309	A	Jackson St.	3 1
								309	A	Jackson St.	2 3
								309	N	Jackson St.	3 0
								310	A	Prairie View	1 3
								310	H	Prairie View	3 1
								319	A	Southern U.	3 2
								319	H	Southern U.	3 2
								321	A	Mississippi Val.	3 2
								321	H	Mississippi Val.	3 0
								330	A	Grambling	0 3
Non-Div. I Games:		Henderson St.	3 1	Henderson St.	2 3	Ark.-Monticello	3 0	Ark.-Monticello		0 3	
		Philander Smith	3 0							Ark.-Pine Bluff	

RPI	S	Opponent	Score	
330	H	Grambling	3	1
331	N	Savannah St.	3	0
332	H	Alcorn	3	0

Ark.-Pine Bluff

A
r
k
.
-
P
i
n
e
B
l
u
f
f

A
r
k
.
-
P
i
n
e
B
l
u
f
f

Average RPI Win: 310		WON-LOST RECORD		WINNING PCT. RANK		LAST 10 GAMES		STRENGTH OF SCHEDULE		OPP. STRENGTH OF SCHEDULE		TEAM RPI		ADJ RPI		CONF. RPI		ADJ CONF. RPI	
DIV. I ONLY		8- 19		.2963 272		4- 6		328		331		321		.2762 319		33		33	
DIV. I NON-CONF.		0- 8		0 318		0- 0		231		284		321		.31411 316		33		32	
TOTALS		RPI 1-25		RPI 26-50		W-L RECORDS		RPI 51-100		RPI 101-150		RPI 150+							
8- 19		0- 0		0- 0		OVERALL		0- 2		0- 0		8- 17							
6- 4		0- 0		0- 0		HOME		0- 0		0- 0		6- 4							
1- 8		0- 0		0- 0		AWAY		0- 0		0- 0		1- 8							
1- 7		0- 0		0- 0		NEUTRAL		0- 2		0- 0		1- 5							
0- 8		0- 0		0- 0		NON-CONFERENCE		0- 2		0- 0		0- 6							
0- 1		0- 0		0- 0		HOME		0- 0		0- 0		0- 1							
0- 2		0- 0		0- 0		AWAY		0- 0		0- 0		0- 2							
0- 5		0- 0		0- 0		NEUTRAL		0- 2		0- 0		0- 3							
8- 11		0- 0		0- 0		CONFERENCE		0- 0		0- 0		8- 11							
6- 3		0- 0		0- 0		HOME		0- 0		0- 0		6- 3							
1- 6		0- 0		0- 0		AWAY		0- 0		0- 0		1- 6							
1- 2		0- 0		0- 0		NEUTRAL		0- 0		0- 0		1- 2							
RPI S	Opponent	Score		RPI S	Opponent	Score		RPI S	Opponent	Score		RPI S	Opponent	Score					
								97 N	Oral Roberts	0	3	156 A	UTEP	0	3				
								97 N	Oral Roberts	0	3	256 A	Texas Southern	1	3				
												256 A	Texas Southern	2	3				
												256 H	Texas Southern	3	2				
												256 N	Texas Southern	3	2				
												257 N	Stetson	0	3				
												264 A	Southeastern La.	1	3				
												266 H	McNeese St.	0	3				
												278 H	Alabama St.	0	3				
												278 N	Alabama St.	2	3				
												279 N	Louisiana Tech	0	3				
												293 N	Neb. Omaha	0	3				
												309 A	Jackson St.	0	3				
												309 A	Jackson St.	0	3				
												310 A	Prairie View	1	3				
												310 H	Prairie View	3	2				
												310 H	Prairie View	0	3				
												310 N	Prairie View	0	3				
												318 A	Ark.-Pine Bluff	2	3				
												318 H	Ark.-Pine Bluff	2	3				
												330 A	Grambling	3	1				
												330 H	Grambling	3	0				
												330 H	Grambling	3	0				
												332 H	Alcorn	3	1				
												332 H	Alcorn	3	0				
LAST 10 GAMES																			
						278 N	Alabama St.	2	3	256 H	Texas Southern	3	2						
						309 A	Jackson St.	0	3	256 A	Texas Southern	2	3						
						330 A	Grambling	3	1	310 A	Prairie View	1	3						
						332 H	Alcorn	3	1	330 H	Grambling	3	0						
						318 A	Ark.-Pine Bluff	2	3	318 H	Ark.-Pine Bluff	2	3						

Non-Div. I Games:

Southern U.

[illegible]

Non-Div. I Games:

St. Francis Brooklyn

RPI	S	Opponent	Score	
324	H	Fairleigh Dickinson	3	1
325	A	Saint Peter's	1	3
327	N	Delaware St.	3	0

St. Francis Brooklyn

S
t
.
F
r
a
n
c
i
s
B
r
o
o
k
l
y
n

S
t
.
F
r
a
n
c
i
s
B
r
o
o
k
l
y
n

Average RPI Win:	326	WON-LOST	WINNING	LAST 10	STRENGTH OF	OPP. STRENGTH	TEAM	ADJ	CONF.	ADJ CONF.	
Average RPI Loss:	238	RECORD	PCT. RANK	GAMES	SCHEDULE	OF SCHEDULE	RPI	RPI	RPI	RPI	
DIV. I ONLY	4- 20	.16667	310	3- 6	314	329	323	.26626	321	33	33
DIV. I NON-CONF.	0- 10	0	318	0- 0	126	253	306	.3517	304	33	32
<hr/>											
TOTALS	RPI 1-25	RPI 26-50		W-L RECORDS		RPI 51-100		RPI 101-150		RPI 150+	
4- 20	0- 0	0- 1		OVERALL		0- 2		0- 1		4- 16	
2- 4	0- 0	0- 0		HOME		0- 0		0- 0		2- 4	
2- 8	0- 0	0- 0		AWAY		0- 2		0- 0		2- 6	
0- 8	0- 0	0- 1		NEUTRAL		0- 0		0- 1		0- 6	
0- 10	0- 0	0- 1		NON-CONFERENCE		0- 2		0- 1		0- 6	
0- 0	0- 0	0- 0		HOME		0- 0		0- 0		0- 0	
0- 4	0- 0	0- 0		AWAY		0- 2		0- 0		0- 2	
0- 6	0- 0	0- 1		NEUTRAL		0- 0		0- 1		0- 4	
4- 10	0- 0	0- 0		CONFERENCE		0- 0		0- 0		4- 10	
2- 4	0- 0	0- 0		HOME		0- 0		0- 0		2- 4	
2- 4	0- 0	0- 0		AWAY		0- 0		0- 0		2- 4	
0- 2	0- 0	0- 0		NEUTRAL		0- 0		0- 0		0- 2	
RPI	S	Opponent	Score	RPI	S	Opponent	Score	RPI	S	Opponent	Score
				46	N	UTSA	0 3	55	A	Tulane	0 3
								89	A	Jacksonville	0 3
								123	N	A&M-Corpus Christi	1 3
								160	A	Texas-Arlington	0 3
								190	N	Fla. Atlantic	0 3
								254	A	North Florida	0 3
								256	N	Texas Southern	0 3
								278	A	Alabama St.	0 3
								278	H	Alabama St.	0 3
								283	N	Rider	0 3
								284	A	Alabama A&M	0 3
								284	H	Alabama A&M	0 3
								294	N	Nicholls St.	0 3
								308	N	Charleston So.	1 3
								309	A	Jackson St.	3 2
								309	H	Jackson St.	1 3
								310	N	Prairie View	0 3
								318	A	Ark.-Pine Bluff	0 3
								318	H	Ark.-Pine Bluff	2 3
								330	A	Grambling	0 3
								330	H	Grambling	3 1
								332	A	Alcorn	3 0
								332	H	Alcorn	3 0
LAST 10 GAMES				LAST 10 GAMES				LAST 10 GAMES			
				256	N	Texas Southern	0 3	330	A	Grambling	0 3
				310	N	Prairie View	0 3	332	H	Alcorn	3 0
				278	A	Alabama St.	0 3	309	H	Jackson St.	1 3
				284	A	Alabama A&M	0 3	332	A	Alcorn	3 0
				309	A	Jackson St.	3 2	318	H	Ark.-Pine Bluff	2 3

Non-Div. I Games:	Rust	3	0	Rust	3	0	Tougaloo	3	0	Tougaloo	3	0	Mississippi Val.
	Philander Smith	3	0	Ark.-Monticello	1	3							

Average RPI Win:	319	WON-LOST	WINNING	LAST 10	STRENGTH OF	OPP. STRENGTH	TEAM	ADJ	CONF.	ADJ CONF.		
Average RPI Loss:	229	RECORD	PCT. RANK	GAMES	SCHEDULE	OF SCHEDULE	RPI	RPI	RPI	RPI		
DIV. I ONLY		6- 22	.21429	295	4- 6	329	304	322	.26492	322	31	32
DIV. I NON-CONF.		1- 16	.05882	315	1- 2	289	235	323	.28679	326	31	31
<hr/>												
TOTALS	RPI 1-25	RPI 26-50		W-L RECORDS		RPI 51-100		RPI 101-150		RPI 150+		
6- 22	0- 0	0- 0		OVERALL		0- 1		0- 2		6- 19		
5- 4	0- 0	0- 0		HOME		0- 0		0- 0		5- 4		
1- 9	0- 0	0- 0		AWAY		0- 1		0- 1		1- 7		
0- 9	0- 0	0- 0		NEUTRAL		0- 0		0- 1		0- 8		
<hr/>												
1- 16	0- 0	0- 0		NON-CONFERENCE		0- 1		0- 2		1- 13		
1- 3	0- 0	0- 0		HOME		0- 0		0- 0		1- 3		
0- 5	0- 0	0- 0		AWAY		0- 1		0- 1		0- 3		
0- 8	0- 0	0- 0		NEUTRAL		0- 0		0- 1		0- 7		
<hr/>												
5- 6	0- 0	0- 0		CONFERENCE		0- 0		0- 0		5- 6		
4- 1	0- 0	0- 0		HOME		0- 0		0- 0		4- 1		
1- 4	0- 0	0- 0		AWAY		0- 0		0- 0		1- 4		
0- 1	0- 0	0- 0		NEUTRAL		0- 0		0- 0		0- 1		
<hr/>												
RPI	S	Opponent	Score	RPI	S	Opponent	Score	RPI	S	Opponent	Score	
								65	A	Col. of Charleston	0	3
								126	A	South Carolina	0	3
								130	N	Indiana	0	3
								157	N	Radford	0	3
								176	N	FIU	0	3
								192	N	Hampton	1	3
								198	N	Coastal Caro.	0	3
								200	N	High Point	0	3
								212	A	Florida A&M	0	3
								212	H	Florida A&M	1	3
								214	N	Elon	0	3
								234	A	Campbell	0	3
								251	N	Tennessee St.	0	3
								252	A	Charlotte	0	3
								258	H	Wofford	0	3
								276	H	Gardner-Webb	0	3
								284	H	Alabama A&M	3	2
								305	A	Citadel	0	3
								308	H	Charleston So.	2	3
308	N	Charleston So.	0	3								
314	A	N.C. A&T	1	3								
314	H	N.C. A&T	3	1								
								326	A	N.C. Central	1	3
								326	H	N.C. Central	3	0
								328	A	Bethune-Cookman	0	3
								328	H	Bethune-Cookman	3	2
								331	A	Savannah St.	3	0
								331	H	Savannah St.	3	0
								326	A	N.C. Central	1	3
								326	A	Bethune-Cookman	0	3
								212	A	Florida A&M	0	3
								234	A	Campbell	0	3
								284	H	Alabama A&M	3	2
								326	A	N.C. Central	1	3
								326	H	N.C. Central	3	0
								212	A	Florida A&M	0	3
								234	A	Campbell	0	3
								284	H	Alabama A&M	3	2
								326	A	N.C. Central	1	3
								326	H	N.C. Central	3	0

Non-Div. I Games:

South Carolina St.

Average RPI Win: 324		WON-LOST RECORD		WINNING PCT. RANK		LAST 10 GAMES		STRENGTH OF SCHEDULE		OPP. STRENGTH OF SCHEDULE		TEAM RPI		ADJ RPI		CONF. RPI		ADJ CONF. RPI	
DIV. I ONLY		1- 31		.03125 329		0- 10		256		278		319		.26424 323		21		21	
DIV. I NON-CONF.		1- 17		.05556 316		0- 0		225		310		316		.29105 322		17		19	
TOTALS		RPI 1-25		RPI 26-50		W-L RECORDS		RPI 51-100		RPI 101-150		RPI 150+							
1- 31		0- 0		0- 1		OVERALL		0- 3		0- 3		1- 24							
1- 12		0- 0		0- 0		HOME		0- 1		0- 1		1- 10							
0- 13		0- 0		0- 0		AWAY		0- 2		0- 1		0- 10							
0- 6		0- 0		0- 1		NEUTRAL		0- 0		0- 1		0- 4							
1- 17		0- 0		0- 1		NON-CONFERENCE		0- 0		0- 1		1- 15							
1- 5		0- 0		0- 0		HOME		0- 0		0- 0		1- 5							
0- 6		0- 0		0- 0		AWAY		0- 0		0- 0		0- 6							
0- 6		0- 0		0- 1		NEUTRAL		0- 0		0- 1		0- 4							
0- 14		0- 0		0- 0		CONFERENCE		0- 3		0- 2		0- 9							
0- 7		0- 0		0- 0		HOME		0- 1		0- 1		0- 5							
0- 7		0- 0		0- 0		AWAY		0- 2		0- 1		0- 4							
0- 0		0- 0		0- 0		NEUTRAL		0- 0		0- 0		0- 0							
RPI	S	Opponent		Score		RPI	S	Opponent		Score		RPI	S	Opponent		Score			
						45	N	American		0 3		53	A	VCU		0 3			
												93	A	Duquesne		0 3			
												93	H	Duquesne		0 3			
												112	A	Dayton		0 3			
												112	H	Dayton		0 3			
												125	N	UALR		0 3			
												151	A	George Washington		0 3			
												151	H	George Washington		0 3			
												169	H	Penn		1 3			
												184	N	Temple		1 3			
												188	H	Rhode Island		0 3			
												197	A	Saint Louis		0 3			
												197	H	Saint Louis		0 3			
												207	N	Austin Peay		0 3			
												213	N	Delaware		0 3			
												225	A	Memphis		0 3			
												228	A	UMBC		0 3			
												229	H	Sacramento St.		1 3			
												245	A	Howard		1 3			
												248	H	Bucknell		1 3			
												255	A	Loyola Maryland		0 3			
												263	A	Morgan St.		0 3			
												265	A	George Mason		0 3			
												265	H	George Mason		0 3			
												271	H	Lafayette		1 3			
												283	A	Rider		0 3			
												289	A	Fordham		0 3			
												289	H	Fordham		1 3			
												302	H	NJIT		0 3			
												304	N	Weber St.		0 3			
LAST 10 GAMES																			
						93	H	Duquesne		0 3		289	A	Fordham		0 3			
						289	H	Fordham		1 3		197	A	Saint Louis		0 3			
						93	A	Duquesne		0 3		151	H	George Washington		0 3			
						112	A	Dayton		0 3		265	A	George Mason		0 3			
						53	A	VCU		0 3		151	A	George Washington		0 3			

Non-Div. I Games:

La Salle

RPI	S	Opponent	Score	
324	H	Fairleigh Dickinson	3	0

La Salle

L
a
S
a
l
l
e

L
a
S
a
l
l
e

Average RPI Win: Average RPI Loss:	307 253	WON-LOST RECORD	WINNING PCT. RANK	LAST 10 GAMES	STRENGTH OF SCHEDULE	OPP. STRENGTH OF SCHEDULE	TEAM RPI	ADJ RPI	CONF. RPI	ADJ CONF. RPI										
DIV. I ONLY		5- 24	.17241 309	4- 6	320	318	324	.24606 324	30	30										
DIV. I NON-CONF.		2- 13	.13333 298	1- 1	315	325	329	.2654 331	30	30										
<hr/>																				
TOTALS	RPI 1-25	RPI 26-50		W-L RECORDS	RPI 51-100		RPI 101-150		RPI 150+											
5- 24	0- 0	0- 0		OVERALL	0- 2		0- 1		5- 21											
3- 7	0- 0	0- 0		HOME	0- 1		0- 0		3- 6											
2- 10	0- 0	0- 0		AWAY	0- 1		0- 1		2- 8											
0- 7	0- 0	0- 0		NEUTRAL	0- 0		0- 0		0- 7											
<hr/>																				
2- 13	0- 0	0- 0		NON-CONFERENCE	0- 0		0- 1		2- 12											
1- 2	0- 0	0- 0		HOME	0- 0		0- 0		1- 2											
1- 4	0- 0	0- 0		AWAY	0- 0		0- 1		1- 3											
0- 7	0- 0	0- 0		NEUTRAL	0- 0		0- 0		0- 7											
<hr/>																				
3- 11	0- 0	0- 0		CONFERENCE	0- 2		0- 0		3- 9											
2- 5	0- 0	0- 0		HOME	0- 1		0- 0		2- 4											
1- 6	0- 0	0- 0		AWAY	0- 1		0- 0		1- 5											
0- 0	0- 0	0- 0		NEUTRAL	0- 0		0- 0		0- 0											
<hr/>																				
RPI S	Opponent	Score	RPI S	Opponent	Score	RPI S	Opponent	Score	RPI S	Opponent	Score									
						88 A	LIU Brooklyn	0	3	142 A	Lehigh	0	3							
						88 H	LIU Brooklyn	0	3	202 A	Central Conn. St.	0	3							
										202 H	Central Conn. St.	0	3							
										229 N	Sacramento St.	0	3							
										235 H	Manhattan	0	3							
										248 A	Bucknell	2	3							
										248 N	Bucknell	0	3							
										261 A	Sacred Heart	1	3							
										261 H	Sacred Heart	2	3							
										271 A	Lafayette	0	3							
										271 N	Lafayette	0	3							
										282 N	Canisius	0	3							
										283 H	Rider	0	3							
										283 N	Rider	0	3							
										296 N	Wright St.	1	3							
										300 A	Robert Morris	3	0							
										300 H	Robert Morris	0	3							
										301 A	Saint Francis (PA)	1	3							
										301 H	Saint Francis (PA)	2	3							
										302 A	NJIT	3	1							
				302 H	NJIT	3	2													
			LAST 10 GAMES																	
			300 A	Robert Morris	3							0	261 A	Sacred Heart	1	3	312 A	Bryant	1	3
			301 A	Saint Francis (PA)	1							3	320 H	St. Francis Brooklyn	3	2	320 A	St. Francis Brooklyn	1	3
			202 H	Central Conn. St.	0							3	88 H	LIU Brooklyn	0	3	320 H	St. Francis Brooklyn	3	2
			312 H	Bryant	3							2	235 H	Manhattan	0	3	323 A	La Salle	0	3
			302 A	NJIT	3	1	261 H	Sacred Heart	2	3	325 N	Saint Peter's	1	3						

Non-Div. I Games:

Fairleigh Dickinson

Average RPI Win: 319		WON-LOST RECORD		WINNING PCT. RANK		LAST 10 GAMES		STRENGTH OF SCHEDULE		OPP. STRENGTH OF SCHEDULE		TEAM RPI		ADJ RPI		CONF. RPI		ADJ CONF. RPI	
DIV. I ONLY		4- 28		.125	317	1- 9		309		314		325		.24595	325	28		28	
DIV. I NON-CONF.		2- 12		.14286	295	0- 1		320		321		330		.27472	328	29		29	
TOTALS		RPI 1-25		RPI 26-50		W-L RECORDS		RPI 51-100		RPI 101-150		RPI 150+							
4- 28		0- 0		0- 0		OVERALL		0- 0		0- 2		4- 26							
2- 9		0- 0		0- 0		HOME		0- 0		0- 0		2- 9							
1- 14		0- 0		0- 0		AWAY		0- 0		0- 2		1- 12							
1- 5		0- 0		0- 0		NEUTRAL		0- 0		0- 0		1- 5							
2- 12		0- 0		0- 0		NON-CONFERENCE		0- 0		0- 2		2- 10							
1- 1		0- 0		0- 0		HOME		0- 0		0- 0		1- 1							
0- 6		0- 0		0- 0		AWAY		0- 0		0- 2		0- 4							
1- 5		0- 0		0- 0		NEUTRAL		0- 0		0- 0		1- 5							
2- 16		0- 0		0- 0		CONFERENCE		0- 0		0- 0		2- 16							
1- 8		0- 0		0- 0		HOME		0- 0		0- 0		1- 8							
1- 8		0- 0		0- 0		AWAY		0- 0		0- 0		1- 8							
0- 0		0- 0		0- 0		NEUTRAL		0- 0		0- 0		0- 0							
RPI	S	Opponent		Score	RPI	S	Opponent		Score	RPI	S	Opponent		Score					
										142	A	Lehigh	0	3					
										142	A	Lehigh	0	3					
										154	A	Fairfield	0	3					
										154	H	Fairfield	0	3					
										167	A	Syracuse	0	3					
										172	A	Marist	0	3					
										172	H	Marist	0	3					
										188	N	Rhode Island	0	3					
										206	N	New Hampshire	0	3					
										211	A	Siena	0	3					
										211	H	Siena	0	3					
										223	A	Iona	0	3					
										223	H	Iona	0	3					
										235	A	Manhattan	0	3					
										235	H	Manhattan	0	3					
										271	A	Lafayette	0	3					
										282	A	Canisius	0	3					
										282	H	Canisius	0	3					
										283	A	Rider	1	3					
										283	H	Rider	1	3					
										296	N	Wright St.	2	3					
										302	A	NJIT	0	3					
										302	H	NJIT	0	3					
										311	A	Providence	0	3					
										315	A	Niagara	3	2					
										315	H	Niagara	3	2					
										316	A	Quinnipiac	1	3					
LAST 10 GAMES																			
										211	A	Siena	0	3					
										282	A	Canisius	0	3					
										315	A	Niagara	3	2					
										223	A	Iona	0	3					
										235	A	Manhattan	0	3					
										311	A	Providence	0	3					

Non-Div. I Games:

Saint Peter's

RPI	S	Opponent	Score	
316	H	Quinnipiac	2	3
317	N	Chicago St.	0	3
320	H	St. Francis Brooklyn	3	1
324	N	Fairleigh Dickinson	3	1
327	N	Delaware St.	1	3

Saint Peter's

S
a
i
n
t
P
e
t
e
r
'
s

S
a
i
n
t
P
e
t
e
r
'
s

Average RPI Win:	327	WON-LOST RECORD	WINNING PCT. RANK	LAST 10 GAMES	STRENGTH OF SCHEDULE	OPP. STRENGTH OF SCHEDULE	TEAM RPI	ADJ RPI	CONF. RPI	ADJ CONF. RPI		
DIV. I ONLY		3- 25	.10714	320	3- 7	312	317	327	.23672	326	31	32
DIV. I NON-CONF.		0- 15	0	318	0- 0	235	274	320	.29098	323	31	31
<hr/>												
TOTALS	RPI 1-25	RPI 26-50		W-L RECORDS		RPI 51-100		RPI 101-150		RPI 150+		
3- 25	0- 0	0- 0		OVERALL		0- 1		0- 0		3- 24		
3- 8	0- 0	0- 0		HOME		0- 0		0- 0		3- 8		
0- 11	0- 0	0- 0		AWAY		0- 0		0- 0		0- 11		
0- 6	0- 0	0- 0		NEUTRAL		0- 1		0- 0		0- 5		
<hr/>												
0- 15	0- 0	0- 0		NON-CONFERENCE		0- 1		0- 0		0- 14		
0- 5	0- 0	0- 0		HOME		0- 0		0- 0		0- 5		
0- 4	0- 0	0- 0		AWAY		0- 0		0- 0		0- 4		
0- 6	0- 0	0- 0		NEUTRAL		0- 1		0- 0		0- 5		
<hr/>												
3- 10	0- 0	0- 0		CONFERENCE		0- 0		0- 0		3- 10		
3- 3	0- 0	0- 0		HOME		0- 0		0- 0		3- 3		
0- 7	0- 0	0- 0		AWAY		0- 0		0- 0		0- 7		
0- 0	0- 0	0- 0		NEUTRAL		0- 0		0- 0		0- 0		
<hr/>												
RPI	S	Opponent	Score	RPI	S	Opponent	Score	RPI	S	Opponent	Score	
								90	N	TCU	0	3

Non-Div. I Games:

N.C. Central

Average RPI Win: 327		WON-LOST	WINNING	LAST 10	STRENGTH OF		OPP. STRENGTH	TEAM	ADJ	CONF.	ADJ CONF.
Average RPI Loss: 251		RECORD	PCT. RANK	GAMES	SCHEDULE		OF SCHEDULE	RPI	RPI	RPI	RPI
DIV. I ONLY		2- 22	.08333	323	1- 9		317	311	329	.23411	327
DIV. I NON-CONF.		1- 10	.09091	305	0- 1		318	303	332	.26995	329
TOTALS		RPI 1-25	RPI 26-50		W-L RECORDS		RPI 51-100		RPI 101-150		RPI 150+
2- 22	0- 0	0- 0		OVERALL		0- 0		0- 0		2- 22	
1- 8	0- 0	0- 0		HOME		0- 0		0- 0		1- 8	
0- 10	0- 0	0- 0		AWAY		0- 0		0- 0		0- 10	
1- 4	0- 0	0- 0		NEUTRAL		0- 0		0- 0		1- 4	
1- 10	0- 0	0- 0		NON-CONFERENCE		0- 0		0- 0		1- 10	
0- 2	0- 0	0- 0		HOME		0- 0		0- 0		0- 2	
0- 4	0- 0	0- 0		AWAY		0- 0		0- 0		0- 4	
1- 4	0- 0	0- 0		NEUTRAL		0- 0		0- 0		1- 4	
1- 12	0- 0	0- 0		CONFERENCE		0- 0		0- 0		1- 12	
1- 6	0- 0	0- 0		HOME		0- 0		0- 0		1- 6	
0- 6	0- 0	0- 0		AWAY		0- 0		0- 0		0- 6	
0- 0	0- 0	0- 0		NEUTRAL		0- 0		0- 0		0- 0	
RPI S	Opponent	Score	RPI S	Opponent	Score	RPI S	Opponent	Score	RPI S	Opponent	Score
									167 A	Syracuse	0 3
									184 A	Temple	0 3
									192 A	Hampton	2 3
									192 H	Hampton	0 3
									201 A	Hofstra	0 3
									201 N	Hofstra	0 3
									220 N	Brown	1 3
									221 H	Towson	2 3
									245 A	Howard	1 3
									245 H	Howard	1 3
									250 A	Coppin St.	0 3
									250 H	Coppin St.	0 3
									263 A	Morgan St.	0 3
									263 H	Morgan St.	1 3
									280 A	Norfolk St.	0 3
									280 H	Norfolk St.	1 3
									283 A	Rider	0 3
									313 A	UMES	1 3
									313 H	UMES	2 3
									315 H	Niagara	1 3
									317 N	Chicago St.	0 3
									320 N	St. Francis Brooklyn	0 3
									325 N	Saint Peter's	3 1
									328 H	Bethune-Cookman	3 0
			LAST 10 GAMES								
			280 H	Norfolk St.	1 3	283 A	Rider	0 3			
			192 H	Hampton	0 3	328 H	Bethune-Cookman	3 0			
			263 H	Morgan St.	1 3	313 H	UMES	2 3			
			250 H	Coppin St.	0 3	192 A	Hampton	2 3			
			245 A	Howard	1 3	280 A	Norfolk St.	0 3			

Non-Div. I Games:

Delaware St.

Average RPI Win: 326		WON-LOST	WINNING	LAST 10	STRENGTH OF		OPP. STRENGTH	TEAM	ADJ	CONF.	ADJ CONF.
Average RPI Loss: 243		RECORD	PCT. RANK	GAMES	SCHEDULE		OF SCHEDULE	RPI	RPI	RPI	RPI
DIV. I ONLY		6- 25	.19355	299	2- 6		325	324	326	.2325	328
DIV. I NON-CONF.		0- 15	0	318	0- 0		193	311	318	.29217	321
TOTALS		RPI 1-25	RPI 26-50		W-L RECORDS		RPI 51-100		RPI 101-150		RPI 150+
6- 25	0- 0	0- 0		OVERALL		0- 2		0- 1		6- 22	
4- 5	0- 0	0- 0		HOME		0- 0		0- 0		4- 5	
1- 13	0- 0	0- 0		AWAY		0- 1		0- 0		1- 12	
1- 7	0- 0	0- 0		NEUTRAL		0- 1		0- 1		1- 5	
0- 15	0- 0	0- 0		NON-CONFERENCE		0- 2		0- 1		0- 12	
0- 4	0- 0	0- 0		HOME		0- 0		0- 0		0- 4	
0- 5	0- 0	0- 0		AWAY		0- 1		0- 0		0- 4	
0- 6	0- 0	0- 0		NEUTRAL		0- 1		0- 1		0- 4	
6- 10	0- 0	0- 0		CONFERENCE		0- 0		0- 0		6- 10	
4- 1	0- 0	0- 0		HOME		0- 0		0- 0		4- 1	
1- 8	0- 0	0- 0		AWAY		0- 0		0- 0		1- 8	
1- 1	0- 0	0- 0		NEUTRAL		0- 0		0- 0		1- 1	
RPI S	Opponent	Score	RPI S	Opponent	Score	RPI S	Opponent	Score	RPI S	Opponent	Score
						89 A	Jacksonville	0 3	146 N	UNC Wilmington	0 3
						89 N	Jacksonville	1 3	162 H	FGCU	0 3
									190 A	Fla. Atlantic	0 3
									190 H	Fla. Atlantic	0 3
									212 A	Florida A&M	0 3
									212 H	Florida A&M	1 3
									245 A	Howard	0 3
									247 A	Winthrop	0 3
									250 A	Coppin St.	0 3
									252 N	Charlotte	0 3
									254 H	North Florida	0 3
									257 A	Stetson	0 3
									257 A	Stetson	0 3
									257 H	Stetson	0 3
									264 N	Southeastern La.	0 3
									280 A	Norfolk St.	0 3
									305 N	Citadel	0 3
									311 N	Providence	0 3
									313 N	UMES	0 3
									314 A	N.C. A&T	1 3
									314 H	N.C. A&T	3 0
									322 A	South Carolina St.	2 3
									322 H	South Carolina St.	3 0
									326 A	N.C. Central	2 3
									326 H	N.C. Central	3 0
									327 A	Delaware St.	0 3
									331 A	Savannah St.	3 0
LAST 10 GAMES			LAST 10 GAMES			LAST 10 GAMES			LAST 10 GAMES		
			250 A	Coppin St.	0 3		331 H	Savannah St.	3 0		
			212 A	Florida A&M	0 3		327 A	Delaware St.	0 3		
			314 A	N.C. A&T	1 3		245 A	Howard	0 3		
			326 A	N.C. Central	2 3		254 H	North Florida	0 3		
			322 H	South Carolina St.	3 0		212 H	Florida A&M	1 3		

Non-Div. I Games: Warner 0 3 Southeastern (FL) 0 3

Bethune-Cookman

RPI	S	Opponent	Score	
331	H	Savannah St.	3	0
331	N	Savannah St.	3	0

Bethune-Cookman

B
e
t
h
u
n
e
-
C
o
o
k
m
a
n

B
e
t
h
u
n
e
-
C
o
o
k
m
a
n

Average RPI Win:	0	WON-LOST	WINNING	LAST 10	STRENGTH OF	OPP. STRENGTH	TEAM	ADJ	CONF.	ADJ CONF.							
Average RPI Loss:	245	RECORD	PCT. RANK	GAMES	SCHEDULE	OF SCHEDULE	RPI	RPI	RPI	RPI							
DIV. I ONLY		0- 26	0 330	0- 10		291	308	328	.226 329	29 29							
DIV. I NON-CONF.		0- 11	0 318	0- 0		222	285	319	.30774 319	28 28							
<hr/>																	
TOTALS	RPI 1-25	RPI 26-50		W-L RECORDS		RPI 51-100		RPI 101-150		RPI 150+							
0- 26	0- 0	0- 0		OVERALL		0- 0		0- 1		0- 25							
0- 10	0- 0	0- 0		HOME		0- 0		0- 0		0- 10							
0- 11	0- 0	0- 0		AWAY		0- 0		0- 0		0- 11							
0- 5	0- 0	0- 0		NEUTRAL		0- 0		0- 1		0- 4							
<hr/>																	
0- 11	0- 0	0- 0		NON-CONFERENCE		0- 0		0- 1		0- 10							
0- 3	0- 0	0- 0		HOME		0- 0		0- 0		0- 3							
0- 4	0- 0	0- 0		AWAY		0- 0		0- 0		0- 4							
0- 4	0- 0	0- 0		NEUTRAL		0- 0		0- 1		0- 3							
<hr/>																	
0- 15	0- 0	0- 0		CONFERENCE		0- 0		0- 0		0- 15							
0- 7	0- 0	0- 0		HOME		0- 0		0- 0		0- 7							
0- 7	0- 0	0- 0		AWAY		0- 0		0- 0		0- 7							
0- 1	0- 0	0- 0		NEUTRAL		0- 0		0- 0		0- 1							
<hr/>																	
RPI S	Opponent	Score	RPI S	Opponent	Score	RPI S	Opponent	Score	RPI S	Opponent	Score						
									128 N	St. John's (NY)	0 3						
									156 N	UTEP	0 3						
									164 A	Harvard	0 3						
									172 A	Marist	0 3						
									188 A	Rhode Island	0 3						
									206 A	New Hampshire	0 3						
									206 H	New Hampshire	0 3						
									228 A	UMBC	0 3						
									228 H	UMBC	0 3						
									235 H	Manhattan	1 3						
									238 N	Dartmouth	0 3						
									240 A	Albany (NY)	0 3						
									240 H	Albany (NY)	0 3						
									246 N	Princeton	0 3						
									261 H	Sacred Heart	0 3						
									262 A	Stony Brook	0 3						
									262 H	Stony Brook	0 3						
									292 A	Hartford	0 3						
									292 H	Hartford	1 3						
									292 N	Hartford	0 3						
									295 A	Binghamton	0 3						
												LAST 10 GAMES			295 H	Binghamton	0 3
															300 H	Robert Morris	0 3
															311 A	Providence	0 3
															311 H	Providence	1 3
312 A	Bryant	0 3															

Non-Div. I Games:

UMass Lowell

Average RPI Win: 327		WON-LOST	WINNING	LAST 10	STRENGTH OF		OPP. STRENGTH	TEAM	ADJ	CONF.	ADJ CONF.
Average RPI Loss: 247		RECORD	PCT. RANK	GAMES	SCHEDULE		OF SCHEDULE	RPI	RPI	RPI	RPI
DIV. I ONLY		5- 23	.17857 306	2- 7	331		328	330	.22382 330	33	33
DIV. I NON-CONF.		0- 10	0 318	0- 0	205		185	315	.329 313	33	32
TOTALS		RPI 1-25	RPI 26-50	W-L RECORDS	RPI 51-100		RPI 101-150		RPI 150+		
5- 23	0- 0		0- 0	OVERALL	0- 2		0- 1		5- 20		
3- 4	0- 0		0- 0	HOME	0- 0		0- 0		3- 4		
1- 11	0- 0		0- 0	AWAY	0- 2		0- 0		1- 9		
1- 8	0- 0		0- 0	NEUTRAL	0- 0		0- 1		1- 7		
0- 10	0- 0		0- 0	NON-CONFERENCE	0- 2		0- 1		0- 7		
0- 0	0- 0		0- 0	HOME	0- 0		0- 0		0- 0		
0- 4	0- 0		0- 0	AWAY	0- 2		0- 0		0- 2		
0- 6	0- 0		0- 0	NEUTRAL	0- 0		0- 1		0- 5		
5- 13	0- 0		0- 0	CONFERENCE	0- 0		0- 0		5- 13		
3- 4	0- 0		0- 0	HOME	0- 0		0- 0		3- 4		
1- 7	0- 0		0- 0	AWAY	0- 0		0- 0		1- 7		
1- 2	0- 0		0- 0	NEUTRAL	0- 0		0- 0		1- 2		
RPI S	Opponent	Score	RPI S	Opponent	Score	RPI S	Opponent	Score	RPI S	Opponent	Score
						86 A	SMU	0 3	113 N	Ole Miss	0 3
						90 A	TCU	0 3	160 A	Texas-Arlington	0 3
									163 N	Sam Houston St.	0 3
									183 N	Stephen F. Austin	0 3
									194 N	Davidson	0 3
									196 N	Houston	0 3
									256 A	Texas Southern	0 3
									256 H	Texas Southern	0 3
									278 N	Alabama St.	0 3
									279 A	Louisiana Tech	0 3
									279 N	Louisiana Tech	0 3
									309 A	Jackson St.	0 3
									309 H	Jackson St.	0 3
									310 A	Prairie View	0 3
									310 H	Prairie View	0 3
									310 N	Prairie View	0 3
									318 A	Ark.-Pine Bluff	1 3
									318 H	Ark.-Pine Bluff	3 0
									319 A	Southern U.	0 3
									319 A	Southern U.	0 3
									319 H	Southern U.	1 3
									321 A	Mississippi Val.	1 3
									321 H	Mississippi Val.	3 0
									332 A	Alcorn	3 2
									332 H	Alcorn	3 0
									332 N	Alcorn	3 0
LAST 10 GAMES											
				319 H	Southern U.	1	3	309 A	Jackson St.	0	3
				332 H	Alcorn	3	0	319 A	Southern U.	0	3
				321 H	Mississippi Val.	3	0	256 A	Texas Southern	0	3
				318 A	Ark.-Pine Bluff	1	3	310 A	Prairie View	0	3
				309 H	Jackson St.	0	3	332 N	Alcorn	3	0

Non-Div. I Games: Wiley 1 3 Abilene Christian 0 3

Grambling

Average RPI Win:	326	WON-LOST RECORD	WINNING PCT. RANK	LAST 10 GAMES	STRENGTH OF SCHEDULE	OPP. STRENGTH OF SCHEDULE	TEAM RPI	ADJ RPI	CONF. RPI	ADJ CONF. RPI		
DIV. I ONLY		1- 29	.03333 328	1- 9	326	330	331	.17843 331	31	32		
DIV. I NON-CONF.		0- 19	0 318	0- 3	250	327	328	.25663 332	31	31		
<hr/>												
TOTALS	RPI 1-25	RPI 26-50		W-L RECORDS	RPI 51-100		RPI 101-150		RPI 150+			
1- 29	0- 0	0- 0		OVERALL	0- 2		0- 0		1- 27			
1- 7	0- 0	0- 0		HOME	0- 1		0- 0		1- 6			
0- 14	0- 0	0- 0		AWAY	0- 0		0- 0		0- 14			
0- 8	0- 0	0- 0		NEUTRAL	0- 1		0- 0		0- 7			
<hr/>												
0- 19	0- 0	0- 0		NON-CONFERENCE	0- 2		0- 0		0- 17			
0- 3	0- 0	0- 0		HOME	0- 1		0- 0		0- 2			
0- 9	0- 0	0- 0		AWAY	0- 0		0- 0		0- 9			
0- 7	0- 0	0- 0		NEUTRAL	0- 1		0- 0		0- 6			
<hr/>												
1- 10	0- 0	0- 0		CONFERENCE	0- 0		0- 0		1- 10			
1- 4	0- 0	0- 0		HOME	0- 0		0- 0		1- 4			
0- 5	0- 0	0- 0		AWAY	0- 0		0- 0		0- 5			
0- 1	0- 0	0- 0		NEUTRAL	0- 0		0- 0		0- 1			
<hr/>												
RPI S	Opponent	Score	RPI S	Opponent	Score	RPI S	Opponent	Score	RPI S	Opponent	Score	
						55 N	Tulane	0 3	157 A	Radford	0 3	
						89 H	Jacksonville	0 3	157 A	Radford	0 3	
									212 A	Florida A&M	0 3	
									212 H	Florida A&M	0 3	
									232 A	East Carolina	0 3	
									237 N	Jacksonville St.	0 3	
									247 A	Winthrop	0 3	
									257 A	Stetson	0 3	
									257 A	Stetson	0 3	
									278 A	Alabama St.	0 3	
									278 H	Alabama St.	0 3	
									289 N	Fordham	0 3	
									297 N	New Orleans	1 3	
									298 N	Tennessee Tech	0 3	
									305 A	Citadel	0 3	
									305 H	Citadel	0 3	
									308 A	Charleston So.	0 3	
									311 N	Providence	0 3	
									314 A	N.C. A&T	0 3	
									314 H	N.C. A&T	0 3	
			318 N	Ark.-Pine Bluff	0 3							
			LAST 10 GAMES						322 A	South Carolina St.	0 3	
			326 H N.C. Central			3 1	328 A	Bethune-Cookman	0 3	322 H	South Carolina St.	0 3
			314 H N.C. A&T			0 3	278 H	Alabama St.	0 3	326 A	N.C. Central	0 3
			322 H South Carolina St.			0 3	305 A	Citadel	0 3	326 H	N.C. Central	3 1
			89 H Jacksonville			0 3	314 A	N.C. A&T	0 3	328 A	Bethune-Cookman	0 3
			212 A Florida A&M			0 3	326 A	N.C. Central	0 3	328 H	Bethune-Cookman	0 3

Non-Div. I Games:

Savannah St.

Savannah St.

Average RPI Win: 0		WON-LOST	WINNING	LAST 10	STRENGTH OF		OPP. STRENGTH	TEAM	ADJ	CONF.	ADJ CONF.	
Average RPI Loss: 289		RECORD	PCT. RANK	GAMES	SCHEDULE		OF SCHEDULE	RPI	RPI	RPI	RPI	
DIV. I ONLY		0- 23	0 330	0- 8	332		332	332	.14555	332	33	
DIV. I NON-CONF.		0- 7	0 318	0- 1	296		315	331	.26887	330	33	
<hr/>												
TOTALS		RPI 1-25		RPI 26-50		W-L RECORDS		RPI 51-100		RPI 101-150		RPI 150+
0- 23		0- 0		0- 0		OVERALL		0- 0		0- 0		0- 23
0- 7		0- 0		0- 0		HOME		0- 0		0- 0		0- 7
0- 11		0- 0		0- 0		AWAY		0- 0		0- 0		0- 11
0- 5		0- 0		0- 0		NEUTRAL		0- 0		0- 0		0- 5
0- 7		0- 0		0- 0		NON-CONFERENCE		0- 0		0- 0		0- 7
0- 2		0- 0		0- 0		HOME		0- 0		0- 0		0- 2
0- 3		0- 0		0- 0		AWAY		0- 0		0- 0		0- 3
0- 2		0- 0		0- 0		NEUTRAL		0- 0		0- 0		0- 2
0- 16		0- 0		0- 0		CONFERENCE		0- 0		0- 0		0- 16
0- 5		0- 0		0- 0		HOME		0- 0		0- 0		0- 5
0- 8		0- 0		0- 0		AWAY		0- 0		0- 0		0- 8
0- 3		0- 0		0- 0		NEUTRAL		0- 0		0- 0		0- 3
RPI	S	Opponent	Score	RPI	S	Opponent	Score	RPI	S	Opponent	Score	
								196	N	Houston	0 3	
								205	A	La.-Lafayette	0 3	
								205	H	La.-Lafayette	0 3	
								266	A	McNeese St.	0 3	
								266	H	McNeese St.	0 3	
								278	A	Alabama St.	0 3	
								278	H	Alabama St.	0 3	
								278	N	Alabama St.	0 3	
								284	A	Alabama A&M	0 3	
								284	H	Alabama A&M	0 3	
								294	N	Nicholls St.	0 3	
								297	A	New Orleans	0 3	
								309	A	Jackson St.	1 3	
								309	H	Jackson St.	0 3	
								310	N	Prairie View	0 3	
								318	A	Ark.-Pine Bluff	0 3	
								319	A	Southern U.	1 3	
								319	A	Southern U.	0 3	
								321	A	Mississippi Val.	0 3	
								321	H	Mississippi Val.	0 3	
								330	A	Grambling	0 3	
								330	H	Grambling	2 3	
								330	N	Grambling	0 3	
				LAST 10 GAMES								
				278	A	Alabama St.	0 3	321	A	Mississippi Val.	0 3	
				284	A	Alabama A&M	0 3	266	H	McNeese St.	0 3	
				309	H	Jackson St.	0 3	321	H	Mississippi Val.	0 3	
				330	A	Grambling	0 3	297	A	New Orleans	0 3	
				319	A	Southern U.	1 3	330	N	Grambling	0 3	

Non-Div. I Games: Dillard 0 3 Tougaloo 3 1 Dillard 1 3 Alcorn