

T
e
x
a
s

Texas				Through Games Of Through Matches of Nov. 3, 2013													
Average RPI Win:		51	WON-LOST RECORD		WINNING PCT. RANK	LAST 10 GAMES		STRENGTH OF SCHEDULE	OPP. STRENGTH OF SCHEDULE	TEAM RPI	ADJ RPI	CONF. RPI	ADJ CONF. RPI				
Average RPI Loss:		34															
DIV. I ONLY			17- 2		.89474	7	10- 0	2	3	1	.75196	1	4	4			
DIV. I NON-CONF.			7- 2		.77778	48	1- 0	2	1	1	.74066	1	4	4			
<hr/>																	
TOTALS		RPI 1-25		RPI 26-50		W-L RECORDS		RPI 51-100		RPI 101-150		RPI 150+					
17- 2		8- 1		3- 0		OVERALL		4- 1		1- 0		1- 0					
7- 0		4- 0		1- 0		HOME		1- 0		0- 0		1- 0					
8- 1		3- 1		2- 0		AWAY		3- 0		0- 0		0- 0					
2- 1		1- 0		0- 0		NEUTRAL		0- 1		1- 0		0- 0					
<hr/>																	
7- 2		5- 1		1- 0		NON-CONFERENCE		0- 1		1- 0		0- 0					
3- 0		3- 0		0- 0		HOME		0- 0		0- 0		0- 0					
2- 1		1- 1		1- 0		AWAY		0- 0		0- 0		0- 0					
2- 1		1- 0		0- 0		NEUTRAL		0- 1		1- 0		0- 0					
<hr/>																	
10- 0		3- 0		2- 0		CONFERENCE		4- 0		0- 0		1- 0					
4- 0		1- 0		1- 0		HOME		1- 0		0- 0		1- 0					
6- 0		2- 0		1- 0		AWAY		3- 0		0- 0		0- 0					
0- 0		0- 0		0- 0		NEUTRAL		0- 0		0- 0		0- 0					
<hr/>																	
RPI	S	Opponent		Score		RPI	S	Opponent		Score		RPI	S	Opponent		Score	
2	H	Penn St.		3 2		26	A	LSU		3 0		51	N	Arizona St.		0 3	
7	H	Stanford		3 1		33	H	Iowa St.		3 1		73	A	West Virginia		3 0	
8	H	Nebraska		3 2		49	A	Kansas St.		3 0		75	A	TCU		3 0	
15	N	San Diego		3 2								75	H	TCU		3 1	
16	A	Hawaii		1 3								79	A	Baylor		3 1	
17	A	Kansas		3 1													
19	A	Oklahoma		3 1													
19	H	Oklahoma		3 0													
23	A	Illinois		3 2													
						LAST 10 GAMES											
						19 A Oklahoma		3 1		17 A Kansas		3 1					
						75 H TCU		3 1		217 H Texas Tech		3 0					
						49 A Kansas St.		3 0		26 A LSU		3 0					
						73 A West Virginia		3 0		79 A Baylor		3 1					
						33 H Iowa St.		3 1		19 H Oklahoma		3 0					

T
e
x
a
s

Non-Div. I Games:

Texas

Average RPI Win: 68		WON-LOST	WINNING	LAST 10	STRENGTH OF		OPP. STRENGTH	TEAM	ADJ	CONF.	ADJ CONF.
Average RPI Loss: 12		RECORD	PCT. RANK	GAMES	SCHEDULE		OF SCHEDULE	RPI	RPI	RPI	RPI
DIV. I ONLY		20- 2	.90909	6	10- 0		5	6	2	.74079	2
DIV. I NON-CONF.		9- 1	.9	23	0- 0		3	18	3	.72166	3
TOTALS		RPI 1-25	RPI 26-50		W-L RECORDS		RPI 51-100		RPI 101-150		RPI 150+
20- 2		8- 2	5- 0		OVERALL		2- 0		1- 0		4- 0
10- 1		3- 1	3- 0		HOME		0- 0		1- 0		3- 0
7- 1		3- 1	2- 0		AWAY		1- 0		0- 0		1- 0
3- 0		2- 0	0- 0		NEUTRAL		1- 0		0- 0		0- 0
9- 1		2- 1	2- 0		NON-CONFERENCE		1- 0		0- 0		4- 0
5- 0		0- 0	2- 0		HOME		0- 0		0- 0		3- 0
1- 1		0- 1	0- 0		AWAY		0- 0		0- 0		1- 0
3- 0		2- 0	0- 0		NEUTRAL		1- 0		0- 0		0- 0
11- 1		6- 1	3- 0		CONFERENCE		1- 0		1- 0		0- 0
5- 1		3- 1	1- 0		HOME		0- 0		1- 0		0- 0
6- 0		3- 0	2- 0		AWAY		1- 0		0- 0		0- 0
0- 0		0- 0	0- 0		NEUTRAL		0- 0		0- 0		0- 0
RPI S	Opponent	Score		RPI S	Opponent	Score		RPI S	Opponent	Score	
1 A	Texas	2	3	30 A	Purdue	3	2	58 N	Central Ark.	3	0
3 N	Florida	3	0	40 H	Ohio St.	3	0	95 A	Indiana	3	0
10 H	Minnesota	3	2	46 H	Yale	3	0				
11 N	Marquette	3	0	48 A	Northwestern	3	0				
13 H	Wisconsin	3	0	50 H	Louisville	3	0				
22 A	Michigan St.	3	0								
22 H	Michigan St.	2	3								
23 A	Illinois	3	2								
25 A	Michigan	3	1								
25 H	Michigan	3	1								
				LAST 10 GAMES							
				22 A	Michigan St.	3	0	23 A	Illinois	3	2
				25 A	Michigan	3	1	13 H	Wisconsin	3	0
				107 H	Iowa	3	0	10 H	Minnesota	3	2
				40 H	Ohio St.	3	0	30 A	Purdue	3	2
				48 A	Northwestern	3	0	95 A	Indiana	3	0

Non-Div. I Games:

Penn St.

F
l
o
r
i
d
a

Florida					Through Games Of Through Matches of Nov. 3, 2013																
Average RPI Win:		82	WON-LOST RECORD		WINNING PCT. RANK	LAST 10 GAMES		STRENGTH OF SCHEDULE	OPP. STRENGTH OF SCHEDULE	TEAM RPI	ADJ RPI	CONF. RPI	ADJ CONF. RPI								
Average RPI Loss:		4																			
DIV. I ONLY			22- 2		.91667	5		9	16	4	.72762	3	3								
DIV. I NON-CONF.			11- 1		.91667	13		12	26	5	.71665	5	3								
TOTALS		RPI 1-25		RPI 26-50		W-L RECORDS		RPI 51-100		RPI 101-150		RPI 150+									
22- 2		5- 2		4- 0		OVERALL		6- 0		3- 0		4- 0									
12- 0		3- 0		1- 0		HOME		3- 0		1- 0		4- 0									
8- 1		1- 1		3- 0		AWAY		2- 0		2- 0		0- 0									
2- 1		1- 1		0- 0		NEUTRAL		1- 0		0- 0		0- 0									
11- 1		4- 1		0- 0		NON-CONFERENCE		3- 0		1- 0		3- 0									
7- 0		2- 0		0- 0		HOME		1- 0		1- 0		3- 0									
2- 0		1- 0		0- 0		AWAY		1- 0		0- 0		0- 0									
2- 1		1- 1		0- 0		NEUTRAL		1- 0		0- 0		0- 0									
11- 1		1- 1		4- 0		CONFERENCE		3- 0		2- 0		1- 0									
5- 0		1- 0		1- 0		HOME		2- 0		0- 0		1- 0									
6- 1		0- 1		3- 0		AWAY		1- 0		2- 0		0- 0									
0- 0		0- 0		0- 0		NEUTRAL		0- 0		0- 0		0- 0									
RPI	S	Opponent		Score		RPI	S	Opponent		Score		RPI	S	Opponent		Score					
2	N	Penn St.		0	3	26	A	LSU		3	1	54	A	Texas A&M		3	2				
6	A	Missouri		1	3	31	H	Georgia		3	0	54	H	Texas A&M		3	0				
7	N	Stanford		3	1	34	A	Arkansas		3	1	65	A	UTSA		3	0				
11	A	Marquette		3	0	41	A	Alabama		3	0	67	H	Auburn		3	0				
12	H	Kentucky		3	0							91	N	Milwaukee		3	0				
14	H	Duke		3	0							97	H	Western Mich.		3	1				
21	H	Florida St.		3	0											236	H	Iona		3	0
																306	H	New Orleans		3	0
						LAST 10 GAMES															
						54	A	Texas A&M		3	2	34	A	Arkansas		3	1				
						26	A	LSU		3	1	31	H	Georgia		3	0				
						154	H	Tennessee		3	0	12	H	Kentucky		3	0				
						67	H	Auburn		3	0	41	A	Alabama		3	0				
						6	A	Missouri		1	3	54	H	Texas A&M		3	0				

Non-Div. I Games:

Florida

F
l
o
r
i
d
a

Average RPI Win:		75	WON-LOST RECORD		WINNING PCT. RANK		LAST 10 GAMES		STRENGTH OF SCHEDULE		OPP. STRENGTH OF SCHEDULE		TEAM RPI		ADJ RPI		CONF. RPI		ADJ CONF. RPI				
DIV. I ONLY			19- 1		.95 3		9- 1		15		8		3		.72552 4		1		1				
DIV. I NON-CONF.			8- 0		1 1		0- 0		127		65		23		.64915 25		2		2				
TOTALS		RPI 1-25		RPI 26-50		W-L RECORDS		RPI 51-100		RPI 101-150		RPI 150+											
19- 1		5- 0		6- 1		OVERALL		2- 0		3- 0		3- 0											
9- 0		2- 0		4- 0		HOME		1- 0		0- 0		2- 0											
8- 1		3- 0		2- 1		AWAY		1- 0		1- 0		1- 0											
2- 0		0- 0		0- 0		NEUTRAL		0- 0		2- 0		0- 0											
8- 0		1- 0		1- 0		NON-CONFERENCE		0- 0		3- 0		3- 0											
3- 0		0- 0		1- 0		HOME		0- 0		0- 0		2- 0											
3- 0		1- 0		0- 0		AWAY		0- 0		1- 0		1- 0											
2- 0		0- 0		0- 0		NEUTRAL		0- 0		2- 0		0- 0											
11- 1		4- 0		5- 1		CONFERENCE		2- 0		0- 0		0- 0											
6- 0		2- 0		3- 0		HOME		1- 0		0- 0		0- 0											
5- 1		2- 0		2- 1		AWAY		1- 0		0- 0		0- 0											
0- 0		0- 0		0- 0		NEUTRAL		0- 0		0- 0		0- 0											
RPI	S	Opponent		Score		RPI	S	Opponent		Score		RPI	S	Opponent		Score							
5	A	Southern California		3	1	27	H	Arizona		3	1	51	H	Arizona St.		3	0	108	A	Portland St.		3	0
7	H	Stanford		3	2	29	H	California		3	0	59	A	Washington St.		3	0	123	N	Boise St.		3	0
18	A	Utah		3	0	32	A	Colorado		1	3							143	N	Gonzaga		3	2
18	H	Utah		3	1	32	H	Colorado		3	0							169	A	Loyola Chicago		3	0
23	A	Illinois		3	1	37	A	Oregon		3	1							208	H	Seattle		3	0
						43	A	UCLA		3	1							272	H	Coppin St.		3	0
						47	H	Cal St. Northridge		3	1												
						LAST 10 GAMES																	
						32	H	Colorado		3	0	29	H	California		3	0						
						18	H	Utah		3	1	51	H	Arizona St.		3	0						
						5	A	Southern California		3	1	27	H	Arizona		3	1						
						43	A	UCLA		3	1	18	A	Utah		3	0						
						7	H	Stanford		3	2	32	A	Colorado		1	3						

Non-Div. I Games:

Washington

[illegible]

Non-Div. I Games:

Southern California

Average RPI Win:	102	WON-LOST	WINNING	LAST 10	STRENGTH OF	OPP. STRENGTH	TEAM	ADJ	CONF.	ADJ CONF.	
Average RPI Loss:	0	RECORD	PCT. RANK	GAMES	SCHEDULE	OF SCHEDULE	RPI	RPI	RPI	RPI	
DIV. I ONLY		27-0	1 1	10-0	38	39	6	.70631	6	3	3
DIV. I NON-CONF.		16-0	1 1	1-0	82	73	12	.66679	11	3	3
<hr/>											
TOTALS	RPI 1-25	RPI 26-50		W-L RECORDS		RPI 51-100		RPI 101-150		RPI 150+	
27-0	2-0	6-0		OVERALL		6-0		6-0		7-0	
16-0	2-0	2-0		HOME		3-0		6-0		3-0	
7-0	0-0	3-0		AWAY		1-0		0-0		3-0	
4-0	0-0	1-0		NEUTRAL		2-0		0-0		1-0	
<hr/>											
16-0	0-0	2-0		NON-CONFERENCE		4-0		4-0		6-0	
9-0	0-0	0-0		HOME		2-0		4-0		3-0	
3-0	0-0	1-0		AWAY		0-0		0-0		2-0	
4-0	0-0	1-0		NEUTRAL		2-0		0-0		1-0	
<hr/>											
11-0	2-0	4-0		CONFERENCE		2-0		2-0		1-0	
7-0	2-0	2-0		HOME		1-0		2-0		0-0	
4-0	0-0	2-0		AWAY		1-0		0-0		1-0	
0-0	0-0	0-0		NEUTRAL		0-0		0-0		0-0	
<hr/>											
RPI S	Opponent	Score	RPI S	Opponent	Score	RPI S	Opponent	Score	RPI S	Opponent	Score
3	H Florida	3 1	26	A LSU	3 1	53	N Colgate	3 0	106	H Ole Miss	3 0
12	H Kentucky	3 0	31	H Georgia	3 1	54	A Texas A&M	3 0	116	H Pittsburgh	3 1
			34	A Arkansas	3 1	67	H Auburn	3 0	127	H South Carolina	3 0
			41	H Alabama	3 1	82	H Middle Tenn.	3 0	135	H Idaho St.	3 0
			44	N North Carolina St.	3 0	96	N Seton Hall	3 0	145	H Samford	3 0
			46	A Yale	3 1	99	H South Dakota	3 0	149	H Southeast Mo. St.	3 0
									154	A Tennessee	3 0
									159	A Rice	3 0
									176	H Arkansas St.	3 0
									177	A Fairfield	3 0
									196	N Houston Baptist	3 0
									203	H Austin Peay	3 0
									231	H Towson	3 0
<hr/>											
			LAST 10 GAMES								
			12 H Kentucky 3 0			31 H Georgia 3 1					
			106 H Ole Miss 3 0			41 H Alabama 3 1					
			54 A Texas A&M 3 0			154 A Tennessee 3 0					
			26 A LSU 3 1			203 H Austin Peay 3 0					
			3 H Florida 3 1			67 H Auburn 3 0					

Non-Div. I Games:

Missouri

Average RPI Win: 70		WON-LOST	WINNING	LAST 10	STRENGTH OF		OPP. STRENGTH	TEAM	ADJ	CONF.	ADJ CONF.
Average RPI Loss: 4		RECORD	PCT. RANK	GAMES	SCHEDULE		OF SCHEDULE	RPI	RPI	RPI	RPI
DIV. I ONLY		16-5	.7619	35	7-3		6	2	7	.69351	7
DIV. I NON-CONF.		7-2	.77778	48	0-0		18	9	15	.66529	12
TOTALS		RPI 1-25	RPI 26-50		W-L RECORDS		RPI 51-100		RPI 101-150		RPI 150+
16-5		1-5	7-0		OVERALL		4-0		3-0		1-0
9-1		1-1	4-0		HOME		1-0		3-0		0-0
4-3		0-3	2-0		AWAY		2-0		0-0		0-0
3-1		0-1	1-0		NEUTRAL		1-0		0-0		1-0
7-2		0-2	2-0		NON-CONFERENCE		2-0		2-0		1-0
3-0		0-0	1-0		HOME		0-0		2-0		0-0
1-1		0-1	0-0		AWAY		1-0		0-0		0-0
3-1		0-1	1-0		NEUTRAL		1-0		0-0		1-0
9-3		1-3	5-0		CONFERENCE		2-0		1-0		0-0
6-1		1-1	3-0		HOME		1-0		1-0		0-0
3-2		0-2	2-0		AWAY		1-0		0-0		0-0
0-0		0-0	0-0		NEUTRAL		0-0		0-0		0-0
RPI S	Opponent	Score		RPI S	Opponent	Score		RPI S	Opponent	Score	
1 A	Texas	1	3	29 A	California	3	1	51 H	Arizona St.	3	0
3 N	Florida	1	3	32 H	Colorado	3	0	59 A	Washington St.	3	0
4 A	Washington	2	3	35 H	St. Mary's (CA)	3	1	63 A	UC Santa Barbara	3	0
5 A	Southern California	0	3	37 H	Oregon	3	0	87 N	Army	3	0
5 H	Southern California	2	3	43 A	UCLA	3	0				
18 H	Utah	3	0	43 H	UCLA	3	1				
				46 N	Yale	3	0				
LAST 10 GAMES											
				43 H	UCLA	3	1	59 A	Washington St.	3	0
				5 H	Southern California	2	3	32 H	Colorado	3	0
				111 H	Oregon St.	3	0	18 H	Utah	3	0
				37 H	Oregon	3	0	5 A	Southern California	0	3
				4 A	Washington	2	3	43 A	UCLA	3	0

Non-Div. I Games:

Stanford

Average RPI Win:	76	WON-LOST RECORD	WINNING PCT. RANK	LAST 10 GAMES	STRENGTH OF SCHEDULE	OPP. STRENGTH OF SCHEDULE	TEAM RPI	ADJ RPI	CONF. RPI	ADJ CONF. RPI		
DIV. I ONLY		17- 4	.80952	27	8- 2	28	4	12	.6816	8	2	2
DIV. I NON-CONF.		7- 2	.77778	48	0- 0	44	19	27	.64121	26	1	1
<hr/>												
TOTALS	RPI 1-25	RPI 26-50		W-L RECORDS		RPI 51-100		RPI 101-150		RPI 150+		
17- 4	5- 2	6- 1		OVERALL		1- 1		3- 0		2- 0		
11- 1	3- 0	4- 1		HOME		1- 0		3- 0		0- 0		
5- 2	2- 2	2- 0		AWAY		0- 0		0- 0		1- 0		
1- 1	0- 0	0- 0		NEUTRAL		0- 1		0- 0		1- 0		
<hr/>												
7- 2	0- 1	3- 0		NON-CONFERENCE		0- 1		2- 0		2- 0		
5- 0	0- 0	3- 0		HOME		0- 0		2- 0		0- 0		
1- 1	0- 1	0- 0		AWAY		0- 0		0- 0		1- 0		
1- 1	0- 0	0- 0		NEUTRAL		0- 1		0- 0		1- 0		
<hr/>												
10- 2	5- 1	3- 1		CONFERENCE		1- 0		1- 0		0- 0		
6- 1	3- 0	1- 1		HOME		1- 0		1- 0		0- 0		
4- 1	2- 1	2- 0		AWAY		0- 0		0- 0		0- 0		
0- 0	0- 0	0- 0		NEUTRAL		0- 0		0- 0		0- 0		
<hr/>												
RPI S	Opponent	Score		RPI S	Opponent	Score		RPI S	Opponent	Score		
1 A	Texas	2	3	30 H	Purdue	1	3	67 N	Auburn	1	3	
10 H	Minnesota	3	0	31 H	Georgia	3	0	95 H	Indiana	3	0	
13 H	Wisconsin	3	2	33 H	Iowa St.	3	0			107 H	Iowa	
22 A	Michigan St.	1	3	35 H	St. Mary's (CA)	3	1			121 H	Dayton	
23 A	Illinois	3	0	40 A	Ohio St.	3	1			130 H	Villanova	
23 H	Illinois	3	0	48 A	Northwestern	3	1			212 A	Saint Louis	
25 A	Michigan	3	2	48 H	Northwestern	3	2			290 N	La.-Monroe	
<hr/>												
LAST 10 GAMES												
48 H Northwestern				3	2	95 H Indiana				3	0	
23 H Illinois				3	0	22 A Michigan St.				1	3	
40 A Ohio St.				3	1	25 A Michigan				3	2	
107 H Iowa				3	0	13 H Wisconsin				3	2	
30 H Purdue				1	3	10 H Minnesota				3	0	

Non-Div. I Games:

Nebraska

Average RPI Win:	84	WON-LOST	WINNING	LAST 10	STRENGTH OF	OPP. STRENGTH	TEAM	ADJ	CONF.	ADJ CONF.					
Average RPI Loss:	45	RECORD	PCT. RANK	GAMES	SCHEDULE	OF SCHEDULE	RPI	RPI	RPI	RPI					
DIV. I ONLY		16- 6	.72727	47	7- 3	3	47	10	.67766	9	5	5			
DIV. I NON-CONF.		9- 3	.75	57	0- 0	8	34	10	.6734	9	7	7			
<hr/>															
TOTALS	RPI 1-25	RPI 26-50		W-L RECORDS		RPI 51-100		RPI 101-150		RPI 150+					
16- 6	3- 2	2- 3		OVERALL		6- 0		3- 1		2- 0					
8- 2	2- 0	1- 1		HOME		2- 0		2- 1		1- 0					
5- 2	0- 1	0- 1		AWAY		3- 0		1- 0		1- 0					
3- 2	1- 1	1- 1		NEUTRAL		1- 0		0- 0		0- 0					
<hr/>															
9- 3	2- 1	1- 2		NON-CONFERENCE		3- 0		1- 0		2- 0					
3- 1	1- 0	0- 1		HOME		0- 0		1- 0		1- 0					
3- 0	0- 0	0- 0		AWAY		2- 0		0- 0		1- 0					
3- 2	1- 1	1- 1		NEUTRAL		1- 0		0- 0		0- 0					
<hr/>															
7- 3	1- 1	1- 1		CONFERENCE		3- 0		2- 1		0- 0					
5- 1	1- 0	1- 0		HOME		2- 0		1- 1		0- 0					
2- 2	0- 1	0- 1		AWAY		1- 0		1- 0		0- 0					
0- 0	0- 0	0- 0		NEUTRAL		0- 0		0- 0		0- 0					
<hr/>															
RPI S	Opponent	Score		RPI S	Opponent	Score		RPI S	Opponent	Score		RPI S	Opponent	Score	
11 A	Marquette	0	3	29 H	California	0	3	55 A	Wichita St.	3	2	114 H	South Fla.	3	0
11 H	Marquette	3	0	39 A	Butler	1	3	57 A	Xavier	3	1	133 H	St. John's (NY)	2	3
16 N	Hawaii	2	3	39 H	Butler	3	1	57 H	Xavier	3	2	140 A	DePaul	3	1
17 H	Kansas	3	1	43 N	UCLA	1	3	71 A	Bowling Green	3	0	140 H	DePaul	3	1
24 N	BYU	3	1	47 N	Cal St. Northridge	3	0	96 H	Seton Hall	3	0	167 A	Denver	3	2
								99 N	South Dakota	3	0	210 H	Northern Colo.	3	0
				LAST 10 GAMES											
				96 H Seton Hall				57 H Xavier				3 2			
				133 H St. John's (NY)				11 H Marquette				3 0			
				140 A DePaul				140 H DePaul				3 1			
				11 A Marquette				57 A Xavier				3 1			
				39 H Butler				39 A Butler				1 3			

Non-Div. I Games:

Creighton

Minnesota					Through Games Of Through Matches of Nov. 3, 2013									
Average RPI Win: 114					WON-LOST RECORD					STRENGTH OF SCHEDULE				
Average RPI Loss: 9					WINNING PCT. RANK					OPP. STRENGTH OF SCHEDULE				
					LAST 10 GAMES					TEAM RPI				
DIV. I ONLY					21- 4					.67521				
DIV. I NON-CONF.					12- 1					.65755				
TOTALS					RPI 1-25					RPI 26-50				
					RPI 51-100					RPI 101-150				
					RPI 150+									
21- 4					3- 4					6- 0				
8- 0					3- 0					3- 0				
7- 4					0- 4					2- 0				
6- 0					0- 0					1- 0				
12- 1					1- 1					2- 0				
3- 0					1- 0					0- 0				
3- 1					0- 1					2- 0				
6- 0					0- 0					0- 0				
9- 3					2- 3					4- 0				
5- 0					2- 0					2- 0				
4- 3					0- 3					1- 0				
0- 0					0- 0					0- 0				
RPI S Opponent Score					RPI S Opponent Score					RPI S Opponent Score				
2 A Penn St.	2	3			30 A Purdue	3	2			95 A Indiana	3	0		
8 A Nebraska	0	3			30 H Purdue	3	0			95 H Indiana	3	0		
12 A Kentucky	2	3			40 A Ohio St.	3	0							
13 A Wisconsin	1	3			45 H Ball St.	3	0							
14 H Duke	3	0			48 H Northwestern	3	1							
22 H Michigan St.	3	2			50 N Louisville	3	0							
25 H Michigan	3	1												
					LAST 10 GAMES									
					95 A Indiana	3	0			22 H Michigan St.	3	2		
					30 A Purdue	3	2			40 A Ohio St.	3	0		
					48 H Northwestern	3	1			2 A Penn St.	2	3		
					13 A Wisconsin	1	3			107 A Iowa	3	2		
					25 H Michigan	3	1			8 A Nebraska	0	3		

Non-Div. I Games:

Minnesota

Average RPI Win:		107	WON-LOST RECORD		WINNING PCT. RANK		LAST 10 GAMES		STRENGTH OF SCHEDULE		OPP. STRENGTH OF SCHEDULE		TEAM RPI		ADJ RPI		CONF. RPI		ADJ CONF. RPI				
DIV. I ONLY			17- 5		.77273 32		9- 1		7		31		8		.67483 11		5		5				
DIV. I NON-CONF.			8- 4		.66667 85		1- 0		4		16		20		.65533 21		7		7				
TOTALS		RPI 1-25		RPI 26-50		W-L RECORDS		RPI 51-100		RPI 101-150		RPI 150+											
17- 5		1- 5		1- 0		OVERALL		6- 0		5- 0		4- 0											
8- 2		1- 2		0- 0		HOME		3- 0		2- 0		2- 0											
8- 1		0- 1		1- 0		AWAY		2- 0		3- 0		2- 0											
1- 2		0- 2		0- 0		NEUTRAL		1- 0		0- 0		0- 0											
8- 4		0- 4		0- 0		NON-CONFERENCE		5- 0		1- 0		2- 0											
4- 2		0- 2		0- 0		HOME		3- 0		0- 0		1- 0											
3- 0		0- 0		0- 0		AWAY		1- 0		1- 0		1- 0											
1- 2		0- 2		0- 0		NEUTRAL		1- 0		0- 0		0- 0											
9- 1		1- 1		1- 0		CONFERENCE		1- 0		4- 0		2- 0											
4- 0		1- 0		0- 0		HOME		0- 0		2- 0		1- 0											
5- 1		0- 1		1- 0		AWAY		1- 0		2- 0		1- 0											
0- 0		0- 0		0- 0		NEUTRAL		0- 0		0- 0		0- 0											
RPI	S	Opponent		Score		RPI	S	Opponent		Score		RPI	S	Opponent		Score							
2	N	Penn St.		0	3	39	A	Butler		3	1	130	A	Villanova		3	1						
3	H	Florida		0	3					58	N	Central Ark.		3	2	130	H	Villanova		3	0		
5	H	Southern California		0	3					71	A	Bowling Green		3	1	140	A	DePaul		3	2		
9	A	Creighton		0	3					75	H	TCU		3	1	140	H	DePaul		3	0		
9	H	Creighton		3	0					81	H	Illinois St.		3	2	148	A	Green Bay		3	0		
24	N	BYU		2	3					91	H	Milwaukee		3	0	155	A	Georgetown		3	0		
																155	H	Georgetown		3	0		
																165	A	FGCU		3	0		
																169	H	Loyola Chicago		3	0		
LAST 10 GAMES																							
57 A Xavier						3 1						140 H DePaul						3 0					
39 A Butler						3 1						9 A Creighton						0 3					
155 H Georgetown						3 0						169 H Loyola Chicago						3 0					
130 H Villanova						3 0						130 A Villanova						3 1					
9 H Creighton						3 0						155 A Georgetown						3 0					

Non-Div. I Games:

Marquette

Average RPI Win:	87	WON-LOST RECORD	WINNING PCT. RANK	LAST 10 GAMES	STRENGTH OF SCHEDULE	OPP. STRENGTH OF SCHEDULE	TEAM RPI	ADJ RPI	CONF. RPI	ADJ CONF. RPI				
DIV. I ONLY		18- 6	.75	37	5- 5	17	14	14	.66652	13	2	2		
DIV. I NON-CONF.		11- 1	.91667	13	0- 0	25	38	6	.68699	6	1	1		
<hr/>														
TOTALS	RPI 1-25	RPI 26-50		W-L RECORDS		RPI 51-100		RPI 101-150		RPI 150+				
18- 6	2- 5	4- 1		OVERALL		8- 0		1- 0		3- 0				
6- 3	2- 3	1- 0		HOME		3- 0		0- 0		0- 0				
6- 3	0- 2	2- 1		AWAY		2- 0		1- 0		1- 0				
6- 0	0- 0	1- 0		NEUTRAL		3- 0		0- 0		2- 0				
<hr/>														
11- 1	0- 1	2- 0		NON-CONFERENCE		6- 0		0- 0		3- 0				
2- 1	0- 1	0- 0		HOME		2- 0		0- 0		0- 0				
3- 0	0- 0	1- 0		AWAY		1- 0		0- 0		1- 0				
6- 0	0- 0	1- 0		NEUTRAL		3- 0		0- 0		2- 0				
<hr/>														
7- 5	2- 4	2- 1		CONFERENCE		2- 0		1- 0		0- 0				
4- 2	2- 2	1- 0		HOME		1- 0		0- 0		0- 0				
3- 3	0- 2	1- 1		AWAY		1- 0		1- 0		0- 0				
0- 0	0- 0	0- 0		NEUTRAL		0- 0		0- 0		0- 0				
<hr/>														
RPI	S	Opponent	Score		RPI	S	Opponent	Score		RPI	S	Opponent	Score	
2	A	Penn St.	0	3	30	A	Purdue	2	3	52	N	VCU	3	2
8	A	Nebraska	2	3	30	H	Purdue	3	0	53	N	Colgate	3	0
10	H	Minnesota	3	1	40	A	Ohio St.	3	2	60	N	UNI	3	2
17	H	Kansas	2	3	44	A	North Carolina St.	3	1	71	H	Bowling Green	3	0
22	H	Michigan St.	3	1	50	N	Louisville	3	0	76	A	Pepperdine	3	1
23	H	Illinois	1	3						91	H	Milwaukee	3	1
25	H	Michigan	0	3						95	A	Indiana	3	1
										95	H	Indiana	3	1
<hr/>														
LAST 10 GAMES														
30	A	Purdue	2	3	25	H	Michigan	0	3					
95	A	Indiana	3	1	2	A	Penn St.	0	3					
23	H	Illinois	1	3	40	A	Ohio St.	3	2					
10	H	Minnesota	3	1	8	A	Nebraska	2	3					
22	H	Michigan St.	3	1	107	A	Iowa	3	1					

Non-Div. I Games:

Wisconsin

Duke				Through Games Of Through Matches of Nov. 3, 2013										
Average RPI Win:	111	WON-LOST RECORD	WINNING PCT. RANK	LAST 10 GAMES	STRENGTH OF SCHEDULE	OPP. STRENGTH OF SCHEDULE	TEAM RPI	ADJ RPI	CONF. RPI	ADJ CONF. RPI				
DIV. I ONLY		20- 3	.86957	10	9- 1	41	41	13	.66454	14	6	6		
DIV. I NON-CONF.		9- 2	.81818	38	0- 0	66	21	28	.63692	28	6	6		
<hr/>														
TOTALS		RPI 1-25		RPI 26-50		W-L RECORDS		RPI 51-100		RPI 101-150		RPI 150+		
20- 3		2- 2		3- 1		OVERALL		6- 0		3- 0		6- 0		
12- 0		2- 0		1- 0		HOME		5- 0		1- 0		3- 0		
4- 3		0- 2		1- 1		AWAY		1- 0		1- 0		1- 0		
4- 0		0- 0		1- 0		NEUTRAL		0- 0		1- 0		2- 0		
9- 2		1- 2		1- 0		NON-CONFERENCE		2- 0		2- 0		3- 0		
5- 0		1- 0		0- 0		HOME		2- 0		1- 0		1- 0		
0- 2		0- 2		0- 0		AWAY		0- 0		0- 0		0- 0		
4- 0		0- 0		1- 0		NEUTRAL		0- 0		1- 0		2- 0		
11- 1		1- 0		2- 1		CONFERENCE		4- 0		1- 0		3- 0		
7- 0		1- 0		1- 0		HOME		3- 0		0- 0		2- 0		
4- 1		0- 0		1- 1		AWAY		1- 0		1- 0		1- 0		
0- 0		0- 0		0- 0		NEUTRAL		0- 0		0- 0		0- 0		
RPI	S	Opponent	Score		RPI	S	Opponent	Score		RPI	S	Opponent	Score	
3	A	Florida	0	3	28	A	North Carolina	3	0	61	H	Virginia Tech	3	0
10	A	Minnesota	0	3	36	H	Miami (FL)	3	0	64	H	Utah St.	3	0
21	H	Florida St.	3	2	44	A	North Carolina St.	1	3	68	H	Virginia	3	0
23	H	Illinois	3	1	45	N	Ball St.	3	0	77	H	Wake Forest	3	0
										84	A	Notre Dame	3	1
										95	H	Indiana	3	0
	</													

Non-Div. I Games:

Duke

Average RPI Win:	98	WON-LOST RECORD	WINNING PCT. RANK	LAST 10 GAMES	STRENGTH OF SCHEDULE	OPP. STRENGTH OF SCHEDULE	TEAM RPI	ADJ RPI	CONF. RPI	ADJ CONF. RPI	
Average RPI Loss:	63										
DIV. I ONLY		18- 4	.81818 23	7- 3	31	46	17	.66202 16	8	8	
DIV. I NON-CONF.		11- 1	.91667 13	0- 0	5	14	2	.72733 2	8	8	
<hr/>											
TOTALS	RPI 1-25	RPI 26-50		W-L RECORDS	RPI 51-100		RPI 101-150		RPI 150+		
18- 4	2- 1	3- 1		OVERALL	6- 1		4- 1		3- 0		
13- 2	1- 1	3- 0		HOME	2- 1		4- 0		3- 0		
3- 2	0- 0	0- 1		AWAY	3- 0		0- 1		0- 0		
2- 0	1- 0	0- 0		NEUTRAL	1- 0		0- 0		0- 0		
<hr/>											
11- 1	2- 1	3- 0		NON-CONFERENCE	2- 0		3- 0		1- 0		
8- 1	1- 1	3- 0		HOME	0- 0		3- 0		1- 0		
1- 0	0- 0	0- 0		AWAY	1- 0		0- 0		0- 0		
2- 0	1- 0	0- 0		NEUTRAL	1- 0		0- 0		0- 0		
<hr/>											
7- 3	0- 0	0- 1		CONFERENCE	4- 1		1- 1		2- 0		
5- 1	0- 0	0- 0		HOME	2- 1		1- 0		2- 0		
2- 2	0- 0	0- 1		AWAY	2- 0		0- 1		0- 0		
0- 0	0- 0	0- 0		NEUTRAL	0- 0		0- 0		0- 0		
<hr/>											
RPI S	Opponent	Score		RPI S	Opponent	Score		RPI S	Opponent	Score	
1 H	Texas	3	1	27 H	Arizona	3	1	55 A	Wichita St.	3	0
9 N	Creighton	3	2	43 H	UCLA	3	0	63 H	UC Santa Barbara	2	3
15 H	San Diego	2	3	47 A	Cal St. Northridge	2	3	89 A	UC Irvine	3	1
				48 H	Northwestern	3	0	89 H	UC Irvine	3	0
								93 A	Long Beach St.	3	0
								93 H	Long Beach St.	3	1
								99 N	South Dakota	3	0

Non-Div. I Games:

Hawaii

Average RPI Win:	91	WON-LOST RECORD	WINNING PCT. RANK	LAST 10 GAMES	STRENGTH OF SCHEDULE	OPP. STRENGTH OF SCHEDULE	TEAM RPI	ADJ RPI	CONF. RPI	ADJ CONF. RPI					
DIV. I ONLY		18- 5	.78261	29	8- 2	29	12	18	.66131	17	4	4			
DIV. I NON-CONF.		10- 3	.76923	52	0- 0	37	11	25	.65009	24	4	4			
<hr/>															
TOTALS	RPI 1-25	RPI 26-50		W-L RECORDS		RPI 51-100		RPI 101-150		RPI 150+					
18- 5	2- 2	4- 2		OVERALL		8- 1		1- 0		3- 0					
6- 3	1- 1	1- 2		HOME		3- 0		0- 0		1- 0					
9- 1	1- 1	3- 0		AWAY		3- 0		1- 0		1- 0					
3- 1	0- 0	0- 0		NEUTRAL		2- 1		0- 0		1- 0					
10- 3	1- 1	3- 1		NON-CONFERENCE		3- 1		1- 0		2- 0					
3- 1	0- 0	1- 1		HOME		1- 0		0- 0		1- 0					
4- 1	1- 1	2- 0		AWAY		0- 0		1- 0		0- 0					
3- 1	0- 0	0- 0		NEUTRAL		2- 1		0- 0		1- 0					
8- 2	1- 1	1- 1		CONFERENCE		5- 0		0- 0		1- 0					
3- 2	1- 1	0- 1		HOME		2- 0		0- 0		0- 0					
5- 0	0- 0	1- 0		AWAY		3- 0		0- 0		1- 0					
0- 0	0- 0	0- 0		NEUTRAL		0- 0		0- 0		0- 0					
RPI	S	Opponent	Score	RPI	S	Opponent	Score	RPI	S	Opponent	Score				
1	H	Texas	1 3	27	A	Arizona	3 1	58	N	Central Ark.	1 3	142	A	UMKC	3 1
9	A	Creighton	1 3	31	H	Georgia	3 0	71	N	Bowling Green	3 2	217	A	Texas Tech	3 0
13	A	Wisconsin	3 2	33	H	Iowa St.	2 3	73	A	West Virginia	3 1	220	H	North Dakota St.	3 0
19	H	Oklahoma	3 0	34	A	Arkansas	3 2	75	A	TCU	3 1	260	N	Morgan St.	3 0
				34	H	Arkansas	2 3	75	H	TCU	3 0				
				49	A	Kansas St.	3 0	79	A	Baylor	3 1				
								79	H	Baylor	3 0				
								84	H	Notre Dame	3 1				
								91	N	Milwaukee	3 0				
				LAST 10 GAMES											
				75	A	TCU	3 1	1	H	Texas	1 3				
				79	H	Baylor	3 0	19	H	Oklahoma	3 0				
				33	H	Iowa St.	2 3	79	A	Baylor	3 1				
				73	A	West Virginia	3 1	49	A	Kansas St.	3 0				
				217	A	Texas Tech	3 0	75	H	TCU	3 0				

Non-Div. I Games:

Kansas

Average RPI Win:		100	WON-LOST RECORD		WINNING PCT. RANK		LAST 10 GAMES		STRENGTH OF SCHEDULE		OPP. STRENGTH OF SCHEDULE		TEAM RPI		ADJ RPI		CONF. RPI		ADJ CONF. RPI	
Average RPI Loss:		36																		
DIV. I ONLY			18- 6		.75 37		6- 4		21		30		20		.65233 19		4		4	
DIV. I NON-CONF.			12- 2		.85714 28		0- 0		41		50		21		.65669 19		4		4	
TOTALS		RPI 1-25		RPI 26-50		W-L RECORDS		RPI 51-100		RPI 101-150		RPI 150+								
18- 6		1- 3		5- 2		OVERALL		7- 0		2- 1		3- 0								
7- 2		0- 1		3- 1		HOME		1- 0		1- 0		2- 0								
6- 3		0- 2		1- 1		AWAY		4- 0		1- 0		0- 0								
5- 1		1- 0		1- 0		NEUTRAL		2- 0		0- 1		1- 0								
12- 2		1- 0		3- 1		NON-CONFERENCE		4- 0		2- 1		2- 0								
3- 1		0- 0		1- 1		HOME		0- 0		1- 0		1- 0								
4- 0		0- 0		1- 0		AWAY		2- 0		1- 0		0- 0								
5- 1		1- 0		1- 0		NEUTRAL		2- 0		0- 1		1- 0								
6- 4		0- 3		2- 1		CONFERENCE		3- 0		0- 0		1- 0								
4- 1		0- 1		2- 0		HOME		1- 0		0- 0		1- 0								
2- 3		0- 2		0- 1		AWAY		2- 0		0- 0		0- 0								
0- 0		0- 0		0- 0		NEUTRAL		0- 0		0- 0		0- 0								
RPI S	Opponent		Score		RPI S	Opponent		Score		RPI S	Opponent		Score		RPI S	Opponent		Score		
1 A	Texas		0 3		33 H	Iowa St.		3 2		72 A	Missouri St.		3 0		105 H	LIU Brooklyn		3 1		
1 H	Texas		1 3		34 H	Arkansas		3 0		73 H	West Virginia		3 0		108 A	Portland St.		3 1		
17 A	Kansas		0 3		36 H	Miami (FL)		0 3		75 A	TCU		3 2		113 N	Pacific		2 3		
24 N	BYU		3 2		38 A	Tulsa		3 2		79 A	Baylor		3 0		217 H	Texas Tech		3 1		
					48 N	Northwestern		3 1		82 N	Middle Tenn.		3 0		284 N	Alabama A&M		3 0		
					49 A	Kansas St.		0 3		91 N	Milwaukee		3 0		293 H	Neb. Omaha		3 0		
					49 H	Kansas St.		3 1		97 A	Western Mich.		3 0							
					LAST 10 GAMES															
					49 A	Kansas St.		0 3		49 H	Kansas St.		3 1							
					1 H	Texas		1 3		17 A	Kansas		0 3							
					73 H	West Virginia		3 0		33 H	Iowa St.		3 2							
					75 A	TCU		3 2		1 A	Texas		0 3							
					79 A	Baylor		3 0		217 H	Texas Tech		3 1							

Non-Div. I Games:

Oklahoma

Average RPI Win: 122		WON-LOST RECORD		WINNING PCT. RANK		LAST 10 GAMES		STRENGTH OF SCHEDULE		OPP. STRENGTH OF SCHEDULE		TEAM RPI		ADJ RPI		CONF. RPI		ADJ CONF. RPI	
DIV. I ONLY		21- 0		1 1		10- 0		106		63		15		.65193		20		10	
DIV. I NON-CONF.		9- 0		1 1		0- 0		93		30		11		.66316		13		9	
TOTALS		RPI 1-25		RPI 26-50		W-L RECORDS		RPI 51-100		RPI 101-150		RPI 150+							
21- 0		0- 0		0- 0		OVERALL		11- 0		4- 0		6- 0							
10- 0		0- 0		0- 0		HOME		5- 0		2- 0		3- 0							
9- 0		0- 0		0- 0		AWAY		4- 0		2- 0		3- 0							
2- 0		0- 0		0- 0		NEUTRAL		2- 0		0- 0		0- 0							
9- 0		0- 0		0- 0		NON-CONFERENCE		6- 0		1- 0		2- 0							
5- 0		0- 0		0- 0		HOME		3- 0		1- 0		1- 0							
2- 0		0- 0		0- 0		AWAY		1- 0		0- 0		1- 0							
2- 0		0- 0		0- 0		NEUTRAL		2- 0		0- 0		0- 0							
12- 0		0- 0		0- 0		CONFERENCE		5- 0		3- 0		4- 0							
5- 0		0- 0		0- 0		HOME		2- 0		1- 0		2- 0							
7- 0		0- 0		0- 0		AWAY		3- 0		2- 0		2- 0							
0- 0		0- 0		0- 0		NEUTRAL		0- 0		0- 0		0- 0							
RPI	S	Opponent		Score		RPI	S	Opponent		Score		RPI	S	Opponent		Score			
								54	H	Texas A&M	3 0			104	A	UNLV	3 2		
								63	N	UC Santa Barbara	3 1			123	A	Boise St.	3 0		
								64	A	Utah St.	3 2			123	H	Boise St.	3 0		
								64	H	Utah St.	3 1			138	H	Cal Poly	3 0		
								66	A	New Mexico	3 2			164	H	Wyoming	3 0		
								68	N	Virginia	3 1			167	A	Denver	3 1		
								72	H	Missouri St.	3 0			210	H	Northern Colo.	3 0		
								76	A	Pepperdine	3 1			222	A	Air Force	3 0		
								78	A	San Diego St.	3 1			254	H	San Jose St.	3 0		
								79	H	Baylor	3 0			281	A	Nevada	3 1		
								88	H	Fresno St.	3 0								
						LAST 10 GAMES													
								64	A	Utah St.	3 2			104	A	UNLV	3 2		
								123	A	Boise St.	3 0			123	H	Boise St.	3 0		
								254	H	San Jose St.	3 0			64	H	Utah St.	3 1		
								88	H	Fresno St.	3 0			281	A	Nevada	3 1		
								78	A	San Diego St.	3 1			66	A	New Mexico	3 2		

Non-Div. I Games:

Colorado St.

Average RPI Win:	94	WON-LOST	WINNING	LAST 10	STRENGTH OF	OPP. STRENGTH	TEAM	ADJ	CONF.	ADJ CONF.					
Average RPI Loss:	52	RECORD	PCT. RANK	GAMES	SCHEDULE	OF SCHEDULE	RPI	RPI	RPI	RPI					
DIV. I ONLY		17- 6	.73913	44	8- 2	33	19	22	.64312	21	6	6			
DIV. I NON-CONF.		7- 4	.63636	104	0- 0	28	5	37	.62769	32	6	6			

TOTALS	RPI 1-25	RPI 26-50		W-L RECORDS		RPI 51-100		RPI 101-150		RPI 150+					
17- 6	2- 3	3- 1		OVERALL		6- 1		2- 0		4- 1					
7- 1	0- 0	3- 1		HOME		2- 0		1- 0		1- 0					
7- 4	0- 2	0- 0		AWAY		4- 1		1- 0		2- 1					
3- 1	2- 1	0- 0		NEUTRAL		0- 0		0- 0		1- 0					
7- 4	2- 2	0- 1		NON-CONFERENCE		3- 1		0- 0		2- 0					
2- 1	0- 0	0- 1		HOME		1- 0		0- 0		1- 0					
2- 2	0- 1	0- 0		AWAY		2- 1		0- 0		0- 0					
3- 1	2- 1	0- 0		NEUTRAL		0- 0		0- 0		1- 0					
10- 2	0- 1	3- 0		CONFERENCE		3- 0		2- 0		2- 1					
5- 0	0- 0	3- 0		HOME		1- 0		1- 0		0- 0					
5- 2	0- 1	0- 0		AWAY		2- 0		1- 0		2- 1					
0- 0	0- 0	0- 0		NEUTRAL		0- 0		0- 0		0- 0					
RPI S	Opponent	Score		RPI S	Opponent	Score		RPI S	Opponent	Score					
3 A	Florida	0	3	28 H	North Carolina	3	2	54 A	Texas A&M	0	3	109 A	Clemson	3	2
12 N	Kentucky	3	0	36 H	Miami (FL)	3	1	56 H	Western Ky.	3	1	116 H	Pittsburgh	3	0
14 A	Duke	2	3	40 H	Ohio St.	1	3	67 A	Auburn	3	2	153 A	Syracuse	3	1
23 N	Illinois	0	3	44 H	North Carolina St.	3	0	77 A	Wake Forest	3	1	165 H	FGCU	3	0
25 N	Michigan	3	2					84 A	Notre Dame	3	0	180 A	Georgia Tech	1	3
								93 A	Long Beach St.	3	2	204 A	Boston College	3	0
								98 H	Maryland	3	0	227 N	Siena	3	0

LAST 10 GAMES															
44 H North Carolina St. 3 0 36 H Miami (FL) 3 1															
28 H North Carolina 3 2 116 H Pittsburgh 3 0															
77 A Wake Forest 3 1 98 H Maryland 3 0															
14 A Duke 2 3 109 A Clemson 3 2															
84 A Notre Dame 3 0 180 A Georgia Tech 1 3															

Non-Div. I Games:

Florida St.

Average RPI Win: 100		WON-LOST	WINNING	LAST 10	STRENGTH OF		OPP. STRENGTH	TEAM	ADJ	CONF.	ADJ CONF.
Average RPI Loss: 43		RECORD	PCT. RANK	GAMES	SCHEDULE		OF SCHEDULE	RPI	RPI	RPI	RPI
DIV. I ONLY		18-6	.75	37	5-5		49	9	26	.64076	22
DIV. I NON-CONF.		11-1	.91667	13	0-0		186	45	43	.61312	41
TOTALS		RPI 1-25	RPI 26-50		W-L RECORDS		RPI 51-100		RPI 101-150		RPI 150+
18-6		3-4	5-0		OVERALL		2-1		5-1		3-0
10-3		2-2	3-0		HOME		0-1		4-0		1-0
5-2		1-2	2-0		AWAY		1-0		1-0		0-0
3-1		0-0	0-0		NEUTRAL		1-0		0-1		2-0
11-1		0-0	2-0		NON-CONFERENCE		2-0		4-1		3-0
5-0		0-0	1-0		HOME		0-0		3-0		1-0
3-0		0-0	1-0		AWAY		1-0		1-0		0-0
3-1		0-0	0-0		NEUTRAL		1-0		0-1		2-0
7-5		3-4	3-0		CONFERENCE		0-1		1-0		0-0
5-3		2-2	2-0		HOME		0-1		1-0		0-0
2-2		1-2	1-0		AWAY		0-0		0-0		0-0
0-0		0-0	0-0		NEUTRAL		0-0		0-0		0-0
RPI S	Opponent	Score	RPI S	Opponent	Score	RPI S	Opponent	Score	RPI S	Opponent	Score
2 A	Penn St.	3 2	37 H	Oregon	3 1	61 A	Virginia Tech	3 2	107 H	Iowa	3 0
2 H	Penn St.	0 3	39 A	Butler	3 0	81 N	Illinois St.	3 0	111 H	Oregon St.	3 0
8 H	Nebraska	3 1	40 A	Ohio St.	3 0	95 H	Indiana	2 3	113 N	Pacific	0 3
10 A	Minnesota	2 3	40 H	Ohio St.	3 0				117 H	Duquesne	3 1
13 A	Wisconsin	1 3	48 H	Northwestern	3 0				141 H	Eastern Mich.	3 0
23 H	Illinois	3 0							150 A	IPFW	3 0
25 H	Michigan	1 3							231 N	Towson	3 0
									266 H	Cincinnati	3 0
									305 N	Saint Francis (PA)	3 0
LAST 10 GAMES											
2 H	Penn St.	0 3	10 A	Minnesota	2 3						
40 H	Ohio St.	3 0	8 H	Nebraska	3 1						
95 H	Indiana	2 3	107 H	Iowa	3 0						
25 H	Michigan	1 3	48 H	Northwestern	3 0						
13 A	Wisconsin	1 3	23 H	Illinois	3 0						

Non-Div. I Games:

Michigan St.

Average RPI Win:	50	WON-LOST RECORD	WINNING PCT. RANK	LAST 10 GAMES	STRENGTH OF SCHEDULE	OPP. STRENGTH OF SCHEDULE	TEAM RPI	ADJ RPI	CONF. RPI	ADJ CONF. RPI
Average RPI Loss:	23									
DIV. I ONLY		10- 12	.45455 207	5- 5	1	1	28	.64063 23	2	2
DIV. I NON-CONF.		4- 6	.4 219	0- 0	1	2	24	.65466 22	1	1
<hr/>										
TOTALS	RPI 1-25	RPI 26-50		W-L RECORDS	RPI 51-100		RPI 101-150		RPI 150+	
10- 12	4- 8	2- 3		OVERALL	2- 1		2- 0		0- 0	
3- 4	0- 4	1- 0		HOME	1- 0		1- 0		0- 0	
5- 7	2- 3	1- 3		AWAY	1- 1		1- 0		0- 0	
2- 1	2- 1	0- 0		NEUTRAL	0- 0		0- 0		0- 0	
<hr/>										
4- 6	2- 4	1- 1		NON-CONFERENCE	1- 1		0- 0		0- 0	
1- 2	0- 2	0- 0		HOME	1- 0		0- 0		0- 0	
1- 3	0- 1	1- 1		AWAY	0- 1		0- 0		0- 0	
2- 1	2- 1	0- 0		NEUTRAL	0- 0		0- 0		0- 0	
<hr/>										
6- 6	2- 4	1- 2		CONFERENCE	1- 0		2- 0		0- 0	
2- 2	0- 2	1- 0		HOME	0- 0		1- 0		0- 0	
4- 4	2- 2	0- 2		AWAY	1- 0		1- 0		0- 0	
0- 0	0- 0	0- 0		NEUTRAL	0- 0		0- 0		0- 0	
<hr/>										
RPI S	Opponent	Score		RPI S	Opponent	Score		RPI S	Opponent	Score
1 H	Texas	2	3	28 A	North Carolina	0	3	51 H	Arizona St.	3 2
2 H	Penn St.	2	3	30 A	Purdue	1	3	93 A	Long Beach St.	1 3
4 H	Washington	1	3	33 A	Iowa St.	3	0	95 A	Indiana	3 0
8 A	Nebraska	0	3	40 H	Ohio St.	3	1			
8 H	Nebraska	0	3	48 A	Northwestern	2	3			
12 N	Kentucky	3	2							
13 A	Wisconsin	3	1							
14 A	Duke	1	3							
15 N	San Diego	1	3							
21 N	Florida St.	3	0							
22 A	Michigan St.	0	3							
25 A	Michigan	3	2							
				LAST 10 GAMES						
				107 A	Iowa	3	0	2 H	Penn St.	2 3
				8 A	Nebraska	0	3	95 A	Indiana	3 0
				13 A	Wisconsin	3	1	30 A	Purdue	1 3
				48 A	Northwestern	2	3	25 A	Michigan	3 2
				40 H	Ohio St.	3	1	22 A	Michigan St.	0 3

Non-Div. I Games:

Illinois

Average RPI Win:		112	WON-LOST RECORD		WINNING PCT. RANK	LAST 10 GAMES		STRENGTH OF SCHEDULE	OPP. STRENGTH OF SCHEDULE	TEAM RPI	ADJ RPI	CONF. RPI	ADJ CONF. RPI				
Average RPI Loss:		34															
DIV. I ONLY			19- 4		.82609	21		9- 1	68	37	24	.63995	24	7	7		
DIV. I NON-CONF.			7- 3		.7	76		0- 0	38	10	31	.62861	31	5	5		
TOTALS		RPI 1-25		RPI 26-50		W-L RECORDS		RPI 51-100		RPI 101-150		RPI 150+					
19- 4		3- 2		1- 1		OVERALL		4- 1		8- 0		3- 0					
9- 0		1- 0		1- 0		HOME		2- 0		3- 0		2- 0					
8- 2		1- 0		0- 1		AWAY		1- 1		5- 0		1- 0					
2- 2		1- 2		0- 0		NEUTRAL		1- 0		0- 0		0- 0					
7- 3		2- 2		0- 0		NON-CONFERENCE		2- 1		2- 0		1- 0					
2- 0		0- 0		0- 0		HOME		1- 0		0- 0		1- 0					
3- 1		1- 0		0- 0		AWAY		0- 1		2- 0		0- 0					
2- 2		1- 2		0- 0		NEUTRAL		1- 0		0- 0		0- 0					
12- 1		1- 0		1- 1		CONFERENCE		2- 0		6- 0		2- 0					
7- 0		1- 0		1- 0		HOME		1- 0		3- 0		1- 0					
5- 1		0- 0		0- 1		AWAY		1- 0		3- 0		1- 0					
0- 0		0- 0		0- 0		NEUTRAL		0- 0		0- 0		0- 0					
RPI	S	Opponent		Score		RPI	S	Opponent		Score		RPI	S	Opponent		Score	
9	N	Creighton		1	3	35	A	St. Mary's (CA)		2	3	71	A	Bowling Green		2	3
11	N	Marquette		3	2	35	H	St. Mary's (CA)		3	2	76	A	Pepperdine		3	1
15	H	San Diego		3	0							76	H	Pepperdine		3	2
18	A	Utah		3	2							88	N	Fresno St.		3	0
19	N	Oklahoma		2	3							89	H	UC Irvine		3	0

Non-Div. I Games:

BYU

Average RPI Win: 101		WON-LOST RECORD		WINNING PCT. RANK		LAST 10 GAMES		STRENGTH OF SCHEDULE		OPP. STRENGTH OF SCHEDULE		TEAM RPI		ADJ RPI		CONF. RPI		ADJ CONF. RPI	
Average RPI Loss: 26		14- 7		.66667 71		4- 6		11		29		21		.63793 26		3		3	
DIV. I ONLY		10- 2		.83333 33		0- 1		21		42		14		.66226 15		3		3	
DIV. I NON-CONF.																			
TOTALS		RPI 1-25		RPI 26-50		W-L RECORDS		RPI 51-100		RPI 101-150		RPI 150+							
14- 7		0- 3		2- 3		OVERALL		5- 1		4- 0		3- 0							
6- 4		0- 3		1- 1		HOME		2- 0		3- 0		0- 0							
4- 3		0- 0		1- 2		AWAY		1- 1		0- 0		2- 0							
4- 0		0- 0		0- 0		NEUTRAL		2- 0		1- 0		1- 0							
10- 2		0- 1		1- 1		NON-CONFERENCE		4- 0		2- 0		3- 0							
3- 1		0- 1		0- 0		HOME		2- 0		1- 0		0- 0							
3- 1		0- 0		1- 1		AWAY		0- 0		0- 0		2- 0							
4- 0		0- 0		0- 0		NEUTRAL		2- 0		1- 0		1- 0							
4- 5		0- 2		1- 2		CONFERENCE		1- 1		2- 0		0- 0							
3- 3		0- 2		1- 1		HOME		0- 0		2- 0		0- 0							
1- 2		0- 0		0- 1		AWAY		1- 1		0- 0		0- 0							
0- 0		0- 0		0- 0		NEUTRAL		0- 0		0- 0		0- 0							
RPI	S	Opponent		Score		RPI	S	Opponent		Score		RPI	S	Opponent		Score			
1	H	Texas		0	3	31	H	Georgia		2	3	54	A	Texas A&M		3	2		
3	H	Florida		1	3	34	H	Arkansas		3	2	65	H	UTSA		3	1		
6	H	Missouri		1	3	36	A	Miami (FL)		3	2	67	A	Auburn		1	3		
						36	A	Miami (FL)		2	3	78	H	San Diego St.		3	2		
						41	A	Alabama		1	3	79	N	Baylor		3	2		
												100	N	North Texas		3	2		

Non-Div. I Games:

LSU

Average RPI Win: 112		WON-LOST	WINNING	LAST 10	STRENGTH OF		OPP. STRENGTH	TEAM	ADJ	CONF.	ADJ CONF.
Average RPI Loss: 26		RECORD	PCT. RANK	GAMES	SCHEDULE		OF SCHEDULE	RPI	RPI	RPI	RPI
DIV. I ONLY		16- 8	.66667	71	20		27	27	.63718	27	1
DIV. I NON-CONF.		10- 2	.83333	33	30		112	22	.65426	23	2
TOTALS		RPI 1-25	RPI 26-50	W-L RECORDS	RPI 51-100		RPI 101-150	RPI 150+			
16- 8		1- 4	4- 3	OVERALL	3- 1		4- 0	4- 0			
12- 1		1- 1	3- 0	HOME	2- 0		2- 0	4- 0			
2- 7		0- 3	0- 3	AWAY	1- 1		1- 0	0- 0			
2- 0		0- 0	1- 0	NEUTRAL	0- 0		1- 0	0- 0			
10- 2		0- 2	2- 0	NON-CONFERENCE	2- 0		2- 0	4- 0			
8- 1		0- 1	1- 0	HOME	2- 0		1- 0	4- 0			
0- 1		0- 1	0- 0	AWAY	0- 0		0- 0	0- 0			
2- 0		0- 0	1- 0	NEUTRAL	0- 0		1- 0	0- 0			
6- 6		1- 2	2- 3	CONFERENCE	1- 1		2- 0	0- 0			
4- 0		1- 0	2- 0	HOME	0- 0		1- 0	0- 0			
2- 6		0- 2	0- 3	AWAY	1- 1		1- 0	0- 0			
0- 0		0- 0	0- 0	NEUTRAL	0- 0		0- 0	0- 0			
RPI S	Opponent	Score	RPI S	Opponent	Score	RPI S	Opponent	Score	RPI S	Opponent	Score
4 A	Washington	1 3	29 A	California	0 3	51 A	Arizona St.	0 3	108 N	Portland St.	3 1
5 H	Southern California	3 0	32 A	Colorado	0 3	58 H	Central Ark.	3 1	111 A	Oregon St.	3 0
16 A	Hawaii	1 3	37 A	Oregon	2 3	59 A	Washington St.	3 2	111 H	Oregon St.	3 1
17 H	Kansas	1 3	37 H	Oregon	3 1	63 H	UC Santa Barbara	3 2	146 H	Utah Valley	3 0
18 A	Utah	1 3	39 H	Butler	3 0				179 H	Eastern Ky.	3 0
			43 H	UCLA	3 0				260 H	Morgan St.	3 0
			48 N	Northwestern	3 1				262 H	Wofford	3 0
									269 H	Loyola Maryland	3 0
LAST 10 GAMES											
			111 A	Oregon St.	3 0	43 H	UCLA	3 0			
			37 A	Oregon	2 3	59 A	Washington St.	3 2			
			18 A	Utah	1 3	4 A	Washington	1 3			
			32 A	Colorado	0 3	111 H	Oregon St.	3 1			
			5 H	Southern California	3 0	37 H	Oregon	3 1			

Non-Div. I Games:

Arizona

Average RPI Win:		117	WON-LOST RECORD		WINNING PCT. RANK		LAST 10 GAMES		STRENGTH OF SCHEDULE		OPP. STRENGTH OF SCHEDULE		TEAM RPI	ADJ RPI		CONF. RPI	ADJ CONF. RPI
DIV. I ONLY			20- 3	.86957	10	7- 3			89	28		23	.63523	28	6	6	
DIV. I NON-CONF.			10- 0	1	1	0- 0			213	27		30	.62865	30	6	6	
TOTALS		RPI 1-25		RPI 26-50		W-L RECORDS		RPI 51-100		RPI 101-150		RPI 150+					
20- 3		1- 2		2- 1		OVERALL		8- 0		3- 0		6- 0					
10- 1		1- 1		1- 0		HOME		4- 0		1- 0		3- 0					
6- 2		0- 1		1- 1		AWAY		3- 0		0- 0		2- 0					
4- 0		0- 0		0- 0		NEUTRAL		1- 0		2- 0		1- 0					
10- 0		1- 0		1- 0		NON-CONFERENCE		2- 0		2- 0		4- 0					
5- 0		1- 0		0- 0		HOME		1- 0		0- 0		3- 0					
2- 0		0- 0		1- 0		AWAY		1- 0		0- 0		0- 0					
3- 0		0- 0		0- 0		NEUTRAL		0- 0		2- 0		1- 0					
10- 3		0- 2		1- 1		CONFERENCE		6- 0		1- 0		2- 0					
5- 1		0- 1		1- 0		HOME		3- 0		1- 0		0- 0					
4- 2		0- 1		0- 1		AWAY		2- 0		0- 0		2- 0					
1- 0		0- 0		0- 0		NEUTRAL		1- 0		0- 0		0- 0					
RPI	S	Opponent		Score		RPI	S	Opponent		Score		RPI	S	Opponent		Score	
14	H	Duke		0 3		36	A	Miami (FL)		2 3		61	A	Virginia Tech		3 2	
21	A	Florida St.		2 3		42	A	Ohio		3 2		68	A	Virginia		3 0	
23	H	Illinois		3 0		44	H	North Carolina St.		3 0		77	H	Wake Forest		3 0	
												82	A	Middle Tenn.		3 0	
												84	H	Notre Dame		3 0	
												84	N	Notre Dame		3 0	
												95	H	Indiana		3 1	
												98	H	Maryland		3 2	
														250 H Albany (NY)		3 0	
														266 N Cincinnati		3 0	
LAST 10 GAMES																	
						36	A	Miami (FL)		2 3		68	A	Virginia		3 0	
						21	A	Florida St.		2 3		77	H	Wake Forest		3 0	
						116	H	Pittsburgh		3 1		14	H	Duke		0 3	
						98	H	Maryland		3 2		204	A	Boston College		3 0	
						61	A	Virginia Tech		3 2		153	A	Syracuse		3 0	

Non-Div. I Games:

North Carolina

Average RPI Win:		99	WON-LOST		WINNING	LAST 10		STRENGTH OF		OPP. STRENGTH	TEAM	ADJ		CONF.	ADJ CONF.
Average RPI Loss:		30	RECORD		PCT. RANK	GAMES		SCHEDULE		OF SCHEDULE	RPI	RPI		RPI	RPI
DIV. I ONLY			14- 7		.66667	71		24		10	30	.63323		29	1
DIV. I NON-CONF.			7- 2		.77778	48		159		69	68	.58493		67	2
TOTALS		RPI 1-25		RPI 26-50		W-L RECORDS		RPI 51-100		RPI 101-150		RPI 150+			
14- 7		1- 5		5- 1		OVERALL		1- 0		4- 1		3- 0			
9- 4		0- 3		4- 1		HOME		0- 0		3- 0		2- 0			
3- 3		1- 2		1- 0		AWAY		1- 0		0- 1		0- 0			
2- 0		0- 0		0- 0		NEUTRAL		0- 0		1- 0		1- 0			
7- 2		1- 0		0- 1		NON-CONFERENCE		0- 0		3- 1		3- 0			
4- 1		0- 0		0- 1		HOME		0- 0		2- 0		2- 0			
1- 1		1- 0		0- 0		AWAY		0- 0		0- 1		0- 0			
2- 0		0- 0		0- 0		NEUTRAL		0- 0		1- 0		1- 0			
7- 5		0- 5		5- 0		CONFERENCE		1- 0		1- 0		0- 0			
5- 3		0- 3		4- 0		HOME		0- 0		1- 0		0- 0			
2- 2		0- 2		1- 0		AWAY		1- 0		0- 0		0- 0			
0- 0		0- 0		0- 0		NEUTRAL		0- 0		0- 0		0- 0			
RPI S	Opponent	Score		RPI S	Opponent	Score		RPI S	Opponent	Score		RPI S	Opponent	Score	
4 A	Washington	0	3	27 H	Arizona	3	0	59 A	Washington St.	3	1	111 H	Oregon St.	3	2
5 A	Southern California	2	3	32 H	Colorado	3	0					114 N	South Fla.	3	0
5 H	Southern California	1	3	37 H	Oregon	3	2					125 A	UC Davis	1	3
7 H	Stanford	1	3	43 A	UCLA	3	0					131 H	New Mexico St.	3	0
9 A	Creighton	3	0	43 H	UCLA	3	2					138 H	Cal Poly	3	0
18 H	Utah	1	3	49 H	Kansas St.	2	3					156 H	Santa Clara	3	0
												210 N	Northern Colo.	3	0
												281 H	Nevada	3	0
LAST 10 GAMES															
43 H	UCLA	3	2	4	A Washington	0	3								
5 H	Southern California	1	3	18 H	Utah	1	3								
111 H	Oregon St.	3	2	32 H	Colorado	3	0								
37 H	Oregon	3	2	5	A Southern California	2	3								
59 A	Washington St.	3	1	43 A	UCLA	3	0								

Non-Div. I Games:

California

Average RPI Win:	110	WON-LOST	WINNING	LAST 10	STRENGTH OF	OPP. STRENGTH	TEAM	ADJ	CONF.	ADJ CONF.								
Average RPI Loss:	21	RECORD	PCT. RANK	GAMES	SCHEDULE	OF SCHEDULE	RPI	RPI	RPI	RPI								
DIV. I ONLY		16- 7	.69565	58	7- 3	36	11	32	.63209	30	2	2						
DIV. I NON-CONF.		9- 2	.81818	38	0- 0	145	54	50	.59684	52	1	1						
<hr/>																		
TOTALS		RPI 1-25		RPI 26-50		W-L RECORDS		RPI 51-100		RPI 101-150		RPI 150+						
16- 7		4- 5		1- 1		OVERALL		3- 1		3- 0		5- 0						
8- 5		2- 3		1- 1		HOME		1- 1		0- 0		4- 0						
5- 2		2- 2		0- 0		AWAY		1- 0		2- 0		0- 0						
3- 0		0- 0		0- 0		NEUTRAL		1- 0		1- 0		1- 0						
9- 2		0- 1		0- 0		NON-CONFERENCE		2- 1		2- 0		5- 0						
4- 2		0- 1		0- 0		HOME		0- 1		0- 0		4- 0						
2- 0		0- 0		0- 0		AWAY		1- 0		1- 0		0- 0						
3- 0		0- 0		0- 0		NEUTRAL		1- 0		1- 0		1- 0						
7- 5		4- 4		1- 1		CONFERENCE		1- 0		1- 0		0- 0						
4- 3		2- 2		1- 1		HOME		1- 0		0- 0		0- 0						
3- 2		2- 2		0- 0		AWAY		0- 0		1- 0		0- 0						
0- 0		0- 0		0- 0		NEUTRAL		0- 0		0- 0		0- 0						
<hr/>																		
RPI	S	Opponent		Score		RPI	S	Opponent		Score		RPI	S	Opponent		Score		
2	H	Penn St.		2	3	40	H	Ohio St.		3	0	56	H	Western Ky.		2	3	
5	H	Southern California		1	3	48	H	Northwestern		2	3	71	N	Bowling Green		3	0	
8	A	Nebraska		3	1							84	A	Notre Dame		3	2	
10	A	Minnesota		0	3							95	H	Indiana		3	0	
10	H	Minnesota		2	3													
13	A	Wisconsin		0	3													
13	H	Wisconsin		3	2													
23	H	Illinois		3	1													
25	A	Michigan		3	1													
<hr/>																		
LAST 10 GAMES																		
13 H Wisconsin						3	2	107 A Iowa						3	0			
10 H Minnesota						2	3	48 H Northwestern						2	3			
25 A Michigan						3	1	23 H Illinois						3	1			
95 H Indiana						3	0	2 H Penn St.						2	3			
8 A Nebraska						3	1	40 H Ohio St.						3	0			

Non-Div. I Games:

Purdue

Average RPI Win:	128	WON-LOST RECORD	WINNING PCT. RANK	LAST 10 GAMES	STRENGTH OF SCHEDULE	OPP. STRENGTH OF SCHEDULE	TEAM RPI	ADJ RPI	CONF. RPI	ADJ CONF. RPI		
DIV. I ONLY		17- 7	.70833	52	6- 4	30	34	29	.62907	31	3	3
DIV. I NON-CONF.		10- 2	.83333	33	0- 0	45	94	26	.63832	27	3	3
<hr/>												
TOTALS	RPI 1-25	RPI 26-50		W-L RECORDS		RPI 51-100		RPI 101-150		RPI 150+		
17- 7	1- 4	1- 2		OVERALL		4- 1		4- 0		7- 0		
10- 1	1- 0	0- 1		HOME		2- 0		3- 0		4- 0		
4- 6	0- 4	1- 1		AWAY		1- 1		1- 0		1- 0		
3- 0	0- 0	0- 0		NEUTRAL		1- 0		0- 0		2- 0		
10- 2	0- 2	0- 0		NON-CONFERENCE		4- 0		1- 0		5- 0		
6- 0	0- 0	0- 0		HOME		2- 0		1- 0		3- 0		
1- 2	0- 2	0- 0		AWAY		1- 0		0- 0		0- 0		
3- 0	0- 0	0- 0		NEUTRAL		1- 0		0- 0		2- 0		
7- 5	1- 2	1- 2		CONFERENCE		0- 1		3- 0		2- 0		
4- 1	1- 0	0- 1		HOME		0- 0		2- 0		1- 0		
3- 4	0- 2	1- 1		AWAY		0- 1		1- 0		1- 0		
0- 0	0- 0	0- 0		NEUTRAL		0- 0		0- 0		0- 0		
<hr/>												
RPI S	Opponent	Score		RPI S	Opponent	Score		RPI S	Opponent	Score		
3 A	Florida	0	3	26 A	LSU	3	2	54 A	Texas A&M	0	3	
6 A	Missouri	1	3	34 A	Arkansas	1	3	74 H	Lipscomb	3	0	
8 A	Nebraska	0	3	41 H	Alabama	1	3	75 H	TCU	3	0	
12 H	Kentucky	3	2					80 A	Ga. Southern	3	0	
17 A	Kansas	0	3					84 N	Notre Dame	3	1	

Non-Div. I Games:

Georgia

Average RPI Win:	106	WON-LOST RECORD	WINNING PCT. RANK	LAST 10 GAMES	STRENGTH OF SCHEDULE	OPP. STRENGTH OF SCHEDULE	TEAM RPI	ADJ RPI	CONF. RPI	ADJ CONF. RPI						
DIV. I ONLY		15- 7	.68182	66	6- 4	26	20	31	.62672	32	1	1				
DIV. I NON-CONF.		8- 2	.8	42	0- 0	141	99	60	.58769	63	2	2				
<hr/>																
TOTALS	RPI 1-25		RPI 26-50		W-L RECORDS		RPI 51-100		RPI 101-150		RPI 150+					
15- 7	1- 3		3- 3		OVERALL		4- 0		2- 0		5- 1					
6- 1	1- 0		3- 1		HOME		2- 0		0- 0		0- 0					
4- 6	0- 3		0- 2		AWAY		2- 0		1- 0		1- 1					
5- 0	0- 0		0- 0		NEUTRAL		0- 0		1- 0		4- 0					
8- 2	0- 0		1- 1		NON-CONFERENCE		1- 0		1- 0		5- 1					
1- 1	0- 0		1- 1		HOME		0- 0		0- 0		0- 0					
2- 1	0- 0		0- 0		AWAY		1- 0		0- 0		1- 1					
5- 0	0- 0		0- 0		NEUTRAL		0- 0		1- 0		4- 0					
7- 5	1- 3		2- 2		CONFERENCE		3- 0		1- 0		0- 0					
5- 0	1- 0		2- 0		HOME		2- 0		0- 0		0- 0					
2- 5	0- 3		0- 2		AWAY		1- 0		1- 0		0- 0					
0- 0	0- 0		0- 0		NEUTRAL		0- 0		0- 0		0- 0					
RPI	S	Opponent	Score	RPI	S	Opponent	Score	RPI	S	Opponent	Score					
4	A	Washington	0 3	27	H	Arizona	3 0	51	H	Arizona St.	3 1	103	N	Northwestern St.	3 0	
4	H	Washington	3 1	29	A	California	0 3	59	A	Washington St.	3 2	111	A	Oregon St.	3 0	
7	A	Stanford	0 3	35	H	St. Mary's (CA)	3 1	59	H	Washington St.	3 1	153	A	Syracuse	3 0	
18	A	Utah	2 3	35	H	St. Mary's (CA)	1 3	79	A	Baylor	3 0	158	N	Appalachian St.	3 2	
				37	A	Oregon	0 3					164	A	Wyoming	2 3	
				43	H	UCLA	3 2					173	N	Oakland	3 0	
												258	N	Stony Brook	3 0	
												280	N	Rutgers	3 1	
<hr/>																
LAST 10 GAMES																
4	A	Washington	0 3	37	A	Oregon	0 3									
59	A	Washington St.	3 2	7	A	Stanford	0 3									
51	H	Arizona St.	3 1	29	A	California	0 3									
27	H	Arizona	3 0	59	H	Washington St.	3 1									
111	A	Oregon St.	3 0	4	H	Washington	3 1									

Non-Div. I Games:

Colorado

Average RPI Win:	107	WON-LOST	WINNING	LAST 10	STRENGTH OF	OPP. STRENGTH	TEAM	ADJ	CONF.	ADJ CONF.					
Average RPI Loss:	35	RECORD	PCT. RANK	GAMES	SCHEDULE	OF SCHEDULE	RPI	RPI	RPI	RPI					
DIV. I ONLY		14- 10	.58333	116	5- 5	10	25	34	.6239	34	3	3			
DIV. I NON-CONF.		7- 4	.63636	104	0- 0	13	47	29	.63407	29	3	3			
<hr/>															
TOTALS	RPI 1-25	RPI 26-50		W-L RECORDS		RPI 51-100		RPI 101-150		RPI 150+					
14- 10	1- 5	2- 3		OVERALL		2- 1		6- 1		3- 0					
7- 6	0- 4	1- 2		HOME		2- 0		3- 0		1- 0					
6- 3	1- 1	1- 1		AWAY		0- 1		3- 0		1- 0					
1- 1	0- 0	0- 0		NEUTRAL		0- 0		0- 1		1- 0					
<hr/>															
7- 4	1- 2	1- 1		NON-CONFERENCE		1- 0		2- 1		2- 0					
4- 2	0- 1	0- 1		HOME		1- 0		2- 0		1- 0					
2- 1	1- 1	1- 0		AWAY		0- 0		0- 0		0- 0					
1- 1	0- 0	0- 0		NEUTRAL		0- 0		0- 1		1- 0					
<hr/>															
7- 6	0- 3	1- 2		CONFERENCE		1- 1		4- 0		1- 0					
3- 4	0- 3	1- 1		HOME		1- 0		1- 0		0- 0					
4- 2	0- 0	0- 1		AWAY		0- 1		3- 0		1- 0					
0- 0	0- 0	0- 0		NEUTRAL		0- 0		0- 0		0- 0					
<hr/>															
RPI	S	Opponent	Score	RPI	S	Opponent	Score	RPI	S	Opponent	Score				
3	H	Florida	1 3	26	A	LSU	2 3	54	A	Texas A&M	1 3	103	H	Northwestern St.	3 0
6	H	Missouri	1 3	31	H	Georgia	3 1	66	H	New Mexico	3 2	106	A	Ole Miss	3 0
12	H	Kentucky	1 3	38	A	Tulsa	3 1	67	H	Auburn	3 1	106	H	Ole Miss	3 0
17	A	Kansas	3 2	41	H	Alabama	1 3					118	A	Mississippi St.	3 0
17	H	Kansas	2 3	49	H	Kansas St.	0 3					121	N	Texas St.	0 3
19	A	Oklahoma	0 3									127	A	South Carolina	3 2
												142	H	UMKC	3 0
												154	A	Tennessee	3 1
												210	N	Northern Colo.	3 0
												212	H	Saint Louis	3 0
<hr/>															
				LAST 10 GAMES											
				106 H Ole Miss 3 0				3 H Florida 1 3							
				12 H Kentucky 1 3				154 A Tennessee 3 1							
				26 A LSU 2 3				41 H Alabama 1 3							
				54 A Texas A&M 1 3				67 H Auburn 3 1							
				31 H Georgia 3 1				127 A South Carolina 3 2							

Non-Div. I Games:

Arkansas

Average RPI Win:		104	WON-LOST RECORD		WINNING PCT. RANK		LAST 10 GAMES		STRENGTH OF SCHEDULE		OPP. STRENGTH OF SCHEDULE		TEAM RPI		ADJ RPI		CONF. RPI		ADJ CONF. RPI	
DIV. I ONLY			13- 7		.65 83		7- 3		34		33		41		.61882 35		7		7	
DIV. I NON-CONF.			4- 4		.5 164		0- 0		19		4		55		.59912 50		5		5	
TOTALS		RPI 1-25		RPI 26-50		W-L RECORDS		RPI 51-100		RPI 101-150		RPI 150+								
13- 7		2- 4		3- 1		OVERALL		1- 0		4- 2		3- 0								
8- 1		1- 1		1- 0		HOME		1- 0		3- 0		2- 0								
4- 5		1- 3		1- 1		AWAY		0- 0		1- 1		1- 0								
1- 1		0- 0		1- 0		NEUTRAL		0- 0		0- 1		0- 0								
4- 4		0- 2		3- 1		NON-CONFERENCE		0- 0		0- 1		1- 0								
2- 0		0- 0		1- 0		HOME		0- 0		0- 0		1- 0								
1- 3		0- 2		1- 1		AWAY		0- 0		0- 0		0- 0								
1- 1		0- 0		1- 0		NEUTRAL		0- 0		0- 1		0- 0								
9- 3		2- 2		0- 0		CONFERENCE		1- 0		4- 1		2- 0								
6- 1		1- 1		0- 0		HOME		1- 0		3- 0		1- 0								
3- 2		1- 1		0- 0		AWAY		0- 0		1- 1		1- 0								
0- 0		0- 0		0- 0		NEUTRAL		0- 0		0- 0		0- 0								
RPI	S	Opponent		Score		RPI	S	Opponent		Score		RPI	S	Opponent		Score				
7	A	Stanford		1	3	32	A	Colorado		1	3	76	H	Pepperdine		3	0			
8	A	Nebraska		1	3	32	A	Colorado		3	1			113 A Pacific		3	0			
15	A	San Diego		3	2	32	A	Colorado		3	1			113 H Pacific		3	1			
15	H	San Diego		0	3	33	N	Iowa St.		3	1			121 N Dayton		2	3			
24	A	BYU		2	3	36	H	Miami (FL)		3	0			126 H Loyola Marymount		3	2			
24	H	BYU		3	2									129 A San Francisco		1	3			
														143 H Gonzaga		3	1			
														156 A Santa Clara		3	2			
														222 H Air Force		3	0			
														268 H Portland		3	0			
LAST 10 GAMES																				
						113	A	Pacific		3	0	76	H	Pepperdine		3	0			
						24	H	BYU		3	2	126	H	Loyola Marymount		3	2			
						15	H	San Diego		0	3	113	H	Pacific		3	1			
						156	A	Santa Clara		3	2	15	A	San Diego		3	2			
						129	A	San Francisco		1	3	24	A	BYU		2	3			

Non-Div. I Games:

St. Mary's (CA)

Average RPI Win:	121	WON-LOST RECORD	WINNING PCT. RANK	LAST 10 GAMES	STRENGTH OF SCHEDULE	OPP. STRENGTH OF SCHEDULE	TEAM RPI	ADJ RPI	CONF. RPI	ADJ CONF. RPI		
DIV. I ONLY		15- 7	.68182	66	6- 4	43	42	42	.61802	36	6	6
DIV. I NON-CONF.		7- 3	.7	76	0- 0	49	23	42	.61931	38	6	6
<hr/>												
TOTALS	RPI 1-25	RPI 26-50		W-L RECORDS		RPI 51-100		RPI 101-150		RPI 150+		
15- 7	1- 2	3- 3		OVERALL		2- 2		4- 0		5- 0		
5- 1	0- 0	3- 1		HOME		1- 0		1- 0		0- 0		
7- 5	1- 2	0- 1		AWAY		0- 2		3- 0		3- 0		
3- 1	0- 0	0- 1		NEUTRAL		1- 0		0- 0		2- 0		
<hr/>												
7- 3	1- 0	1- 3		NON-CONFERENCE		1- 0		2- 0		2- 0		
1- 1	0- 0	1- 1		HOME		0- 0		0- 0		0- 0		
3- 1	1- 0	0- 1		AWAY		0- 0		2- 0		0- 0		
3- 1	0- 0	0- 1		NEUTRAL		1- 0		0- 0		2- 0		
<hr/>												
8- 4	0- 2	2- 0		CONFERENCE		1- 2		2- 0		3- 0		
4- 0	0- 0	2- 0		HOME		1- 0		1- 0		0- 0		
4- 4	0- 2	0- 0		AWAY		0- 2		1- 0		3- 0		
0- 0	0- 0	0- 0		NEUTRAL		0- 0		0- 0		0- 0		
<hr/>												
RPI S	Opponent	Score	RPI S	Opponent	Score	RPI S	Opponent	Score	RPI S	Opponent	Score	
14 A	Duke	0 3	26 H	LSU	2 3	77 A	Wake Forest	1 3	109 A	Clemson	3 1	
19 A	Oklahoma	3 0	26 H	LSU	3 2	84 A	Notre Dame	1 3	114 A	South Fla.	3 1	
21 A	Florida St.	1 3	28 H	North Carolina	3 2	93 N	Long Beach St.	3 2	116 H	Pittsburgh	3 0	
			35 A	St. Mary's (CA)	0 3	98 H	Maryland	3 0	129 A	San Francisco	3 0	
			38 N	Tulsa	0 3				153 A	Syracuse	3 1	
			44 H	North Carolina St.	3 0				180 A	Georgia Tech	3 1	
									203 N	Austin Peay	3 1	
									204 A	Boston College	3 2	
									293 N	Neb. Omaha	3 0	
<hr/>												
LAST 10 GAMES												
28 H	North Carolina	3 2	21 A	Florida St.	1 3							
44 H	North Carolina St.	3 0	98 H	Maryland	3 0							
14 A	Duke	0 3	116 H	Pittsburgh	3 0							
77 A	Wake Forest	1 3	180 A	Georgia Tech	3 1							
84 A	Notre Dame	1 3	109 A	Clemson	3 1							

Non-Div. I Games:

Miami (FL)

Average RPI Win:	120	WON-LOST RECORD	WINNING PCT. RANK	LAST 10 GAMES	STRENGTH OF SCHEDULE	OPP. STRENGTH OF SCHEDULE	TEAM RPI	ADJ RPI	CONF. RPI	ADJ CONF. RPI	
DIV. I ONLY		13- 9	.59091 113	5- 5	16	23	39	.61636 37	1	1	
DIV. I NON-CONF.		7- 3	.7 76	0- 0	73	142	62	.58862 61	2	2	
<hr/>											
TOTALS	RPI 1-25	RPI 26-50		W-L RECORDS	RPI 51-100		RPI 101-150		RPI 150+		
13- 9	1- 5	3- 3		OVERALL	2- 1		2- 0		5- 0		
8- 4	1- 2	3- 1		HOME	0- 1		1- 0		3- 0		
3- 5	0- 3	0- 2		AWAY	2- 0		1- 0		0- 0		
2- 0	0- 0	0- 0		NEUTRAL	0- 0		0- 0		2- 0		
<hr/>											
7- 3	0- 2	0- 1		NON-CONFERENCE	1- 0		1- 0		5- 0		
4- 1	0- 0	0- 1		HOME	0- 0		1- 0		3- 0		
1- 2	0- 2	0- 0		AWAY	1- 0		0- 0		0- 0		
2- 0	0- 0	0- 0		NEUTRAL	0- 0		0- 0		2- 0		
<hr/>											
6- 6	1- 3	3- 2		CONFERENCE	1- 1		1- 0		0- 0		
4- 3	1- 2	3- 0		HOME	0- 1		0- 0		0- 0		
2- 3	0- 1	0- 2		AWAY	1- 0		1- 0		0- 0		
0- 0	0- 0	0- 0		NEUTRAL	0- 0		0- 0		0- 0		
<hr/>											
RPI S	Opponent	Score	RPI S	Opponent	Score	RPI S	Opponent	Score	RPI S	Opponent	Score
4 H	Washington	1 3	27 A	Arizona	1 3	51 A	Arizona St.	3 1	108 H	Portland St.	3 0
5 H	Southern California	0 3	27 H	Arizona	3 2	51 H	Arizona St.	1 3	111 A	Oregon St.	3 0
7 A	Stanford	0 3	29 A	California	2 3	88 A	Fresno St.	3 0	161 N	Bakersfield	3 0
18 H	Utah	3 0	32 H	Colorado	3 0				174 N	Belmont	3 0
22 A	Michigan St.	1 3	42 H	Ohio	0 3				208 H	Seattle	3 0
25 A	Michigan	0 3	43 H	UCLA	3 1				234 H	Eastern Wash.	3 0
									308 H	Bryant	3 0
<hr/>											
LAST 10 GAMES											
27 H Arizona 3 2						32 H Colorado 3 0					
51 H Arizona St. 1 3						5 H Southern California 0 3					
29 A California 2 3						43 H UCLA 3 1					
7 A Stanford 0 3						51 A Arizona St. 3 1					
18 H Utah 3 0						27 A Arizona 1 3					

Non-Div. I Games:

Oregon

Average RPI Win:	146	WON-LOST RECORD	WINNING PCT. RANK	LAST 10 GAMES		STRENGTH OF SCHEDULE	OPP. STRENGTH OF SCHEDULE	TEAM RPI	ADJ RPI	CONF. RPI	ADJ CONF. RPI	
DIV. I ONLY		18- 6	.75 37	6- 3		60	61	38	.61264	39	5	5
DIV. I NON-CONF.		12- 2	.85714 28	0- 0		131	118	48	.60495	47	7	7
<hr/>												
TOTALS	RPI 1-25		RPI 26-50		W-L RECORDS		RPI 51-100		RPI 101-150		RPI 150+	
18- 6	1- 3		0- 1		OVERALL		4- 2		8- 0		5- 0	
11- 3	1- 2		0- 0		HOME		2- 1		6- 0		2- 0	
3- 3	0- 1		0- 1		AWAY		1- 1		1- 0		1- 0	
4- 0	0- 0		0- 0		NEUTRAL		1- 0		1- 0		2- 0	
<hr/>												
12- 2	0- 1		0- 1		NON-CONFERENCE		2- 0		5- 0		5- 0	
7- 1	0- 1		0- 0		HOME		1- 0		4- 0		2- 0	
1- 1	0- 0		0- 1		AWAY		0- 0		0- 0		1- 0	
4- 0	0- 0		0- 0		NEUTRAL		1- 0		1- 0		2- 0	
<hr/>												
6- 4	1- 2		0- 0		CONFERENCE		2- 2		3- 0		0- 0	
4- 2	1- 1		0- 0		HOME		1- 1		2- 0		0- 0	
2- 2	0- 1		0- 0		AWAY		1- 1		1- 0		0- 0	
0- 0	0- 0		0- 0		NEUTRAL		0- 0		0- 0		0- 0	
<hr/>												
RPI S Opponent	Score		RPI S Opponent	Score		RPI S Opponent	Score		RPI S Opponent	Score		
9 A Creighton	1	3	27 A Arizona	0	3	57 A Xavier	2	3	102 H Toledo	3	0	
9 H Creighton	3	1				57 H Xavier	1	3	119 H IUPUI	3	2	
11 H Marquette	1	3				81 H Illinois St.	3	2	133 A St. John's (NY)	3	2	
22 H Michigan St.	0	3				94 N Morehead St.	3	1	133 H St. John's (NY)	3	0	
						96 A Seton Hall	3	1	140 H DePaul	3	0	
						96 H Seton Hall	3	0	146 N Utah Valley	3	0	
									148 H Green Bay	3	0	
									150 H IPFW	3	0	
									154 N Tennessee	3	0	
									179 N Eastern Ky.	3	0	
									266 A Cincinnati	3	0	
									283 H UT Martin	3	0	
									297 H Wright St.	3	0	
<hr/>												
LAST 10 GAMES												
140 H DePaul	3	0	57 A Xavier	2	3							
11 H Marquette	1	3	96 H Seton Hall	3	0							
133 A St. John's (NY)	3	2	133 H St. John's (NY)	3	0							
96 A Seton Hall	3	1	9 H Creighton	3	1							
9 A Creighton	1	3	57 H Xavier	1	3							

Non-Div. I Games:	Marian (IN)	3	0
-------------------	-------------	---	---

Butler

Average RPI Win:	117	WON-LOST RECORD	WINNING PCT. RANK	LAST 10 GAMES	STRENGTH OF SCHEDULE	OPP. STRENGTH OF SCHEDULE	TEAM RPI	ADJ RPI	CONF. RPI	ADJ CONF. RPI		
DIV. I ONLY		14- 10	.58333	116	1- 9	22	18	44	.6105	40	2	2
DIV. I NON-CONF.		12- 0	1	1	0- 0	61	92	7	.67452	7	1	1
<hr/>												
TOTALS	RPI 1-25	RPI 26-50		W-L RECORDS		RPI 51-100		RPI 101-150		RPI 150+		
14- 10	2- 8	0- 2		OVERALL		5- 0		4- 0		3- 0		
4- 4	1- 4	0- 0		HOME		1- 0		2- 0		0- 0		
4- 6	1- 4	0- 2		AWAY		2- 0		1- 0		0- 0		
6- 0	0- 0	0- 0		NEUTRAL		2- 0		1- 0		3- 0		
12- 0	1- 0	0- 0		NON-CONFERENCE		4- 0		4- 0		3- 0		
3- 0	0- 0	0- 0		HOME		1- 0		2- 0		0- 0		
3- 0	1- 0	0- 0		AWAY		1- 0		1- 0		0- 0		
6- 0	0- 0	0- 0		NEUTRAL		2- 0		1- 0		3- 0		
2- 10	1- 8	0- 2		CONFERENCE		1- 0		0- 0		0- 0		
1- 4	1- 4	0- 0		HOME		0- 0		0- 0		0- 0		
1- 6	0- 4	0- 2		AWAY		1- 0		0- 0		0- 0		
0- 0	0- 0	0- 0		NEUTRAL		0- 0		0- 0		0- 0		
RPI	S	Opponent	Score	RPI	S	Opponent	Score	RPI	S	Opponent	Score	
2	A	Penn St.	0 3	30	A	Purdue	0 3	56	N	Western Ky.	3 2	
8	H	Nebraska	1 3	48	A	Northwestern	1 3	57	H	Xavier	3 1	
10	H	Minnesota	0 3					85	A	Northern Ill.	3 2	
13	H	Wisconsin	2 3					86	N	Valparaiso	3 0	
21	A	Florida St.	3 1					95	A	Indiana	3 2	
22	A	Michigan St.	0 3									
22	H	Michigan St.	0 3									
23	A	Illinois	1 3									
25	A	Michigan	2 3									
25	H	Michigan	3 1									
<hr/>												
LAST 10 GAMES												
25	A	Michigan	2 3	48	A	Northwestern	1 3					
22	A	Michigan St.	0 3	10	H	Minnesota	0 3					
8	H	Nebraska	1 3	13	H	Wisconsin	2 3					
2	A	Penn St.	0 3	95	A	Indiana	3 2					
23	A	Illinois	1 3	30	A	Purdue	0 3					

Non-Div. I Games:

Ohio St.

[illegible]

Non-Div. I Games:

Alabama

Average RPI Win:	143	WON-LOST RECORD	WINNING PCT. RANK	LAST 10 GAMES	STRENGTH OF SCHEDULE	OPP. STRENGTH OF SCHEDULE	TEAM RPI	ADJ RPI	CONF. RPI	ADJ CONF. RPI																								
DIV. I ONLY		20- 4	.83333	18	8- 2	92	84	36	.60994	42	9	9																						
DIV. I NON-CONF.		10- 2	.83333	33	0- 0	112	43	40	.61348	40	10	10																						
<hr/>																																		
TOTALS	RPI 1-25	RPI 26-50		W-L RECORDS		RPI 51-100		RPI 101-150		RPI 150+																								
20- 4	0- 1	1- 2		OVERALL		6- 0		7- 0		6- 1																								
7- 2	0- 0	0- 2		HOME		1- 0		3- 0		3- 0																								
7- 2	0- 1	1- 0		AWAY		3- 0		2- 0		1- 1																								
6- 0	0- 0	0- 0		NEUTRAL		2- 0		2- 0		2- 0																								
10- 2	0- 1	1- 1		NON-CONFERENCE		3- 0		3- 0		3- 0																								
2- 1	0- 0	0- 1		HOME		0- 0		1- 0		1- 0																								
2- 1	0- 1	1- 0		AWAY		1- 0		0- 0		0- 0																								
6- 0	0- 0	0- 0		NEUTRAL		2- 0		2- 0		2- 0																								
10- 2	0- 0	0- 1		CONFERENCE		3- 0		4- 0		3- 1																								
5- 1	0- 0	0- 1		HOME		1- 0		2- 0		2- 0																								
5- 1	0- 0	0- 0		AWAY		2- 0		2- 0		1- 1																								
0- 0	0- 0	0- 0		NEUTRAL		0- 0		0- 0		0- 0																								
RPI	S	Opponent	Score		RPI	S	Opponent	Score		RPI	S	Opponent	Score																					
25	A	Michigan	2	3	28	H	North Carolina	2	3	56	A	Western Ky.	3	0																				
					37	A	Oregon	3	0	68	N	Virginia	3	2																				
					45	H	Ball St.	2	3	71	H	Bowling Green	3	0																				
										85	A	Northern Ill.	3	1																				
										97	A	Western Mich.	3	2																				
										98	N	Maryland	3	0																				
												102	H	Toledo	3	1																		
												104	N	UNLV	3	0																		
												120	A	Buffalo	3	1																		
												120	H	Buffalo	3	1																		
												121	H	Dayton	3	0																		
												141	A	Eastern Mich.	3	1																		
												144	N	Marshall	3	1																		
												166	H	Miami (OH)	3	1																		
												195	A	Kent St.	1	3																		
												234	N	Eastern Wash.	3	0																		
												264	A	Akron	3	0																		
												264	H	Akron	3	0																		
												266	H	Cincinnati	3	0																		
												308	N	Bryant	3	0																		
LAST 10 GAMES																																		
120 H Buffalo					3					1					102 H Toledo					3					1									
264 H Akron					3					0										141 A Eastern Mich.					3					1				
97 A Western Mich.					3					2										195 A Kent St.					1					3				
85 A Northern Ill.					3					1										71 H Bowling Green					3					0				
45 H Ball St.					2					3										166 H Miami (OH)					3					1				

Non-Div. I Games:

Ohio

U
C
L
A

UCLA					Through Games Of Through Matches of Nov. 3, 2013															
Average RPI Win:		108	WON-LOST RECORD		WINNING PCT. RANK		LAST 10 GAMES		STRENGTH OF SCHEDULE		OPP. STRENGTH OF SCHEDULE		TEAM RPI		ADJ RPI		CONF. RPI		ADJ CONF. RPI	
DIV. I ONLY			12- 10		.54545 144		3- 7		13		15		45		.60845 43		1		1	
DIV. I NON-CONF.			9- 1		.9 23		0- 0		43		60		16		.66302 14		2		2	
TOTALS		RPI 1-25		RPI 26-50		W-L RECORDS		RPI 51-100		RPI 101-150		RPI 150+								
12- 10		1- 5		1- 5		OVERALL		4- 0		3- 0		3- 0								
1- 3		0- 2		0- 1		HOME		1- 0		0- 0		0- 0								
5- 7		0- 3		0- 4		AWAY		2- 0		2- 0		1- 0								
6- 0		1- 0		1- 0		NEUTRAL		1- 0		1- 0		2- 0								
9- 1		1- 1		1- 0		NON-CONFERENCE		2- 0		2- 0		3- 0								
0- 0		0- 0		0- 0		HOME		0- 0		0- 0		0- 0								
3- 1		0- 1		0- 0		AWAY		1- 0		1- 0		1- 0								
6- 0		1- 0		1- 0		NEUTRAL		1- 0		1- 0		2- 0								
3- 9		0- 4		0- 5		CONFERENCE		2- 0		1- 0		0- 0								
1- 3		0- 2		0- 1		HOME		1- 0		0- 0		0- 0								
2- 6		0- 2		0- 4		AWAY		1- 0		1- 0		0- 0								
0- 0		0- 0		0- 0		NEUTRAL		0- 0		0- 0		0- 0								
RPI	S	Opponent		Score		RPI	S	Opponent		Score		RPI	S	Opponent		Score				
4	H	Washington		1	3	27	A	Arizona		0	3	51	A	Arizona St.		3	0			
5	A	Southern California		1	3	29	A	California		2	3	59	H	Washington St.		3	1			
7	A	Stanford		1	3	29	H	California		0	3	93	A	Long Beach St.		3	2			
7	H	Stanford		0	3	32	A	Colorado		2	3	100	N	North Texas		3	0			
9	N	Creighton		3	1	37	A	Oregon		1	3									
16	A	Hawaii		0	3	47	N	Cal St. Northridge		3	2									
						LAST 10 GAMES														
						29	A	California		2	3	27	A	Arizona		0	3			
						7	A	Stanford		1	3	111	A	Oregon St.		3	2			
						59	H	Washington St.		3	1	37	A	Oregon		1	3			
						4	H	Washington		1	3	29	H	California		0	3			
						51	A	Arizona St.		3	0	7	H	Stanford		0	3			

U
C
L
A

Non-Div. I Games:

UCLA

Average RPI Win: 157		WON-LOST RECORD		WINNING PCT. RANK		LAST 10 GAMES		STRENGTH OF SCHEDULE		OPP. STRENGTH OF SCHEDULE		TEAM RPI		ADJ RPI		CONF. RPI		ADJ CONF. RPI	
DIV. I ONLY		17- 7		.70833 52		7- 3		42		68		40		.60827 44		6		6	
DIV. I NON-CONF.		9- 3		.75 57		0- 0		81		140		51		.59511 54		6		6	
TOTALS		RPI 1-25		RPI 26-50		W-L RECORDS		RPI 51-100		RPI 101-150		RPI 150+							
17- 7		1- 3		0- 2		OVERALL		5- 2		1- 0		10- 0							
9- 2		1- 1		0- 0		HOME		4- 1		1- 0		3- 0							
5- 4		0- 1		0- 2		AWAY		1- 1		0- 0		4- 0							
3- 1		0- 1		0- 0		NEUTRAL		0- 0		0- 0		3- 0							
9- 3		0- 2		0- 0		NON-CONFERENCE		1- 1		0- 0		8- 0							
4- 2		0- 1		0- 0		HOME		1- 1		0- 0		3- 0							
2- 0		0- 0		0- 0		AWAY		0- 0		0- 0		2- 0							
3- 1		0- 1		0- 0		NEUTRAL		0- 0		0- 0		3- 0							
8- 4		1- 1		0- 2		CONFERENCE		4- 1		1- 0		2- 0							
5- 0		1- 0		0- 0		HOME		3- 0		1- 0		0- 0							
3- 4		0- 1		0- 2		AWAY		1- 1		0- 0		2- 0							
0- 0		0- 0		0- 0		NEUTRAL		0- 0		0- 0		0- 0							
RPI S	Opponent		Score		RPI S	Opponent		Score		RPI S	Opponent		Score		RPI S	Opponent		Score	
6	N	Missouri	0	3	28	A	North Carolina	0	3	52	H	VCU	3	1	116	H	Pittsburgh	3	2
13	H	Wisconsin	1	3	36	A	Miami (FL)	0	3	53	H	Colgate	2	3	153	A	Syracuse	3	1
14	H	Duke	3	1						61	A	Virginia Tech	0	3	158	H	Appalachian St.	3	0
21	A	Florida St.	0	3						68	A	Virginia	3	0	159	A	Rice	3	1
										77	H	Wake Forest	3	0	181	N	Cleveland St.	3	0
										84	H	Notre Dame	3	1	196	N	Houston Baptist	3	1
										98	H	Maryland	3	1	204	A	Boston College	3	0
															231	H	Towson	3	1
															278	A	Canisius	3	0
															296	N	Hartford	3	0
															299	H	Binghamton	3	0
LAST 10 GAMES																			
21	A	Florida St.	0	3	61	A	Virginia Tech	0	3										
36	A	Miami (FL)	0	3	14	H	Duke	3	1										
98	H	Maryland	3	1	77	H	Wake Forest	3	0										
116	H	Pittsburgh	3	2	153	A	Syracuse	3	1										
68	A	Virginia	3	0	204	A	Boston College	3	0										

Non-Div. I Games:

North Carolina St.

Average RPI Win:		166	WON-LOST RECORD		WINNING PCT. RANK		LAST 10 GAMES		STRENGTH OF SCHEDULE		OPP. STRENGTH OF SCHEDULE		TEAM RPI		ADJ RPI		CONF. RPI		ADJ CONF. RPI				
Average RPI Loss:		62																					
DIV. I ONLY			22- 5		.81481 24		8- 2		87		119		43		.60645 45		9		9				
DIV. I NON-CONF.			12- 3		.8 42		0- 0		124		149		61		.58872 60		10		10				
TOTALS		RPI 1-25		RPI 26-50		W-L RECORDS		RPI 51-100		RPI 101-150		RPI 150+											
22- 5		0- 2		1- 0		OVERALL		3- 1		7- 2		11- 0											
8- 1		0- 0		0- 0		HOME		2- 1		4- 0		2- 0											
6- 3		0- 1		1- 0		AWAY		1- 0		2- 2		2- 0											
8- 1		0- 1		0- 0		NEUTRAL		0- 0		1- 0		7- 0											
12- 3		0- 2		0- 0		NON-CONFERENCE		1- 0		4- 1		7- 0											
2- 0		0- 0		0- 0		HOME		0- 0		2- 0		0- 0											
2- 2		0- 1		0- 0		AWAY		1- 0		1- 1		0- 0											
8- 1		0- 1		0- 0		NEUTRAL		0- 0		1- 0		7- 0											
10- 2		0- 0		1- 0		CONFERENCE		2- 1		3- 1		4- 0											
6- 1		0- 0		0- 0		HOME		2- 1		2- 0		2- 0											
4- 1		0- 0		1- 0		AWAY		0- 0		1- 1		2- 0											
0- 0		0- 0		0- 0		NEUTRAL		0- 0		0- 0		0- 0											
RPI S	Opponent		Score		RPI S	Opponent		Score		RPI S	Opponent		Score		RPI S	Opponent		Score					
10 A	Minnesota		0	3	42 A	Ohio		3	2	69 A	Col. of Charleston		3	1	102 A	Toledo		1	3				
14 N	Duke		0	3						71 H	Bowling Green		1	3	107 A	Iowa		3	1				
										85 H	Northern Ill.		3	0	114 A	South Fla.		2	3				
										97 H	Western Mich.		3	1	119 H	IUPUI		3	0				
															120 H	Buffalo		3	0				
															124 N	SMU		3	1				
															141 A	Eastern Mich.		3	0				
															141 H	Eastern Mich.		3	0				
															150 H	IPFW		3	2				
															166 H	Miami (OH)		3	1				
															178 A	Central Mich.		3	0				
															178 H	Central Mich.		3	0				
															195 A	Kent St.		3	1				
															203 N	Austin Peay		3	0				
															225 N	UNC Asheville		3	0				
															229 N	Western Ill.		3	0				
															229 N	Western Ill.		3	1				
															252 N	Ill.-Chicago		3	0				
															292 N	Drake		3	0				
															301 N	Citadel		3	0				
					LAST 10 GAMES																		
					141 H Eastern Mich.					3	0	195 A Kent St.					3	1					
					178 H Central Mich.					3	0	85 H Northern Ill.					3	0					
					166 H Miami (OH)					3	1	97 H Western Mich.					3	1					
					71 H Bowling Green					1	3	120 H Buffalo					3	0					
					42 A Ohio					3	2	102 A Toledo					1	3					

Non-Div. I Games:

Ball St.

Average RPI Win:	190	WON-LOST	WINNING	LAST 10	STRENGTH OF	OPP. STRENGTH	TEAM	ADJ	CONF.	ADJ CONF.					
Average RPI Loss:	39	RECORD	PCT. RANK	GAMES	SCHEDULE	OF SCHEDULE	RPI	RPI	RPI	RPI					
DIV. I ONLY		15- 4	.78947	28	9- 1	79	100	46	.60557	46	18	18			
DIV. I NON-CONF.		6- 3	.66667	85	0- 0	29	15	35	.62152	36	21	20			
<hr/>															
TOTALS	RPI 1-25	RPI 26-50		W-L RECORDS		RPI 51-100		RPI 101-150		RPI 150+					
15- 4	0- 3	0- 0		OVERALL		3- 0		1- 1		11- 0					
7- 1	0- 1	0- 0		HOME		2- 0		1- 0		4- 0					
4- 2	0- 0	0- 0		AWAY		0- 0		0- 1		4- 0					
4- 1	0- 1	0- 0		NEUTRAL		1- 0		0- 0		3- 0					
<hr/>															
6- 3	0- 3	0- 0		NON-CONFERENCE		3- 0		0- 0		3- 0					
2- 1	0- 1	0- 0		HOME		2- 0		0- 0		0- 0					
0- 1	0- 1	0- 0		AWAY		0- 0		0- 0		0- 0					
4- 1	0- 1	0- 0		NEUTRAL		1- 0		0- 0		3- 0					
<hr/>															
9- 1	0- 0	0- 0		CONFERENCE		0- 0		1- 1		8- 0					
5- 0	0- 0	0- 0		HOME		0- 0		1- 0		4- 0					
4- 1	0- 0	0- 0		AWAY		0- 0		0- 1		4- 0					
0- 0	0- 0	0- 0		NEUTRAL		0- 0		0- 0		0- 0					
<hr/>															
RPI S	Opponent	Score		RPI S	Opponent	Score		RPI S	Opponent	Score					
2 A	Penn St.	0	3			53 H	Colgate	3	0	139 A	Harvard	2	3		
6 H	Missouri	1	3			87 N	Army	3	1	139 H	Harvard	3	0		
7 N	Stanford	0	3			96 H	Seton Hall	3	2	175 H	Penn	3	1		
												179 N	Eastern Ky.	3	1
												215 A	Brown	3	0
												215 H	Brown	3	0
												217 A	Dartmouth	3	1
												217 H	Dartmouth	3	0
												222 N	Air Force	3	0
												238 A	Cornell	3	0
												250 N	Albany (NY)	3	0
												270 H	Princeton	3	1
												276 A	Columbia	3	1
<hr/>															
LAST 10 GAMES															
139 A Harvard				2	3	270 H Princeton				3	1				
217 A Dartmouth				3	1	175 H Penn				3	1				
215 A Brown				3	0	217 H Dartmouth				3	0				
276 A Columbia				3	1	139 H Harvard				3	0				
238 A Cornell				3	0	215 H Brown				3	0				

Non-Div. I Games:

Yale

Average RPI Win:		162	WON-LOST RECORD		WINNING PCT. RANK		LAST 10 GAMES		STRENGTH OF SCHEDULE		OPP. STRENGTH OF SCHEDULE		TEAM RPI		ADJ RPI		CONF. RPI		ADJ CONF. RPI	
DIV. I ONLY			19- 4		.82609 21		9- 1		124		72		47		.60499 47		8		8	
DIV. I NON-CONF.			10- 3		.76923 52		0- 0		77		79		44		.61017 44		8		8	
TOTALS		RPI 1-25		RPI 26-50		W-L RECORDS		RPI 51-100		RPI 101-150		RPI 150+								
19- 4		1- 2		0- 1		OVERALL		4- 1		3- 0		11- 0								
7- 0		1- 0		0- 0		HOME		2- 0		1- 0		3- 0								
6- 2		0- 1		0- 0		AWAY		1- 1		2- 0		3- 0								
6- 2		0- 1		0- 1		NEUTRAL		1- 0		0- 0		5- 0								
10- 3		0- 2		0- 1		NON-CONFERENCE		2- 0		1- 0		7- 0								
1- 0		0- 0		0- 0		HOME		0- 0		0- 0		1- 0								
3- 1		0- 1		0- 0		AWAY		1- 0		1- 0		1- 0								
6- 2		0- 1		0- 1		NEUTRAL		1- 0		0- 0		5- 0								
9- 1		1- 0		0- 0		CONFERENCE		2- 1		2- 0		4- 0								
6- 0		1- 0		0- 0		HOME		2- 0		1- 0		2- 0								
3- 1		0- 0		0- 0		AWAY		0- 1		1- 0		2- 0								
0- 0		0- 0		0- 0		NEUTRAL		0- 0		0- 0		0- 0								
RPI	S	Opponent			Score		RPI	S	Opponent			Score		RPI	S	Opponent			Score	
4	A	Washington			1	3	43	N	UCLA			2	3	63	A	UC Santa Barbara			0	3
9	N	Creighton			0	3							78	N	San Diego St.			3	2	
16	H	Hawaii			3	2							88	A	Fresno St.			3	2	
													89	H	UC Irvine			3	1	
													93	H	Long Beach St.			3	1	
													125	H	UC Davis			3	2	
													134	A	Northern Ariz.			3	1	
													138	A	Cal Poly			3	2	
													156	N	Santa Clara			3	0	
													159	N	Rice			3	2	
													160	N	Idaho			3	2	
													162	A	Cal St. Fullerton			3	0	
													162	H	Cal St. Fullerton			3	0	
													167	A	Denver			3	1	
													208	H	Seattle			3	0	
													272	N	Coppin St.			3	0	
													272	N	Coppin St.			3	0	
													295	A	UC Riverside			3	0	
													295	H	UC Riverside			3	0	
							LAST 10 GAMES													
							295	H	UC Riverside			3	0	89	H	UC Irvine			3	1
							162	H	Cal St. Fullerton			3	0	93	H	Long Beach St.			3	1
							16	H	Hawaii			3	2	162	A	Cal St. Fullerton			3	0
							138	A	Cal Poly			3	2	295	A	UC Riverside			3	0
							63	A	UC Santa Barbara			0	3	125	H	UC Davis			3	2

Non-Div. I Games:

Cal St. Northridge

Northwestern

Through Games Of Through Matches of Nov. 3, 2013

Average RPI Win:		112	WON-LOST RECORD		WINNING PCT. RANK		LAST 10 GAMES		STRENGTH OF SCHEDULE		OPP. STRENGTH OF SCHEDULE		TEAM RPI		ADJ RPI		CONF. RPI		ADJ CONF. RPI				
DIV. I ONLY			14- 10		.58333	116	5- 5		27		17		48		.60312	48		2		2			
DIV. I NON-CONF.			8- 4		.66667	85	0- 0		62		55		58		.59126	58		1		1			
TOTALS		RPI 1-25		RPI 26-50				W-L RECORDS		RPI 51-100				RPI 101-150				RPI 150+					
14- 10		1- 8		2- 1				OVERALL		2- 1				6- 0				3- 0					
9- 2		1- 2		1- 0				HOME		0- 0				4- 0				3- 0					
3- 6		0- 5		1- 0				AWAY		1- 1				1- 0				0- 0					
2- 2		0- 1		0- 1				NEUTRAL		1- 0				1- 0				0- 0					
8- 4		0- 2		0- 1				NON-CONFERENCE		1- 1				4- 0				3- 0					
6- 0		0- 0		0- 0				HOME		0- 0				3- 0				3- 0					
0- 2		0- 1		0- 0				AWAY		0- 1				0- 0				0- 0					
2- 2		0- 1		0- 1				NEUTRAL		1- 0				1- 0				0- 0					
6- 6		1- 6		2- 0				CONFERENCE		1- 0				2- 0				0- 0					
3- 2		1- 2		1- 0				HOME		0- 0				1- 0				0- 0					
3- 4		0- 4		1- 0				AWAY		1- 0				1- 0				0- 0					
0- 0		0- 0		0- 0				NEUTRAL		0- 0				0- 0				0- 0					
RPI	S	Opponent		Score		RPI	S	Opponent		Score		RPI	S	Opponent		Score		RPI	S	Opponent		Score	
2	H	Penn St.		0	3	27	N	Arizona		1	3	91	N	Milwaukee		3	2	107	A	Iowa		3	1
8	A	Nebraska		2	3	30	A	Purdue		3	2	95	A	Indiana		3	2	107	H	Iowa		3	0
8	H	Nebraska		1	3	40	H	Ohio St.		3	1	97	A	Western Mich.		2	3	108	N	Portland St.		3	0
10	A	Minnesota		1	3													114	H	South Fla.		3	2
16	A	Hawaii		0	3													119	H	IUPUI		3	0
19	N	Oklahoma		1	3													123	H	Boise St.		3	0
22	A	Michigan St.		0	3													166	H	Miami (OH)		3	0
23	H	Illinois		3	2													174	H	Belmont		3	1
25	A	Michigan		1	3													276	H	Columbia		3	0
LAST 10 GAMES																							
		8 A Nebraska		2	3			40 H Ohio St.		3	1												
		107 A Iowa		3	1			30 A Purdue		3	2												
		10 A Minnesota		1	3			95 A Indiana		3	2												
		23 H Illinois		3	2			22 A Michigan St.		0	3												
		2 H Penn St.		0	3			25 A Michigan		1	3												

Non-Div. I Games:

Northwestern

Average RPI Win: 125		WON-LOST	WINNING	LAST 10	STRENGTH OF		OPP. STRENGTH	TEAM	ADJ	CONF.	ADJ CONF.		
Average RPI Loss: 54		RECORD	PCT. RANK	GAMES	SCHEDULE		OF SCHEDULE	RPI	RPI	RPI	RPI		
DIV. I ONLY		15- 7	.68182	66	4- 6		66	32	52	.60052	49	4	4
DIV. I NON-CONF.		12- 1	.92308	10	1- 0		148	56	34	.62344	35	4	4
TOTALS		RPI 1-25	RPI 26-50		W-L RECORDS		RPI 51-100		RPI 101-150		RPI 150+		
15- 7		1- 3	3- 1		OVERALL		2- 2		4- 0		5- 1		
7- 2		1- 2	1- 0		HOME		1- 0		2- 0		2- 0		
4- 4		0- 1	2- 1		AWAY		1- 2		1- 0		0- 0		
4- 1		0- 0	0- 0		NEUTRAL		0- 0		1- 0		3- 1		
12- 1		0- 0	3- 0		NON-CONFERENCE		1- 0		4- 0		4- 1		
4- 0		0- 0	1- 0		HOME		0- 0		2- 0		1- 0		
4- 0		0- 0	2- 0		AWAY		1- 0		1- 0		0- 0		
4- 1		0- 0	0- 0		NEUTRAL		0- 0		1- 0		3- 1		
3- 6		1- 3	0- 1		CONFERENCE		1- 2		0- 0		1- 0		
3- 2		1- 2	0- 0		HOME		1- 0		0- 0		1- 0		
0- 4		0- 1	0- 1		AWAY		0- 2		0- 0		0- 0		
0- 0		0- 0	0- 0		NEUTRAL		0- 0		0- 0		0- 0		
RPI S	Opponent	Score	RPI S	Opponent	Score	RPI S	Opponent	Score	RPI S	Opponent	Score		
1 H	Texas	0 3	29 A	California	3 2	72 A	Missouri St.	3 0	104 A	UNLV	3 2		
17 H	Kansas	0 3	33 A	Iowa St.	0 3	73 A	West Virginia	1 3	137 H	Southern Ill.	3 0		
19 A	Oklahoma	1 3	34 A	Arkansas	3 0	75 H	TCU	3 2	138 N	Cal Poly	3 1		
19 H	Oklahoma	3 0	38 H	Tulsa	3 1	79 A	Baylor	1 3	149 H	Southeast Mo. St.	3 0		
									156 N	Santa Clara	0 3		
									162 N	Cal St. Fullerton	3 2		
									212 N	Saint Louis	3 1		
									217 H	Texas Tech	3 0		
									227 H	Siena	3 0		
									268 N	Portland	3 2		
LAST 10 GAMES													
19 H	Oklahoma	3 0	33 A	Iowa St.	0 3								
1 H	Texas	0 3	75 H	TCU	3 2								
79 A	Baylor	1 3	17 H	Kansas	0 3								
217 H	Texas Tech	3 0	73 A	West Virginia	1 3								
19 A	Oklahoma	1 3	72 A	Missouri St.	3 0								

Non-Div. I Games:

Kansas St.

Average RPI Win: 170		WON-LOST	WINNING	LAST 10	STRENGTH OF		OPP. STRENGTH	TEAM	ADJ	CONF.	ADJ CONF.				
Average RPI Loss: 33		RECORD	PCT. RANK	GAMES	SCHEDULE		OF SCHEDULE	RPI	RPI	RPI	RPI				
DIV. I ONLY		16- 7	.69565	58	9- 1		54	74	51	.59999	50	14	14		
DIV. I NON-CONF.		5- 7	.41667	209	1- 1		24	8	80	.56711	80	14	14		
TOTALS		RPI 1-25	RPI 26-50		W-L RECORDS		RPI 51-100		RPI 101-150		RPI 150+				
16- 7		0- 4	0- 0		OVERALL		3- 3		2- 0		11- 0				
6- 0		0- 0	0- 0		HOME		2- 0		1- 0		3- 0				
9- 3		0- 2	0- 0		AWAY		1- 1		1- 0		7- 0				
1- 4		0- 2	0- 0		NEUTRAL		0- 2		0- 0		1- 0				
5- 7		0- 4	0- 0		NON-CONFERENCE		2- 3		0- 0		3- 0				
2- 0		0- 0	0- 0		HOME		1- 0		0- 0		1- 0				
2- 3		0- 2	0- 0		AWAY		1- 1		0- 0		1- 0				
1- 4		0- 2	0- 0		NEUTRAL		0- 2		0- 0		1- 0				
11- 0		0- 0	0- 0		CONFERENCE		1- 0		2- 0		8- 0				
4- 0		0- 0	0- 0		HOME		1- 0		1- 0		2- 0				
7- 0		0- 0	0- 0		AWAY		0- 0		1- 0		6- 0				
0- 0		0- 0	0- 0		NEUTRAL		0- 0		0- 0		0- 0				
RPI S	Opponent	Score		RPI S	Opponent	Score		RPI S	Opponent	Score		RPI S	Opponent	Score	
2 A	Penn St.	0	3					55 A	Wichita St.	2	3	114 H	South Fla.	3	0
10 N	Minnesota	0	3					60 N	UNI	0	3	124 A	SMU	3	0
12 A	Kentucky	2	3					61 H	Virginia Tech	3	2	153 N	Syracuse	3	0
13 N	Wisconsin	0	3					76 N	Pepperdine	1	3	159 H	Rice	3	0
								82 A	Middle Tenn.	3	0	163 A	Temple	3	0
								92 H	UCF	3	1	163 H	Temple	3	1
												191 A	Houston	3	0
												198 A	Connecticut	3	0
												220 A	North Dakota St.	3	0
												228 A	Memphis	3	0
												228 H	Memphis	3	1
												266 A	Cincinnati	3	0
												280 A	Rutgers	3	1
				LAST 10 GAMES											
				228 A	Memphis	3	0	266 A	Cincinnati	3	0				
				163 A	Temple	3	0	55 A	Wichita St.	2	3				
				198 A	Connecticut	3	0	92 H	UCF	3	1				
				280 A	Rutgers	3	1	114 H	South Fla.	3	0				
				82 A	Middle Tenn.	3	0	191 A	Houston	3	0				

Non-Div. I Games:

Louisville

Average RPI Win:	138	WON-LOST RECORD	WINNING PCT. RANK	LAST 10 GAMES	STRENGTH OF SCHEDULE	OPP. STRENGTH OF SCHEDULE	TEAM RPI	ADJ RPI	CONF. RPI	ADJ CONF. RPI		
DIV. I ONLY		15- 9	.625	93	3- 7	44	22	53	.59988	51	1	1
DIV. I NON-CONF.		11- 1	.91667	13	0- 0	127	101	32	.62547	33	2	2
<hr/>												
TOTALS	RPI 1-25	RPI 26-50		W-L RECORDS		RPI 51-100		RPI 101-150		RPI 150+		
15- 9	1- 5	2- 3		OVERALL		1- 1		6- 0		5- 0		
5- 3	0- 1	1- 2		HOME		0- 0		2- 0		2- 0		
4- 6	0- 4	1- 1		AWAY		0- 1		3- 0		0- 0		
6- 0	1- 0	0- 0		NEUTRAL		1- 0		1- 0		3- 0		
11- 1	1- 1	0- 0		NON-CONFERENCE		1- 0		4- 0		5- 0		
3- 0	0- 0	0- 0		HOME		0- 0		1- 0		2- 0		
2- 1	0- 1	0- 0		AWAY		0- 0		2- 0		0- 0		
6- 0	1- 0	0- 0		NEUTRAL		1- 0		1- 0		3- 0		
4- 8	0- 4	2- 3		CONFERENCE		0- 1		2- 0		0- 0		
2- 3	0- 1	1- 2		HOME		0- 0		1- 0		0- 0		
2- 5	0- 3	1- 1		AWAY		0- 1		1- 0		0- 0		
0- 0	0- 0	0- 0		NEUTRAL		0- 0		0- 0		0- 0		
<hr/>												
RPI S	Opponent	Score		RPI S	Opponent	Score		RPI S	Opponent	Score		
1 N	Texas	3	0	27 H	Arizona	3	0	55 N	Wichita St.	3	0	
4 A	Washington	0	3	32 A	Colorado	1	3	59 A	Washington St.	2	3	
5 H	Southern California	0	3	37 A	Oregon	3	1					
7 A	Stanford	0	3	37 H	Oregon	1	3					
18 A	Utah	2	3	43 H	UCLA	0	3					
23 A	Illinois	2	3									

Non-Div. I Games:

Arizona St.

Average RPI Win: 177		WON-LOST RECORD		WINNING PCT. RANK		LAST 10 GAMES		STRENGTH OF SCHEDULE		OPP. STRENGTH OF SCHEDULE		TEAM RPI		ADJ RPI		CONF. RPI		ADJ CONF. RPI	
DIV. I ONLY		24- 5		.82759 20		9- 1		128		105		49		.59964 52		20		22	
DIV. I NON-CONF.		13- 4		.76471 56		2- 0		52		61		36		.62123 37		18		19	
TOTALS		RPI 1-25		RPI 26-50		W-L RECORDS		RPI 51-100		RPI 101-150		RPI 150+							
24- 5		0- 2		0- 1		OVERALL		4- 1		4- 0		16- 1							
9- 0		0- 0		0- 0		HOME		0- 0		1- 0		8- 0							
8- 3		0- 1		0- 1		AWAY		0- 0		3- 0		5- 1							
7- 2		0- 1		0- 0		NEUTRAL		4- 1		0- 0		3- 0							
13- 4		0- 2		0- 1		NON-CONFERENCE		4- 1		1- 0		8- 0							
3- 0		0- 0		0- 0		HOME		0- 0		0- 0		3- 0							
3- 2		0- 1		0- 1		AWAY		0- 0		1- 0		2- 0							
7- 2		0- 1		0- 0		NEUTRAL		4- 1		0- 0		3- 0							
11- 1		0- 0		0- 0		CONFERENCE		0- 0		3- 0		8- 1							
6- 0		0- 0		0- 0		HOME		0- 0		1- 0		5- 0							
5- 1		0- 0		0- 0		AWAY		0- 0		2- 0		3- 1							
0- 0		0- 0		0- 0		NEUTRAL		0- 0		0- 0		0- 0							
RPI S	Opponent		Score		RPI S	Opponent		Score		RPI S	Opponent		Score		RPI S	Opponent		Score	
12 A	Kentucky		2	3	44 A	North Carolina St.		1	3	53 N	Colgate		3	2	117 A	Duquesne		3	2
13 N	Wisconsin		2	3						55 N	Wichita St.		0	3	119 A	IUPUI		3	2
										81 N	Illinois St.		3	1	121 A	Dayton		3	2
										83 N	East Tenn. St.		3	0	121 H	Dayton		3	1
										83 N	East Tenn. St.		3	2	154 A	Tennessee		3	2
															157 A	George Washington		2	3
															157 H	George Washington		3	0
															165 N	FGCU		3	0
															182 A	Rhode Island		3	0
															182 H	Rhode Island		3	0
															194 H	Hampton		3	0
															199 H	William & Mary		3	1
															200 N	Liberty		3	0
															203 N	Austin Peay		3	0
															209 A	High Point		3	0
															212 H	Saint Louis		3	0
															265 A	George Mason		3	2
															265 H	George Mason		3	0
															279 H	Norfolk St.		3	0
															288 A	Fordham		3	0
															322 H	La Salle		3	0
LAST 10 GAMES																			
						182 H Rhode Island		3	0							212 H Saint Louis		3	0
						322 H La Salle		3	0							265 H George Mason		3	0
						182 A Rhode Island		3	0							157 A George Washington		2	3
						288 A Fordham		3	0							265 A George Mason		3	2
						199 H William & Mary		3	1							279 H Norfolk St.		3	0

Non-Div. I Games:

VCU

Average RPI Win: 199		WON-LOST RECORD		WINNING PCT. RANK		LAST 10 GAMES		STRENGTH OF SCHEDULE		OPP. STRENGTH OF SCHEDULE		TEAM RPI		ADJ RPI		CONF. RPI		ADJ CONF. RPI	
DIV. I ONLY		19- 6		.76 36		9- 1		69		146		50		.59961 53		15		15	
DIV. I NON-CONF.		8- 5		.61538 111		1- 0		26		119		53		.5969 51		20		21	
TOTALS		RPI 1-25		RPI 26-50		W-L RECORDS		RPI 51-100		RPI 101-150		RPI 150+							
19- 6		0- 2		1- 1		OVERALL		3- 2		1- 1		14- 0							
9- 1		0- 0		0- 0		HOME		1- 1		1- 0		7- 0							
7- 2		0- 0		1- 1		AWAY		1- 0		0- 1		5- 0							
3- 3		0- 2		0- 0		NEUTRAL		1- 1		0- 0		2- 0							
8- 5		0- 2		1- 1		NON-CONFERENCE		1- 1		1- 1		5- 0							
4- 0		0- 0		0- 0		HOME		0- 0		1- 0		3- 0							
1- 2		0- 0		1- 1		AWAY		0- 0		0- 1		0- 0							
3- 3		0- 2		0- 0		NEUTRAL		1- 1		0- 0		2- 0							
11- 1		0- 0		0- 0		CONFERENCE		2- 1		0- 0		9- 0							
5- 1		0- 0		0- 0		HOME		1- 1		0- 0		4- 0							
6- 0		0- 0		0- 0		AWAY		1- 0		0- 0		5- 0							
0- 0		0- 0		0- 0		NEUTRAL		0- 0		0- 0		0- 0							
RPI S	Opponent	Score		RPI S	Opponent	Score		RPI S	Opponent	Score		RPI S	Opponent	Score					
6 N	Missouri	0	3	44 A	North Carolina St.	3	2	52 N	VCU	2	3	105 A	LIU Brooklyn	2	3				
13 N	Wisconsin	0	3	46 A	Yale	0	3	62 H	American	2	3	133 H	St. John's (NY)	3	0				
								87 A	Army	3	0	170 A	Lehigh	3	1				
								87 H	Army	3	1	177 N	Fairfield	3	1				
								96 N	Seton Hall	3	2	202 H	Central Conn. St.	3	0				
												219 A	Navy	3	1				
												238 N	Cornell	3	0				
												239 A	Bucknell	3	0				
												239 H	Bucknell	3	0				
												250 H	Albany (NY)	3	0				
												256 A	Holy Cross	3	0				
												256 H	Holy Cross	3	0				
												261 A	Lafayette	3	0				
												261 H	Lafayette	3	0				
												269 H	Loyola Maryland	3	1				
												299 H	Binghamton	3	1				
				LAST 10 GAMES															
				256 A Holy Cross				239 A Bucknell				3 0							
				87 A Army				250 H Albany (NY)				3 0							
				261 H Lafayette				269 H Loyola Maryland				3 1							
				239 H Bucknell				62 H American				2 3							
				261 A Lafayette				219 A Navy				3 1							

Non-Div. I Games:

Colgate

Average RPI Win:		134	WON-LOST RECORD		WINNING PCT. RANK		LAST 10 GAMES		STRENGTH OF SCHEDULE		OPP. STRENGTH OF SCHEDULE		TEAM RPI		ADJ RPI		CONF. RPI		ADJ CONF. RPI								
Average RPI Loss:		35																									
DIV. I ONLY			11- 10		.52381 159		3- 7		14		36		55		.59905 54		3		3								
DIV. I NON-CONF.			8- 3		.72727 65		0- 0		71		80		49		.60503 46		3		3								
TOTALS		RPI 1-25		RPI 26-50		W-L RECORDS		RPI 51-100		RPI 101-150		RPI 150+															
11- 10		1- 5		2- 3		OVERALL		1- 1		3- 1		4- 0															
5- 4		1- 3		2- 1		HOME		0- 0		1- 0		1- 0															
3- 5		0- 2		0- 1		AWAY		1- 1		1- 1		1- 0															
3- 1		0- 0		0- 1		NEUTRAL		0- 0		1- 0		2- 0															
8- 3		1- 2		0- 1		NON-CONFERENCE		1- 0		2- 0		4- 0															
2- 1		1- 1		0- 0		HOME		0- 0		0- 0		1- 0															
3- 1		0- 1		0- 0		AWAY		1- 0		1- 0		1- 0															
3- 1		0- 0		0- 1		NEUTRAL		0- 0		1- 0		2- 0															
3- 7		0- 3		2- 2		CONFERENCE		0- 1		1- 1		0- 0															
3- 3		0- 2		2- 1		HOME		0- 0		1- 0		0- 0															
0- 4		0- 1		0- 1		AWAY		0- 1		0- 1		0- 0															
0- 0		0- 0		0- 0		NEUTRAL		0- 0		0- 0		0- 0															
RPI	S	Opponent		Score		RPI	S	Opponent		Score		RPI	S	Opponent		Score											
3	A	Florida		0 3		26	H	LSU		2 3		65	A	UTSA		3 1		110	A	North Dakota		3 1					
3	H	Florida		2 3		31	H	Georgia		3 0		67	A	Auburn		1 3		118	H	Mississippi St.		3 0					
6	H	Missouri		0 3		33	N	Iowa St.		1 3								126	N	Loyola Marymount		3 1					
20	A	Colorado St.		0 3		34	H	Arkansas		3 1								127	A	South Carolina		1 3					
21	H	Florida St.		3 0		41	A	Alabama		0 3								210	A	Northern Colo.		3 1					
25	H	Michigan		2 3														227	H	Siena		3 0					
																		243	N	Lamar		3 0					
																		285	N	South Dakota St.		3 0					
						LAST 10 GAMES																					
						3 H Florida						2 3								118 H Mississippi St.						3 0	
						6 H Missouri						0 3								26 H LSU						2 3	
						34 H Arkansas						3 1								127 A South Carolina						1 3	
						67 A Auburn						1 3								3 A Florida						0 3	
						41 A Alabama						0 3								31 H Georgia						3 0	

Average RPI Win:	161	WON-LOST RECORD	WINNING PCT. RANK	LAST 10 GAMES	STRENGTH OF SCHEDULE	OPP. STRENGTH OF SCHEDULE	TEAM RPI	ADJ RPI	CONF. RPI	ADJ CONF. RPI	
Average RPI Loss:	59										
DIV. I ONLY	21- 6	.77778	30	7- 3	108	83	56	.59457	55	12	12
DIV. I NON-CONF.	11- 3	.78571	45	1- 0	70	36	33	.62347	34	12	12
<hr/>											
TOTALS	RPI 1-25	RPI 26-50		W-L RECORDS	RPI 51-100		RPI 101-150		RPI 150+		
21- 6	0- 2	1- 0		OVERALL	7- 3		2- 1		11- 0		
8- 3	0- 2	1- 0		HOME	2- 1		1- 0		4- 0		
7- 2	0- 0	0- 0		AWAY	1- 1		1- 1		5- 0		
6- 1	0- 0	0- 0		NEUTRAL	4- 1		0- 0		2- 0		
<hr/>											
11- 3	0- 2	1- 0		NON-CONFERENCE	5- 1		1- 0		4- 0		
2- 2	0- 2	1- 0		HOME	1- 0		0- 0		0- 0		
3- 0	0- 0	0- 0		AWAY	0- 0		1- 0		2- 0		
6- 1	0- 0	0- 0		NEUTRAL	4- 1		0- 0		2- 0		
<hr/>											
10- 3	0- 0	0- 0		CONFERENCE	2- 2		1- 1		7- 0		
6- 1	0- 0	0- 0		HOME	1- 1		1- 0		4- 0		
4- 2	0- 0	0- 0		AWAY	1- 1		0- 1		3- 0		
0- 0	0- 0	0- 0		NEUTRAL	0- 0		0- 0		0- 0		
<hr/>											
RPI S	Opponent	Score		RPI S	Opponent	Score		RPI S	Opponent	Score	
9 H	Creighton	2	3	50 H	Louisville	3	2	51 N	Arizona St.	0	3
16 H	Hawaii	0	3					52 N	VCU	3	0
								60 A	UNI	3	1
								60 H	UNI	0	3
								64 N	Utah St.	3	2
								72 H	Missouri St.	3	0
								81 A	Illinois St.	1	3
								83 N	East Tenn. St.	3	0
								88 N	Fresno St.	3	1
								99 H	South Dakota	3	0

Non-Div. I Games:

Wichita St.

Average RPI Win:	179	WON-LOST RECORD	WINNING PCT. RANK	LAST 10 GAMES	STRENGTH OF SCHEDULE	OPP. STRENGTH OF SCHEDULE	TEAM RPI	ADJ RPI	CONF. RPI	ADJ CONF. RPI		
DIV. I ONLY		22- 5	.81481	24	9- 1	133	109	54	.59262	56	16	16
DIV. I NON-CONF.		10- 4	.71429	71	0- 0	83	62	57	.59326	57	17	16
<hr/>												
TOTALS	RPI 1-25	RPI 26-50		W-L RECORDS		RPI 51-100		RPI 101-150		RPI 150+		
22- 5	0- 2	1- 2		OVERALL		2- 0		5- 0		14- 1		
8- 1	0- 0	0- 1		HOME		1- 0		2- 0		5- 0		
10- 2	0- 1	1- 0		AWAY		0- 0		3- 0		6- 1		
4- 2	0- 1	0- 1		NEUTRAL		1- 0		0- 0		3- 0		
<hr/>												
10- 4	0- 2	1- 2		NON-CONFERENCE		2- 0		2- 0		5- 0		
4- 1	0- 0	0- 1		HOME		1- 0		1- 0		2- 0		
2- 1	0- 1	1- 0		AWAY		0- 0		1- 0		0- 0		
4- 2	0- 1	0- 1		NEUTRAL		1- 0		0- 0		3- 0		
<hr/>												
12- 1	0- 0	0- 0		CONFERENCE		0- 0		3- 0		9- 1		
4- 0	0- 0	0- 0		HOME		0- 0		1- 0		3- 0		
8- 1	0- 0	0- 0		AWAY		0- 0		2- 0		6- 1		
0- 0	0- 0	0- 0		NEUTRAL		0- 0		0- 0		0- 0		
<hr/>												
RPI S	Opponent	Score	RPI S	Opponent	Score	RPI S	Opponent	Score	RPI S	Opponent	Score	
5 N	Southern California	0 3	30 A	Purdue	3 2	68 H	Virginia	3 1	104 H	UNLV	3 0	
21 A	Florida St.	1 3	40 N	Ohio St.	2 3	97 N	Western Mich.	3 1	112 A	UALR	3 0	
			42 H	Ohio	0 3				121 A	Texas St.	3 0	
									121 A	Dayton	3 1	
									121 H	Texas St.	3 0	
									151 A	Texas-Arlington	3 0	
									151 H	Texas-Arlington	3 0	
									174 H	Belmont	3 1	
									176 A	Arkansas St.	3 0	
									176 H	Arkansas St.	3 0	
									201 A	South Ala.	3 0	
									214 A	La.-Lafayette	2 3	
									216 N	Florida A&M	3 0	
									235 A	Troy	3 0	
									247 A	Georgia St.	3 0	
									266 H	Cincinnati	3 0	
									284 N	Alabama A&M	3 0	
									290 A	La.-Monroe	3 0	
									290 H	La.-Monroe	3 1	
									297 N	Wright St.	3 0	
			LAST 10 GAMES									
			151 A Texas-Arlington			3 0			112 A UALR			3 0
			121 A Texas St.			3 0			214 A La.-Lafayette			2 3
			176 H Arkansas St.			3 0			290 H La.-Monroe			3 1
			290 A La.-Monroe			3 0			151 H Texas-Arlington			3 0
			176 A Arkansas St.			3 0			121 H Texas St.			3 0

Non-Div. I Games:

Western Ky.

Average RPI Win: 144		WON-LOST RECORD	WINNING PCT. RANK		LAST 10 GAMES	STRENGTH OF SCHEDULE	OPP. STRENGTH OF SCHEDULE	TEAM RPI	ADJ RPI	CONF. RPI	ADJ CONF. RPI						
Average RPI Loss: 50																	
DIV. I ONLY		16- 9	.64	86	7- 3	48	59	57	.59185	57	5	5					
DIV. I NON-CONF.		9- 6	.6	117	2- 0	125	100	109	.54376	108	7	7					
<hr/>																	
TOTALS		RPI 1-25		RPI 26-50		W-L RECORDS		RPI 51-100		RPI 101-150		RPI 150+					
16- 9		0- 4		2- 1		OVERALL		3- 3		6- 1		5- 0					
8- 3		0- 3		1- 0		HOME		2- 0		3- 0		2- 0					
6- 4		0- 1		1- 1		AWAY		1- 1		2- 1		2- 0					
2- 2		0- 0		0- 0		NEUTRAL		0- 2		1- 0		1- 0					
9- 6		0- 1		0- 1		NON-CONFERENCE		1- 3		3- 1		5- 0					
4- 1		0- 1		0- 0		HOME		1- 0		1- 0		2- 0					
3- 3		0- 0		0- 1		AWAY		0- 1		1- 1		2- 0					
2- 2		0- 0		0- 0		NEUTRAL		0- 2		1- 0		1- 0					
7- 3		0- 3		2- 0		CONFERENCE		2- 0		3- 0		0- 0					
4- 2		0- 2		1- 0		HOME		1- 0		2- 0		0- 0					
3- 1		0- 1		1- 0		AWAY		1- 0		1- 0		0- 0					
0- 0		0- 0		0- 0		NEUTRAL		0- 0		0- 0		0- 0					
RPI	S	Opponent		Score		RPI	S	Opponent		Score		RPI	S	Opponent		Score	
9	A	Creighton		2 3		39	A	Butler		3 1		62	N	American		2 3	
9	H	Creighton		1 3		39	H	Butler		3 2		88	N	Fresno St.		0 3	
11	H	Marquette		1 3		40	A	Ohio St.		1 3		89	A	UC Irvine		2 3	
25	H	Michigan		0 3								94	H	Morehead St.		3 0	
												96	A	Seton Hall		3 1	
												96	H	Seton Hall		3 1	
														</			

Non-Div. I Games:

Xavier

Average RPI Win:	219	WON-LOST RECORD	WINNING PCT. RANK	LAST 10 GAMES	STRENGTH OF SCHEDULE	OPP. STRENGTH OF SCHEDULE	TEAM RPI	ADJ RPI	CONF. RPI	ADJ CONF. RPI		
DIV. I ONLY		20- 3	.86957	10	10- 0	177	193	58	.5868	58	21	21
DIV. I NON-CONF.		8- 3	.72727	65	0- 0	151	144	81	.56422	81	24	23
<hr/>												
TOTALS	RPI 1-25		RPI 26-50		W-L RECORDS		RPI 51-100		RPI 101-150		RPI 150+	
20- 3	1- 2		0- 1		OVERALL		1- 0		1- 0		17- 0	
10- 0	0- 0		0- 0		HOME		1- 0		1- 0		8- 0	
8- 1	0- 0		0- 0		AWAY		0- 0		0- 0		8- 0	
2- 2	1- 2		0- 0		NEUTRAL		0- 0		0- 0		1- 0	
8- 3	1- 2		0- 1		NON-CONFERENCE		0- 0		0- 0		7- 0	
5- 0	0- 0		0- 0		HOME		0- 0		0- 0		5- 0	
1- 1	0- 0		0- 1		AWAY		0- 0		0- 0		1- 0	
2- 2	1- 2		0- 0		NEUTRAL		0- 0		0- 0		1- 0	
12- 0	0- 0		0- 0		CONFERENCE		1- 0		1- 0		10- 0	
5- 0	0- 0		0- 0		HOME		1- 0		1- 0		3- 0	
7- 0	0- 0		0- 0		AWAY		0- 0		0- 0		7- 0	
0- 0	0- 0		0- 0		NEUTRAL		0- 0		0- 0		0- 0	
RPI S	Opponent	Score	RPI S	Opponent	Score	RPI S	Opponent	Score	RPI S	Opponent	Score	
2 N	Penn St.	0 3	27 A	Arizona	1 3	90 H	Oral Roberts	3 1	103 H	Northwestern St.	3 1	
11 N	Marquette	2 3							152 H	A&M-Corpus Christi	3 1	
17 N	Kansas	3 1							165 A	FGCU	3 1	
									172 A	Sam Houston St.	3 1	
									186 A	Stephen F. Austin	3 0	
									186 H	Stephen F. Austin	3 0	
									196 H	Houston Baptist	3 1	
									243 A	Lamar	3 0	
									260 N	Morgan St.	3 0	
									271 A	Southeastern La.	3 0	
									274 A	McNeese St.	3 0	
									275 H	Tex.-Pan American	3 0	
									277 H	Louisiana Tech	3 0	
									290 H	La.-Monroe	3 0	
									291 A	Nicholls St.	3 0	
									306 A	New Orleans	3 0	
									312 H	Jackson St.	3 1	
									321 H	Ark.-Pine Bluff	3 0	
<hr/>												
LAST 10 GAMES												
			172 A	Sam Houston St.	3 1		291 A	Nicholls St.	3 0			
			243 A	Lamar	3 0		274 A	McNeese St.	3 0			
			186 A	Stephen F. Austin	3 0		90 H	Oral Roberts	3 1			
			152 H	A&M-Corpus Christi	3 1		186 H	Stephen F. Austin	3 0			
			196 H	Houston Baptist	3 1		103 H	Northwestern St.	3 1			

Non-Div. I Games: Incarnate Word 3 0 Abilene Christian 3 0

Central Ark.

Average RPI Win:	159	WON-LOST RECORD	WINNING PCT. RANK	LAST 10 GAMES	STRENGTH OF SCHEDULE	OPP. STRENGTH OF SCHEDULE	TEAM RPI	ADJ RPI	CONF. RPI	ADJ CONF. RPI		
DIV. I ONLY		16-9	.64	86	2-8	63	45	60	.5867	59	1	1
DIV. I NON-CONF.		13-0	1	1	0-0	222	170	45	.60541	45	2	2
<hr/>												
TOTALS	RPI 1-25	RPI 26-50		W-L RECORDS		RPI 51-100		RPI 101-150		RPI 150+		
16-9	1-4	1-5		OVERALL		4-0		1-0		9-0		
9-5	1-2	0-3		HOME		2-0		0-0		6-0		
3-4	0-2	0-2		AWAY		1-0		1-0		1-0		
4-0	0-0	1-0		NEUTRAL		1-0		0-0		2-0		
13-0	0-0	1-0		NON-CONFERENCE		3-0		0-0		9-0		
7-0	0-0	0-0		HOME		1-0		0-0		6-0		
2-0	0-0	0-0		AWAY		1-0		0-0		1-0		
4-0	0-0	1-0		NEUTRAL		1-0		0-0		2-0		
3-9	1-4	0-5		CONFERENCE		1-0		1-0		0-0		
2-5	1-2	0-3		HOME		1-0		0-0		0-0		
1-4	0-2	0-2		AWAY		0-0		1-0		0-0		
0-0	0-0	0-0		NEUTRAL		0-0		0-0		0-0		
RPI	S	Opponent	Score	RPI	S	Opponent	Score	RPI	S	Opponent	Score	
4	H	Washington	0 3	27	H	Arizona	2 3	51	H	Arizona St.	3 2	
5	A	Southern California	0 3	29	H	California	1 3	87	A	Army	3 1	
7	H	Stanford	0 3	32	A	Colorado	1 3	96	N	Seton Hall	3 2	
18	A	Utah	2 3	32	H	Colorado	2 3	99	H	South Dakota	3 0	
18	H	Utah	3 0	41	N	Alabama	3 0					
				43	A	UCLA	1 3					

Non-Div. I Games:

Washington St.

UNI				Through Games Of Through Matches of Nov. 3, 2013										
Average RPI Win:		170	WON-LOST	WINNING	LAST 10	STRENGTH OF		OPP. STRENGTH	TEAM	ADJ		CONF.	ADJ CONF.	
Average RPI Loss:		53	RECORD	PCT. RANK	GAMES	SCHEDULE		OF SCHEDULE	RPI	RPI		RPI	RPI	
DIV. I ONLY			18- 6	.75	37	114		78	59	.5855		60	12	
DIV. I NON-CONF.			8- 4	.66667	85	98		33	71	.57592		70	12	
TOTALS		RPI 1-25		RPI 26-50		W-L RECORDS		RPI 51-100		RPI 101-150		RPI 150+		
18- 6		0- 2		1- 1		OVERALL		5- 2		2- 1		10- 0		
7- 2		0- 0		0- 1		HOME		2- 1		2- 0		3- 0		
9- 2		0- 1		0- 0		AWAY		3- 0		0- 1		6- 0		
2- 2		0- 1		1- 0		NEUTRAL		0- 1		0- 0		1- 0		
8- 4		0- 2		1- 1		NON-CONFERENCE		1- 1		2- 0		4- 0		
3- 1		0- 0		0- 1		HOME		0- 0		2- 0		1- 0		
3- 1		0- 1		0- 0		AWAY		1- 0		0- 0		2- 0		
2- 2		0- 1		1- 0		NEUTRAL		0- 1		0- 0		1- 0		
10- 2		0- 0		0- 0		CONFERENCE		4- 1		0- 1		6- 0		
4- 1		0- 0		0- 0		HOME		2- 1		0- 0		2- 0		
6- 1		0- 0		0- 0		AWAY		2- 0		0- 1		4- 0		
0- 0		0- 0		0- 0		NEUTRAL		0- 0		0- 0		0- 0		
RPI S	Opponent		Score		RPI S	Opponent		Score		RPI S	Opponent		Score	
13 N	Wisconsin		2	3	33 H	Iowa St.		2	3	55 A	Wichita St.		3	0
18 A	Utah		1	3	50 N	Louisville		3	0	55 H	Wichita St.		1	3
										64 N	Utah St.		1	3
										72 A	Missouri St.		3	1
										72 H	Missouri St.		3	2
										81 H	Illinois St.		3	1
										85 A	Northern Ill.		3	0

Non-Div. I Games:

UNI

Average RPI Win:	136	WON-LOST RECORD	WINNING PCT. RANK	LAST 10 GAMES	STRENGTH OF SCHEDULE	OPP. STRENGTH OF SCHEDULE	TEAM RPI	ADJ RPI	CONF. RPI	ADJ CONF. RPI	
DIV. I ONLY		18- 8	.69231 62	5- 5	84	60	61	.58162 61	6	6	
DIV. I NON-CONF.		12- 2	.85714 28	0- 0	118	71	38	.61279 42	6	6	
<hr/>											
TOTALS	RPI 1-25	RPI 26-50		W-L RECORDS	RPI 51-100		RPI 101-150		RPI 150+		
18- 8	0- 2	1- 2		OVERALL	6- 1		4- 2		7- 1		
10- 3	0- 1	1- 1		HOME	2- 1		2- 0		5- 0		
3- 5	0- 1	0- 1		AWAY	3- 0		0- 2		0- 1		
5- 0	0- 0	0- 0		NEUTRAL	1- 0		2- 0		2- 0		
<hr/>											
12- 2	0- 1	0- 1		NON-CONFERENCE	3- 0		4- 0		5- 0		
6- 1	0- 1	0- 0		HOME	1- 0		2- 0		3- 0		
1- 1	0- 0	0- 1		AWAY	1- 0		0- 0		0- 0		
5- 0	0- 0	0- 0		NEUTRAL	1- 0		2- 0		2- 0		
<hr/>											
6- 6	0- 1	1- 1		CONFERENCE	3- 1		0- 2		2- 1		
4- 2	0- 0	1- 1		HOME	1- 1		0- 0		2- 0		
2- 4	0- 1	0- 0		AWAY	2- 0		0- 2		0- 1		
0- 0	0- 0	0- 0		NEUTRAL	0- 0		0- 0		0- 0		
<hr/>											
RPI S	Opponent	Score	RPI S	Opponent	Score	RPI S	Opponent	Score	RPI S	Opponent	Score
14 A	Duke	0 3	28 H	North Carolina	2 3	68 H	Virginia	1 3	109 A	Clemson	2 3
22 H	Michigan St.	2 3	44 H	North Carolina St.	3 0	71 N	Bowling Green	3 0	110 N	North Dakota	3 0
			50 A	Louisville	2 3	74 H	Lipscomb	3 0	113 H	Pacific	3 0
						77 A	Wake Forest	3 1	115 N	UAB	3 1
						82 A	Middle Tenn.	3 0	116 A	Pittsburgh	0 3
						84 H	Notre Dame	3 1	117 H	Duquesne	3 0
						98 A	Maryland	3 2	153 H	Syracuse	3 1
									159 N	Rice	3 0
									180 A	Georgia Tech	1 3
									199 H	William & Mary	3 1
									203 N	Austin Peay	3 0
									204 H	Boston College	3 0
									231 H	Towson	3 1
									305 H	Saint Francis (PA)	3 0
<hr/>											
LAST 10 GAMES											
180 A Georgia Tech					1 3	44 H North Carolina St.					3 0
109 A Clemson					2 3	153 H Syracuse					3 1
84 H Notre Dame					3 1	204 H Boston College					3 0
68 H Virginia					1 3	98 A Maryland					3 2
28 H North Carolina					2 3	116 A Pittsburgh					0 3

Non-Div. I Games:

Virginia Tech

Average RPI Win: 221		WON-LOST RECORD		WINNING PCT. RANK		LAST 10 GAMES		STRENGTH OF SCHEDULE		OPP. STRENGTH OF SCHEDULE		TEAM RPI		ADJ RPI		CONF. RPI		ADJ CONF. RPI	
DIV. I ONLY		24- 2		.92308 4		9- 1		233		225		62		.58131 62		15		15	
DIV. I NON-CONF.		14- 1		.93333 8		0- 0		224		248		66		.58062 68		20		21	
TOTALS		RPI 1-25		RPI 26-50		W-L RECORDS		RPI 51-100		RPI 101-150		RPI 150+							
24- 2		0- 0		0- 0		OVERALL		3- 2		0- 0		21- 0							
7- 1		0- 0		0- 0		HOME		0- 1		0- 0		7- 0							
10- 1		0- 0		0- 0		AWAY		1- 1		0- 0		9- 0							
7- 0		0- 0		0- 0		NEUTRAL		2- 0		0- 0		5- 0							
14- 1		0- 0		0- 0		NON-CONFERENCE		2- 1		0- 0		12- 0							
3- 0		0- 0		0- 0		HOME		0- 0		0- 0		3- 0							
4- 1		0- 0		0- 0		AWAY		0- 1		0- 0		4- 0							
7- 0		0- 0		0- 0		NEUTRAL		2- 0		0- 0		5- 0							
10- 1		0- 0		0- 0		CONFERENCE		1- 1		0- 0		9- 0							
4- 1		0- 0		0- 0		HOME		0- 1		0- 0		4- 0							
6- 0		0- 0		0- 0		AWAY		1- 0		0- 0		5- 0							
0- 0		0- 0		0- 0		NEUTRAL		0- 0		0- 0		0- 0							
RPI S	Opponent	Score		RPI S	Opponent	Score		RPI S	Opponent	Score		RPI S	Opponent	Score					
								53 A	Colgate	3	2	155 H	Georgetown	3	0				
								57 N	Xavier	3	2	162 A	Cal St. Fullerton	3	2				
								87 H	Army	1	3	170 A	Lehigh	3	1				
								88 N	Fresno St.	3	2	175 A	Penn	3	0				
								89 A	UC Irvine	1	3	219 A	Navy	3	0				
												226 H	UMBC	3	2				
												239 A	Bucknell	3	0				
												239 H	Bucknell	3	0				
												241 N	Manhattan	3	1				
												242 A	Sacred Heart	3	0				
												244 N	Howard	3	0				
												256 H	Holy Cross	3	0				
												261 A	Lafayette	3	0				
												261 H	Lafayette	3	0				
												265 H	George Mason	3	0				
												269 A	Loyola Maryland	3	0				
												269 H	Loyola Maryland	3	0				
												272 A	Coppin St.	3	0				
												294 N	Weber St.	3	0				
												313 N	UMES	3	0				
												322 N	La Salle	3	0				
				LAST 10 GAMES															
				261 H	Lafayette	3	0	53 A	Colgate	3	2								
				239 H	Bucknell	3	0	87 H	Army	1	3								
				269 A	Loyola Maryland	3	0	256 H	Holy Cross	3	0								
				219 A	Navy	3	0	269 H	Loyola Maryland	3	0								
				170 A	Lehigh	3	1	239 A	Bucknell	3	0								

Non-Div. I Games:

American

Average RPI Win:	168	WON-LOST RECORD	WINNING PCT. RANK	LAST 10 GAMES	STRENGTH OF SCHEDULE	OPP. STRENGTH OF SCHEDULE	TEAM RPI	ADJ RPI	CONF. RPI	ADJ CONF. RPI	
DIV. I ONLY		13- 8	.61905 100	8- 2	73	56	69	.57796 63	8	8	
DIV. I NON-CONF.		5- 7	.41667 209	0- 1	74	32	122	.53137 118	8	8	
<hr/>											
TOTALS	RPI 1-25	RPI 26-50		W-L RECORDS	RPI 51-100		RPI 101-150		RPI 150+		
13- 8	1- 4	1- 1		OVERALL	1- 3		4- 0		6- 0		
4- 2	0- 1	1- 0		HOME	1- 1		2- 0		0- 0		
4- 3	1- 1	0- 1		AWAY	0- 1		1- 0		2- 0		
5- 3	0- 2	0- 0		NEUTRAL	0- 1		1- 0		4- 0		
<hr/>											
5- 7	0- 4	0- 1		NON-CONFERENCE	0- 2		1- 0		4- 0		
0- 1	0- 1	0- 0		HOME	0- 0		0- 0		0- 0		
0- 3	0- 1	0- 1		AWAY	0- 1		0- 0		0- 0		
5- 3	0- 2	0- 0		NEUTRAL	0- 1		1- 0		4- 0		
<hr/>											
8- 1	1- 0	1- 0		CONFERENCE	1- 1		3- 0		2- 0		
4- 1	0- 0	1- 0		HOME	1- 1		2- 0		0- 0		
4- 0	1- 0	0- 0		AWAY	0- 0		1- 0		2- 0		
0- 0	0- 0	0- 0		NEUTRAL	0- 0		0- 0		0- 0		
<hr/>											
RPI S	Opponent	Score	RPI S	Opponent	Score	RPI S	Opponent	Score	RPI S	Opponent	Score
5 N	Southern California	1 3	27 A	Arizona	2 3	68 N	Virginia	2 3	125 H	UC Davis	3 2
7 H	Stanford	0 3	47 H	Cal St. Northridge	3 0	76 A	Pepperdine	1 3	131 N	New Mexico St.	3 2
15 A	San Diego	0 3				89 H	UC Irvine	3 0	138 A	Cal Poly	3 0
16 A	Hawaii	3 2				93 H	Long Beach St.	2 3	138 H	Cal Poly	3 1
20 N	Colorado St.	1 3							162 A	Cal St. Fullerton	3 0
									234 N	Eastern Wash.	3 0
									262 N	Wofford	3 0
									269 N	Loyola Maryland	3 0
									281 N	Nevada	3 2
									295 A	UC Riverside	3 0
<hr/>											
LAST 10 GAMES											
138 A Cal Poly 3 0					16 A Hawaii 3 2						
162 A Cal St. Fullerton 3 0					138 H Cal Poly 3 1						
295 A UC Riverside 3 0					89 H UC Irvine 3 0						
125 H UC Davis 3 2					93 H Long Beach St. 2 3						
47 H Cal St. Northridge 3 0					27 A Arizona 2 3						

Non-Div. I Games:

UC Santa Barbara

Average RPI Win:		170	WON-LOST RECORD		WINNING PCT. RANK		LAST 10 GAMES		STRENGTH OF SCHEDULE		OPP. STRENGTH OF SCHEDULE		TEAM RPI		ADJ RPI		CONF. RPI		ADJ CONF. RPI	
DIV. I ONLY			15- 8	.65217	80	7- 3			70	92	63	.57692	64	10	10					
DIV. I NON-CONF.			7- 4	.63636	104	1- 0			114	72	86	.55966	84	9	9					
TOTALS		RPI 1-25		RPI 26-50		W-L RECORDS		RPI 51-100		RPI 101-150		RPI 150+								
15- 8	0- 4			0- 0		OVERALL		2- 3		5- 1		8- 0								
5- 2	0- 1			0- 0		HOME		1- 1		3- 0		1- 0								
6- 4	0- 3			0- 0		AWAY		0- 1		1- 0		5- 0								
4- 2	0- 0			0- 0		NEUTRAL		1- 1		1- 1		2- 0								
7- 4	0- 2			0- 0		NON-CONFERENCE		1- 1		2- 1		4- 0								
1- 0	0- 0			0- 0		HOME		0- 0		1- 0		0- 0								
2- 2	0- 2			0- 0		AWAY		0- 0		0- 0		2- 0								
4- 2	0- 0			0- 0		NEUTRAL		1- 1		1- 1		2- 0								
8- 4	0- 2			0- 0		CONFERENCE		1- 2		3- 0		4- 0								
4- 2	0- 1			0- 0		HOME		1- 1		2- 0		1- 0								
4- 2	0- 1			0- 0		AWAY		0- 1		1- 0		3- 0								
0- 0	0- 0			0- 0		NEUTRAL		0- 0		0- 0		0- 0								
RPI	S	Opponent		Score		RPI	S	Opponent		Score		RPI	S	Opponent		Score				
14	A	Duke		0	3			55	N	Wichita St.		2	3	104	H	UNLV		3	1	
18	A	Utah		2	3			60	N	UNI		3	1	113	N	Pacific		3	2	
20	A	Colorado St.		1	3			66	H	New Mexico		0	3	123	A	Boise St.		3	1	
20	H	Colorado St.		2	3			78	H	San Diego St.		3	0	123	H	Boise St.		3	0	
								88	A	Fresno St.		1	3	127	N	South Carolina		1	3	
														146	H	Utah Valley		3	0	
														164	A	Wyoming		3	1	
														164	H	Wyoming		3	1	
														177	N	Fairfield		3	2	
														200	N	Liberty		3	0	
														254	A	San Jose St.		3	0	
														268	A	Portland		3	1	
														281	A	Nevada		3	0	
														294	A	Weber St.		3	0	
LAST 10 GAMES																				
						20	H	Colorado St.		2	3	146	H	Utah Valley		3	0			
						164	H	Wyoming		3	1	164	A	Wyoming		3	1			
						104	H	UNLV		3	1	20	A	Colorado St.		1	3			
						78	H	San Diego St.		3	0	66	H	New Mexico		0	3			
						281	A	Nevada		3	0	254	A	San Jose St.		3	0			

Non-Div. I Games:

Utah St.

UTSA					Through Games Of Through Matches of Nov. 3, 2013									
Average RPI Win:		176	WON-LOST RECORD		WINNING PCT. RANK	LAST 10 GAMES		STRENGTH OF SCHEDULE	OPP. STRENGTH OF SCHEDULE	TEAM RPI	ADJ RPI	CONF. RPI	ADJ CONF. RPI	
Average RPI Loss:		63												
DIV. I ONLY			18- 7		.72 49	9- 1		116	101	64	.57502 65	11	11	
DIV. I NON-CONF.			8- 6		.57143 140	0- 0		104	74	106	.54571 105	11	11	
<hr/>														
TOTALS		RPI 1-25		RPI 26-50		W-L RECORDS		RPI 51-100		RPI 101-150		RPI 150+		
18- 7		0- 1		0- 1		OVERALL		2- 4		4- 1		12- 0		
7- 3		0- 1		0- 0		HOME		1- 1		1- 1		5- 0		
8- 3		0- 0		0- 1		AWAY		1- 2		2- 0		5- 0		
3- 1		0- 0		0- 0		NEUTRAL		0- 1		1- 0		2- 0		
<hr/>														
8- 6		0- 1		0- 1		NON-CONFERENCE		0- 3		2- 1		6- 0		
3- 3		0- 1		0- 0		HOME		0- 1		1- 1		2- 0		
2- 2		0- 0		0- 1		AWAY		0- 1		0- 0		2- 0		
3- 1		0- 0		0- 0		NEUTRAL		0- 1		1- 0		2- 0		
<hr/>														
10- 1		0- 0		0- 0		CONFERENCE		2- 1		2- 0		6- 0		
4- 0		0- 0		0- 0		HOME		1- 0		0- 0		3- 0		
6- 1		0- 0		0- 0		AWAY		1- 1		2- 0		3- 0		
0- 0		0- 0		0- 0		NEUTRAL		0- 0		0- 0		0- 0		
<hr/>														
RPI S	Opponent		Score		RPI S	Opponent		Score		RPI S	Opponent		Score	
3 H	Florida		0 3		26 A	LSU		1 3		54 H	Texas A&M		1 3	
										70 A	Tulane		3 1	
										78 N	San Diego St.		1 3	
										79 A	Baylor		1 3	
										82 A	Middle Tenn.		0 3	
										100 H	North Texas		3 0	

Non-Div. I Games:

UTSA

Average RPI Win:		168	WON-LOST RECORD		WINNING PCT. RANK	LAST 10 GAMES		STRENGTH OF SCHEDULE		OPP. STRENGTH OF SCHEDULE	TEAM RPI	ADJ RPI	CONF. RPI	ADJ CONF. RPI
Average RPI Loss:		65												
DIV. I ONLY			17-5		.77273	32		7-3		164	94	65	.57484	66
DIV. I NON-CONF.			9-1		.9	23		1-0		201	115	54	.59399	56
TOTALS		RPI 1-25		RPI 26-50		W-L RECORDS		RPI 51-100		RPI 101-150		RPI 150+		
17-5		0-1		0-1		OVERALL		2-2		7-1		8-0		
8-2		0-1		0-0		HOME		1-0		2-1		5-0		
7-3		0-0		0-1		AWAY		1-2		3-0		3-0		
2-0		0-0		0-0		NEUTRAL		0-0		2-0		0-0		
9-1		0-0		0-1		NON-CONFERENCE		0-0		5-0		4-0		
5-0		0-0		0-0		HOME		0-0		2-0		3-0		
2-1		0-0		0-1		AWAY		0-0		1-0		1-0		
2-0		0-0		0-0		NEUTRAL		0-0		2-0		0-0		
8-4		0-1		0-0		CONFERENCE		2-2		2-1		4-0		
3-2		0-1		0-0		HOME		1-0		0-1		2-0		
5-2		0-0		0-0		AWAY		1-2		2-0		2-0		
0-0		0-0		0-0		NEUTRAL		0-0		0-0		0-0		
RPI	S	Opponent	Score		RPI	S	Opponent	Score		RPI	S	Opponent	Score	
20	H	Colorado St.	2	3	34	A	Arkansas	2	3	64	A	Utah St.	3	0
										78	A	San Diego St.	0	3
										78	H	San Diego St.	3	2
										88	A	Fresno St.	2	3
										103	N	Northwestern St.	3	0
										104	A	UNLV	3	1
										104	H	UNLV	1	3
										123	A	Boise St.	3	1
										131	A	New Mexico St.	3	2
										134	H	Northern Ariz.	3	0
										135	H	Idaho St.	3	0
										142	N	UMKC	3	0
										164	H	Wyoming	3	0
										180	H	Georgia Tech	3	1
										217	A	Texas Tech	3	0
										222	A	Air Force	3	1
										231	H	Towson	3	1
										254	A	San Jose St.	3	1
										281	H	Nevada	3	0
										295	H	UC Riverside	3	0
LAST 10 GAMES														
										78	A	San Diego St.	0	3
										88	A	Fresno St.	2	3
										104	A	UNLV	3	1
										104	H	UNLV	1	3
										78	H	San Diego St.	3	2
										123	A	Boise St.	3	1
										64	A	Utah St.	3	0
										254	A	San Jose St.	3	1

Non-Div. I Games: Abilene Christian 3 0

New Mexico

Average RPI Win: 166		WON-LOST RECORD	WINNING PCT. RANK		LAST 10 GAMES	STRENGTH OF SCHEDULE	OPP. STRENGTH OF SCHEDULE	TEAM RPI	ADJ RPI	CONF. RPI	ADJ CONF. RPI						
Average RPI Loss: 44																	
DIV. I ONLY		15- 8	.65217	80	6- 4	103	43	70	.57311	67	3	3					
DIV. I NON-CONF.		9- 3	.75	57	0- 0	268	110	115	.53411	114	3	3					
<hr/>																	
TOTALS		RPI 1-25		RPI 26-50		W-L RECORDS		RPI 51-100		RPI 101-150		RPI 150+					
15- 8		1- 4		1- 2		OVERALL		1- 1		3- 1		9- 0					
5- 4		0- 2		1- 1		HOME		1- 0		1- 1		2- 0					
6- 4		0- 2		0- 1		AWAY		0- 1		2- 0		4- 0					
4- 0		1- 0		0- 0		NEUTRAL		0- 0		0- 0		3- 0					
9- 3		1- 1		0- 0		NON-CONFERENCE		0- 1		0- 1		8- 0					
2- 2		0- 1		0- 0		HOME		0- 0		0- 1		2- 0					
3- 1		0- 0		0- 0		AWAY		0- 1		0- 0		3- 0					
4- 0		1- 0		0- 0		NEUTRAL		0- 0		0- 0		3- 0					
6- 5		0- 3		1- 2		CONFERENCE		1- 0		3- 0		1- 0					
3- 2		0- 1		1- 1		HOME		1- 0		1- 0		0- 0					
3- 3		0- 2		0- 1		AWAY		0- 0		2- 0		1- 0					
0- 0		0- 0		0- 0		NEUTRAL		0- 0		0- 0		0- 0					
RPI	S	Opponent		Score		RPI	S	Opponent		Score		RPI	S	Opponent		Score	
3	A	Florida		0 3		26	H	LSU		3 1		106	A	Ole Miss		3 1	
6	A	Missouri		0 3		34	A	Arkansas		1 3		84	A	Notre Dame		2 3	
8	N	Nebraska		3 1		41	H	Alabama		1 3							
12	H	Kentucky		0 3													
21	H	Florida St.		2 3													

Non-Div. I Games:

Auburn

Average RPI Win: 143		WON-LOST RECORD	WINNING PCT. RANK		LAST 10 GAMES		STRENGTH OF SCHEDULE		OPP. STRENGTH OF SCHEDULE		TEAM RPI	ADJ RPI	CONF. RPI	ADJ CONF. RPI
Average RPI Loss: 64			14- 10	.58333 116	6- 4	50	65	67	.57224 68	6	6			
DIV. I ONLY														
DIV. I NON-CONF.		7- 5	.58333 133	0- 0	55	102	77	.56961 75	6	6				
TOTALS		RPI 1-25	RPI 26-50		W-L RECORDS		RPI 51-100		RPI 101-150		RPI 150+			
14- 10		0- 2	0- 3		OVERALL		5- 3		3- 1		6- 1			
8- 3		0- 0	0- 2		HOME		2- 0		1- 0		5- 1			
5- 4		0- 1	0- 0		AWAY		2- 3		2- 0		1- 0			
1- 3		0- 1	0- 1		NEUTRAL		1- 0		0- 1		0- 0			
7- 5		0- 1	0- 1		NON-CONFERENCE		2- 2		1- 1		4- 0			
6- 0		0- 0	0- 0		HOME		1- 0		1- 0		4- 0			
0- 2		0- 0	0- 0		AWAY		0- 2		0- 0		0- 0			
1- 3		0- 1	0- 1		NEUTRAL		1- 0		0- 1		0- 0			
7- 5		0- 1	0- 2		CONFERENCE		3- 1		2- 0		2- 1			
2- 3		0- 0	0- 2		HOME		1- 0		0- 0		1- 1			
5- 2		0- 1	0- 0		AWAY		2- 1		2- 0		1- 0			
0- 0		0- 0	0- 0		NEUTRAL		0- 0		0- 0		0- 0			
RPI S	Opponent	Score	RPI S	Opponent	Score	RPI S	Opponent	Score	RPI S	Opponent	Score			
14 A	Duke	0 3	28 H	North Carolina	0 3	56 A	Western Ky.	1 3	104 N	UNLV	1 3			
20 N	Colorado St.	1 3	42 N	Ohio	2 3	61 A	Virginia Tech	3 1	109 A	Clemson	3 2			
			44 H	North Carolina St.	0 3	63 N	UC Santa Barbara	3 2	116 A	Pittsburgh	3 2			
						76 A	Pepperdine	1 3	144 H	Marshall	3 0			
						77 A	Wake Forest	3 0	153 H	Syracuse	1 3			
						84 H	Notre Dame	3 1	180 A	Georgia Tech	3 2			
						96 H	Seton Hall	3 1	183 H	James Madison	3 1			
						98 A	Maryland	1 3	199 H	William & Mary	3 1			
									204 H	Boston College	3 2			
									211 H	Montana	3 0			
									276 H	Columbia	3 1			
			LAST 10 GAMES											
			109 A	Clemson	3 2	28 H	North Carolina	0 3						
			180 A	Georgia Tech	3 2	204 H	Boston College	3 2						
			84 H	Notre Dame	3 1	153 H	Syracuse	1 3						
			61 A	Virginia Tech	3 1	116 A	Pittsburgh	3 2						
			44 H	North Carolina St.	0 3	98 A	Maryland	1 3						

Non-Div. I Games:

Virginia

Average RPI Win:	206	WON-LOST RECORD	WINNING PCT. RANK	LAST 10 GAMES	STRENGTH OF SCHEDULE	OPP. STRENGTH OF SCHEDULE	TEAM RPI	ADJ RPI	CONF. RPI	ADJ CONF. RPI			
DIV. I ONLY		20- 4	.83333	18	10- 0	199	187	66	.57025	69	13	13	
DIV. I NON-CONF.		10- 4	.71429	71	0- 0	235	217	124	.5246	123	13	13	
<hr/>													
TOTALS	RPI 1-25	RPI 26-50	W-L RECORDS			RPI 51-100	RPI 101-150			RPI 150+			
20- 4	0- 0	0- 1	OVERALL			1- 1	3- 2			16- 0			
11- 2	0- 0	0- 1	HOME			1- 0	1- 1			9- 0			
6- 2	0- 0	0- 0	AWAY			0- 1	2- 1			4- 0			
3- 0	0- 0	0- 0	NEUTRAL			0- 0	0- 0			3- 0			
<hr/>													
10- 4	0- 0	0- 1	NON-CONFERENCE			1- 1	0- 2			9- 0			
6- 2	0- 0	0- 1	HOME			1- 0	0- 1			5- 0			
1- 2	0- 0	0- 0	AWAY			0- 1	0- 1			1- 0			
3- 0	0- 0	0- 0	NEUTRAL			0- 0	0- 0			3- 0			
<hr/>													
10- 0	0- 0	0- 0	CONFERENCE			0- 0	3- 0			7- 0			
5- 0	0- 0	0- 0	HOME			0- 0	1- 0			4- 0			
5- 0	0- 0	0- 0	AWAY			0- 0	2- 0			3- 0			
0- 0	0- 0	0- 0	NEUTRAL			0- 0	0- 0			0- 0			
<hr/>													
RPI	S	Opponent	Score	RPI	S	Opponent	Score	RPI	S	Opponent	Score		
				45	H	Ball St.	1 3	93	A	Long Beach St.	1 3		
								95	H	Indiana	3 1		
										101	A	Northeastern	3 1
										124	H	SMU	1 3
										126	A	Loyola Marymount	0 3
										147	A	UNC Wilmington	3 1
										147	H	UNC Wilmington	3 0
										180	A	Georgia Tech	3 0
										183	A	James Madison	3 1
										183	H	James Madison	3 1
										189	H	Coastal Caro.	3 1
										199	A	William & Mary	3 0
										199	H	William & Mary	3 0
										205	A	Hofstra	3 2
										206	H	Delaware	3 0
										208	N	Seattle	3 1
										216	N	Florida A&M	3 0
										225	H	UNC Asheville	3 0
										231	H	Towson	3 1
										284	H	Alabama A&M	3 0
										287	N	Chattanooga	3 2
										307	H	Charleston So.	3 0
										324	H	South Carolina St.	3 0
				LAST 10 GAMES									
				231	H	Towson	3 1	147	A	UNC Wilmington	3 1		
				206	H	Delaware	3 0	199	A	William & Mary	3 0		
				147	H	UNC Wilmington	3 0	183	A	James Madison	3 1		
				183	H	James Madison	3 1	205	A	Hofstra	3 2		
				199	H	William & Mary	3 0	101	A	Northeastern	3 1		

Non-Div. I Games:

Col. of Charleston

T
u
l
a
n
e

Tulane					Through Games Of Through Matches of Nov. 3, 2013													
Average RPI Win:		223	WON-LOST RECORD		WINNING PCT. RANK	LAST 10 GAMES		STRENGTH OF SCHEDULE		OPP. STRENGTH OF SCHEDULE		TEAM RPI	ADJ RPI	CONF. RPI	ADJ CONF. RPI			
Average RPI Loss:		92																
DIV. I ONLY			22- 3		.88	8		9- 1		219		267		68	.56903	70	11	11
DIV. I NON-CONF.			14- 1		.93333	8		1- 0		266		309		89	.55547	89	11	11
TOTALS		RPI 1-25		RPI 26-50		W-L RECORDS		RPI 51-100		RPI 101-150		RPI 150+						
22- 3		0- 0		0- 0		OVERALL		0- 2		4- 1		18- 0						
10- 2		0- 0		0- 0		HOME		0- 1		1- 1		9- 0						
9- 1		0- 0		0- 0		AWAY		0- 1		2- 0		7- 0						
3- 0		0- 0		0- 0		NEUTRAL		0- 0		1- 0		2- 0						
14- 1		0- 0		0- 0		NON-CONFERENCE		0- 0		1- 1		13- 0						
6- 1		0- 0		0- 0		HOME		0- 0		0- 1		6- 0						
5- 0		0- 0		0- 0		AWAY		0- 0		0- 0		5- 0						
3- 0		0- 0		0- 0		NEUTRAL		0- 0		1- 0		2- 0						
8- 2		0- 0		0- 0		CONFERENCE		0- 2		3- 0		5- 0						
4- 1		0- 0		0- 0		HOME		0- 1		1- 0		3- 0						
4- 1		0- 0		0- 0		AWAY		0- 1		2- 0		2- 0						
0- 0		0- 0		0- 0		NEUTRAL		0- 0		0- 0		0- 0						
RPI	S	Opponent	Score		RPI	S	Opponent	Score		RPI	S	Opponent	Score					
							65 H UTSA	1 3		102 N Toledo			3 1					
							100 A North Texas	1 3		110 H North Dakota			1 3					
										115 A UAB			3 1					
										136 H UTEP			3 1					
										144 A Marshall			3 0					
										187 H Southern Miss.			3 1					
										188 A Youngstown St.			3 1					
										190 H Fla. Atlantic			3 0					
										192 A Radford			3 1					
										192 A Radford			3 1					
										193 H FIU			3 0					
										216 H Florida A&M			3 0					
										221 A East Carolina			3 1					
										240 H Texas Southern			3 0					
										243 H Lamar			3 0					
										246 A Charlotte			3 0					
										271 A Southeastern La.			3 1					
										282 H Rider			3 0					
										291 H Nicholls St.			3 2					
										305 N Saint Francis (PA)			3 0					
										306 A New Orleans			3 0					
										318 H Mississippi Val.			3 0					
										331 N Savannah St.			3 0					
					LAST 10 GAMES													
							100 A North Texas	1 3				221 A East Carolina	3 1					
							115 A UAB	3 1				246 A Charlotte	3 0					
							190 H Fla. Atlantic	3 0				144 A Marshall	3 0					
							193 H FIU	3 0				243 H Lamar	3 0					
							187 H Southern Miss.	3 1				136 H UTEP	3 1					

T
u
l
a
n
e

Non-Div. I Games:

Tulane

Average RPI Win: 147		WON-LOST	WINNING	LAST 10	STRENGTH OF		OPP. STRENGTH	TEAM	ADJ	CONF.	ADJ CONF.
Average RPI Loss: 58		RECORD	PCT. RANK	GAMES	SCHEDULE		OF SCHEDULE	RPI	RPI	RPI	RPI
DIV. I ONLY		12- 12	.5 174	6- 4	37		55	80	.56847 71	9	9
DIV. I NON-CONF.		4- 8	.33333 249	1- 0	20		12	107	.55117 95	10	10
TOTALS		RPI 1-25	RPI 26-50	W-L RECORDS	RPI 51-100		RPI 101-150	RPI 150+			
12- 12	1- 4		1- 2	OVERALL	1- 4		1- 2	8- 0			
7- 3	1- 2		0- 0	HOME	1- 0		1- 1	4- 0			
4- 5	0- 1		1- 1	AWAY	0- 2		0- 1	3- 0			
1- 4	0- 1		0- 1	NEUTRAL	0- 2		0- 0	1- 0			
4- 8	1- 4		0- 1	NON-CONFERENCE	0- 3		0- 0	3- 0			
2- 2	1- 2		0- 0	HOME	0- 0		0- 0	1- 0			
1- 2	0- 1		0- 0	AWAY	0- 1		0- 0	1- 0			
1- 4	0- 1		0- 1	NEUTRAL	0- 2		0- 0	1- 0			
8- 4	0- 0		1- 1	CONFERENCE	1- 1		1- 2	5- 0			
5- 1	0- 0		0- 0	HOME	1- 0		1- 1	3- 0			
3- 3	0- 0		1- 1	AWAY	0- 1		0- 1	2- 0			
0- 0	0- 0		0- 0	NEUTRAL	0- 0		0- 0	0- 0			
RPI S	Opponent	Score	RPI S	Opponent	Score	RPI S	Opponent	Score	RPI S	Opponent	Score
9 H	Creighton	0 3	30 N	Purdue	0 3	61 N	Virginia Tech	0 3	102 A	Toledo	1 3
11 H	Marquette	1 3	42 A	Ohio	0 3	84 A	Notre Dame	1 3	120 H	Buffalo	3 2
13 A	Wisconsin	0 3	45 A	Ball St.	3 1	85 H	Northern Ill.	3 0	141 H	Eastern Mich.	2 3
17 N	Kansas	2 3				91 N	Milwaukee	0 3	159 N	Rice	3 1
24 H	BYU	3 2				97 A	Western Mich.	1 3	166 A	Miami (OH)	3 2
									166 H	Miami (OH)	3 2
									173 A	Oakland	3 0
									178 H	Central Mich.	3 1
									188 H	Youngstown St.	3 0
									195 A	Kent St.	3 1
									264 H	Akron	3 0
			LAST 10 GAMES								
			97 A	Western Mich.	1 3	141 H	Eastern Mich.	2 3			
			166 H	Miami (OH)	3 2	173 A	Oakland	3 0			
			102 A	Toledo	1 3	264 H	Akron	3 0			
			45 A	Ball St.	3 1	120 H	Buffalo	3 2			
			178 H	Central Mich.	3 1	42 A	Ohio	0 3			

Non-Div. I Games:

Bowling Green

Average RPI Win:		189	WON-LOST RECORD		WINNING PCT. RANK		LAST 10 GAMES		STRENGTH OF SCHEDULE		OPP. STRENGTH OF SCHEDULE		TEAM RPI		ADJ RPI		CONF. RPI		ADJ CONF. RPI								
DIV. I ONLY			17- 9		.65385 79		7- 3		83		102		73		.56732 72		12		12								
DIV. I NON-CONF.			9- 4		.69231 80		1- 0		33		82		41		.61143 43		12		12								
TOTALS		RPI 1-25		RPI 26-50		W-L RECORDS		RPI 51-100		RPI 101-150		RPI 150+															
17- 9		0- 2		0- 2		OVERALL		2- 4		5- 1		10- 0															
7- 4		0- 1		0- 1		HOME		1- 1		1- 1		5- 0															
7- 4		0- 1		0- 0		AWAY		1- 3		2- 0		4- 0															
3- 1		0- 0		0- 1		NEUTRAL		0- 0		2- 0		1- 0															
9- 4		0- 2		0- 2		NON-CONFERENCE		2- 0		4- 0		3- 0															
3- 2		0- 1		0- 1		HOME		1- 0		1- 0		1- 0															
3- 1		0- 1		0- 0		AWAY		1- 0		1- 0		1- 0															
3- 1		0- 0		0- 1		NEUTRAL		0- 0		2- 0		1- 0															
8- 5		0- 0		0- 0		CONFERENCE		0- 4		1- 1		7- 0															
4- 2		0- 0		0- 0		HOME		0- 1		0- 1		4- 0															
4- 3		0- 0		0- 0		AWAY		0- 3		1- 0		3- 0															
0- 0		0- 0		0- 0		NEUTRAL		0- 0		0- 0		0- 0															
RPI	S	Opponent		Score		RPI	S	Opponent		Score		RPI	S	Opponent		Score											
19	H	Oklahoma		0	3	38	N	Tulsa		0	3	55	A	Wichita St.		0	3	101	N	Northeastern		3	2				
20	A	Colorado St.		0	3	49	H	Kansas St.		0	3	60	A	UNI		2	3	121	A	Dayton		3	1				
												60	H	UNI		1	3	133	N	St. John's (NY)		3	1				
												81	A	Illinois St.		1	3	137	A	Southern Ill.		3	1				
												82	H	Middle Tenn.		3	0	137	H	Southern Ill.		2	3				
												85	A	Northern Ill.		3	1	149	H	Southeast Mo. St.		3	0				
																		169	H	Loyola Chicago		3	0				
																		213	H	Bradley		3	0				
																		215	N	Brown		3	0				
																		230	A	New Hampshire		3	0				
																		233	A	Evansville		3	0				
																		233	H	Evansville		3	0				
																		249	A	Indiana St.		3	2				
																		284	H	Alabama A&M		3	0				
																		292	A	Drake		3	0				
																		292	H	Drake		3	0				
						LAST 10 GAMES																					
						233 A Evansville						3	0	213 H Bradley						3	0						
						137 A Southern Ill.						3	1	169 H Loyola Chicago						3	0						
						149 H Southeast Mo. St.						3	0	81 A Illinois St.						1	3						
						292 H Drake						3	0	249 A Indiana St.						3	2						
						60 H UNI						1	3	137 H Southern Ill.						2	3						

Non-Div. I Games:

Missouri St.

Average RPI Win:		199	WON-LOST	WINNING	LAST 10	STRENGTH OF		OPP. STRENGTH	TEAM	ADJ	CONF.	ADJ CONF.
Average RPI Loss:		61	RECORD	PCT. RANK	GAMES	SCHEDULE		OF SCHEDULE	RPI	RPI	RPI	RPI
DIV. I ONLY			17- 8	.68 69	3- 7	94		112	71	.56649 73	4	4
DIV. I NON-CONF.			14- 2	.875 27	1- 1	163		237	59	.58751 64	4	4
TOTALS		RPI 1-25	RPI 26-50		W-L RECORDS		RPI 51-100		RPI 101-150		RPI 150+	
17- 8	0- 3		1- 1		OVERALL		1- 2		1- 2		14- 0	
10- 4	0- 2		1- 0		HOME		0- 1		0- 1		9- 0	
3- 4	0- 1		0- 1		AWAY		1- 1		1- 1		1- 0	
4- 0	0- 0		0- 0		NEUTRAL		0- 0		0- 0		4- 0	
14- 2	0- 0		0- 0		NON-CONFERENCE		1- 0		1- 2		12- 0	
8- 1	0- 0		0- 0		HOME		0- 0		0- 1		8- 0	
2- 1	0- 0		0- 0		AWAY		1- 0		1- 1		0- 0	
4- 0	0- 0		0- 0		NEUTRAL		0- 0		0- 0		4- 0	
3- 6	0- 3		1- 1		CONFERENCE		0- 2		0- 0		2- 0	
2- 3	0- 2		1- 0		HOME		0- 1		0- 0		1- 0	
1- 3	0- 1		0- 1		AWAY		0- 1		0- 0		1- 0	
0- 0	0- 0		0- 0		NEUTRAL		0- 0		0- 0		0- 0	
RPI S Opponent	Score		RPI S Opponent	Score		RPI S Opponent	Score		RPI S Opponent	Score		
1 H Texas	0	3	33 A Iowa St.	0	3	75 A TCU	1	3	102 A Toledo	3	0	
17 H Kansas	1	3	49 H Kansas St.	3	1	79 H Baylor	0	3	117 A Duquesne	0	3	
19 A Oklahoma	0	3				94 A Morehead St.	3	1	144 H Marshall	1	3	
									155 H Georgetown	3	2	
									168 N Eastern Ill.	3	1	
									169 N Loyola Chicago	3	0	
									194 N Hampton	3	2	
									200 H Liberty	3	0	
									217 A Texas Tech	3	1	
									217 H Texas Tech	3	2	
									219 H Navy	3	0	
									226 H UMBC	3	1	
									232 N Campbell	3	0	
									278 H Canisius	3	0	
									279 H Norfolk St.	3	0	
									288 H Fordham	3	0	
									304 H Robert Morris	3	0	
LAST 10 GAMES												
217 H Texas Tech	3	2	304 H Robert Morris	3	0							
144 H Marshall	1	3	33 A Iowa St.	0	3							
19 A Oklahoma	0	3	79 H Baylor	0	3							
1 H Texas	0	3	217 A Texas Tech	3	1							
17 H Kansas	1	3	75 A TCU	1	3							

Non-Div. I Games:

West Virginia

Average RPI Win:		219	WON-LOST		WINNING		LAST 10		STRENGTH OF		OPP. STRENGTH		TEAM		ADJ		CONF.		ADJ CONF.	
Average RPI Loss:		65	RECORD		PCT. RANK		GAMES		SCHEDULE		OF SCHEDULE		RPI		RPI		RPI		RPI	
DIV. I ONLY			18- 6		.75		37		9- 1		158		168		76		.56463		74	
DIV. I NON-CONF.			6- 4		.6		117		0- 0		60		53		72		.57543		71	
TOTALS		RPI 1-25		RPI 26-50		W-L RECORDS		RPI 51-100		RPI 101-150		RPI 150+								
18- 6		0- 1		0- 1		OVERALL		0- 3		4- 1		14- 0								
9- 2		0- 1		0- 0		HOME		0- 1		2- 0		7- 0								
6- 3		0- 0		0- 1		AWAY		0- 1		0- 1		6- 0								
3- 1		0- 0		0- 0		NEUTRAL		0- 1		2- 0		1- 0								
6- 4		0- 1		0- 1		NON-CONFERENCE		0- 2		3- 0		3- 0								
3- 1		0- 1		0- 0		HOME		0- 0		1- 0		2- 0								
0- 2		0- 0		0- 1		AWAY		0- 1		0- 0		0- 0								
3- 1		0- 0		0- 0		NEUTRAL		0- 1		2- 0		1- 0								
12- 2		0- 0		0- 0		CONFERENCE		0- 1		1- 1		11- 0								
6- 1		0- 0		0- 0		HOME		0- 1		1- 0		5- 0								
6- 1		0- 0		0- 0		AWAY		0- 0		0- 1		6- 0								
0- 0		0- 0		0- 0		NEUTRAL		0- 0		0- 0		0- 0								
RPI	S	Opponent		Score		RPI	S	Opponent		Score		RPI	S	Opponent		Score				
12	H	Kentucky		0 3		31	A	Georgia		0 3		61	A	Virginia Tech		0 3				
												75	N	TCU		1 3				
												83	H	East Tenn. St.		2 3				
															117	N	Duquesne	3 1		
															128	A	Jacksonville	1 3		
															128	H	Jacksonville	3 2		
															132	N	Furman	3 0		
															145	H	Samford	3 0		
															165	A	FGCU	3 1		
															199	N	William & Mary	3 0		
															201	H	South Ala.	3 0		
															224	A	Kennesaw St.	3 0		
															224	H	Kennesaw St.	3 1		
															237	H	Jacksonville St.	3 0		
															245	A	Northern Ky.	3 0		
															245	H	Northern Ky.	3 1		
															248	A	North Florida	3 0		
															248	H	North Florida	3 0		
															255	A	Stetson	3 0		
															309	A	Mercer	3 0		
															309	H	Mercer	3 0		
															311	H	USC Upstate	3 0		
LAST 10 GAMES																				
						309	A	Mercer		3 0		165	A	FGCU		3 1				
						224	A	Kennesaw St.		3 0		224	H	Kennesaw St.		3 1				
						128	H	Jacksonville		3 2		309	H	Mercer		3 0				
						248	H	North Florida		3 0		245	H	Northern Ky.		3 1				
						255	A	Stetson		3 0		83	H	East Tenn. St.		2 3				

Non-Div. I Games:

Lipscomb

Average RPI Win:	143	WON-LOST RECORD	WINNING PCT. RANK	LAST 10 GAMES	STRENGTH OF SCHEDULE	OPP. STRENGTH OF SCHEDULE	TEAM RPI	ADJ RPI	CONF. RPI	ADJ CONF. RPI		
DIV. I ONLY		11- 10	.52381	159	4- 6	51	53	82	.56233	76	7	7
DIV. I NON-CONF.		6- 2	.75	57	0- 0	7	29	8	.67385	8	5	5
<hr/>												
TOTALS	RPI 1-25	RPI 26-50		W-L RECORDS		RPI 51-100		RPI 101-150		RPI 150+		
11- 10	1- 6	1- 1		OVERALL		2- 0		3- 2		4- 1		
6- 6	0- 4	0- 0		HOME		2- 0		1- 1		3- 1		
4- 4	1- 2	0- 1		AWAY		0- 0		2- 1		1- 0		
1- 0	0- 0	1- 0		NEUTRAL		0- 0		0- 0		0- 0		
<hr/>												
6- 2	1- 2	1- 0		NON-CONFERENCE		2- 0		0- 0		2- 0		
4- 2	0- 2	0- 0		HOME		2- 0		0- 0		2- 0		
1- 0	1- 0	0- 0		AWAY		0- 0		0- 0		0- 0		
1- 0	0- 0	1- 0		NEUTRAL		0- 0		0- 0		0- 0		
<hr/>												
5- 8	0- 4	0- 1		CONFERENCE		0- 0		3- 2		2- 1		
2- 4	0- 2	0- 0		HOME		0- 0		1- 1		1- 1		
3- 4	0- 2	0- 1		AWAY		0- 0		2- 1		1- 0		
0- 0	0- 0	0- 0		NEUTRAL		0- 0		0- 0		0- 0		
<hr/>												
RPI S	Opponent	Score		RPI S	Opponent	Score		RPI S	Opponent	Score		
12 A	Kentucky	3	0	35 A	St. Mary's (CA)	0	3	63 H	UC Santa Barbara	3	1	
13 H	Wisconsin	1	3	50 N	Louisville	3	1					
15 A	San Diego	0	3									
15 H	San Diego	0	3									
20 H	Colorado St.	1	3									
24 A	BYU	2	3									
24 H	BYU	1	3									
<hr/>												
LAST 10 GAMES												
24 A	BYU	2	3	35 A	St. Mary's (CA)	0	3	113 A	Pacific	3	2	
15 A	San Diego	0	3	113 A	Pacific	3	2	15 H	San Diego	0	3	
268 H	Portland	3	1	15 H	San Diego	0	3	24 H	BYU	1	3	
143 H	Gonzaga	3	2	24 H	BYU	1	3	143 A	Gonzaga	3	1	
126 A	Loyola Marymount	0	3	143 A	Gonzaga	3	1					

Non-Div. I Games:

Pepperdine

Average RPI Win:	174	WON-LOST RECORD	WINNING PCT. RANK	LAST 10 GAMES	STRENGTH OF SCHEDULE	OPP. STRENGTH OF SCHEDULE	TEAM RPI	ADJ RPI	CONF. RPI	ADJ CONF. RPI					
DIV. I ONLY		15- 9	.625	93	4- 6	75	95	74	.56223	77	6	6			
DIV. I NON-CONF.		11- 1	.91667	13	0- 0	153	194	47	.60085	49	6	6			
<hr/>															
TOTALS	RPI 1-25	RPI 26-50		W-L RECORDS		RPI 51-100		RPI 101-150		RPI 150+					
15- 9	0- 2	1- 2		OVERALL		2- 2		1- 1		11- 2					
5- 4	0- 1	1- 0		HOME		1- 2		0- 0		3- 1					
4- 5	0- 1	0- 2		AWAY		1- 0		1- 1		2- 1					
6- 0	0- 0	0- 0		NEUTRAL		0- 0		0- 0		6- 0					
11- 1	0- 0	0- 0		NON-CONFERENCE		1- 0		1- 0		9- 1					
3- 0	0- 0	0- 0		HOME		1- 0		0- 0		2- 0					
2- 1	0- 0	0- 0		AWAY		0- 0		1- 0		1- 1					
6- 0	0- 0	0- 0		NEUTRAL		0- 0		0- 0		6- 0					
4- 8	0- 2	1- 2		CONFERENCE		1- 2		0- 1		2- 1					
2- 4	0- 1	1- 0		HOME		0- 2		0- 0		1- 1					
2- 4	0- 1	0- 2		AWAY		1- 0		0- 1		1- 0					
0- 0	0- 0	0- 0		NEUTRAL		0- 0		0- 0		0- 0					
RPI	S	Opponent	Score	RPI	S	Opponent	Score	RPI	S	Opponent	Score				
14	A	Duke	0 3	28	A	North Carolina	0 3	61	H	Virginia Tech	1 3	109	A	Clemson	2 3
21	H	Florida St.	1 3	36	H	Miami (FL)	3 1	68	H	Virginia	0 3	142	A	UMKC	3 1
				44	A	North Carolina St.	0 3	83	H	East Tenn. St.	3 1	153	H	Syracuse	1 3
								84	A	Notre Dame	3 2	162	A	Cal St. Fullerton	2 3
												168	N	Eastern Ill.	3 0
												171	H	UNC Greensboro	3 0
												180	A	Georgia Tech	3 0
												181	N	Cleveland St.	3 0
												183	A	James Madison	3 0
												199	N	William & Mary	3 1
												204	H	Boston College	3 1
												221	H	East Carolina	3 0
												232	N	Campbell	3 1
												253	N	Gardner-Webb	3 0
												267	N	Presbyterian	3 1
				LAST 10 GAMES											
				153	H	Syracuse	1 3	109	A	Clemson	2 3				
				204	H	Boston College	3 1	28	A	North Carolina	0 3				
				21	H	Florida St.	1 3	44	A	North Carolina St.	0 3				
				36	H	Miami (FL)	3 1	14	A	Duke	0 3				
				180	A	Georgia Tech	3 0	84	A	Notre Dame	3 2				

Non-Div. I Games:

Wake Forest

Average RPI Win:		156	WON-LOST RECORD		WINNING PCT. RANK		LAST 10 GAMES		STRENGTH OF SCHEDULE		OPP. STRENGTH OF SCHEDULE		TEAM RPI		ADJ RPI		CONF. RPI		ADJ CONF. RPI	
Average RPI Loss:		74																		
DIV. I ONLY			12- 10		.54545 144		6- 4		39		107		77		.56161 78		10		10	
DIV. I NON-CONF.			5- 5		.5 164		0- 0		6		117		52		.5965 53		9		9	
TOTALS		RPI 1-25		RPI 26-50		W-L RECORDS		RPI 51-100		RPI 101-150		RPI 150+								
12- 10		0- 2		0- 2		OVERALL		3- 2		4- 3		5- 1								
7- 3		0- 1		0- 0		HOME		2- 0		2- 1		3- 1								
2- 6		0- 1		0- 1		AWAY		0- 2		1- 2		1- 0								
3- 1		0- 0		0- 1		NEUTRAL		1- 0		1- 0		1- 0								
5- 5		0- 1		0- 2		NON-CONFERENCE		1- 0		3- 2		1- 0								
2- 1		0- 0		0- 0		HOME		0- 0		2- 1		0- 0								
0- 3		0- 1		0- 1		AWAY		0- 0		0- 1		0- 0								
3- 1		0- 0		0- 1		NEUTRAL		1- 0		1- 0		1- 0								
7- 5		0- 1		0- 0		CONFERENCE		2- 2		1- 1		4- 1								
5- 2		0- 1		0- 0		HOME		2- 0		0- 0		3- 1								
2- 3		0- 0		0- 0		AWAY		0- 2		1- 1		1- 0								
0- 0		0- 0		0- 0		NEUTRAL		0- 0		0- 0		0- 0								
RPI S	Opponent		Score		RPI S	Opponent		Score		RPI S	Opponent		Score		RPI S	Opponent		Score		
15 A	San Diego		0	3	26 A	LSU		2	3	64 A	Utah St.		0	3	101 H	Northeastern		2	3	
20 H	Colorado St.		1	3	47 N	Cal St. Northridge		2	3	65 N	UTSA		3	1	104 A	UNLV		1	3	
										66 A	New Mexico		2	3	123 A	Boise St.		3	0	
										66 H	New Mexico		3	0	125 N	UC Davis		3	2	
										88 H	Fresno St.		3	1	129 H	San Francisco		3	0	
															134 A	Northern Ariz.		0	3	
															139 H	Harvard		3	1	
															160 N	Idaho		3	0	
															164 H	Wyoming		1	3	
															222 A	Air Force		3	1	
															222 H	Air Force		3	0	
															254 H	San Jose St.		3	0	
															281 H	Nevada		3	0	
				LAST 10 GAMES																
															66 H	New Mexico		3	0	
															222 H	Air Force		3	0	
															123 A	Boise St.		3	0	
															64 A	Utah St.		0	3	
															20 H	Colorado St.		1	3	
															164 H	Wyoming		1	3	
															222 A	Air Force		3	1	
															66 A	New Mexico		2	3	
															254 H	San Jose St.		3	0	
															88 H	Fresno St.		3	1	

Non-Div. I Games:

San Diego St.

Average RPI Win:	123	WON-LOST RECORD	WINNING PCT. RANK	LAST 10 GAMES	STRENGTH OF SCHEDULE	OPP. STRENGTH OF SCHEDULE	TEAM RPI	ADJ RPI	CONF. RPI	ADJ CONF. RPI		
DIV. I ONLY		11- 15	.42308 222	3- 7	19	48	79	.55909 79	4	4		
DIV. I NON-CONF.		8- 8	.5 164	0- 0	34	89	83	.55948 85	4	4		
<hr/>												
TOTALS	RPI 1-25	RPI 26-50		W-L RECORDS	RPI 51-100		RPI 101-150		RPI 150+			
11- 15	0- 5	1- 5		OVERALL	3- 1		3- 2		4- 2			
6- 8	0- 3	1- 3		HOME	1- 1		3- 0		1- 1			
4- 5	0- 2	0- 1		AWAY	1- 0		0- 1		3- 1			
1- 2	0- 0	0- 1		NEUTRAL	1- 0		0- 1		0- 0			
<hr/>												
8- 8	0- 1	0- 3		NON-CONFERENCE	2- 0		3- 2		3- 2			
5- 3	0- 0	0- 2		HOME	1- 0		3- 0		1- 1			
2- 3	0- 1	0- 0		AWAY	0- 0		0- 1		2- 1			
1- 2	0- 0	0- 1		NEUTRAL	1- 0		0- 1		0- 0			
<hr/>												
3- 7	0- 4	1- 2		CONFERENCE	1- 1		0- 0		1- 0			
1- 5	0- 3	1- 1		HOME	0- 1		0- 0		0- 0			
2- 2	0- 1	0- 1		AWAY	1- 0		0- 0		1- 0			
0- 0	0- 0	0- 0		NEUTRAL	0- 0		0- 0		0- 0			
<hr/>												
RPI S	Opponent	Score	RPI S	Opponent	Score	RPI S	Opponent	Score	RPI S	Opponent	Score	
1 H	Texas	1 <div>3</div>	26 N	LSU	2 <div>3</div>	65 H	UTSA	3 1	103 H	Northwestern St.	3 1	
17 A	Kansas	0 <div>3</div>	32 H	Colorado	0 <div>3</div>	73 A	West Virginia	3 0	118 H	Mississippi St.	3 1	
17 H	Kansas	1 <div>3</div>	33 A	Iowa St.	0 <div>3</div>	75 H	TCU	0 <div>3</div>	121 A	Texas St.	1 <div>3</div>	
19 H	Oklahoma	0 <div>3</div>	33 H	Iowa St.	0 <div>3</div>	100 N	North Texas	3 0	124 H	SMU	3 0	
20 A	Colorado St.	0 <div>3</div>	38 H	Tulsa	0 <div>3</div>				138 N	Cal Poly	2 <div>3</div>	
			49 H	Kansas St.	3 1				151 H	Texas-Arlington	1 <div>3</div>	
									158 H	Appalachian St.	3 0	
									159 A	Rice	3 1	
									191 A	Houston	3 2	
									210 A	Northern Colo.	0 <div>3</div>	
									217 A	Texas Tech	3 1	
<hr/>												
			LAST 10 GAMES									
			33 H Iowa St.			0 <div>3</div>	75 H TCU			0 <div>3</div>		
			17 A Kansas			0 <div>3</div>	73 A West Virginia			3 0		
			217 A Texas Tech			3 1	17 H Kansas			1 <div>3</div>		
			49 H Kansas St.			3 1	1 H Texas			1 <div>3</div>		
			19 H Oklahoma			0 <div>3</div>	33 A Iowa St.			0 <div>3</div>		

Non-Div. I Games:

Baylor

Average RPI Win:		211	WON-LOST RECORD		WINNING PCT. RANK		LAST 10 GAMES		STRENGTH OF SCHEDULE		OPP. STRENGTH OF SCHEDULE		TEAM RPI		ADJ RPI		CONF. RPI		ADJ CONF. RPI				
DIV. I ONLY			22- 4		.84615 15		8- 2		237		190		75		.55843 80		19		19				
DIV. I NON-CONF.			12- 2		.85714 28		0- 0		281		165		99		.54162 109		22		25				
TOTALS		RPI 1-25		RPI 26-50		W-L RECORDS		RPI 51-100		RPI 101-150		RPI 150+											
22- 4		0- 0		0- 1		OVERALL		1- 0		2- 2		19- 1											
11- 2		0- 0		0- 1		HOME		1- 0		1- 1		9- 0											
7- 2		0- 0		0- 0		AWAY		0- 0		1- 1		6- 1											
4- 0		0- 0		0- 0		NEUTRAL		0- 0		0- 0		4- 0											
12- 2		0- 0		0- 1		NON-CONFERENCE		1- 0		1- 0		10- 1											
6- 1		0- 0		0- 1		HOME		1- 0		0- 0		5- 0											
2- 1		0- 0		0- 0		AWAY		0- 0		1- 0		1- 1											
4- 0		0- 0		0- 0		NEUTRAL		0- 0		0- 0		4- 0											
10- 2		0- 0		0- 0		CONFERENCE		0- 0		1- 2		9- 0											
5- 1		0- 0		0- 0		HOME		0- 0		1- 1		4- 0											
5- 1		0- 0		0- 0		AWAY		0- 0		0- 1		5- 0											
0- 0		0- 0		0- 0		NEUTRAL		0- 0		0- 0		0- 0											
RPI	S	Opponent		Score		RPI	S	Opponent		Score		RPI	S	Opponent		Score		RPI	S	Opponent		Score	
				31	H	Georgia		0	3			90	H	Oral Roberts		3	1	106	A	Ole Miss		3	1
																		132	A	Furman		1	3
																		132	H	Furman		2	3
																		145	H	Samford		3	1
																		158	A	Appalachian St.		3	2
																		171	A	UNC Greensboro		3	0
																		171	H	UNC Greensboro		3	2
																		176	N	Arkansas St.		3	1
																		178	H	Central Mich.		3	0
																		185	A	Elon		3	0
																		185	H	Elon		3	1
																		197	A	Western Caro.		3	0
																		201	A	South Ala.		3	1
																		209	H	High Point		3	0
																		220	H	North Dakota St.		3	0
																		224	N	Kennesaw St.		3	0
																		235	A	Troy		0	3
																		251	N	Tennessee St.		3	0
																		262	A	Wofford		3	0
																		287	H	Chattanooga		3	1
																		301	H	Citadel		3	0
						LAST 10 GAMES												302	N	Southern Utah		3	0
						262	A	Wofford		3	0							307	H	Charleston So.		3	0
						132	A	Furman		1	3							312	H	Jackson St.		3	0
						145	H	Samford		3	1												
						287	H	Chattanooga		3	1												
						197	A	Western Caro.		3	0												

Non-Div. I Games:

Ga. Southern

Average RPI Win:	170	WON-LOST RECORD	WINNING PCT. RANK	LAST 10 GAMES	STRENGTH OF SCHEDULE	OPP. STRENGTH OF SCHEDULE	TEAM RPI	ADJ RPI	CONF. RPI	ADJ CONF. RPI			
DIV. I ONLY		14- 10	.58333 116	5- 5	67	88	81	.5571 82	11	11			
DIV. I NON-CONF.		8- 6	.57143 140	0- 1	53	39	74	.57371 73	11	11			
<hr/>													
TOTALS	RPI 1-25	RPI 26-50		W-L RECORDS	RPI 51-100		RPI 101-150		RPI 150+				
14- 10	0- 2	0- 3		OVERALL	2- 3		5- 1		7- 1				
7- 5	0- 0	0- 3		HOME	2- 1		3- 1		2- 0				
4- 4	0- 1	0- 0		AWAY	0- 2		1- 0		3- 1				
3- 1	0- 1	0- 0		NEUTRAL	0- 0		1- 0		2- 0				
<hr/>													
8- 6	0- 2	0- 2		NON-CONFERENCE	1- 2		4- 0		3- 0				
4- 3	0- 0	0- 2		HOME	1- 1		2- 0		1- 0				
1- 2	0- 1	0- 0		AWAY	0- 1		1- 0		0- 0				
3- 1	0- 1	0- 0		NEUTRAL	0- 0		1- 0		2- 0				
<hr/>													
6- 4	0- 0	0- 1		CONFERENCE	1- 1		1- 1		4- 1				
3- 2	0- 0	0- 1		HOME	1- 0		1- 1		1- 0				
3- 2	0- 0	0- 0		AWAY	0- 1		0- 0		3- 1				
0- 0	0- 0	0- 0		NEUTRAL	0- 0		0- 0		0- 0				
<hr/>													
RPI S	Opponent	Score	RPI S	Opponent	Score	RPI S	Opponent	Score	RPI S	Opponent	Score		
6 A	Missouri	0 3	28 H	North Carolina	0 3	61 H	Virginia Tech	0 3	110 H	North Dakota	3 2		
19 N	Oklahoma	0 3	38 H	Tulsa	1 3	65 H	UTSA	3 0	115 H	UAB	3 1		
			50 H	Louisville	0 3	72 A	Missouri St.	0 3	129 H	San Francisco	3 2		
						84 H	Notre Dame	3 1	136 H	UTEP	1 3		
						100 A	North Texas	1 3	137 A	Southern Ill.	3 2		
									149 N	Southeast Mo. St.	3 0		
									159 A	Rice	3 0		
									187 H	Southern Miss.	3 1		
									203 H	Austin Peay	3 2		
									221 A	East Carolina	2 3		
									231 N	Towson	3 0		
									246 A	Charlotte	3 2		
									277 A	Louisiana Tech	3 0		
									284 N	Alabama A&M	3 0		
<hr/>													
LAST 10 GAMES													
221 A East Carolina					2	3	277 A Louisiana Tech					3	0
38 H Tulsa					1	3	65 H UTSA					3	0
187 H Southern Miss.					3	1	136 H UTEP					1	3
50 H Louisville					0	3	115 H UAB					3	1
246 A Charlotte					3	2	100 A North Texas					1	3

Non-Div. I Games:

Middle Tenn.

Average RPI Win:		218	WON-LOST RECORD		WINNING PCT. RANK		LAST 10 GAMES		STRENGTH OF SCHEDULE		OPP. STRENGTH OF SCHEDULE		TEAM RPI		ADJ RPI		CONF. RPI		ADJ CONF. RPI		
Average RPI Loss:		78																			
DIV. I ONLY			19- 7		.73077	45	9- 1		173		157		84		.55578	83	23		25		
DIV. I NON-CONF.			6- 6		.5	164	0- 0		69		57		101		.54804	100	25		24		
TOTALS		RPI 1-25		RPI 26-50			W-L RECORDS		RPI 51-100			RPI 101-150			RPI 150+						
19- 7	0- 1				0- 0	OVERALL		1- 4			2- 1			16- 1							
6- 0	0- 0				0- 0	HOME		0- 0			1- 0			5- 0							
10- 3	0- 1				0- 0	AWAY		1- 1			1- 1			8- 0							
3- 4	0- 0				0- 0	NEUTRAL		0- 3			0- 0			3- 1							
6- 6	0- 1				0- 0	NON-CONFERENCE		0- 4			2- 0			4- 1							
1- 0	0- 0				0- 0	HOME		0- 0			1- 0			0- 0							
2- 2	0- 1				0- 0	AWAY		0- 1			1- 0			1- 0							
3- 4	0- 0				0- 0	NEUTRAL		0- 3			0- 0			3- 1							
13- 1	0- 0				0- 0	CONFERENCE		1- 0			0- 1			12- 0							
5- 0	0- 0				0- 0	HOME		0- 0			0- 0			5- 0							
8- 1	0- 0				0- 0	AWAY		1- 0			0- 1			7- 0							
0- 0	0- 0				0- 0	NEUTRAL		0- 0			0- 0			0- 0							
RPI	S	Opponent		Score		RPI	S	Opponent		Score		RPI	S	Opponent		Score					
12	A	Kentucky		0	3				52	N	VCU	0	3	128	A	Jacksonville	2	3			
									52	N	VCU	2	3	132	H	Furman	3	0			
									55	N	Wichita St.	0	3	144	A	Marshall	3	2			
									74	A	Lipscomb	3	2	154	A	Tennessee	3	1			
									77	A	Wake Forest	1	3	165	A	FGCU	3	2			
															165	H	FGCU	3	0		
															171	N	UNC Greensboro	2	3		
															200	N	Liberty	3	0		
															203	N	Austin Peay	3	1		
															221	N	East Carolina	3	0		
															224	A	Kennesaw St.	3	1		
															224	H	Kennesaw St.	3	0		
															245	A	Northern Ky.	3	1		
															248	A	North Florida	3	2		
															255	A	Stetson	3	2		
															255	H	Stetson	3	0		
															309	A	Mercer	3	1		
															309	H	Mercer	3	1		
															311	A	USC Upstate	3	0		
															311	H	USC Upstate	3	0		
						LAST 10 GAMES															
						255 A Stetson			3	2	248 A North Florida			3	2						
						165 A FGCU			3	2	128 A Jacksonville			2	3						
						224 H Kennesaw St.			3	0	165 H FGCU			3	0						
						311 H USC Upstate			3	0	255 H Stetson			3	0						
						309 H Mercer			3	1	74 A Lipscomb			3	2						

Non-Div. I Games:

East Tenn. St.

Average RPI Win: 126		WON-LOST	WINNING	LAST 10	STRENGTH OF		OPP. STRENGTH	TEAM	ADJ	CONF.	ADJ CONF.
Average RPI Loss: 47		RECORD	PCT. RANK	GAMES	SCHEDULE		OF SCHEDULE	RPI	RPI	RPI	RPI
DIV. I ONLY		10- 13	.43478	215	32		38	85	.55572	84	6
DIV. I NON-CONF.		6- 4	.6	117	85		22	78	.56717	79	6
TOTALS		RPI 1-25	RPI 26-50		W-L RECORDS		RPI 51-100		RPI 101-150		RPI 150+
10- 13	0- 3	1- 5		OVERALL		3- 4		2- 1		4- 0	
7- 4	0- 2	1- 1		HOME		3- 1		1- 0		2- 0	
1- 7	0- 1	0- 2		AWAY		0- 3		0- 1		1- 0	
2- 2	0- 0	0- 2		NEUTRAL		0- 0		1- 0		1- 0	
6- 4	0- 1	0- 2		NON-CONFERENCE		2- 1		1- 0		3- 0	
4- 1	0- 0	0- 1		HOME		2- 0		0- 0		2- 0	
0- 2	0- 1	0- 0		AWAY		0- 1		0- 0		0- 0	
2- 1	0- 0	0- 1		NEUTRAL		0- 0		1- 0		1- 0	
4- 9	0- 2	1- 3		CONFERENCE		1- 3		1- 1		1- 0	
3- 3	0- 2	1- 0		HOME		1- 1		1- 0		0- 0	
1- 5	0- 0	0- 2		AWAY		0- 2		0- 1		1- 0	
0- 1	0- 0	0- 1		NEUTRAL		0- 0		0- 0		0- 0	
RPI S	Opponent	Score	RPI S	Opponent	Score	RPI S	Opponent	Score	RPI S	Opponent	Score
14 H	Duke	1 3	28 A	North Carolina	0 3	61 A	Virginia Tech	1 3	109 A	Clemson	0 3
17 A	Kansas	1 3	28 N	North Carolina	0 3	67 H	Auburn	3 2	116 H	Pittsburgh	3 2
21 H	Florida St.	0 3	30 H	Purdue	2 3	68 A	Virginia	1 3	129 N	San Francisco	3 2
			31 N	Georgia	1 3	71 H	Bowling Green	3 1	169 H	Loyola Chicago	3 0
			36 H	Miami (FL)	3 1	77 H	Wake Forest	2 3	173 H	Oakland	3 1
			44 A	North Carolina St.	1 3	82 A	Middle Tenn.	1 3	180 A	Georgia Tech	3 0
						98 H	Maryland	3 1	220 N	North Dakota St.	3 1
LAST 10 GAMES											
			116 H	Pittsburgh	3 2	36 H	Miami (FL)	3 1			
			98 H	Maryland	3 1	180 A	Georgia Tech	3 0			
			68 A	Virginia	1 3	109 A	Clemson	0 3			
			61 A	Virginia Tech	1 3	77 H	Wake Forest	2 3			
			21 H	Florida St.	0 3	14 H	Duke	1 3			

Non-Div. I Games:

Notre Dame

Average RPI Win:		178	WON-LOST RECORD		WINNING PCT. RANK		LAST 10 GAMES		STRENGTH OF SCHEDULE		OPP. STRENGTH OF SCHEDULE		TEAM RPI		ADJ RPI		CONF. RPI		ADJ CONF. RPI	
DIV. I ONLY			15- 11		.57692 126		6- 4		76		103		89		.55238 85		9		9	
DIV. I NON-CONF.			8- 6		.57143 140		0- 0		91		121		104		.54661 102		10		10	
TOTALS		RPI 1-25		RPI 26-50		W-L RECORDS		RPI 51-100		RPI 101-150		RPI 150+								
15- 11		0- 1		0- 3		OVERALL		2- 3		3- 4		10- 0								
12- 5		0- 1		0- 2		HOME		1- 2		3- 0		8- 0								
2- 5		0- 0		0- 1		AWAY		1- 1		0- 3		1- 0								
1- 1		0- 0		0- 0		NEUTRAL		0- 0		0- 1		1- 0								
8- 6		0- 1		0- 1		NON-CONFERENCE		0- 2		2- 2		6- 0								
7- 4		0- 1		0- 1		HOME		0- 2		2- 0		5- 0								
0- 1		0- 0		0- 0		AWAY		0- 0		0- 1		0- 0								
1- 1		0- 0		0- 0		NEUTRAL		0- 0		0- 1		1- 0								
7- 5		0- 0		0- 2		CONFERENCE		2- 1		1- 2		4- 0								
5- 1		0- 0		0- 1		HOME		1- 0		1- 0		3- 0								
2- 4		0- 0		0- 1		AWAY		1- 1		0- 2		1- 0								
0- 0		0- 0		0- 0		NEUTRAL		0- 0		0- 0		0- 0								
RPI	S	Opponent			Score		RPI	S	Opponent			Score		RPI	S	Opponent			Score	
5	H	Southern California			1	3	40	H	Ohio St.			2	3	60	H	UNI			0	3
							42	H	Ohio			1	3	71	A	Bowling Green			0	3
							45	A	Ball St.			0	3	72	H	Missouri St.			1	3
														97	A	Western Mich.			3	2
														97	H	Western Mich.			3	1
														102	A	Toledo			2	3
														112	N	UALR			0	3
														120	A	Buffalo			2	3
														131	A	New Mexico St.			1	3
														141	H	Eastern Mich.			3	1
														148	H	Green Bay			3	2
														150	H	IPFW			3	1
														157	H	George Washington			3	0
														166	H	Miami (OH)			3	1
														173	H	Oakland			3	0
														174	H	Belmont			3	1
														178	H	Central Mich.			3	1
														195	H	Kent St.			3	0
														200	H	Liberty			3	0
														229	H	Western Ill.			3	2
														264	A	Akron			3	1
														302	N	Southern Utah			3	2
LAST 10 GAMES						LAST 10 GAMES														
166 H Miami (OH)						3	1	120 A Buffalo						2	3					
97 H Western Mich.						3	1	45 A Ball St.						0	3					
195 H Kent St.						3	0	102 A Toledo						2	3					
42 H Ohio						1	3	178 H Central Mich.						3	1					
264 A Akron						3	1	141 H Eastern Mich.						3	1					

Non-Div. I Games:

Northern Ill.

Average RPI Win: 199		WON-LOST RECORD		WINNING PCT. RANK		LAST 10 GAMES		STRENGTH OF SCHEDULE		OPP. STRENGTH OF SCHEDULE		TEAM RPI		ADJ RPI		CONF. RPI		ADJ CONF. RPI					
Average RPI Loss: 125																							
DIV. I ONLY		22- 5		.81481		24		9- 1		232		183		83		.55223		86		17		17	
DIV. I NON-CONF.		14- 3		.82353		37		3- 0		231		185		88		.55213		91		16		17	
TOTALS		RPI 1-25		RPI 26-50		W-L RECORDS		RPI 51-100		RPI 101-150		RPI 150+											
22- 5		0- 0		0- 1		OVERALL		4- 1		4- 2		14- 1											
8- 1		0- 0		0- 0		HOME		1- 1		3- 0		4- 0											
9- 2		0- 0		0- 0		AWAY		3- 0		1- 2		5- 0											
5- 2		0- 0		0- 1		NEUTRAL		0- 0		0- 0		5- 1											
14- 3		0- 0		0- 1		NON-CONFERENCE		3- 0		3- 1		8- 1											
4- 0		0- 0		0- 0		HOME		1- 0		2- 0		1- 0											
5- 1		0- 0		0- 0		AWAY		2- 0		1- 1		2- 0											
5- 2		0- 0		0- 1		NEUTRAL		0- 0		0- 0		5- 1											
8- 2		0- 0		0- 0		CONFERENCE		1- 1		1- 1		6- 0											
4- 1		0- 0		0- 0		HOME		0- 1		1- 0		3- 0											
4- 1		0- 0		0- 0		AWAY		1- 0		0- 1		3- 0											
0- 0		0- 0		0- 0		NEUTRAL		0- 0		0- 0		0- 0											
RPI S	Opponent	Score		RPI S	Opponent	Score		RPI S	Opponent	Score		RPI S	Opponent	Score									
				40 N	Ohio St.	0	3	81 A	Illinois St.	3	1	107 H	Iowa	3	1								
								87 H	Army	3	1	119 A	IUPUI	3	2								
								91 A	Milwaukee	3	1	120 A	Buffalo	1	3								
								91 H	Milwaukee	0	3	141 H	Eastern Mich.	3	2								
								92 A	UCF	3	2	148 A	Green Bay	2	3								
												148 H	Green Bay	3	2								
												173 H	Oakland	3	1								
												181 A	Cleveland St.	3	2								
												182 H	Rhode Island	3	0								
												188 A	Youngstown St.	3	0								
												228 N	Memphis	0	3								
												233 A	Evansville	3	1								
												248 N	North Florida	3	0								
												252 A	Ill.-Chicago	3	1								
												252 H	Ill.-Chicago	3	0								
												273 N	SIU Edwardsville	3	1								
												289 N	Alabama St.	3	0								
												297 H	Wright St.	3	0								
												313 N	UMES	3	0								
												317 A	Chicago St.	3	0								
												321 N	Ark.-Pine Bluff	3	0								
				LAST 10 GAMES																			
				148 A	Green Bay	2	3	297 H	Wright St.	3	0												
				91 A	Milwaukee	3	1	173 H	Oakland	3	1												
				317 A	Chicago St.	3	0	119 A	IUPUI	3	2												
				252 H	Ill.-Chicago	3	0	181 A	Cleveland St.	3	2												
				81 A	Illinois St.	3	1	188 A	Youngstown St.	3	0												

Non-Div. I Games:

Valparaiso

Average RPI Win: 213		WON-LOST RECORD	WINNING PCT. RANK		LAST 10 GAMES		STRENGTH OF SCHEDULE		OPP. STRENGTH OF SCHEDULE		TEAM RPI	ADJ RPI		CONF. RPI	ADJ CONF. RPI		
Average RPI Loss: 75																	
DIV. I ONLY		12- 10	.54545	144	7- 3		57		135		90	.5511	87	15	15		
DIV. I NON-CONF.		3- 7	.3	264	0- 0		35		67		143	.51338	139	20	21		
TOTALS		RPI 1-25		RPI 26-50		W-L RECORDS		RPI 51-100		RPI 101-150		RPI 150+					
12- 10		0- 1		0- 2		OVERALL		1- 5		0- 1		11- 1					
6- 4		0- 0		0- 1		HOME		0- 3		0- 0		6- 0					
4- 3		0- 0		0- 0		AWAY		1- 2		0- 0		3- 1					
2- 3		0- 1		0- 1		NEUTRAL		0- 0		0- 1		2- 0					
3- 7		0- 1		0- 2		NON-CONFERENCE		0- 3		0- 1		3- 0					
1- 3		0- 0		0- 1		HOME		0- 2		0- 0		1- 0					
0- 1		0- 0		0- 0		AWAY		0- 1		0- 0		0- 0					
2- 3		0- 1		0- 1		NEUTRAL		0- 0		0- 1		2- 0					
9- 3		0- 0		0- 0		CONFERENCE		1- 2		0- 0		8- 1					
5- 1		0- 0		0- 0		HOME		0- 1		0- 0		5- 0					
4- 2		0- 0		0- 0		AWAY		1- 1		0- 0		3- 1					
0- 0		0- 0		0- 0		NEUTRAL		0- 0		0- 0		0- 0					
RPI	S	Opponent		Score		RPI	S	Opponent		Score		RPI	S	Opponent		Score	
7	N	Stanford		0 3		41	H	Alabama		1 3		53	A	Colgate		1 3	
						46	N	Yale		1 3		53	H	Colgate		0 3	
												59	H	Washington St.		1 3	
												62	A	American		3 1	
												86	A	Valparaiso		1 3	
												96	H	Seton Hall		2 3	
								</									

Non-Div. I Games:

Army

Average RPI Win:		173	WON-LOST RECORD		WINNING PCT. RANK		LAST 10 GAMES		STRENGTH OF SCHEDULE		OPP. STRENGTH OF SCHEDULE		TEAM RPI		ADJ RPI		CONF. RPI		ADJ CONF. RPI		
DIV. I ONLY			15- 9		.625 93		8- 2		122		89		91		.55109 88		10		10		
DIV. I NON-CONF.			6- 6		.5 164		0- 0		57		63		98		.55059 96		9		9		
TOTALS		RPI 1-25		RPI 26-50		W-L RECORDS		RPI 51-100		RPI 101-150		RPI 150+									
15- 9		0- 2		0- 2		OVERALL		4- 3		1- 1		10- 1									
8- 4		0- 0		0- 2		HOME		2- 0		0- 1		6- 1									
6- 2		0- 1		0- 0		AWAY		1- 1		1- 0		4- 0									
1- 3		0- 1		0- 0		NEUTRAL		1- 2		0- 0		0- 0									
6- 6		0- 1		0- 2		NON-CONFERENCE		2- 2		0- 0		4- 1									
3- 3		0- 0		0- 2		HOME		0- 0		0- 0		3- 1									
2- 0		0- 0		0- 0		AWAY		1- 0		0- 0		1- 0									
1- 3		0- 1		0- 0		NEUTRAL		1- 2		0- 0		0- 0									
9- 3		0- 1		0- 0		CONFERENCE		2- 1		1- 1		6- 0									
5- 1		0- 0		0- 0		HOME		2- 0		0- 1		3- 0									
4- 2		0- 1		0- 0		AWAY		0- 1		1- 0		3- 0									
0- 0		0- 0		0- 0		NEUTRAL		0- 0		0- 0		0- 0									
RPI	S	Opponent		Score		RPI	S	Opponent		Score		RPI	S	Opponent		Score					
20	A	Colorado St.		0	3	37	H	Oregon		0	3	55	N	Wichita St.		1	3				
24	N	BYU		0	3	47	H	Cal St. Northridge		2	3	57	N	Xavier		3	0				
												62	N	American		2	3				
												64	H	Utah St.		3	1				
												66	H	New Mexico		3	2				
												78	A	San Diego St.		1	3				
												89	A	UC Irvine		3	1				
												104	A	UNLV		3	0				
												123	H	Boise St.		2	3				
												156	H	Santa Clara		2	3				
												159	H	Rice		3	2				
												161	H	Bakersfield		3	0				
												164	A	Wyoming		3	0				
												174	H	Belmont		3	2				
												222	H	Air Force		3	1				
												254	A	San Jose St.		3	2				
												254	H	San Jose St.		3	0				
												268	A	Portland		3	0				
												281	A	Nevada		3	0				
												281	H	Nevada		3	0				
LAST 10 GAMES																					
254 A San Jose St.						3	2	66 H New Mexico						3	2						
281 A Nevada						3	0	281 H Nevada						3	0						
164 A Wyoming						3	0	254 H San Jose St.						3	0						
20 A Colorado St.						0	3	104 A UNLV						3	0						
222 H Air Force						3	1	78 A San Diego St.						1	3						

Non-Div. I Games:

Fresno St.

Average RPI Win:	160	WON-LOST	WINNING	LAST 10	STRENGTH OF	OPP. STRENGTH	TEAM	ADJ	CONF.	ADJ CONF.		
Average RPI Loss:	68	RECORD	PCT. RANK	GAMES	SCHEDULE	OF SCHEDULE	RPI	RPI	RPI	RPI		
DIV. I ONLY		11- 12	.47826	194	2- 8	35	85	86	.55087	89	8	8
DIV. I NON-CONF.		9- 5	.64286	98	0- 1	22	107	46	.60381	48	8	8
<hr/>												
TOTALS	RPI 1-25	RPI 26-50		W-L RECORDS		RPI 51-100		RPI 101-150		RPI 150+		
11- 12	0- 5	0- 1		OVERALL		2- 3		3- 2		6- 1		
4- 2	0- 1	0- 0		HOME		2- 1		0- 0		2- 0		
2- 9	0- 3	0- 1		AWAY		0- 2		1- 2		1- 1		
5- 1	0- 1	0- 0		NEUTRAL		0- 0		2- 0		3- 0		
<hr/>												
9- 5	0- 3	0- 0		NON-CONFERENCE		2- 1		3- 0		4- 1		
2- 1	0- 0	0- 0		HOME		2- 1		0- 0		0- 0		
2- 3	0- 2	0- 0		AWAY		0- 0		1- 0		1- 1		
5- 1	0- 1	0- 0		NEUTRAL		0- 0		2- 0		3- 0		
<hr/>												
2- 7	0- 2	0- 1		CONFERENCE		0- 2		0- 2		2- 0		
2- 1	0- 1	0- 0		HOME		0- 0		0- 0		2- 0		
0- 6	0- 1	0- 1		AWAY		0- 2		0- 2		0- 0		
0- 0	0- 0	0- 0		NEUTRAL		0- 0		0- 0		0- 0		
<hr/>												
RPI S	Opponent	Score	RPI S	Opponent	Score	RPI S	Opponent	Score	RPI S	Opponent	Score	
5 A	Southern California	0 3	47 A	Cal St. Northridge	1 3	57 H	Xavier	3 2	125 A	UC Davis	2 3	
16 A	Hawaii	0 3				62 H	American	3 1	135 N	Idaho St.	3 1	
16 H	Hawaii	1 3				63 A	UC Santa Barbara	0 3	138 A	Cal Poly	0 3	
18 N	Utah	1 3				88 H	Fresno St.	1 3	146 A	Utah Valley	3 1	
24 A	BYU	0 3				93 A	Long Beach St.	0 3	150 N	IPFW	3 0	
									152 N	A&M-Corpus Christi	3 1	
									162 H	Cal St. Fullerton	3 0	
									167 A	Denver	3 2	
									181 A	Cleveland St.	2 3	
									209 N	High Point	3 0	
									222 N	Air Force	3 2	
									295 H	UC Riverside	3 1	
<hr/>												
LAST 10 GAMES												
16 A	Hawaii	0 3	125 A	UC Davis	2 3							
93 A	Long Beach St.	0 3	16 H	Hawaii	1 3							
162 H	Cal St. Fullerton	3 0	63 A	UC Santa Barbara	0 3							
295 H	UC Riverside	3 1	138 A	Cal Poly	0 3							
47 A	Cal St. Northridge	1 3	88 H	Fresno St.	1 3							

Non-Div. I Games:

UC Irvine

Average RPI Win:	240	WON-LOST RECORD	WINNING PCT. RANK	LAST 10 GAMES	STRENGTH OF SCHEDULE	OPP. STRENGTH OF SCHEDULE	TEAM RPI	ADJ RPI	CONF. RPI	ADJ CONF. RPI		
Average RPI Loss:	76											
DIV. I ONLY		17- 5	.77273	32	7- 3	194	251	87	.55022	90	21	21
DIV. I NON-CONF.		8- 2	.8	42	0- 0	172	276	82	.56082	82	24	23
<hr/>												
TOTALS	RPI 1-25	RPI 26-50		W-L RECORDS		RPI 51-100		RPI 101-150		RPI 150+		
17- 5	0- 0	0- 1		OVERALL		0- 2		1- 2		16- 0		
3- 1	0- 0	0- 0		HOME		0- 0		0- 1		3- 0		
8- 4	0- 0	0- 1		AWAY		0- 2		1- 1		7- 0		
6- 0	0- 0	0- 0		NEUTRAL		0- 0		0- 0		6- 0		
8- 2	0- 0	0- 1		NON-CONFERENCE		0- 1		1- 0		7- 0		
0- 0	0- 0	0- 0		HOME		0- 0		0- 0		0- 0		
2- 2	0- 0	0- 1		AWAY		0- 1		1- 0		1- 0		
6- 0	0- 0	0- 0		NEUTRAL		0- 0		0- 0		6- 0		
9- 3	0- 0	0- 0		CONFERENCE		0- 1		0- 2		9- 0		
3- 1	0- 0	0- 0		HOME		0- 0		0- 1		3- 0		
6- 2	0- 0	0- 0		AWAY		0- 1		0- 1		6- 0		
0- 0	0- 0	0- 0		NEUTRAL		0- 0		0- 0		0- 0		
RPI	S	Opponent	Score	RPI	S	Opponent	Score	RPI	S	Opponent	Score	
				38	A	Tulsa	2 3	58	A	Central Ark.	1 3	
								80	A	Ga. Southern	1 3	
										103	A Northwestern St.	0 3
										103	H Northwestern St.	2 3
										136	A UTEP	3 1
										152	H A&M-Corpus Christi	3 2
										172	A Sam Houston St.	3 0
										186	H Stephen F. Austin	3 2
										196	H Houston Baptist	3 0
										209	N High Point	3 1
										220	N North Dakota St.	3 0
										240	A Texas Southern	3 0
										240	N Texas Southern	3 0
										243	A Lamar	3 1
										271	A Southeastern La.	3 0
										274	A McNeese St.	3 0
										291	A Nicholls St.	3 0
										306	A New Orleans	3 0
										310	N Prairie View	3 0
										315	N Southern U.	3 0
										315	N Southern U.	3 0
				LAST 10 GAMES								
				243	A	Lamar	3 1	274	A	McNeese St.	3 0	
				172	A	Sam Houston St.	3 0	291	A	Nicholls St.	3 0	
				103	A	Northwestern St.	0 3	58	A	Central Ark.	1 3	
				196	H	Houston Baptist	3 0	103	H	Northwestern St.	2 3	
				152	H	A&M-Corpus Christi	3 2	186	H	Stephen F. Austin	3 2	

Non-Div. I Games: Abilene Christian 3 0 Incarnate Word 3 0

Oral Roberts

Average RPI Win:		214	WON-LOST RECORD		WINNING PCT. RANK		LAST 10 GAMES		STRENGTH OF SCHEDULE		OPP. STRENGTH OF SCHEDULE		TEAM RPI		ADJ RPI		CONF. RPI		ADJ CONF. RPI	
DIV. I ONLY			14- 9		.6087 107		9- 1		129		96		94		.54795 91		17		17	
DIV. I NON-CONF.			4- 8		.33333 249		0- 0		90		17		160		.50323 151		16		17	
TOTALS		RPI 1-25		RPI 26-50		W-L RECORDS		RPI 51-100		RPI 101-150		RPI 150+								
14- 9		0- 5		0- 1		OVERALL		2- 2		1- 1		11- 0								
6- 2		0- 0		0- 0		HOME		0- 1		1- 1		5- 0								
5- 3		0- 2		0- 0		AWAY		1- 1		0- 0		4- 0								
3- 4		0- 3		0- 1		NEUTRAL		1- 0		0- 0		2- 0								
4- 8		0- 5		0- 1		NON-CONFERENCE		1- 1		0- 1		3- 0								
0- 1		0- 0		0- 0		HOME		0- 0		0- 1		0- 0								
1- 3		0- 2		0- 0		AWAY		0- 1		0- 0		1- 0								
3- 4		0- 3		0- 1		NEUTRAL		1- 0		0- 0		2- 0								
10- 1		0- 0		0- 0		CONFERENCE		1- 1		1- 0		8- 0								
6- 1		0- 0		0- 0		HOME		0- 1		1- 0		5- 0								
4- 0		0- 0		0- 0		AWAY		1- 0		0- 0		3- 0								
0- 0		0- 0		0- 0		NEUTRAL		0- 0		0- 0		0- 0								
RPI	S	Opponent		Score		RPI	S	Opponent		Score		RPI	S	Opponent		Score				
3	N	Florida		0	3	48	N	Northwestern		2	3	71	N	Bowling Green		3	0			
11	A	Marquette		0	3							86	A	Valparaiso		3	0			
13	A	Wisconsin		1	3							86	H	Valparaiso		1	3			
17	N	Kansas		0	3							97	A	Western Mich.		2	3			
19	N	Oklahoma		0	3															

Non-Div. I Games:

Milwaukee

Average RPI Win: 208		WON-LOST	WINNING	LAST 10	STRENGTH OF		OPP. STRENGTH	TEAM	ADJ	CONF.	ADJ CONF.				
Average RPI Loss: 124		RECORD	PCT. RANK	GAMES	SCHEDULE		OF SCHEDULE	RPI	RPI	RPI	RPI				
DIV. I ONLY		16- 7	.69565	58	7- 3		137	231	88	.5445	92	14	14		
DIV. I NON-CONF.		9- 4	.69231	80	0- 0		102	268	90	.55197	92	14	14		

TOTALS		RPI 1-25		RPI 26-50		W-L RECORDS		RPI 51-100		RPI 101-150		RPI 150+			
16- 7		0- 0		0- 1		OVERALL		0- 1		3- 3		13- 2			
12- 1		0- 0		0- 0		HOME		0- 1		2- 0		10- 0			
3- 4		0- 0		0- 1		AWAY		0- 0		1- 1		2- 2			
1- 2		0- 0		0- 0		NEUTRAL		0- 0		0- 2		1- 0			
9- 4		0- 0		0- 0		NON-CONFERENCE		0- 1		1- 2		8- 1			
7- 1		0- 0		0- 0		HOME		0- 1		1- 0		6- 0			
1- 1		0- 0		0- 0		AWAY		0- 0		0- 0		1- 1			
1- 2		0- 0		0- 0		NEUTRAL		0- 0		0- 2		1- 0			
7- 3		0- 0		0- 1		CONFERENCE		0- 0		2- 1		5- 1			
5- 0		0- 0		0- 0		HOME		0- 0		1- 0		4- 0			
2- 3		0- 0		0- 1		AWAY		0- 0		1- 1		1- 1			
0- 0		0- 0		0- 0		NEUTRAL		0- 0		0- 0		0- 0			
RPI	S	Opponent	Score	RPI	S	Opponent	Score	RPI	S	Opponent	Score	RPI	S	Opponent	Score
				50	A	Louisville	1 3	86	H	Valparaiso	2 3	109	N	Clemson	2 3
												114	A	South Fla.	3 0
												114	H	South Fla.	3 0
												120	N	Buffalo	0 3
												124	A	SMU	0 3
												128	H	Jacksonville	3 1
												157	H	George Washington	3 0
												163	H	Temple	3 0
												185	H	Elon	3 0
												186	H	Stephen F. Austin	3 2
												190	A	Fla. Atlantic	2 3
												191	A	Houston	0 3
												198	H	Connecticut	3 2
												207	N	Davidson	3 1
												228	H	Memphis	3 1
												247	A	Georgia St.	3 1
												248	H	North Florida	3 0
												266	A	Cincinnati	3 0
												280	H	Rutgers	3 0
												289	H	Alabama St.	3 0
												321	H	Ark.-Pine Bluff	3 0

LAST 10 GAMES															
				114	A	South Fla.	3 0	50	A	Louisville	1 3				
				228	H	Memphis	3 1	266	A	Cincinnati	3 0				
				163	H	Temple	3 0	280	H	Rutgers	3 0				
				124	A	SMU	0 3	198	H	Connecticut	3 2				
				191	A	Houston	0 3	114	H	South Fla.	3 0				

Non-Div. I Games:

UCF

Average RPI Win: 147		WON-LOST RECORD		WINNING PCT. RANK		LAST 10 GAMES		STRENGTH OF SCHEDULE		OPP. STRENGTH OF SCHEDULE		TEAM RPI		ADJ RPI		CONF. RPI		ADJ CONF. RPI	
DIV. I ONLY		12- 10		.54545 144		6- 4		86		54		93		.54418 93		8		8	
DIV. I NON-CONF.		7- 6		.53846 157		1- 0		116		35		113		.53502 113		8		8	
TOTALS		RPI 1-25		RPI 26-50		W-L RECORDS		RPI 51-100		RPI 101-150		RPI 150+							
12- 10		1- 4		0- 3		OVERALL		3- 0		3- 2		5- 1							
8- 5		1- 3		0- 1		HOME		2- 0		0- 1		5- 0							
4- 3		0- 1		0- 1		AWAY		1- 0		3- 1		0- 0							
0- 2		0- 0		0- 1		NEUTRAL		0- 0		0- 0		0- 1							
7- 6		1- 2		0- 2		NON-CONFERENCE		1- 0		2- 1		3- 1							
5- 4		1- 2		0- 1		HOME		1- 0		0- 1		3- 0							
2- 0		0- 0		0- 0		AWAY		0- 0		2- 0		0- 0							
0- 2		0- 0		0- 1		NEUTRAL		0- 0		0- 0		0- 1							
5- 4		0- 2		0- 1		CONFERENCE		2- 0		1- 1		2- 0							
3- 1		0- 1		0- 0		HOME		1- 0		0- 0		2- 0							
2- 3		0- 1		0- 1		AWAY		1- 0		1- 1		0- 0							
0- 0		0- 0		0- 0		NEUTRAL		0- 0		0- 0		0- 0							
RPI S	Opponent		Score		RPI S	Opponent		Score		RPI S	Opponent		Score		RPI S	Opponent		Score	
12 H	Kentucky		0	3	36 N	Miami (FL)		2	3	63 A	UC Santa Barbara		3	2	111 H	Oregon St.		2	3
16 A	Hawaii		1	3	43 H	UCLA		2	3	69 H	Col. of Charleston		3	1	125 A	UC Davis		3	1
16 H	Hawaii		0	3	47 A	Cal St. Northridge		1	3	89 H	UC Irvine		3	0	126 A	Loyola Marymount		3	0
21 H	Florida St.		2	3											129 A	San Francisco		3	2
23 H	Illinois		3	1											138 A	Cal Poly		0	3
															161 H	Bakersfield		3	0
															162 H	Cal St. Fullerton		3	2
															208 H	Seattle		3	0
															222 N	Air Force		2	3
															295 H	UC Riverside		3	0
															310 H	Prairie View		3	0
				LAST 10 GAMES															
	16 A Hawaii		1	3		47 A Cal St. Northridge		1	3		16 H Hawaii		0	3					
	89 H UC Irvine		3	0		138 A Cal Poly		0	3		63 A UC Santa Barbara		3	2					
	295 H UC Riverside		3	0		310 H Prairie View		3	0										
	162 H Cal St. Fullerton		3	2															
	125 A UC Davis		3	1															

Non-Div. I Games:

Long Beach St.

Average RPI Win: 223		WON-LOST RECORD		WINNING PCT. RANK		LAST 10 GAMES		STRENGTH OF SCHEDULE		OPP. STRENGTH OF SCHEDULE		TEAM RPI		ADJ RPI		CONF. RPI		ADJ CONF. RPI	
Average RPI Loss: 91		21- 6		.77778 30		9- 1		243		159		92		.54325 94		24		26	
DIV. I ONLY		21- 6		.77778 30		9- 1		243		159		92		.54325 94		24		26	
DIV. I NON-CONF.		9- 6		.6 117		0- 1		225		83		140		.51122 141		26		26	
TOTALS		RPI 1-25		RPI 26-50		W-L RECORDS		RPI 51-100		RPI 101-150		RPI 150+							
21- 6		0- 1		0- 1		OVERALL		0- 2		4- 0		17- 2							
10- 2		0- 0		0- 0		HOME		0- 1		2- 0		8- 1							
9- 2		0- 1		0- 0		AWAY		0- 1		2- 0		7- 0							
2- 2		0- 0		0- 1		NEUTRAL		0- 0		0- 0		2- 1							
9- 6		0- 1		0- 1		NON-CONFERENCE		0- 2		3- 0		6- 2							
5- 2		0- 0		0- 0		HOME		0- 1		2- 0		3- 1							
2- 2		0- 1		0- 0		AWAY		0- 1		1- 0		1- 0							
2- 2		0- 0		0- 1		NEUTRAL		0- 0		0- 0		2- 1							
12- 0		0- 0		0- 0		CONFERENCE		0- 0		1- 0		11- 0							
5- 0		0- 0		0- 0		HOME		0- 0		0- 0		5- 0							
7- 0		0- 0		0- 0		AWAY		0- 0		1- 0		6- 0							
0- 0		0- 0		0- 0		NEUTRAL		0- 0		0- 0		0- 0							
RPI	S	Opponent		Score		RPI	S	Opponent		Score		RPI	S	Opponent		Score			
12	A	Kentucky		0 3		39	N	Butler		1 3		57	A	Xavier		0 3			
												73	H	West Virginia		1 3			

Non-Div. I Games:

Morehead St.

Average RPI Win:	205	WON-LOST RECORD	WINNING PCT. RANK	LAST 10 GAMES	STRENGTH OF SCHEDULE	OPP. STRENGTH OF SCHEDULE	TEAM RPI	ADJ RPI	CONF. RPI	ADJ CONF. RPI					
DIV. I ONLY		9- 14	.3913	241	1- 9	25	50	95	.54321	95	2	2			
DIV. I NON-CONF.		8- 3	.72727	65	0- 0	97	240	76	.56801	78	1	1			
<hr/>															
TOTALS	RPI 1-25	RPI 26-50		W-L RECORDS		RPI 51-100		RPI 101-150		RPI 150+					
9- 14	1- 8	0- 4		OVERALL		0- 1		1- 1		7- 0					
6- 6	0- 4	0- 2		HOME		0- 0		1- 0		5- 0					
1- 8	1- 4	0- 2		AWAY		0- 1		0- 1		0- 0					
2- 0	0- 0	0- 0		NEUTRAL		0- 0		0- 0		2- 0					
8- 3	0- 1	0- 1		NON-CONFERENCE		0- 1		1- 0		7- 0					
6- 0	0- 0	0- 0		HOME		0- 0		1- 0		5- 0					
0- 3	0- 1	0- 1		AWAY		0- 1		0- 0		0- 0					
2- 0	0- 0	0- 0		NEUTRAL		0- 0		0- 0		2- 0					
1- 11	1- 7	0- 3		CONFERENCE		0- 0		0- 1		0- 0					
0- 6	0- 4	0- 2		HOME		0- 0		0- 0		0- 0					
1- 5	1- 3	0- 1		AWAY		0- 0		0- 1		0- 0					
0- 0	0- 0	0- 0		NEUTRAL		0- 0		0- 0		0- 0					
<hr/>															
RPI	S	Opponent	Score	RPI	S	Opponent	Score	RPI	S	Opponent	Score	RPI	S	Opponent	Score
2	H	Penn St.	0 3	28	A	North Carolina	1 3	69	A	Col. of Charleston	1 3	107	A	Iowa	2 3
8	A	Nebraska	0 3	30	A	Purdue	0 3					115	H	UAB	3 0
10	A	Minnesota	0 3	40	H	Ohio St.	2 3					164	H	Wyoming	3 1
10	H	Minnesota	0 3	48	H	Northwestern	2 3					189	N	Coastal Caro.	3 0
13	A	Wisconsin	1 3									195	H	Kent St.	3 1
13	H	Wisconsin	1 3									251	H	Tennessee St.	3 1
14	A	Duke	0 3									280	H	Rutgers	3 0
22	A	Michigan St.	3 2									304	H	Robert Morris	3 0
23	H	Illinois	0 3									324	N	South Carolina St.	3 0
<hr/>															
				LAST 10 GAMES											
				10 H Minnesota 0 3				8 A Nebraska 0 3							
				13 H Wisconsin 1 3				23 H Illinois 0 3							
				22 A Michigan St. 3 2				48 H Northwestern 2 3							
				30 A Purdue 0 3				40 H Ohio St. 2 3							
				107 A Iowa 2 3				2 H Penn St. 0 3							

Non-Div. I Games:

Indiana

Average RPI Win:		200	WON-LOST RECORD		WINNING PCT. RANK		LAST 10 GAMES		STRENGTH OF SCHEDULE		OPP. STRENGTH OF SCHEDULE		TEAM RPI		ADJ RPI		CONF. RPI		ADJ CONF. RPI				
DIV. I ONLY			12- 13		.48 188		6- 4		55		81		98		.54239 96		5 5						
DIV. I NON-CONF.			9- 6		.6 117		3- 0		80		147		85		.5608 83		7 7						
TOTALS		RPI 1-25		RPI 26-50		W-L RECORDS		RPI 51-100		RPI 101-150		RPI 150+											
12- 13		0- 2		0- 4		OVERALL		1- 5		3- 1		8- 1											
3- 3		0- 0		0- 1		HOME		0- 1		1- 0		2- 1											
7- 6		0- 1		0- 2		AWAY		1- 2		2- 1		4- 0											
2- 4		0- 1		0- 1		NEUTRAL		0- 2		0- 0		2- 0											
9- 6		0- 1		0- 2		NON-CONFERENCE		1- 3		1- 0		7- 0											
2- 0		0- 0		0- 0		HOME		0- 0		0- 0		2- 0											
5- 2		0- 0		0- 1		AWAY		1- 1		1- 0		3- 0											
2- 4		0- 1		0- 1		NEUTRAL		0- 2		0- 0		2- 0											
3- 7		0- 1		0- 2		CONFERENCE		0- 2		2- 1		1- 1											
1- 3		0- 0		0- 1		HOME		0- 1		1- 0		0- 1											
2- 4		0- 1		0- 1		AWAY		0- 1		1- 1		1- 0											
0- 0		0- 0		0- 0		NEUTRAL		0- 0		0- 0		0- 0											
RPI	S	Opponent		Score		RPI	S	Opponent		Score		RPI	S	Opponent		Score		RPI	S	Opponent		Score	
6	N	Missouri		0	3	39	A	Butler		0	3	53	N	Colgate		2	3	105	A	LIU Brooklyn		3	0
9	A	Creighton		0	3	39	H	Butler		1	3	57	A	Xavier		1	3	130	A	Villanova		3	1
						41	N	Alabama		1	3	57	H	Xavier		1	3	130	H	Villanova		3	2
						46	A	Yale		2	3	59	N	Washington St.		2	3	133	A	St. John's (NY)		2	3
												68	A	Virginia		1	3	155	A	Georgetown		3	2
												87	A	Army		3	2	155	H	Georgetown		0	3
																		199	N	William & Mary		3	0
																		205	H	Hofstra		3	0
																		258	H	Stony Brook		3	0
																		270	A	Princeton		3	0
																		276	N	Columbia		3	2
																		280	A	Rutgers		3	2
																		300	A	NJIT		3	1
						LAST 10 GAMES																	
						9	A	Creighton		0	3	130	A	Villanova		3	1						
						300	A	NJIT		3	1	155	A	Georgetown		3	2						
						57	H	Xavier		1	3	105	A	LIU Brooklyn		3	0						
						39	H	Butler		1	3	155	H	Georgetown		0	3						
						258	H	Stony Brook		3	0	130	H	Villanova		3	2						

Non-Div. I Games:

Seton Hall

Average RPI Win:	190	WON-LOST RECORD	WINNING PCT. RANK	LAST 10 GAMES	STRENGTH OF SCHEDULE	OPP. STRENGTH OF SCHEDULE	TEAM RPI	ADJ RPI	CONF. RPI	ADJ CONF. RPI	
Average RPI Loss:	78										
DIV. I ONLY	14- 11	.56	137	6- 4	98	99	102	.54106	97	9	9
DIV. I NON-CONF.	7- 6	.53846	157	0- 0	140	109	132	.52426	124	10	10
<hr/>											
TOTALS	RPI 1-25	RPI 26-50		W-L RECORDS	RPI 51-100		RPI 101-150		RPI 150+		
14- 11	0- 2	1- 2		OVERALL	2- 3		2- 3		9- 1		
6- 4	0- 1	1- 1		HOME	2- 1		1- 1		2- 0		
4- 5	0- 1	0- 1		AWAY	0- 1		1- 2		3- 0		
4- 2	0- 0	0- 0		NEUTRAL	0- 1		0- 0		4- 1		
7- 6	0- 2	1- 0		NON-CONFERENCE	1- 1		0- 2		5- 1		
2- 2	0- 1	1- 0		HOME	1- 0		0- 1		0- 0		
1- 2	0- 1	0- 0		AWAY	0- 0		0- 1		1- 0		
4- 2	0- 0	0- 0		NEUTRAL	0- 1		0- 0		4- 1		
7- 5	0- 0	0- 2		CONFERENCE	1- 2		2- 1		4- 0		
4- 2	0- 0	0- 1		HOME	1- 1		1- 0		2- 0		
3- 3	0- 0	0- 1		AWAY	0- 1		1- 1		2- 0		
0- 0	0- 0	0- 0		NEUTRAL	0- 0		0- 0		0- 0		
RPI S	Opponent	Score	RPI S	Opponent	Score	RPI S	Opponent	Score	RPI S	Opponent	Score
3 A	Florida	1 3	42 H	Ohio	2 3	56 N	Western Ky.	1 3	102 A	Toledo	2 3
19 H	Oklahoma	0 3	45 A	Ball St.	1 3	71 H	Bowling Green	3 1	120 A	Buffalo	3 0
			48 H	Northwestern	3 2	85 A	Northern Ill.	1 3	121 A	Dayton	1 3
						85 H	Northern Ill.	2 3	141 H	Eastern Mich.	3 1
						91 H	Milwaukee	3 2	150 H	IPFW	0 3
									155 N	Georgetown	2 3
									166 A	Miami (OH)	3 2
									178 H	Central Mich.	3 1
									195 H	Kent St.	3 0
									236 N	Iona	3 0
									264 A	Akron	3 0
									274 N	McNeese St.	3 0
									277 A	Louisiana Tech	3 1
									297 N	Wright St.	3 0
									306 N	New Orleans	3 0
			LAST 10 GAMES								
			71 H	Bowling Green	3 1	264 A	Akron	3 0			
			85 A	Northern Ill.	1 3	102 A	Toledo	2 3			
			42 H	Ohio	2 3	45 A	Ball St.	1 3			
			195 H	Kent St.	3 0	141 H	Eastern Mich.	3 1			
			120 A	Buffalo	3 0	178 H	Central Mich.	3 1			

Non-Div. I Games:

Western Mich.

Average RPI Win:		157	WON-LOST RECORD		WINNING PCT. RANK		LAST 10 GAMES		STRENGTH OF SCHEDULE		OPP. STRENGTH OF SCHEDULE		TEAM RPI		ADJ RPI		CONF. RPI		ADJ CONF. RPI	
Average RPI Loss:		81																		
DIV. I ONLY			12- 12		.5 174		3- 7		59		77		95		.54041 98		6 6			
DIV. I NON-CONF.			8- 4		.66667 85		0- 0		68		154		69		.57666 69		6 6			
TOTALS		RPI 1-25		RPI 26-50		W-L RECORDS		RPI 51-100		RPI 101-150		RPI 150+								
12- 12		0- 2		0- 4		OVERALL		1- 2		5- 2		6- 2								
10- 3		0- 0		0- 0		HOME		1- 1		4- 1		5- 1								
1- 6		0- 2		0- 3		AWAY		0- 1		0- 0		1- 0								
1- 3		0- 0		0- 1		NEUTRAL		0- 0		1- 1		0- 1								
8- 4		0- 1		0- 1		NON-CONFERENCE		0- 0		4- 1		4- 1								
6- 0		0- 0		0- 0		HOME		0- 0		3- 0		3- 0								
1- 1		0- 1		0- 0		AWAY		0- 0		0- 0		1- 0								
1- 3		0- 0		0- 1		NEUTRAL		0- 0		1- 1		0- 1								
4- 8		0- 1		0- 3		CONFERENCE		1- 2		1- 1		2- 1								
4- 3		0- 0		0- 0		HOME		1- 1		1- 1		2- 1								
0- 5		0- 1		0- 3		AWAY		0- 1		0- 0		0- 0								
0- 0		0- 0		0- 0		NEUTRAL		0- 0		0- 0		0- 0								
RPI S	Opponent		Score		RPI S	Opponent		Score		RPI S	Opponent		Score		RPI S	Opponent		Score		
21 A	Florida St.		0 3		28 A	North Carolina		2 3		61 H	Virginia Tech		2 3		105 H	LIU Brooklyn		3 0		
25 A	Michigan		0 3		36 A	Miami (FL)		0 3		68 H	Virginia		3 1		106 N	Ole Miss		3 2		
					42 N	Ohio		0 3		84 A	Notre Dame		1 3		109 H	Clemson		1 3		
					44 A	North Carolina St.		1 3						116 H	Pittsburgh		3 1			
														130 H	Villanova		3 0			
														142 H	UMKC		3 2			
														144 N	Marshall		2 3			
														153 H	Syracuse		0 3			
														157 A	George Washington		3 0			
														175 H	Penn		3 1			
														180 H	Georgia Tech		3 2			
														204 H	Boston College		3 0			
														226 N	UMBC		0 3			
														230 H	New Hampshire		3 0			
														265 H	George Mason		3 0			
				LAST 10 GAMES																
					84 A	Notre Dame		1 3		153 H	Syracuse		0 3							
					116 H	Pittsburgh		3 1		36 A	Miami (FL)		0 3							
					44 A	North Carolina St.		1 3		21 A	Florida St.		0 3							
					28 A	North Carolina		2 3		61 H	Virginia Tech		2 3							
					204 H	Boston College		3 0		68 H	Virginia		3 1							

Non-Div. I Games:

Maryland

Average RPI Win:		208	WON-LOST RECORD		WINNING PCT. RANK		LAST 10 GAMES		STRENGTH OF SCHEDULE		OPP. STRENGTH OF SCHEDULE		TEAM RPI		ADJ RPI		CONF. RPI		ADJ CONF. RPI				
Average RPI Loss:		66																					
DIV. I ONLY			18- 8		.69231 62		8- 2		218		106		101		.53985 99		22		20				
DIV. I NON-CONF.			9- 6		.6 117		0- 0		92		91		91		.55651 88		15		15				
TOTALS		RPI 1-25		RPI 26-50		W-L RECORDS		RPI 51-100		RPI 101-150		RPI 150+											
18- 8		0- 3		0- 0		OVERALL		0- 2		5- 3		13- 0											
8- 0		0- 0		0- 0		HOME		0- 0		3- 0		5- 0											
3- 5		0- 1		0- 0		AWAY		0- 2		0- 2		3- 0											
7- 3		0- 2		0- 0		NEUTRAL		0- 0		2- 1		5- 0											
9- 6		0- 3		0- 0		NON-CONFERENCE		0- 2		3- 1		6- 0											
1- 0		0- 0		0- 0		HOME		0- 0		1- 0		0- 0											
1- 3		0- 1		0- 0		AWAY		0- 2		0- 0		1- 0											
7- 3		0- 2		0- 0		NEUTRAL		0- 0		2- 1		5- 0											
9- 2		0- 0		0- 0		CONFERENCE		0- 0		2- 2		7- 0											
7- 0		0- 0		0- 0		HOME		0- 0		2- 0		5- 0											
2- 2		0- 0		0- 0		AWAY		0- 0		0- 2		2- 0											
0- 0		0- 0		0- 0		NEUTRAL		0- 0		0- 0		0- 0											
RPI	S	Opponent		Score		RPI	S	Opponent		Score		RPI	S	Opponent		Score		RPI	S	Opponent		Score	
6	A	Missouri		0	3							55	A	Wichita St.		0	3	110	H	North Dakota		3	1
9	N	Creighton		0	3							59	A	Washington St.		0	3	116	N	Pittsburgh		1	3
16	N	Hawaii		0	3													119	A	IUPUI		1	3
																		119	H	IUPUI		3	2
																		135	N	Idaho St.		3	1
																		143	N	Gonzaga		3	0
																		150	A	IPFW		2	3
																		150	H	IPFW		3	0
																		167	H	Denver		3	0
																		176	N	Arkansas St.		3	1
																		211	N	Montana		3	2
																		217	N	Texas Tech		3	1
																		220	A	North Dakota St.		3	1
																		220	H	North Dakota St.		3	1
																		229	H	Western Ill.		3	0
																		234	N	Eastern Wash.		3	2
																		264	N	Akron		3	0
																		285	A	South Dakota St.		3	1
																		285	H	South Dakota St.		3	1
																		286	A	Montana St.		3	0
																		293	H	Neb. Omaha		3	0
LAST 10 GAMES																							
						220	H	North Dakota St.		3	1					229	H	Western Ill.		3	0		
						285	H	South Dakota St.		3	1					167	H	Denver		3	0		
						150	A	IPFW		2	3					285	A	South Dakota St.		3	1		
						119	A	IUPUI		1	3					220	A	North Dakota St.		3	1		
						293	H	Neb. Omaha		3	0					119	H	IUPUI		3	2		

Non-Div. I Games:

South Dakota

[illegible]

Non-Div. I Games:

North Texas

Northeastern

Through Games Of Through Matches of Nov. 3, 2013

Average RPI Win: 188		WON-LOST	WINNING	LAST 10	STRENGTH OF		OPP. STRENGTH	TEAM	ADJ	CONF.	ADJ CONF.
Average RPI Loss: 119		RECORD	PCT. RANK	GAMES	SCHEDULE		OF SCHEDULE	RPI	RPI	RPI	RPI
DIV. I ONLY		15- 9	.625	93	8- 2		132	132	97	.53844	101
DIV. I NON-CONF.		8- 6	.57143	140	1- 0		113	128	111	.53902	111
TOTALS		RPI 1-25	RPI 26-50		W-L RECORDS		RPI 51-100		RPI 101-150		RPI 150+
15- 9	0- 0	0- 1		OVERALL		1- 2		3- 4		11- 2	
8- 1	0- 0	0- 0		HOME		0- 1		3- 0		5- 0	
6- 3	0- 0	0- 0		AWAY		1- 0		0- 1		5- 2	
1- 5	0- 0	0- 1		NEUTRAL		0- 1		0- 3		1- 0	
8- 6	0- 0	0- 1		NON-CONFERENCE		1- 1		2- 4		5- 0	
4- 0	0- 0	0- 0		HOME		0- 0		2- 0		2- 0	
3- 1	0- 0	0- 0		AWAY		1- 0		0- 1		2- 0	
1- 5	0- 0	0- 1		NEUTRAL		0- 1		0- 3		1- 0	
7- 3	0- 0	0- 0		CONFERENCE		0- 1		1- 0		6- 2	
4- 1	0- 0	0- 0		HOME		0- 1		1- 0		3- 0	
3- 2	0- 0	0- 0		AWAY		0- 0		0- 0		3- 2	
0- 0	0- 0	0- 0		NEUTRAL		0- 0		0- 0		0- 0	
RPI S	Opponent	Score	RPI S	Opponent	Score	RPI S	Opponent	Score	RPI S	Opponent	Score
			38 N	Tulsa	2 3	69 H	Col. of Charleston	1 3	116 N	Pittsburgh	0 3
						72 N	Missouri St.	2 3	121 A	Dayton	1 3
						78 A	San Diego St.	3 2	124 N	SMU	2 3
									129 N	San Francisco	1 3
									133 H	St. John's (NY)	3 1
									139 H	Harvard	3 1
									147 H	UNC Wilmington	3 0
									182 A	Rhode Island	3 1
									183 A	James Madison	3 0
									198 A	Connecticut	3 2
									199 A	William & Mary	2 3
									204 H	Boston College	3 1
									205 A	Hofstra	2 3
									205 H	Hofstra	3 1
									206 A	Delaware	3 1
									206 H	Delaware	3 1
									230 H	New Hampshire	3 1
									231 A	Towson	3 0
									231 H	Towson	3 0
									250 N	Albany (NY)	3 0
			LAST 10 GAMES								
			183 A	James Madison	3 0	205 H	Hofstra	3 1			
			199 A	William & Mary	2 3	182 A	Rhode Island	3 1			
			205 A	Hofstra	2 3	231 A	Towson	3 0			
			206 H	Delaware	3 1	206 A	Delaware	3 1			
			231 H	Towson	3 0	147 H	UNC Wilmington	3 0			

Non-Div. I Games:

Northeastern

T
o
l
e
d
o

Toledo					Through Games Of Through Matches of Nov. 3, 2013							
Average RPI Win: 173 Average RPI Loss: 111		WON-LOST RECORD	WINNING PCT. RANK	LAST 10 GAMES	STRENGTH OF SCHEDULE	OPP. STRENGTH OF SCHEDULE	TEAM RPI	ADJ RPI	CONF. RPI	ADJ CONF. RPI		
DIV. I ONLY		16- 10	.61538	102	8- 2	134	124	99	.53797	102	9	9
DIV. I NON-CONF.		7- 7	.5	164	0- 1	170	167	162	.4974	157	10	10
<hr/>												
TOTALS		RPI 1-25	RPI 26-50		W-L RECORDS	RPI 51-100		RPI 101-150		RPI 150+		
16- 10	0- 0		1- 2		OVERALL	3- 2		2- 4		10- 2		
10- 2	0- 0		1- 0		HOME	3- 1		1- 0		5- 1		
3- 5	0- 0		0- 2		AWAY	0- 0		0- 2		3- 1		
3- 3	0- 0		0- 0		NEUTRAL	0- 1		1- 2		2- 0		
<hr/>												
7- 7	0- 0		0- 1		NON-CONFERENCE	0- 2		1- 3		6- 1		
2- 2	0- 0		0- 0		HOME	0- 1		0- 0		2- 1		
2- 2	0- 0		0- 1		AWAY	0- 0		0- 1		2- 0		
3- 3	0- 0		0- 0		NEUTRAL	0- 1		1- 2		2- 0		
<hr/>												
9- 3	0- 0		1- 1		CONFERENCE	3- 0		1- 1		4- 1		
8- 0	0- 0		1- 0		HOME	3- 0		1- 0		3- 0		
1- 3	0- 0		0- 1		AWAY	0- 0		0- 1		1- 1		
0- 0	0- 0		0- 0		NEUTRAL	0- 0		0- 0		0- 0		
<hr/>												
RPI S	Opponent	Score	RPI S	Opponent	Score	RPI S	Opponent	Score	RPI S	Opponent	Score	
			39 A	Butler	0 3	70 N	Tulane	1 3	111 N	Oregon St.	0 3	
			42 A	Ohio	1 3	71 H	Bowling Green	3 1	125 N	UC Davis	0 3	
			45 H	Ball St.	3 1	73 H	West Virginia	0 3	141 A	Eastern Mich.	1 3	
						85 H	Northern Ill.	3 2	141 H	Eastern Mich.	3 1	
						97 H	Western Mich.	3 2	148 N	Green Bay	3 0	
									150 A	IPFW	0 3	
									166 H	Miami (OH)	3 1	
									168 H	Eastern Ill.	3 2	
									169 H	Loyola Chicago	3 2	
									178 A	Central Mich.	0 3	
									178 H	Central Mich.	3 2	
									184 H	Marist	1 3	
									188 A	Youngstown St.	3 2	
									195 A	Kent St.	3 1	
									264 H	Akron	3 0	
									268 A	Portland	3 2	
									283 N	UT Martin	3 1	
									305 N	Saint Francis (PA)	3 0	
<hr/>												
LAST 10 GAMES												
			178 H	Central Mich.	3 2	42 A	Ohio	1 3				
			141 H	Eastern Mich.	3 1	97 H	Western Mich.	3 2				
			71 H	Bowling Green	3 1	85 H	Northern Ill.	3 2				
			166 H	Miami (OH)	3 1	150 A	IPFW	0 3				
			195 A	Kent St.	3 1	264 H	Akron	3 0				

T
o
l
e
d
o

Non-Div. I Games: Toledo

Average RPI Win: 217		WON-LOST RECORD		WINNING PCT. RANK		LAST 10 GAMES		STRENGTH OF SCHEDULE		OPP. STRENGTH OF SCHEDULE		TEAM RPI		ADJ RPI		CONF. RPI		ADJ CONF. RPI	
DIV. I ONLY		14- 10		.58333 116		7- 1		107		151		106		.53736 103		21		21	
DIV. I NON-CONF.		4- 8		.33333 249		0- 0		96		75		178		.48832 168		24		23	
TOTALS		RPI 1-25		RPI 26-50		W-L RECORDS		RPI 51-100		RPI 101-150		RPI 150+							
14- 10		0- 1		0- 2		OVERALL		2- 4		0- 2		12- 1							
8- 1		0- 0		0- 0		HOME		1- 0		0- 0		7- 1							
4- 4		0- 0		0- 1		AWAY		1- 3		0- 0		3- 0							
2- 5		0- 1		0- 1		NEUTRAL		0- 1		0- 2		2- 0							
4- 8		0- 1		0- 2		NON-CONFERENCE		0- 3		0- 2		4- 0							
1- 0		0- 0		0- 0		HOME		0- 0		0- 0		1- 0							
1- 3		0- 0		0- 1		AWAY		0- 2		0- 0		1- 0							
2- 5		0- 1		0- 1		NEUTRAL		0- 1		0- 2		2- 0							
10- 2		0- 0		0- 0		CONFERENCE		2- 1		0- 0		8- 1							
7- 1		0- 0		0- 0		HOME		1- 0		0- 0		6- 1							
3- 1		0- 0		0- 0		AWAY		1- 1		0- 0		2- 0							
0- 0		0- 0		0- 0		NEUTRAL		0- 0		0- 0		0- 0							
RPI S	Opponent	Score		RPI S	Opponent	Score		RPI S	Opponent	Score		RPI S	Opponent	Score					
18 N	Utah	0 3		32 N	Colorado	0 3		58 A	Central Ark.	1 3		121 N	Texas St.	1 3					
				34 A	Arkansas	0 3		66 N	New Mexico	0 3		142 N	UMKC	0 3					
								79 A	Baylor	1 3		152 A	A&M-Corpus Christi	3 0					
								90 A	Oral Roberts	3 2		158 N	Appalachian St.	3 0					
								90 H	Oral Roberts	3 0		172 H	Sam Houston St.	1 3					
								100 A	North Texas	0 3		186 H	Stephen F. Austin	3 1					
												187 H	Southern Miss.	3 1					
												196 A	Houston Baptist	3 1					
												243 H	Lamar	3 1					
												271 H	Southeastern La.	3 2					
												274 H	McNeese St.	3 1					
												277 A	Louisiana Tech	3 2					
												291 H	Nicholls St.	3 1					
												306 H	New Orleans	3 0					
												310 N	Prairie View	3 0					
				LAST 10 GAMES															
				90 H	Oral Roberts	3 0		291 H	Nicholls St.	3 1									
				172 H	Sam Houston St.	1 3		274 H	McNeese St.	3 1									
				243 H	Lamar	3 1		90 A	Oral Roberts	3 2									
				152 A	A&M-Corpus Christi	3 0		58 A	Central Ark.	1 3									
				196 A	Houston Baptist	3 1		186 H	Stephen F. Austin	3 1									

Non-Div. I Games: Abilene Christian 3 1 Incarnate Word 3 2

Northwestern St.

Average RPI Win: 186		WON-LOST RECORD	WINNING PCT. RANK		LAST 10 GAMES		STRENGTH OF SCHEDULE		OPP. STRENGTH OF SCHEDULE		TEAM RPI	ADJ RPI	CONF. RPI	ADJ CONF. RPI
Average RPI Loss: 64			13- 9	.59091 113	6- 4	150	90	113	.53666 104	10	10			
DIV. I ONLY														
DIV. I NON-CONF.		5- 5	.5 164	0- 0	190	77	159	.50496 148	9	9				
TOTALS		RPI 1-25	RPI 26-50		W-L RECORDS		RPI 51-100		RPI 101-150		RPI 150+			
13- 9	0- 1		0- 2		OVERALL		3- 5		1- 1		9- 0			
7- 4	0- 1		0- 1		HOME		1- 2		0- 0		6- 0			
4- 3	0- 0		0- 0		AWAY		1- 2		1- 1		2- 0			
2- 2	0- 0		0- 1		NEUTRAL		1- 1		0- 0		1- 0			
5- 5	0- 0		0- 2		NON-CONFERENCE		1- 2		0- 1		4- 0			
2- 1	0- 0		0- 1		HOME		0- 0		0- 0		2- 0			
1- 2	0- 0		0- 0		AWAY		0- 1		0- 1		1- 0			
2- 2	0- 0		0- 1		NEUTRAL		1- 1		0- 0		1- 0			
8- 4	0- 1		0- 0		CONFERENCE		2- 3		1- 0		5- 0			
5- 3	0- 1		0- 0		HOME		1- 2		0- 0		4- 0			
3- 1	0- 0		0- 0		AWAY		1- 1		1- 0		1- 0			
0- 0	0- 0		0- 0		NEUTRAL		0- 0		0- 0		0- 0			
RPI S	Opponent	Score	RPI S	Opponent	Score	RPI S	Opponent	Score	RPI S	Opponent	Score			
20 H	Colorado St.	2 3	42 N	Ohio	0 3	51 N	Arizona St.	0 3	123 A	Boise St.	3	2		
			49 H	Kansas St.	2 3	56 A	Western Ky.	0 3	143 A	Gonzaga	0	3		
						64 A	Utah St.	1 3	162 H	Cal St. Fullerton	3	0		
						66 A	New Mexico	3 1	164 H	Wyoming	3	1		
						66 H	New Mexico	1 3	208 N	Seattle	3	0		
						68 N	Virginia	3 1	222 A	Air Force	3	1		
						78 H	San Diego St.	3 1	222 H	Air Force	3	1		
						88 H	Fresno St.	0 3	254 H	San Jose St.	3	1		
									268 H	Portland	3	0		
									281 H	Nevada	3	0		
									302 A	Southern Utah	3	1		
			LAST 10 GAMES											
			222 H	Air Force	3 1	20 H	Colorado St.	2 3						
			66 H	New Mexico	1 3	66 A	New Mexico	3 1						
			64 A	Utah St.	1 3	222 A	Air Force	3 1						
			123 A	Boise St.	3 2	88 H	Fresno St.	0 3						
			164 H	Wyoming	3 1	254 H	San Jose St.	3 1						

Non-Div. I Games:

UNLV

Average RPI Win:	255	WON-LOST RECORD	WINNING PCT. RANK	LAST 10 GAMES	STRENGTH OF SCHEDULE	OPP. STRENGTH OF SCHEDULE	TEAM RPI	ADJ RPI	CONF. RPI	ADJ CONF. RPI					
DIV. I ONLY		17- 7	.70833	52	9- 1	210	221	110	.5363	105	30	30			
DIV. I NON-CONF.		7- 7	.5	164	0- 1	58	87	100	.54982	97	30	30			

TOTALS	RPI 1-25	RPI 26-50		W-L RECORDS		RPI 51-100		RPI 101-150		RPI 150+					
17- 7	0- 3	0- 1		OVERALL		1- 2		0- 1		16- 0					
9- 1	0- 0	0- 0		HOME		1- 1		0- 0		8- 0					
5- 3	0- 2	0- 0		AWAY		0- 1		0- 0		5- 0					
3- 3	0- 1	0- 1		NEUTRAL		0- 0		0- 1		3- 0					
7- 7	0- 3	0- 1		NON-CONFERENCE		1- 2		0- 1		6- 0					
4- 1	0- 0	0- 0		HOME		1- 1		0- 0		3- 0					
0- 3	0- 2	0- 0		AWAY		0- 1		0- 0		0- 0					
3- 3	0- 1	0- 1		NEUTRAL		0- 0		0- 1		3- 0					
10- 0	0- 0	0- 0		CONFERENCE		0- 0		0- 0		10- 0					
5- 0	0- 0	0- 0		HOME		0- 0		0- 0		5- 0					
5- 0	0- 0	0- 0		AWAY		0- 0		0- 0		5- 0					
0- 0	0- 0	0- 0		NEUTRAL		0- 0		0- 0		0- 0					

RPI S	Opponent	Score		RPI S	Opponent	Score		RPI S	Opponent	Score		RPI S	Opponent	Score	
3 A	Florida	1	3	38 N	Tulsa	2	3	53 H	Colgate	3	2	142 N	UMKC	1	3
14 N	Duke	0	3					96 H	Seton Hall	0	3	175 N	Penn	3	2
19 A	Oklahoma	1	3					98 A	Maryland	0	3	177 H	Fairfield	3	1
												202 H	Central Conn. St.	3	1
												205 H	Hofstra	3	0
												238 H	Cornell	3	2
												242 A	Sacred Heart	3	0
												242 H	Sacred Heart	3	0
												293 N	Neb. Omaha	3	0
												304 A	Robert Morris	3	0
												305 A	Saint Francis (PA)	3	0
												306 N	New Orleans	3	0
												308 H	Bryant	3	0
												319 A	St. Francis Brooklyn	3	0
												319 H	St. Francis Brooklyn	3	0
												325 A	Fairleigh Dickinson	3	0
												325 H	Fairleigh Dickinson	3	0

LAST 10 GAMES															
				319 A	St. Francis Brooklyn	3	0	325 H	Fairleigh Dickinson	3	0				
				242 A	Sacred Heart	3	0	242 H	Sacred Heart	3	0				
				325 A	Fairleigh Dickinson	3	0	304 A	Robert Morris	3	0				
				319 H	St. Francis Brooklyn	3	0	305 A	Saint Francis (PA)	3	0				
				96 H	Seton Hall	0	3	202 H	Central Conn. St.	3	1				

Non-Div. I Games:

LIU Brooklyn

Average RPI Win:	212	WON-LOST RECORD	WINNING PCT. RANK	LAST 10 GAMES	STRENGTH OF SCHEDULE	OPP. STRENGTH OF SCHEDULE	TEAM RPI	ADJ RPI	CONF. RPI	ADJ CONF. RPI					
Average RPI Loss:	49	11- 12	.47826	194	1- 9	62	79	104	.5352	106	3	3			
DIV. I ONLY		10- 3	.76923	52	0- 0	166	246	84	.55903	87	3	3			
DIV. I NON-CONF.															
<hr/>															
TOTALS	RPI 1-25	RPI 26-50		W-L RECORDS		RPI 51-100		RPI 101-150		RPI 150+					
11- 12	0- 3	0- 4		OVERALL		0- 4		0- 1		11- 0					
6- 5	0- 1	0- 1		HOME		0- 2		0- 1		6- 0					
1- 6	0- 2	0- 3		AWAY		0- 1		0- 0		1- 0					
4- 1	0- 0	0- 0		NEUTRAL		0- 1		0- 0		4- 0					
10- 3	0- 0	0- 0		NON-CONFERENCE		0- 3		0- 0		10- 0					
5- 1	0- 0	0- 0		HOME		0- 1		0- 0		5- 0					
1- 1	0- 0	0- 0		AWAY		0- 1		0- 0		1- 0					
4- 1	0- 0	0- 0		NEUTRAL		0- 1		0- 0		4- 0					
1- 9	0- 3	0- 4		CONFERENCE		0- 1		0- 1		1- 0					
1- 4	0- 1	0- 1		HOME		0- 1		0- 1		1- 0					
0- 5	0- 2	0- 3		AWAY		0- 0		0- 0		0- 0					
0- 0	0- 0	0- 0		NEUTRAL		0- 0		0- 0		0- 0					
RPI	S	Opponent	Score	RPI	S	Opponent	Score	RPI	S	Opponent	Score				
3	H	Florida	0 3	26	A	LSU	1 3	67	H	Auburn	1 3	127	H	South Carolina	1 3
6	A	Missouri	0 3	31	A	Georgia	2 3	75	A	TCU	2 3	154	H	Tennessee	3 1
12	A	Kentucky	0 3	34	A	Arkansas	0 3	80	H	Ga. Southern	1 3	157	A	George Washington	3 1
				34	H	Arkansas	0 3	98	N	Maryland	2 3	176	H	Arkansas St.	3 1
												186	N	Stephen F. Austin	3 0
												187	H	Southern Miss.	3 0
												191	N	Houston	3 0
												214	H	La.-Lafayette	3 1
												224	H	Kennesaw St.	3 0
												226	N	UMBC	3 1
												287	H	Chattanooga	3 0
												330	N	Grambling	3 0
<hr/>															
LAST 10 GAMES															
		34	A	Arkansas	0	3		26	A	LSU	1	3			
		6	A	Missouri	0	3		31	A	Georgia	2	3			
		127	H	South Carolina	1	3		12	A	Kentucky	0	3			
		154	H	Tennessee	3	1		3	H	Florida	0	3			
		67	H	Auburn	1	3		34	H	Arkansas	0	3			

Non-Div. I Games:

Ole Miss

Average RPI Win:		192	WON-LOST RECORD		WINNING PCT. RANK		LAST 10 GAMES		STRENGTH OF SCHEDULE		OPP. STRENGTH OF SCHEDULE		TEAM RPI		ADJ RPI		CONF. RPI		ADJ CONF. RPI			
DIV. I ONLY			10- 14		.41667 226		1- 9		46		40		105		.53516 107		2		2			
DIV. I NON-CONF.			9- 3		.75 57		0- 0		110		187		70		.57501 72		1		1			
TOTALS		RPI 1-25		RPI 26-50				W-L RECORDS		RPI 51-100				RPI 101-150				RPI 150+				
10- 14		0- 8		0- 5				OVERALL		2- 1				1- 0				7- 0				
4- 7		0- 3		0- 4				HOME		1- 0				0- 0				3- 0				
2- 7		0- 5		0- 1				AWAY		1- 1				0- 0				1- 0				
4- 0		0- 0		0- 0				NEUTRAL		0- 0				1- 0				3- 0				
9- 3		0- 0		0- 2				NON-CONFERENCE		1- 1				1- 0				7- 0				
3- 2		0- 0		0- 2				HOME		0- 0				0- 0				3- 0				
2- 1		0- 0		0- 0				AWAY		1- 1				0- 0				1- 0				
4- 0		0- 0		0- 0				NEUTRAL		0- 0				1- 0				3- 0				
1- 11		0- 8		0- 3				CONFERENCE		1- 0				0- 0				0- 0				
1- 5		0- 3		0- 2				HOME		1- 0				0- 0				0- 0				
0- 6		0- 5		0- 1				AWAY		0- 0				0- 0				0- 0				
0- 0		0- 0		0- 0				NEUTRAL		0- 0				0- 0				0- 0				
RPI	S	Opponent		Score		RPI	S	Opponent		Score		RPI	S	Opponent		Score						
2	A	Penn St.		0	3	30	H	Purdue		0	3	86	A	Valparaiso		1	3	141	N	Eastern Mich.	3	1
8	A	Nebraska		0	3	33	H	Iowa St.		1	3	91	A	Milwaukee		3	2	182	N	Rhode Island	3	0
10	H	Minnesota		2	3	45	H	Ball St.		1	3	95	H	Indiana		3	2	188	N	Youngstown St.	3	2
13	H	Wisconsin		1	3	48	A	Northwestern		0	3							189	A	Coastal Caro.	3	1
22	A	Michigan St.		0	3	48	H	Northwestern		1	3							229	H	Western Ill.	3	1
23	A	Illinois		0	3													252	H	Ill.-Chicago	3	1
23	H	Illinois		0	3													262	N	Wofford	3	2
25	A	Michigan		1	3													292	H	Drake	3	1
LAST 10 GAMES																						
23	H	Illinois		0	3	30	H	Purdue		0	3											
48	H	Northwestern		1	3	25	A	Michigan		1	3											
2	A	Penn St.		0	3	22	A	Michigan St.		0	3											
8	A	Nebraska		0	3	10	H	Minnesota		2	3											
95	H	Indiana		3	2	13	H	Wisconsin		1	3											

Non-Div. I Games:

Iowa

Average RPI Win:		215	WON-LOST RECORD		WINNING PCT. RANK		LAST 10 GAMES		STRENGTH OF SCHEDULE		OPP. STRENGTH OF SCHEDULE		TEAM RPI		ADJ RPI		CONF. RPI		ADJ CONF. RPI						
Average RPI Loss:		64																							
DIV. I ONLY			14- 10		.58333 116		7- 3		130		110		107		.53511 108		25		24						
DIV. I NON-CONF.			3- 7		.3 264		0- 0		14		6		93		.55531 90		19		18						
TOTALS		RPI 1-25		RPI 26-50		W-L RECORDS		RPI 51-100		RPI 101-150		RPI 150+													
14- 10		0- 4		0- 3		OVERALL		0- 0		4- 2		10- 1													
9- 3		0- 3		0- 0		HOME		0- 0		4- 0		5- 0													
5- 5		0- 1		0- 1		AWAY		0- 0		0- 2		5- 1													
0- 2		0- 0		0- 2		NEUTRAL		0- 0		0- 0		0- 0													
3- 7		0- 4		0- 3		NON-CONFERENCE		0- 0		3- 0		0- 0													
3- 3		0- 3		0- 0		HOME		0- 0		3- 0		0- 0													
0- 2		0- 1		0- 1		AWAY		0- 0		0- 0		0- 0													
0- 2		0- 0		0- 2		NEUTRAL		0- 0		0- 0		0- 0													
11- 3		0- 0		0- 0		CONFERENCE		0- 0		1- 2		10- 1													
6- 0		0- 0		0- 0		HOME		0- 0		1- 0		5- 0													
5- 3		0- 0		0- 0		AWAY		0- 0		0- 2		5- 1													
0- 0		0- 0		0- 0		NEUTRAL		0- 0		0- 0		0- 0													
RPI	S	Opponent		Score		RPI	S	Opponent		Score		RPI	S	Opponent		Score									
4	H	Washington		0	3	27	N	Arizona		1	3	110	A	North Dakota		2	3								
16	A	Hawaii		0	3	37	A	Oregon		0	3	113	H	Pacific		3	2								
19	H	Oklahoma		1	3	48	N	Northwestern		0	3	123	H	Boise St.		3	0								
24	H	BYU		0	3							134	A	Northern Ariz.		0	3								
												135	H	Idaho St.		3	1								
												143	H	Gonzaga		3	0								
												210	A	Northern Colo.		3	1								
												211	A	Montana		3	0								
												211	H	Montana		3	0								
												223	A	Sacramento St.		1	3								
												223	H	Sacramento St.		3	0								
												234	A	Eastern Wash.		3	1								
												234	H	Eastern Wash.		3	0								
												286	A	Montana St.		3	0								
												286	H	Montana St.		3	1								
												294	H	Weber St.		3	0								
												302	A	Southern Utah		3	0								
						LAST 10 GAMES																			
						211 A Montana						3	0	135 H Idaho St.						3	1				
						286 A Montana St.						3	0	110 A North Dakota						2	3				
						234 A Eastern Wash.						3	1	210 A Northern Colo.						3	1				
						223 A Sacramento St.						1	3	302 A Southern Utah						3	0				
						294 H Weber St.						3	0	134 A Northern Ariz.						0	3				

Non-Div. I Games:

Portland St.

Average RPI Win:	150	WON-LOST	WINNING	LAST 10	STRENGTH OF	OPP. STRENGTH	TEAM	ADJ	CONF.	ADJ CONF.	
Average RPI Loss:	89	RECORD	PCT. RANK	GAMES	SCHEDULE	OF SCHEDULE	RPI	RPI	RPI	RPI	
DIV. I ONLY	12- 11	.52174	161	5- 5	80	64	100	.53445	109	6	6
DIV. I NON-CONF.	6- 5	.54545	154	0- 0	115	124	119	.52518	122	6	6
<hr/>											
TOTALS	RPI 1-25	RPI 26-50		W-L RECORDS	RPI 51-100		RPI 101-150		RPI 150+		
12- 11	0- 3	0- 2		OVERALL	5- 2		2- 1		5- 3		
8- 6	0- 2	0- 2		HOME	3- 1		2- 0		3- 1		
2- 4	0- 0	0- 0		AWAY	1- 1		0- 1		1- 2		
2- 1	0- 1	0- 0		NEUTRAL	1- 0		0- 0		1- 0		
<hr/>											
6- 5	0- 1	0- 1		NON-CONFERENCE	1- 1		2- 0		3- 2		
4- 2	0- 0	0- 1		HOME	0- 0		2- 0		2- 1		
0- 2	0- 0	0- 0		AWAY	0- 1		0- 0		0- 1		
2- 1	0- 1	0- 0		NEUTRAL	1- 0		0- 0		1- 0		
<hr/>											
6- 6	0- 2	0- 1		CONFERENCE	4- 1		0- 1		2- 1		
4- 4	0- 2	0- 1		HOME	3- 1		0- 0		1- 0		
2- 2	0- 0	0- 0		AWAY	1- 0		0- 1		1- 1		
0- 0	0- 0	0- 0		NEUTRAL	0- 0		0- 0		0- 0		
<hr/>											
RPI S	Opponent	Score	RPI S	Opponent	Score	RPI S	Opponent	Score	RPI S	Opponent	Score
14 H	Duke	1 3	36 H	Miami (FL)	1 3	57 A	Xavier	0 3	116 A	Pittsburgh	0 3
21 H	Florida St.	2 3	41 H	Alabama	2 3	61 H	Virginia Tech	3 2	127 H	South Carolina	3 2
25 N	Michigan	0 3				68 H	Virginia	2 3	132 H	Furman	3 1
						77 H	Wake Forest	3 2	153 A	Syracuse	1 3
						84 H	Notre Dame	3 0	180 H	Georgia Tech	3 0
						92 N	UCF	3 2	204 A	Boston College	3 0
						98 A	Maryland	3 1	206 H	Delaware	1 3
									235 H	Troy	3 1
									245 N	Northern Ky.	3 1
									247 A	Georgia St.	1 3
									259 H	Winthrop	3 1
<hr/>											
			LAST 10 GAMES								
			68 H Virginia			2 3	77 H Wake Forest			3 2	
			61 H Virginia Tech			3 2	84 H Notre Dame			3 0	
			153 A Syracuse			1 3	180 H Georgia Tech			3 0	
			204 A Boston College			3 0	21 H Florida St.			2 3	
			14 H Duke			1 3	36 H Miami (FL)			1 3	

























Non-Div. I Games:

Clemson

Average RPI Win: 220		WON-LOST	WINNING	LAST 10	STRENGTH OF		OPP. STRENGTH	TEAM	ADJ	CONF.	ADJ CONF.				
Average RPI Loss: 98		RECORD	PCT. RANK	GAMES	SCHEDULE		OF SCHEDULE	RPI	RPI	RPI	RPI				
DIV. I ONLY		18- 8	.69231	62	9- 1		201	195	108	.53366	110	25	24		
DIV. I NON-CONF.		5- 7	.41667	209	0- 0		88	138	150	.50397	150	19	18		
<hr/>															
TOTALS		RPI 1-25		RPI 26-50		W-L RECORDS		RPI 51-100		RPI 101-150		RPI 150+			
18- 8		0- 0		0- 1		OVERALL		1- 4		3- 2		14- 1			
8- 2		0- 0		0- 1		HOME		0- 1		2- 0		6- 0			
8- 3		0- 0		0- 0		AWAY		1- 2		1- 1		6- 0			
2- 3		0- 0		0- 0		NEUTRAL		0- 1		0- 1		2- 1			
5- 7		0- 0		0- 1		NON-CONFERENCE		1- 4		0- 1		4- 1			
2- 2		0- 0		0- 1		HOME		0- 1		0- 0		2- 0			
1- 2		0- 0		0- 0		AWAY		1- 2		0- 0		0- 0			
2- 3		0- 0		0- 0		NEUTRAL		0- 1		0- 1		2- 1			
13- 1		0- 0		0- 0		CONFERENCE		0- 0		3- 1		10- 0			
6- 0		0- 0		0- 0		HOME		0- 0		2- 0		4- 0			
7- 1		0- 0		0- 0		AWAY		0- 0		1- 1		6- 0			
0- 0		0- 0		0- 0		NEUTRAL		0- 0		0- 0		0- 0			
RPI	S	Opponent	Score	RPI	S	Opponent	Score	RPI	S	Opponent	Score	RPI	S	Opponent	Score
				33	H	Iowa St.	0 3	54	H	Texas A&M	1 3	108	H	Portland St.	3 2
								61	N	Virginia Tech	0 3	115	N	UAB	0 3
								70	A	Tulane	3 1	134	A	Northern Ariz.	0 3
								82	A	Middle Tenn.	2 3	135	A	Idaho St.	3 2
								99	A	South Dakota	1 3	135	H	Idaho St.	3 1
												203	N	Austin Peay	2 3
												210	A	Northern Colo.	3 2
												211	A	Montana	3 0
												211	H	Montana	3 0
												216	N	Florida A&M	3 2
												220	H	North Dakota St.	3 0
												223	A	Sacramento St.	3 1
												234	H	Eastern Wash.	3 0
												240	N	Texas Southern	3 0
												285	H	South Dakota St.	3 0
												286	A	Montana St.	3 1
												286	H	Montana St.	3 0
												294	A	Weber St.	3 1
												294	H	Weber St.	3 0
												302	A	Southern Utah	3 0
				LAST 10 GAMES											
				294	A	Weber St.	3 1	302	A	Southern Utah	3 0				
				135	A	Idaho St.	3 2	108	H	Portland St.	3 2				
				286	H	Montana St.	3 0	234	H	Eastern Wash.	3 0				
				211	H	Montana	3 0	210	A	Northern Colo.	3 2				
				134	A	Northern Ariz.	0 3	223	A	Sacramento St.	3 1				

Non-Div. I Games:

North Dakota

Average RPI Win: 169		WON-LOST	WINNING	LAST 10	STRENGTH OF		OPP. STRENGTH	TEAM	ADJ	CONF.	ADJ CONF.
Average RPI Loss: 31		RECORD	PCT. RANK	GAMES	SCHEDULE		OF SCHEDULE	RPI	RPI	RPI	RPI
DIV. I ONLY		9- 14	.3913	241	0- 10		53	21	117	.5318	111
DIV. I NON-CONF.		9- 2	.81818	38	0- 0		167	114	64	.58678	65
TOTALS		RPI 1-25	RPI 26-50		W-L RECORDS		RPI 51-100		RPI 101-150		RPI 150+
9- 14	0- 5	0- 6		OVERALL		1- 3		4- 0		4- 0	
0- 8	0- 2	0- 4		HOME		0- 2		0- 0		0- 0	
4- 6	0- 3	0- 2		AWAY		1- 1		1- 0		2- 0	
5- 0	0- 0	0- 0		NEUTRAL		0- 0		3- 0		2- 0	
9- 2	0- 2	0- 0		NON-CONFERENCE		1- 0		4- 0		4- 0	
0- 0	0- 0	0- 0		HOME		0- 0		0- 0		0- 0	
4- 2	0- 2	0- 0		AWAY		1- 0		1- 0		2- 0	
5- 0	0- 0	0- 0		NEUTRAL		0- 0		3- 0		2- 0	
0- 12	0- 3	0- 6		CONFERENCE		0- 3		0- 0		0- 0	
0- 8	0- 2	0- 4		HOME		0- 2		0- 0		0- 0	
0- 4	0- 1	0- 2		AWAY		0- 1		0- 0		0- 0	
0- 0	0- 0	0- 0		NEUTRAL		0- 0		0- 0		0- 0	
RPI S	Opponent	Score	RPI S	Opponent	Score	RPI S	Opponent	Score	RPI S	Opponent	Score
5 H	Southern California	0 	27 A	Arizona	1 	51 A	Arizona St.	0 	102 N	Toledo	3 0
7 A	Stanford	0 	27 H	Arizona	0 	51 H	Arizona St.	1 	125 N	UC Davis	3 2
18 H	Utah	1 	29 A	California	2 	59 H	Washington St.	2 	130 N	Villanova	3 1
22 A	Michigan St.	0 	32 H	Colorado	0 	93 A	Long Beach St.	3 2	141 A	Eastern Mich.	3 2
25 A	Michigan	1 	37 H	Oregon	0 				173 A	Oakland	3 0
			43 H	UCLA	2 				178 N	Central Mich.	3 0
									268 A	Portland	3 0
									310 N	Prairie View	3 0
LAST 10 GAMES											
27 H	Arizona	0 	18 H	Utah	1 						
51 H	Arizona St.	1 	43 H	UCLA	2 						
29 A	California	2 	5 H	Southern California	0 						
7 A	Stanford	0 	27 A	Arizona	1 						
32 H	Colorado	0 	51 A	Arizona St.	0 						

Non-Div. I Games:

Oregon St.

Average RPI Win: 204		WON-LOST RECORD	WINNING PCT. RANK	LAST 10 GAMES	STRENGTH OF SCHEDULE	OPP. STRENGTH OF SCHEDULE	TEAM RPI	ADJ RPI	CONF. RPI	ADJ CONF. RPI	
Average RPI Loss: 124											
DIV. I ONLY		19- 7	.73077 45	7- 3	256	123	112	.53123 112	16	16	
DIV. I NON-CONF.		8- 4	.66667 85	0- 0	269	104	142	.5137 137	17	16	
<hr/>											
TOTALS		RPI 1-25	RPI 26-50		W-L RECORDS		RPI 51-100		RPI 101-150		RPI 150+
19- 7		0- 0	0- 1		OVERALL		1- 1		3- 2		15- 3
5- 3		0- 0	0- 0		HOME		0- 1		0- 0		5- 2
10- 1		0- 0	0- 0		AWAY		0- 0		3- 1		7- 0
4- 3		0- 0	0- 1		NEUTRAL		1- 0		0- 1		3- 1
8- 4		0- 0	0- 1		NON-CONFERENCE		1- 0		2- 2		5- 1
0- 0		0- 0	0- 0		HOME		0- 0		0- 0		0- 0
4- 1		0- 0	0- 0		AWAY		0- 0		2- 1		2- 0
4- 3		0- 0	0- 1		NEUTRAL		1- 0		0- 1		3- 1
11- 3		0- 0	0- 0		CONFERENCE		0- 1		1- 0		10- 2
5- 3		0- 0	0- 0		HOME		0- 1		0- 0		5- 2
6- 0		0- 0	0- 0		AWAY		0- 0		1- 0		5- 0
0- 0		0- 0	0- 0		NEUTRAL		0- 0		0- 0		0- 0
RPI S	Opponent	Score	RPI S	Opponent	Score	RPI S	Opponent	Score	RPI S	Opponent	Score
			26 N	LSU	0 3	56 H	Western Ky.	0 3	118 A	Mississippi St.	3 1
						85 N	Northern Ill.	3 0	118 A	Mississippi St.	0 3
									121 A	Texas St.	3 2
									131 A	New Mexico St.	3 1
									149 N	Southeast Mo. St.	2 3
									151 A	Texas-Arlington	3 1
									151 H	Texas-Arlington	1 3
									152 N	A&M-Corpus Christi	2 3
									159 A	Rice	3 2
									176 A	Arkansas St.	3 2
									176 H	Arkansas St.	3 1
									201 A	South Ala.	3 1
									201 H	South Ala.	3 1
									203 N	Austin Peay	3 1
									214 H	La.-Lafayette	1 3
									228 A	Memphis	3 0
									235 A	Troy	3 2
									235 H	Troy	3 0
									247 H	Georgia St.	3 2
									290 A	La.-Monroe	3 0
									290 H	La.-Monroe	3 0
									302 N	Southern Utah	3 2
									322 N	La Salle	3 0
			LAST 10 GAMES								
			201 H	South Ala.	3 1	214 H	La.-Lafayette	1 3			
			290 H	La.-Monroe	3 0	56 H	Western Ky.	0 3			
			176 A	Arkansas St.	3 2	121 A	Texas St.	3 2			
			151 H	Texas-Arlington	1 3	151 A	Texas-Arlington	3 1			
			235 H	Troy	3 0	235 A	Troy	3 2			

Non-Div. I Games:

UALR

Average RPI Win:	189	WON-LOST RECORD	WINNING PCT. RANK	LAST 10 GAMES	STRENGTH OF SCHEDULE	OPP. STRENGTH OF SCHEDULE	TEAM RPI	ADJ RPI	CONF. RPI	ADJ CONF. RPI	
DIV. I ONLY	11- 12	.47826	194	2- 8	95	58	129	.53026	113	7	7
DIV. I NON-CONF.	7- 4	.63636	104	0- 0	173	70	110	.54647	103	5	5
<hr/>											
TOTALS	RPI 1-25	RPI 26-50		W-L RECORDS	RPI 51-100		RPI 101-150		RPI 150+		
11- 12	2- 5	0- 2		OVERALL	0- 3		2- 2		7- 0		
6- 4	0- 2	0- 1		HOME	0- 1		2- 0		4- 0		
1- 7	0- 3	0- 1		AWAY	0- 1		0- 2		1- 0		
4- 1	2- 0	0- 0		NEUTRAL	0- 1		0- 0		2- 0		
<hr/>											
7- 4	2- 1	0- 0		NON-CONFERENCE	0- 2		0- 1		5- 0		
3- 0	0- 0	0- 0		HOME	0- 0		0- 0		3- 0		
0- 3	0- 1	0- 0		AWAY	0- 1		0- 1		0- 0		
4- 1	2- 0	0- 0		NEUTRAL	0- 1		0- 0		2- 0		
<hr/>											
4- 8	0- 4	0- 2		CONFERENCE	0- 1		2- 1		2- 0		
3- 4	0- 2	0- 1		HOME	0- 1		2- 0		1- 0		
1- 4	0- 2	0- 1		AWAY	0- 0		0- 1		1- 0		
0- 0	0- 0	0- 0		NEUTRAL	0- 0		0- 0		0- 0		
<hr/>											
RPI S	Opponent	Score		RPI S	Opponent	Score		RPI S	Opponent	Score	
7 A	Stanford	0	3	35 A	St. Mary's (CA)	1	3	61 A	Virginia Tech	0	3
15 A	San Diego	0	3	35 H	St. Mary's (CA)	0	3	64 N	Utah St.	2	3
15 H	San Diego	0	3					76 H	Pepperdine	2	3
19 N	Oklahoma	3	2								
22 N	Michigan St.	3	0								
24 A	BYU	0	3								
24 H	BYU	1	3								
<hr/>											
LAST 10 GAMES											
35 H St. Mary's (CA)				0	3	126 H Loyola Marymount		3	1		
15 H San Diego				0	3	76 H Pepperdine		2	3		
24 H BYU				1	3	35 A St. Mary's (CA)		1	3		
129 A San Francisco				2	3	24 A BYU		0	3		
156 A Santa Clara				3	1	15 A San Diego		0	3		

Non-Div. I Games:

Pacific

Average RPI Win:		194	WON-LOST RECORD		WINNING PCT. RANK		LAST 10 GAMES		STRENGTH OF SCHEDULE		OPP. STRENGTH OF SCHEDULE		TEAM RPI		ADJ RPI		CONF. RPI		ADJ CONF. RPI				
Average RPI Loss:		76																					
DIV. I ONLY			13- 11		.54167 149		7- 3		127		86		119		.52812 114		14		14				
DIV. I NON-CONF.			6- 8		.42857 207		0- 0		121		31		148		.50746 145		14		14				
TOTALS		RPI 1-25		RPI 26-50		W-L RECORDS		RPI 51-100		RPI 101-150		RPI 150+											
13- 11		0- 1		1- 5		OVERALL		0- 2		1- 2		11- 1											
8- 4		0- 0		1- 2		HOME		0- 1		0- 1		7- 0											
4- 4		0- 1		0- 2		AWAY		0- 1		1- 0		3- 0											
1- 3		0- 0		0- 1		NEUTRAL		0- 0		0- 1		1- 1											
6- 8		0- 1		1- 4		NON-CONFERENCE		0- 0		0- 2		5- 1											
4- 3		0- 0		1- 2		HOME		0- 0		0- 1		3- 0											
1- 2		0- 1		0- 1		AWAY		0- 0		0- 0		1- 0											
1- 3		0- 0		0- 1		NEUTRAL		0- 0		0- 1		1- 1											
7- 3		0- 0		0- 1		CONFERENCE		0- 2		1- 0		6- 0											
4- 1		0- 0		0- 0		HOME		0- 1		0- 0		4- 0											
3- 2		0- 0		0- 1		AWAY		0- 1		1- 0		2- 0											
0- 0		0- 0		0- 0		NEUTRAL		0- 0		0- 0		0- 0											
RPI	S	Opponent		Score		RPI	S	Opponent		Score		RPI	S	Opponent		Score		RPI	S	Opponent		Score	
9	A	Creighton		0 3		29	N	California		0 3		92	A	UCF		0 3		116	H	Pittsburgh		2 3	
						30	H	Purdue		0 3		92	H	UCF		0 3		119	N	IUPUI		0 3	
						36	H	Miami (FL)		1 3								124	A	SMU		3 2	
						45	H	Ball St.		3 2								163	H	Temple		3 0	
						48	A	Northwestern		2 3								165	A	FGCU		3 1	
						50	A	Louisville		0 3								166	N	Miami (OH)		3 1	
																		190	H	Fla. Atlantic		3 0	
																		191	A	Houston		3 1	
																		198	H	Connecticut		3 0	
																		203	H	Austin Peay		3 1	
																		210	N	Northern Colo.		1 3	
																		228	H	Memphis		3 1	
																		266	A	Cincinnati		3 2	
																		280	H	Rutgers		3 0	
																		301	H	Citadel		3 0	
LAST 10 GAMES																							
						92	H	UCF		0 3		266	A	Cincinnati		3 2							
						163	H	Temple		3 0		50	A	Louisville		0 3							
						228	H	Memphis		3 1		198	H	Connecticut		3 0							
						191	A	Houston		3 1		280	H	Rutgers		3 0							
						124	A	SMU		3 2		92	A	UCF		0 3							

Non-Div. I Games:

South Fla.

Average RPI Win:		164	WON-LOST RECORD		WINNING PCT. RANK		LAST 10 GAMES		STRENGTH OF SCHEDULE		OPP. STRENGTH OF SCHEDULE		TEAM RPI		ADJ RPI		CONF. RPI		ADJ CONF. RPI	
DIV. I ONLY			12- 13		.48 188		2- 8		78		67		118		.52722 116		6		6	
DIV. I NON-CONF.			8- 5		.61538 111		0- 0		107		125		95		.54735 101		6		6	
TOTALS		RPI 1-25		RPI 26-50		W-L RECORDS		RPI 51-100		RPI 101-150		RPI 150+								
12- 13		0- 2		0- 4		OVERALL		2- 4		3- 1		7- 2								
5- 4		0- 0		0- 0		HOME		1- 2		1- 0		3- 2								
2- 7		0- 2		0- 3		AWAY		0- 2		1- 0		1- 0								
5- 2		0- 0		0- 1		NEUTRAL		1- 0		1- 1		3- 0								
8- 5		0- 1		0- 1		NON-CONFERENCE		1- 1		2- 1		5- 1								
1- 2		0- 0		0- 0		HOME		0- 1		0- 0		1- 1								
2- 1		0- 1		0- 0		AWAY		0- 0		1- 0		1- 0								
5- 2		0- 0		0- 1		NEUTRAL		1- 0		1- 1		3- 0								
4- 8		0- 1		0- 3		CONFERENCE		1- 3		1- 0		2- 1								
4- 2		0- 0		0- 0		HOME		1- 1		1- 0		2- 1								
0- 6		0- 1		0- 3		AWAY		0- 2		0- 0		0- 0								
0- 0		0- 0		0- 0		NEUTRAL		0- 0		0- 0		0- 0								
RPI S	Opponent		Score		RPI S	Opponent		Score		RPI S	Opponent		Score		RPI S	Opponent		Score		
6	A	Missouri	1	3	28	A	North Carolina	1	3	61	H	Virginia Tech	3	0	101	N	Northeastern	3	0	
21	A	Florida St.	0	3	30	N	Purdue	2	3	68	H	Virginia	2	3	109	H	Clemson	3	0	
					36	A	Miami (FL)	0	3	84	A	Notre Dame	2	3	114	A	South Fla.	3	2	
					44	A	North Carolina St.	2	3	94	H	Morehead St.	2	3	135	N	Idaho St.	0	3	
										98	A	Maryland	1	3	153	H	Syracuse	1	3	
										99	N	South Dakota	3	1	176	N	Arkansas St.	3	0	
															180	H	Georgia Tech	3	0	
															190	N	Fla. Atlantic	3	0	
															198	A	Connecticut	3	2	
															204	H	Boston College	3	0	
															238	H	Cornell	2	3	
															250	N	Albany (NY)	3	0	
															280	H	Rutgers	3	1	
LAST 10 GAMES																				
					84	A	Notre Dame	2	3	204	H	Boston College	3	0						
					98	A	Maryland	1	3	21	A	Florida St.	0	3						
					28	A	North Carolina	1	3	36	A	Miami (FL)	0	3						
					44	A	North Carolina St.	2	3	68	H	Virginia	2	3						
					153	H	Syracuse	1	3	61	H	Virginia Tech	3	0						

Non-Div. I Games:

Pittsburgh

Average RPI Win:	195	WON-LOST RECORD	WINNING PCT. RANK	LAST 10 GAMES	STRENGTH OF SCHEDULE	OPP. STRENGTH OF SCHEDULE	TEAM RPI	ADJ RPI	CONF. RPI	ADJ CONF. RPI				
DIV. I ONLY		15- 9	.625	93	8- 2	166	134	116	.52698	117	20	22		
DIV. I NON-CONF.		6- 7	.46154	190	0- 0	149	98	158	.49724	158	18	19		
<hr/>														
TOTALS	RPI 1-25	RPI 26-50		W-L RECORDS		RPI 51-100		RPI 101-150		RPI 150+				
15- 9	0- 1	0- 0		OVERALL		2- 3		2- 2		11- 3				
8- 1	0- 0	0- 0		HOME		2- 1		1- 0		5- 0				
5- 4	0- 1	0- 0		AWAY		0- 1		0- 1		5- 1				
2- 4	0- 0	0- 0		NEUTRAL		0- 1		1- 1		1- 2				
<hr/>														
6- 7	0- 1	0- 0		NON-CONFERENCE		2- 2		1- 2		3- 2				
3- 0	0- 0	0- 0		HOME		2- 0		0- 0		1- 0				
1- 3	0- 1	0- 0		AWAY		0- 1		0- 1		1- 0				
2- 4	0- 0	0- 0		NEUTRAL		0- 1		1- 1		1- 2				
<hr/>														
9- 2	0- 0	0- 0		CONFERENCE		0- 1		1- 0		8- 1				
5- 1	0- 0	0- 0		HOME		0- 1		1- 0		4- 0				
4- 1	0- 0	0- 0		AWAY		0- 0		0- 0		4- 1				
0- 0	0- 0	0- 0		NEUTRAL		0- 0		0- 0		0- 0				
<hr/>														
RPI	S	Opponent	Score		RPI	S	Opponent	Score		RPI	S	Opponent	Score	
22	A	Michigan St.	1	3						52	H	VCU	2	3
										57	H	Xavier	3	2
										61	A	Virginia Tech	0	3
										73	H	West Virginia	3	0
										74	N	Lipscomb	1	3
										121	H	Dayton	3	1
										137	N	Southern Ill.	3	0
										141	N	Eastern Mich.	1	3
										150	A	IPFW	0	3
										157	A	George Washington	1	3
										157	H	George Washington	3	0
										178	H	Central Mich.	3	1
										182	A	Rhode Island	3	1
										182	H	Rhode Island	3	1
										198	N	Connecticut	0	3
										199	N	William & Mary	2	3
										212	A	Saint Louis	3	1
										212	H	Saint Louis	3	0
										265	A	George Mason	3	0
										266	N	Cincinnati	3	1
										288	A	Fordham	3	1
										288	H	Fordham	3	0
										304	A	Robert Morris	3	1
<hr/>														
LAST 10 GAMES														
157 A George Washington					1	3	182 H Rhode Island					3	1	
265 A George Mason					3	0	212 A Saint Louis					3	1	
121 H Dayton					3	1	288 A Fordham					3	1	
157 H George Washington					3	0	182 A Rhode Island					3	1	
288 H Fordham					3	0	52 H VCU					2	3	

Non-Div. I Games:

Duquesne

[illegible]

Non-Div. I Games:

Mississippi St.

Average RPI Win: 210		WON-LOST RECORD	WINNING PCT. RANK		LAST 10 GAMES		STRENGTH OF SCHEDULE		OPP. STRENGTH OF SCHEDULE		TEAM RPI	ADJ RPI	CONF. RPI	ADJ CONF. RPI
Average RPI Loss: 80			15- 12	.55556 142	9- 1	119	148	120	.52582 119	22	20			
DIV. I ONLY		6- 10	.375 236	0- 1	51	103	138	.51884 131	15	15				
DIV. I NON-CONF.														
TOTALS		RPI 1-25	RPI 26-50		W-L RECORDS		RPI 51-100		RPI 101-150		RPI 150+			
15- 12	0- 0		0- 4	OVERALL		1- 6		2- 1		12- 1				
6- 4	0- 0		0- 0	HOME		1- 4		1- 0		4- 0				
5- 7	0- 0		0- 4	AWAY		0- 2		0- 0		5- 1				
4- 1	0- 0		0- 0	NEUTRAL		0- 0		1- 1		3- 0				
6- 10	0- 0		0- 4	NON-CONFERENCE		0- 5		1- 1		5- 0				
1- 4	0- 0		0- 0	HOME		0- 4		0- 0		1- 0				
1- 5	0- 0		0- 4	AWAY		0- 1		0- 0		1- 0				
4- 1	0- 0		0- 0	NEUTRAL		0- 0		1- 1		3- 0				
9- 2	0- 0		0- 0	CONFERENCE		1- 1		1- 0		7- 1				
5- 0	0- 0		0- 0	HOME		1- 0		1- 0		3- 0				
4- 2	0- 0		0- 0	AWAY		0- 1		0- 0		4- 1				
0- 0	0- 0		0- 0	NEUTRAL		0- 0		0- 0		0- 0				
RPI S	Opponent	Score	RPI S	Opponent	Score	RPI S	Opponent	Score	RPI S	Opponent	Score			
			39 A	Butler	2 3	52 H	VCU	2 3	114 N	South Fla.	3 0			
			40 A	Ohio St.	0 3	57 H	Xavier	0 3	149 N	Southeast Mo. St.	2 3			
			45 A	Ball St.	0 3	81 H	Illinois St.	2 3	150 H	IPFW	3 0			
			48 A	Northwestern	0 3	86 H	Valparaiso	2 3	165 H	FGCU	3 0			
						94 A	Morehead St.	2 3	166 N	Miami (OH)	3 1			
						99 A	South Dakota	2 3	167 A	Denver	1 3			
						99 H	South Dakota	3 1	167 H	Denver	3 1			
									212 N	Saint Louis	3 0			
									220 A	North Dakota St.	3 0			
									229 A	Western Ill.	3 2			
									229 H	Western Ill.	3 0			
									249 A	Indiana St.	3 1			
									285 A	South Dakota St.	3 0			
									286 N	Montana St.	3 0			
									293 A	Neb. Omaha	3 0			
									293 H	Neb. Omaha	3 0			
			LAST 10 GAMES											
			229 A	Western Ill.	3 2	285 A	South Dakota St.	3 0						
			293 A	Neb. Omaha	3 0	86 H	Valparaiso	2 3						
			167 H	Denver	3 1	150 H	IPFW	3 0						
			99 H	South Dakota	3 1	293 H	Neb. Omaha	3 0						
			220 A	North Dakota St.	3 0	229 H	Western Ill.	3 0						

Non-Div. I Games:

IUPUI

Average RPI Win: 216		WON-LOST	WINNING	LAST 10	STRENGTH OF		OPP. STRENGTH	TEAM	ADJ	CONF.	ADJ CONF.
Average RPI Loss: 95		RECORD	PCT. RANK	GAMES	SCHEDULE		OF SCHEDULE	RPI	RPI	RPI	RPI
DIV. I ONLY		16-9	.64	86	3-7		162	170	111	.52579	120
DIV. I NON-CONF.		12-1	.92308	10	0-0		244	245	75	.57023	74
TOTALS		RPI 1-25	RPI 26-50		W-L RECORDS		RPI 51-100		RPI 101-150		RPI 150+
16-9	0-0	0-4		OVERALL		3-2		0-1		13-2	
8-3	0-0	0-2		HOME		2-1		0-0		6-0	
4-6	0-0	0-2		AWAY		0-1		0-1		4-2	
4-0	0-0	0-0		NEUTRAL		1-0		0-0		3-0	
12-1	0-0	0-1		NON-CONFERENCE		2-0		0-0		10-0	
5-1	0-0	0-1		HOME		1-0		0-0		4-0	
3-0	0-0	0-0		AWAY		0-0		0-0		3-0	
4-0	0-0	0-0		NEUTRAL		1-0		0-0		3-0	
4-8	0-0	0-3		CONFERENCE		1-2		0-1		3-2	
3-2	0-0	0-1		HOME		1-1		0-0		2-0	
1-6	0-0	0-2		AWAY		0-1		0-1		1-2	
0-0	0-0	0-0		NEUTRAL		0-0		0-0		0-0	
RPI S	Opponent	Score	RPI S	Opponent	Score	RPI S	Opponent	Score	RPI S	Opponent	Score
			40 H	Ohio St.	0 3	71 A	Bowling Green	2 3	141 A	Eastern Mich.	1 3
			42 A	Ohio	1 3	85 H	Northern Ill.	3 2	163 H	Temple	3 0
			42 H	Ohio	1 3	86 H	Valparaiso	3 1	166 A	Miami (OH)	3 1
			45 A	Ball St.	0 3	92 N	UCF	3 0	178 A	Central Mich.	0 3
						97 H	Western Mich.	0 3	195 A	Kent St.	2 3
									195 H	Kent St.	3 1
									207 N	Davidson	3 1
									236 N	Iona	3 1
									238 A	Cornell	3 0
									239 N	Bucknell	3 0
									247 A	Georgia St.	3 0
									264 H	Akron	3 2
									278 A	Canisius	3 0
									313 H	UMES	3 0
									320 H	Niagara	3 0
									320 H	Niagara	3 0
LAST 10 GAMES			42 A	Ohio	1 3	85 H	Northern Ill.	3 2			
			195 A	Kent St.	2 3	166 A	Miami (OH)	3 1			
			141 A	Eastern Mich.	1 3	71 A	Bowling Green	2 3			
			178 A	Central Mich.	0 3	45 A	Ball St.	0 3			
			97 H	Western Mich.	0 3	264 H	Akron	3 2			

Non-Div. I Games:

Buffalo

Average RPI Win:	198	WON-LOST	WINNING	LAST 10	STRENGTH OF	OPP. STRENGTH	TEAM	ADJ	CONF.	ADJ CONF.	
Average RPI Loss:	84	RECORD	PCT. RANK	GAMES	SCHEDULE	OF SCHEDULE	RPI	RPI	RPI	RPI	
DIV. I ONLY		11- 12	.47826 194	5- 5	74	115	126	.52565 121	20	22	
DIV. I NON-CONF.		6- 6	.5 164	0- 0	16	37	67	.58784 62	18	19	
<hr/>											
TOTALS	RPI 1-25	RPI 26-50		W-L RECORDS	RPI 51-100		RPI 101-150		RPI 150+		
11- 12	0- 1	2- 3		OVERALL	1- 4		1- 1		7- 3		
6- 4	0- 0	1- 0		HOME	1- 3		1- 0		3- 1		
3- 6	0- 1	0- 1		AWAY	0- 1		0- 1		3- 2		
2- 2	0- 0	1- 2		NEUTRAL	0- 0		0- 0		1- 0		
<hr/>											
6- 6	0- 1	2- 3		NON-CONFERENCE	1- 2		1- 0		2- 0		
4- 2	0- 0	1- 0		HOME	1- 2		1- 0		1- 0		
0- 2	0- 1	0- 1		AWAY	0- 0		0- 0		0- 0		
2- 2	0- 0	1- 2		NEUTRAL	0- 0		0- 0		1- 0		
<hr/>											
5- 6	0- 0	0- 0		CONFERENCE	0- 2		0- 1		5- 3		
2- 2	0- 0	0- 0		HOME	0- 1		0- 0		2- 1		
3- 4	0- 0	0- 0		AWAY	0- 1		0- 1		3- 2		
0- 0	0- 0	0- 0		NEUTRAL	0- 0		0- 0		0- 0		
<hr/>											
RPI S	Opponent	Score	RPI S	Opponent	Score	RPI S	Opponent	Score	RPI S	Opponent	Score
8 A	Nebraska	0 3	28 N	North Carolina	0 3	52 A	VCU	1 3	101 H	Northeastern	3 1
			33 N	Iowa St.	0 3	52 H	VCU	2 3	117 A	Duquesne	1 3
			35 N	St. Mary's (CA)	3 2	56 H	Western Ky.	1 3	157 A	George Washington	1 3
			38 H	Tulsa	3 1	72 H	Missouri St.	1 3	182 A	Rhode Island	2 3
			42 A	Ohio	0 3	97 H	Western Mich.	3 1	182 H	Rhode Island	3 0
									212 H	Saint Louis	2 3
									265 A	George Mason	3 0
									266 N	Cincinnati	3 0
									288 A	Fordham	3 0
									288 H	Fordham	3 1
									297 H	Wright St.	3 0
									322 A	La Salle	3 0
<hr/>											
LAST 10 GAMES											
265 A George Mason 3 0					182 A Rhode Island 2 3						
157 A George Washington 1 3					288 A Fordham 3 0						
117 A Duquesne 1 3					52 A VCU 1 3						
182 H Rhode Island 3 0					322 A La Salle 3 0						
288 H Fordham 3 1					212 H Saint Louis 2 3						

Non-Div. I Games:

Dayton

Average RPI Win:	192	WON-LOST RECORD	WINNING PCT. RANK	LAST 10 GAMES		STRENGTH OF SCHEDULE	OPP. STRENGTH OF SCHEDULE	TEAM RPI	ADJ RPI	CONF. RPI	ADJ CONF. RPI
DIV. I ONLY		18- 11	.62069 99	5- 5		154	131	109	.52565 121	16	16
DIV. I NON-CONF.		10- 5	.66667 85	0- 0		135	120	92	.55123 94	17	16
TOTALS	RPI 1-25		RPI 26-50	W-L RECORDS		RPI 51-100			RPI 101-150		RPI 150+
18- 11	0- 1		1- 1	OVERALL		2- 3			2- 1		13- 5
11- 4	0- 0		0- 0	HOME		1- 1			1- 1		9- 2
4- 5	0- 0		0- 1	AWAY		1- 2			0- 0		3- 2
3- 2	0- 1		1- 0	NEUTRAL		0- 0			1- 0		1- 1
10- 5	0- 1		1- 1	NON-CONFERENCE		2- 1			2- 0		5- 2
5- 1	0- 0		0- 0	HOME		1- 0			1- 0		3- 1
2- 2	0- 0		0- 1	AWAY		1- 1			0- 0		1- 0
3- 2	0- 1		1- 0	NEUTRAL		0- 0			1- 0		1- 1
8- 6	0- 0		0- 0	CONFERENCE		0- 2			0- 1		8- 3
6- 3	0- 0		0- 0	HOME		0- 1			0- 1		6- 1
2- 3	0- 0		0- 0	AWAY		0- 1			0- 0		2- 2
0- 0	0- 0		0- 0	NEUTRAL		0- 0			0- 0		0- 0
RPI S Opponent Score	RPI S Opponent Score		RPI S Opponent Score		RPI S Opponent Score		RPI S Opponent Score				
18 N Utah 1 3	34 N Arkansas 3 0		56 A Western Ky. 0 3		103 N Northwestern St. 3 1		112 H UALR 2 3				
	38 A Tulsa 1 3		65 A UTSA 3 2		124 H SMU 3 1		151 A Texas-Arlington 2 3				
			79 H Baylor 3 1		151 H Texas-Arlington 3 0		172 A Sam Houston St. 3 0				
			100 A North Texas 1 3		176 H Arkansas St. 2 3		191 H Houston 3 0				
					201 A South Ala. 2 3		201 H South Ala. 3 2				
					210 N Northern Colo. 1 3		214 H La.-Lafayette 3 0				
					217 H Texas Tech 2 3		235 A Troy 3 1				
					235 H Troy 3 1		243 H Lamar 3 0				
					247 A Georgia St. 3 0		247 H Georgia St. 3 1				
					290 H La.-Monroe 3 0		310 N Prairie View 3 0				
					316 H Quinnipiac 3 0						
			LAST 10 GAMES								
			247 H Georgia St. 3 1		201 H South Ala. 3 2						
			56 H Western Ky. 0 3		235 H Troy 3 1						
			151 H Texas-Arlington 3 0		112 H UALR 2 3						
			235 A Troy 3 1		176 H Arkansas St. 2 3						
			201 A South Ala. 2 3		151 A Texas-Arlington 2 3						

Non-Div. I Games:

Texas St.

Average RPI Win:		199	WON-LOST RECORD		WINNING PCT. RANK		LAST 10 GAMES		STRENGTH OF SCHEDULE		OPP. STRENGTH OF SCHEDULE		TEAM RPI		ADJ RPI		CONF. RPI		ADJ CONF. RPI	
DIV. I ONLY			11- 12		.47826 194		4- 6		72		117		122		.52553 123		10		10	
DIV. I NON-CONF.			6- 4		.6 117		1- 0		87		148		96		.5514 93		9		9	
TOTALS		RPI 1-25		RPI 26-50		W-L RECORDS		RPI 51-100		RPI 101-150		RPI 150+								
11- 12		0- 3		0- 1		OVERALL		2- 4		1- 2		8- 2								
5- 6		0- 1		0- 0		HOME		1- 3		0- 1		4- 1								
3- 5		0- 1		0- 1		AWAY		1- 1		0- 1		2- 1								
3- 1		0- 1		0- 0		NEUTRAL		0- 0		1- 0		2- 0								
6- 4		0- 1		0- 1		NON-CONFERENCE		1- 0		1- 1		4- 1								
3- 1		0- 0		0- 0		HOME		1- 0		0- 0		2- 1								
0- 2		0- 0		0- 1		AWAY		0- 0		0- 1		0- 0								
3- 1		0- 1		0- 0		NEUTRAL		0- 0		1- 0		2- 0								
5- 8		0- 2		0- 0		CONFERENCE		1- 4		0- 1		4- 1								
2- 5		0- 1		0- 0		HOME		0- 3		0- 1		2- 0								
3- 3		0- 1		0- 0		AWAY		1- 1		0- 0		2- 1								
0- 0		0- 0		0- 0		NEUTRAL		0- 0		0- 0		0- 0								
RPI	S	Opponent		Score		RPI	S	Opponent		Score		RPI	S	Opponent		Score				
4	N	Washington		0	3	48	A	Northwestern		0	3	64	A	Utah St.		0	3			
20	A	Colorado St.		0	3							64	H	Utah St.		1	3			
20	H	Colorado St.		0	3							66	H	New Mexico		1	3			
												78	H	San Diego St.		0	3			
												88	A	Fresno St.		3	2			
												100	H	North Texas		3	1			
														104 H UNLV		2	3			
														108 A Portland St.		0	3			
														143 N Gonzaga		3	2			
														160 H Idaho		2	3			
														164 A Wyoming		0	3			
														164 H Wyoming		3	0			
														174 N Belmont		3	0			
														222 H Air Force		3	0			
														223 H Sacramento St.		3	0			
														254 A San Jose St.		3	2			
														263 H Grand Canyon		3	0			
														276 N Columbia		3	1			
														281 A Nevada		3	2			
LAST 10 GAMES																				
164 H Wyoming						3	0	281 A Nevada						3	2					
20 H Colorado St.						0	3	20 A Colorado St.						0	3					
78 H San Diego St.						0	3	164 A Wyoming						0	3					
104 H UNLV						2	3	263 H Grand Canyon						3	0					
222 H Air Force						3	0	66 H New Mexico						1	3					

Non-Div. I Games:

Boise St.

Loss, Non-Conf, S Site, H Home, A Away, N Neutral Page 124

Average RPI Win:	187	WON-LOST RECORD	WINNING PCT. RANK	LAST 10 GAMES	STRENGTH OF SCHEDULE	OPP. STRENGTH OF SCHEDULE	TEAM RPI	ADJ RPI	CONF. RPI	ADJ CONF. RPI	
Average RPI Loss:	81										
DIV. I ONLY		14- 9	.6087 107	6- 4	222	80	138	.52217 125	8	8	
DIV. I NON-CONF.		8- 5	.61538 111	0- 0	206	105	135	.52285 127	8	8	
<hr/>											
TOTALS	RPI 1-25	RPI 26-50		W-L RECORDS	RPI 51-100		RPI 101-150		RPI 150+		
14- 9	1- 0	1- 2		OVERALL	1- 5		2- 1		9- 1		
7- 1	1- 0	1- 0		HOME	1- 1		0- 0		4- 0		
4- 4	0- 0	0- 2		AWAY	0- 1		1- 0		3- 1		
3- 4	0- 0	0- 0		NEUTRAL	0- 3		1- 1		2- 0		
<hr/>											
8- 5	0- 0	1- 1		NON-CONFERENCE	0- 3		1- 1		6- 0		
3- 0	0- 0	1- 0		HOME	0- 0		0- 0		2- 0		
2- 1	0- 0	0- 1		AWAY	0- 0		0- 0		2- 0		
3- 4	0- 0	0- 0		NEUTRAL	0- 3		1- 1		2- 0		
<hr/>											
6- 4	1- 0	0- 1		CONFERENCE	1- 2		1- 0		3- 1		
4- 1	1- 0	0- 0		HOME	1- 1		0- 0		2- 0		
2- 3	0- 0	0- 1		AWAY	0- 1		1- 0		1- 1		
0- 0	0- 0	0- 0		NEUTRAL	0- 0		0- 0		0- 0		
<hr/>											
RPI S	Opponent	Score	RPI S	Opponent	Score	RPI S	Opponent	Score	RPI S	Opponent	Score
16 H	Hawaii	3 2	26 A	LSU	1 3	63 A	UC Santa Barbara	2 3	102 N	Toledo	3 0
			29 H	California	3 1	65 N	UTSA	1 3	111 N	Oregon St.	2 3
			47 A	Cal St. Northridge	2 3	78 N	San Diego St.	2 3	138 A	Cal Poly	3 1
						81 N	Illinois St.	2 3	161 H	Bakersfield	3 1
						89 H	UC Irvine	3 2	162 A	Cal St. Fullerton	2 3
						93 H	Long Beach St.	1 3	162 H	Cal St. Fullerton	3 2
									223 H	Sacramento St.	3 0
									263 N	Grand Canyon	3 1
									268 A	Portland	3 0
									281 A	Nevada	3 0
									294 N	Weber St.	3 0
									295 A	UC Riverside	3 1
									295 H	UC Riverside	3 0
<hr/>											
LAST 10 GAMES											
162 H Cal St. Fullerton 3 2						93 H Long Beach St. 1 3					
295 H UC Riverside 3 0						89 H UC Irvine 3 2					
16 H Hawaii 3 2						295 A UC Riverside 3 1					
63 A UC Santa Barbara 2 3						162 A Cal St. Fullerton 2 3					
138 A Cal Poly 3 1						47 A Cal St. Northridge 2 3					

Non-Div. I Games:

UC Davis

Average RPI Win:	174	WON-LOST	WINNING	LAST 10	STRENGTH OF	OPP. STRENGTH	TEAM	ADJ	CONF.	ADJ CONF.			
Average RPI Loss:	57	RECORD	PCT. RANK	GAMES	SCHEDULE	OF SCHEDULE	RPI	RPI	RPI	RPI			
DIV. I ONLY	11- 11	.5	174	4- 6	138	57	134	.52165	126	7	7		
DIV. I NON-CONF.	5- 4	.55556	151	0- 0	138	52	116	.53266	115	5	5		
<hr/>													
TOTALS	RPI 1-25	RPI 26-50		W-L RECORDS	RPI 51-100		RPI 101-150		RPI 150+				
11- 11	0- 4	0- 2		OVERALL	3- 3		2- 2		6- 0				
9- 4	0- 2	0- 1		HOME	3- 1		2- 0		4- 0				
1- 6	0- 2	0- 1		AWAY	0- 1		0- 2		1- 0				
1- 1	0- 0	0- 0		NEUTRAL	0- 1		0- 0		1- 0				
<hr/>													
5- 4	0- 0	0- 1		NON-CONFERENCE	2- 3		0- 0		3- 0				
4- 2	0- 0	0- 1		HOME	2- 1		0- 0		2- 0				
0- 1	0- 0	0- 0		AWAY	0- 1		0- 0		0- 0				
1- 1	0- 0	0- 0		NEUTRAL	0- 1		0- 0		1- 0				
<hr/>													
6- 7	0- 4	0- 1		CONFERENCE	1- 0		2- 2		3- 0				
5- 2	0- 2	0- 0		HOME	1- 0		2- 0		2- 0				
1- 5	0- 2	0- 1		AWAY	0- 0		0- 2		1- 0				
0- 0	0- 0	0- 0		NEUTRAL	0- 0		0- 0		0- 0				
<hr/>													
RPI S	Opponent	Score	RPI S	Opponent	Score	RPI S	Opponent	Score	RPI S	Opponent	Score		
15 A	San Diego	2 3	35 A	St. Mary's (CA)	2 3	54 N	Texas A&M	1 3	113 A	Pacific	1 3		
15 H	San Diego	1 3	43 H	UCLA	1 3	65 A	UTSA	1 3	129 H	San Francisco	3 0		
24 A	BYU	0 3				69 H	Col. of Charleston	3 0	143 A	Gonzaga	2 3		
24 H	BYU	2 3				76 H	Pepperdine	3 0	143 H	Gonzaga	3 0		
						93 H	Long Beach St.	0 3	156 H	Santa Clara	3 2		
						100 H	North Texas	3 0	208 H	Seattle	3 0		
									243 N	Lamar	3 0		
									250 H	Albany (NY)	3 0		
									268 A	Portland	3 0		
									268 H	Portland	3 1		
<hr/>													
LAST 10 GAMES													
15 H San Diego						1	3	113 A Pacific				1	3
24 A BYU						0	3	35 A St. Mary's (CA)				2	3
143 H Gonzaga						3	0	24 H BYU				2	3
268 H Portland						3	1	15 A San Diego				2	3
76 H Pepperdine						3	0	268 A Portland				3	0

Non-Div. I Games:

Loyola Marymount

Average RPI Win:	188	WON-LOST RECORD	WINNING PCT. RANK	LAST 10 GAMES	STRENGTH OF SCHEDULE	OPP. STRENGTH OF SCHEDULE	TEAM RPI	ADJ RPI	CONF. RPI	ADJ CONF. RPI	
DIV. I ONLY		12- 11	.52174 161	4- 6	115	76	123	.52114 127	3	3	
DIV. I NON-CONF.		9- 4	.69231 80	1- 0	187	210	112	.53195 117	3	3	
<hr/>											
TOTALS	RPI 1-25	RPI 26-50		W-L RECORDS	RPI 51-100		RPI 101-150		RPI 150+		
12- 11	0- 3	0- 2		OVERALL	2- 1		1- 3		9- 2		
8- 5	0- 1	0- 2		HOME	1- 1		0- 0		7- 1		
2- 4	0- 2	0- 0		AWAY	0- 0		1- 2		1- 0		
2- 2	0- 0	0- 0		NEUTRAL	1- 0		0- 1		1- 1		
<hr/>											
9- 4	0- 1	0- 0		NON-CONFERENCE	1- 0		0- 2		8- 1		
7- 0	0- 0	0- 0		HOME	0- 0		0- 0		7- 0		
0- 2	0- 1	0- 0		AWAY	0- 0		0- 1		0- 0		
2- 2	0- 0	0- 0		NEUTRAL	1- 0		0- 1		1- 1		
<hr/>											
3- 7	0- 2	0- 2		CONFERENCE	1- 1		1- 1		1- 1		
1- 5	0- 1	0- 2		HOME	1- 1		0- 0		0- 1		
2- 2	0- 1	0- 0		AWAY	0- 0		1- 1		1- 0		
0- 0	0- 0	0- 0		NEUTRAL	0- 0		0- 0		0- 0		
<hr/>											
RPI S	Opponent	Score	RPI S	Opponent	Score	RPI S	Opponent	Score	RPI S	Opponent	Score
6 A	Missouri	0 3	31 H	Georgia	0 3	54 H	Texas A&M	3 1	106 A	Ole Miss	3 1
12 H	Kentucky	0 3	34 H	Arkansas	2 3	64 N	Utah St.	3 1	109 A	Clemson	2 3
14 A	Duke	1 3				67 H	Auburn	0 3	118 A	Mississippi St.	0 3
									132 N	Furman	1 3
									154 A	Tennessee	3 1
									154 H	Tennessee	0 3
									189 H	Coastal Caro.	3 2
									193 H	FIU	3 0
									197 H	Western Caro.	3 0
									200 N	Liberty	3 0
									209 H	High Point	3 0
									259 N	Winthrop	2 3
									267 H	Presbyterian	3 0
									304 H	Robert Morris	3 1
									324 H	South Carolina St.	3 0
<hr/>											
LAST 10 GAMES											
189 H	Coastal Caro.	3 2	12 H	Kentucky	0 3						
67 H	Auburn	0 3	31 H	Georgia	0 3						
154 H	Tennessee	0 3	54 H	Texas A&M	3 1						
106 A	Ole Miss	3 1	34 H	Arkansas	2 3						
118 A	Mississippi St.	0 3	154 A	Tennessee	3 1						

Non-Div. I Games:

South Carolina

Average RPI Win:	247	WON-LOST	WINNING	LAST 10	STRENGTH OF	OPP. STRENGTH	TEAM	ADJ	CONF.	ADJ CONF.		
Average RPI Loss:	140	RECORD	PCT. RANK	GAMES	SCHEDULE	OF SCHEDULE	RPI	RPI	RPI	RPI		
DIV. I ONLY	22- 3	.88	8	9- 1	311	274	124	.52089	128	23	25	
DIV. I NON-CONF.	11- 1	.91667	13	2- 0	329	292	180	.48479	173	25	24	
<hr/>												
TOTALS	RPI 1-25	RPI 26-50		W-L RECORDS		RPI 51-100		RPI 101-150		RPI 150+		
22- 3	0- 0	0- 0		OVERALL		2- 2		0- 0		20- 1		
10- 0	0- 0	0- 0		HOME		2- 0		0- 0		8- 0		
8- 3	0- 0	0- 0		AWAY		0- 2		0- 0		8- 1		
4- 0	0- 0	0- 0		NEUTRAL		0- 0		0- 0		4- 0		
<hr/>												
11- 1	0- 0	0- 0		NON-CONFERENCE		0- 1		0- 0		11- 0		
4- 0	0- 0	0- 0		HOME		0- 0		0- 0		4- 0		
3- 1	0- 0	0- 0		AWAY		0- 1		0- 0		3- 0		
4- 0	0- 0	0- 0		NEUTRAL		0- 0		0- 0		4- 0		
<hr/>												
11- 2	0- 0	0- 0		CONFERENCE		2- 1		0- 0		9- 1		
6- 0	0- 0	0- 0		HOME		2- 0		0- 0		4- 0		
5- 2	0- 0	0- 0		AWAY		0- 1		0- 0		5- 1		
0- 0	0- 0	0- 0		NEUTRAL		0- 0		0- 0		0- 0		
<hr/>												
RPI S	Opponent	Score	RPI S	Opponent	Score	RPI S	Opponent	Score	RPI S	Opponent	Score	
						74 A Lipscomb	2	3	165 A FGCU	3	0	
						74 H Lipscomb	3	1	190 A Fla. Atlantic	3	1	
						83 H East Tenn. St.	3	2	190 H Fla. Atlantic	3	1	
						92 A UCF	1	3	193 A FIU	3	2	
						224 A Kennesaw St.	3	1				
						245 A Northern Ky.	3	2				
						245 H Northern Ky.	3	1				
						248 A North Florida	3	1				
						248 H North Florida	3	0				
						255 A Stetson	2	3				
						255 H Stetson	3	0				
						271 N Southeastern La.	3	1				
						285 N South Dakota St.	3	0				
						287 N Chattanooga	3	0				
						307 H Charleston So.	3	0				
						309 A Mercer	3	0				
						311 H USC Upstate	3	0				
						318 H Mississippi Val.	3	0				
						328 H Bethune-Cookman	3	0				
						328 N Bethune-Cookman	3	1				
331 A Savannah St.	3	0										
<hr/>												
			LAST 10 GAMES									
			248 H North Florida			3	0	311 H USC Upstate			3	0
			331 A Savannah St.			3	0	83 H East Tenn. St.			3	2
			74 A Lipscomb			2	3	248 A North Florida			3	1
			245 A Northern Ky.			3	2	328 H Bethune-Cookman			3	0
			255 H Stetson			3	0	309 A Mercer			3	0

Non-Div. I Games:

Jacksonville

Average RPI Win:		151	WON-LOST RECORD		WINNING PCT. RANK		LAST 10 GAMES		STRENGTH OF SCHEDULE		OPP. STRENGTH OF SCHEDULE		TEAM RPI		ADJ RPI		CONF. RPI		ADJ CONF. RPI				
DIV. I ONLY			11- 11	.5	174	6- 4		142		62		142		.52018	129	7	7						
DIV. I NON-CONF.			4- 6	.4	219	0- 0		59		46		125		.52606	121	5	5						
TOTALS		RPI 1-25		RPI 26-50		W-L RECORDS		RPI 51-100		RPI 101-150		RPI 150+											
11- 11		0- 2		1- 2		OVERALL		1- 4		4- 3		5- 0											
5- 3		0- 0		1- 1		HOME		0- 1		1- 1		3- 0											
3- 6		0- 2		0- 0		AWAY		1- 2		0- 2		2- 0											
3- 2		0- 0		0- 1		NEUTRAL		0- 1		3- 0		0- 0											
4- 6		0- 0		0- 2		NON-CONFERENCE		0- 4		3- 0		1- 0											
1- 2		0- 0		0- 1		HOME		0- 1		0- 0		1- 0											
0- 2		0- 0		0- 0		AWAY		0- 2		0- 0		0- 0											
3- 2		0- 0		0- 1		NEUTRAL		0- 1		3- 0		0- 0											
7- 5		0- 2		1- 0		CONFERENCE		1- 0		1- 3		4- 0											
4- 1		0- 0		1- 0		HOME		0- 0		1- 1		2- 0											
3- 4		0- 2		0- 0		AWAY		1- 0		0- 2		2- 0											
0- 0		0- 0		0- 0		NEUTRAL		0- 0		0- 0		0- 0											
RPI	S	Opponent		Score		RPI	S	Opponent		Score		RPI	S	Opponent		Score							
15	A	San Diego		0	3	28	N	North Carolina		1	3	76	A	Pepperdine		3	2	101	N	Northeastern		3	1
24	A	BYU		0	3	35	H	St. Mary's (CA)		3	1	78	A	San Diego St.		0	3	113	H	Pacific		3	2
						36	H	Miami (FL)		0	3	82	A	Middle Tenn.		2	3	124	N	SMU		3	2
												84	N	Notre Dame		2	3	126	A	Loyola Marymount		0	3
												93	H	Long Beach St.		2	3	139	N	Harvard		3	1
																		143	A	Gonzaga		2	3
																		143	H	Gonzaga		2	3
																		156	A	Santa Clara		3	2
																		156	H	Santa Clara		3	1
																		222	H	Air Force		3	0
																		268	A	Portland		3	1
																		268	H	Portland		3	0
						LAST 10 GAMES																	
						143	A	Gonzaga		2	3	24	A	BYU		0	3						
						268	A	Portland		3	1	15	A	San Diego		0	3						
						156	H	Santa Clara		3	1	268	H	Portland		3	0						
						113	H	Pacific		3	2	143	H	Gonzaga		2	3						
						35	H	St. Mary's (CA)		3	1	156	A	Santa Clara		3	2						

Non-Div. I Games:

San Francisco

Average RPI Win:	192	WON-LOST RECORD	WINNING PCT. RANK	LAST 10 GAMES	STRENGTH OF SCHEDULE	OPP. STRENGTH OF SCHEDULE	TEAM RPI	ADJ RPI	CONF. RPI	ADJ CONF. RPI			
Average RPI Loss:	99												
DIV. I ONLY	12- 11	.52174	161	4- 6	97	111	121	.52007	130	5	5		
DIV. I NON-CONF.	8- 5	.61538	111	0- 0	160	184	120	.52198	128	7	7		
<hr/>													
TOTALS	RPI 1-25	RPI 26-50		W-L RECORDS	RPI 51-100		RPI 101-150		RPI 150+				
12- 11	0- 3	0- 0		OVERALL	0- 3		3- 2		9- 3				
7- 2	0- 1	0- 0		HOME	0- 1		2- 0		5- 0				
3- 6	0- 2	0- 0		AWAY	0- 2		1- 1		2- 1				
2- 3	0- 0	0- 0		NEUTRAL	0- 0		0- 1		2- 2				
<hr/>													
8- 5	0- 1	0- 0		NON-CONFERENCE	0- 1		0- 1		8- 2				
4- 0	0- 0	0- 0		HOME	0- 0		0- 0		4- 0				
2- 2	0- 1	0- 0		AWAY	0- 1		0- 0		2- 0				
2- 3	0- 0	0- 0		NEUTRAL	0- 0		0- 1		2- 2				
<hr/>													
4- 6	0- 2	0- 0		CONFERENCE	0- 2		3- 1		1- 1				
3- 2	0- 1	0- 0		HOME	0- 1		2- 0		1- 0				
1- 4	0- 1	0- 0		AWAY	0- 1		1- 1		0- 1				
0- 0	0- 0	0- 0		NEUTRAL	0- 0		0- 0		0- 0				
<hr/>													
RPI	S	Opponent	Score	RPI	S	Opponent	Score	RPI	S	Opponent	Score		
8	A	Nebraska	1 3					96	A	Seton Hall	2 3		
11	A	Marquette	0 3					96	H	Seton Hall	1 3		
11	H	Marquette	1 3					98	A	Maryland	0 3		
										111	N	Oregon St.	1 3
										133	A	St. John's (NY)	1 3
										133	H	St. John's (NY)	3 1
										140	A	DePaul	3 0
										140	H	DePaul	3 0
										155	A	Georgetown	2 3
										155	H	Georgetown	3 1
										170	A	Lehigh	3 1
										173	A	Oakland	3 1
										175	H	Penn	3 1
										178	N	Central Mich.	2 3
										187	N	Southern Miss.	0 3
										206	H	Delaware	3 2
										230	N	New Hampshire	3 0
										242	H	Sacred Heart	3 1
										265	N	George Mason	3 2
										279	H	Norfolk St.	3 0
<hr/>													
				LAST 10 GAMES									
				155	A	Georgetown	2 3	133	A	St. John's (NY)	1 3		
				140	A	DePaul	3 0	96	A	Seton Hall	2 3		
				11	A	Marquette	0 3	11	H	Marquette	1 3		
				96	H	Seton Hall	1 3	140	H	DePaul	3 0		
				133	H	St. John's (NY)	3 1	155	H	Georgetown	3 1		

Non-Div. I Games:

Villanova

Average RPI Win:		221	WON-LOST RECORD		WINNING PCT. RANK		LAST 10 GAMES		STRENGTH OF SCHEDULE		OPP. STRENGTH OF SCHEDULE		TEAM RPI		ADJ RPI		CONF. RPI		ADJ CONF. RPI										
DIV. I ONLY			15- 10		.6 109		8- 2		178		147		133		.51982 131		26		23										
DIV. I NON-CONF.			5- 8		.38462 231		0- 0		152		58		185		.48382 178		23		22										
TOTALS		RPI 1-25		RPI 26-50		W-L RECORDS		RPI 51-100		RPI 101-150		RPI 150+																	
15- 10		0- 2		0- 2		OVERALL		1- 2		1- 2		13- 2																	
9- 3		0- 1		0- 0		HOME		1- 1		0- 1		8- 0																	
5- 4		0- 1		0- 1		AWAY		0- 0		1- 1		4- 1																	
1- 3		0- 0		0- 1		NEUTRAL		0- 1		0- 0		1- 1																	
5- 8		0- 2		0- 2		NON-CONFERENCE		1- 2		0- 1		4- 1																	
4- 3		0- 1		0- 0		HOME		1- 1		0- 1		3- 0																	
0- 2		0- 1		0- 1		AWAY		0- 0		0- 0		0- 0																	
1- 3		0- 0		0- 1		NEUTRAL		0- 1		0- 0		1- 1																	
10- 2		0- 0		0- 0		CONFERENCE		0- 0		1- 1		9- 1																	
5- 0		0- 0		0- 0		HOME		0- 0		0- 0		5- 0																	
5- 2		0- 0		0- 0		AWAY		0- 0		1- 1		4- 1																	
0- 0		0- 0		0- 0		NEUTRAL		0- 0		0- 0		0- 0																	
RPI	S	Opponent		Score		RPI	S	Opponent		Score		RPI	S	Opponent		Score													
16	A	Hawaii		0	3	29	A	California		0	3	63	N	UC Santa Barbara		2	3	112	H	UALR		1	3						
18	H	Utah		2	3	43	N	UCLA		0	3	66	H	New Mexico		2	3	142	A	UMKC		3	0						
																		85	H	Northern Ill.		3	1	146	A	Utah Valley		0	3
																								156	N	Santa Clara		1	3
																								160	A	Idaho		3	1
																								160	H	Idaho		3	0
																								161	A	Bakersfield		2	3
																								161	H	Bakersfield		3	0
																								194	H	Hampton		3	1
																								208	A	Seattle		3	1
																								208	H	Seattle		3	1
																								263	H	Grand Canyon		3	0
																								275	A	Tex.-Pan American		3	1
																								275	H	Tex.-Pan American		3	0
																								281	N	Nevada		3	0
																								285	H	South Dakota St.		3	0
																								302	H	Southern Utah		3	1
																								317	A	Chicago St.		3	0

Non-Div. I Games:

New Mexico St.

F
u
r
m
a
n

Furman

Average RPI Win:	212	WON-LOST	WINNING	LAST 10	STRENGTH OF	OPP. STRENGTH	TEAM	ADJ	CONF.	ADJ CONF.	
Average RPI Loss:	103	RECORD	PCT. RANK	GAMES	SCHEDULE	OF SCHEDULE	RPI	RPI	RPI	RPI	
DIV. I ONLY	15- 11	.57692	126	4- 6	161	129	131	.51588	133	5	5
DIV. I NON-CONF.	11- 5	.6875	84	0- 0	241	257	141	.50471	149	7	7
<hr/>											
TOTALS	RPI 1-25	RPI 26-50		W-L RECORDS	RPI 51-100		RPI 101-150		RPI 150+		
15- 11	1- 0	0- 2		OVERALL	1- 4		1- 2		12- 3		
5- 3	0- 0	0- 1		HOME	1- 1		1- 0		3- 1		
4- 6	1- 0	0- 1		AWAY	0- 2		0- 2		3- 1		
6- 2	0- 0	0- 0		NEUTRAL	0- 1		0- 0		6- 1		
11- 5	0- 0	0- 0		NON-CONFERENCE	0- 2		0- 1		11- 2		
3- 0	0- 0	0- 0		HOME	0- 0		0- 0		3- 0		
2- 3	0- 0	0- 0		AWAY	0- 1		0- 1		2- 1		
6- 2	0- 0	0- 0		NEUTRAL	0- 1		0- 0		6- 1		
4- 6	1- 0	0- 2		CONFERENCE	1- 2		1- 1		1- 1		
2- 3	0- 0	0- 1		HOME	1- 1		1- 0		0- 1		
2- 3	1- 0	0- 1		AWAY	0- 1		0- 1		1- 0		
0- 0	0- 0	0- 0		NEUTRAL	0- 0		0- 0		0- 0		
<hr/>											
RPI	S	Opponent	Score	RPI	S	Opponent	Score	RPI	S	Opponent	Score
9	A	Creighton	3 2	39	A	Butler	0 3	53	A	Colgate	0 3
				39	H	Butler	2 3	57	A	Xavier	1 3
								57	H	Xavier	0 3
								72	N	Missouri St.	1 3
								96	H	Seton Hall	3 2
								101	A	Northeastern	1 3
								130	A	Villanova	1 3
								130	H	Villanova	3 1
								155	A	Georgetown	3 0
								155	H	Georgetown	2 3
								180	A	Georgia Tech	3 1
								198	N	Connecticut	0 3
								202	N	Central Conn. St.	3 1
								215	N	Brown	3 0
								227	H	Siena	3 0
								230	A	New Hampshire	0 3
								235	N	Troy	3 0
								258	H	Stony Brook	3 0
								258	N	Stony Brook	3 2
								288	H	Fordham	3 0
								299	N	Binghamton	3 1
								308	A	Bryant	3 0
								326	N	UMass Lowell	3 0
<hr/>											
LAST 10 GAMES											
9	A	Creighton	3 2	130	H	Villanova	3 1				
39	H	Butler	2 3	155	H	Georgetown	2 3				
57	H	Xavier	0 3	57	A	Xavier	1 3				
155	A	Georgetown	3 0	39	A	Butler	0 3				
130	A	Villanova	1 3	96	H	Seton Hall	3 2				

Non-Div. I Games:

St. John's (NY)

Average RPI Win: 198		WON-LOST RECORD		WINNING PCT. RANK		LAST 10 GAMES		STRENGTH OF SCHEDULE		OPP. STRENGTH OF SCHEDULE		TEAM RPI		ADJ RPI		CONF. RPI		ADJ CONF. RPI	
DIV. I ONLY		15- 6		.71429 51		8- 2		227		202		114		.51538 134		25		24	
DIV. I NON-CONF.		5- 3		.625 108		0- 0		126		132		103		.54003 110		19		18	
TOTALS		RPI 1-25		RPI 26-50		W-L RECORDS		RPI 51-100		RPI 101-150		RPI 150+							
15- 6		0- 0		0- 1		OVERALL		1- 1		4- 0		10- 4							
9- 2		0- 0		0- 1		HOME		1- 0		3- 0		5- 1							
4- 3		0- 0		0- 0		AWAY		0- 1		1- 0		3- 2							
2- 1		0- 0		0- 0		NEUTRAL		0- 0		0- 0		2- 1							
5- 3		0- 0		0- 1		NON-CONFERENCE		1- 1		0- 0		4- 1							
2- 1		0- 0		0- 1		HOME		1- 0		0- 0		1- 0							
1- 1		0- 0		0- 0		AWAY		0- 1		0- 0		1- 0							
2- 1		0- 0		0- 0		NEUTRAL		0- 0		0- 0		2- 1							
10- 3		0- 0		0- 0		CONFERENCE		0- 0		4- 0		6- 3							
7- 1		0- 0		0- 0		HOME		0- 0		3- 0		4- 1							
3- 2		0- 0		0- 0		AWAY		0- 0		1- 0		2- 2							
0- 0		0- 0		0- 0		NEUTRAL		0- 0		0- 0		0- 0							
RPI S	Opponent	Score		RPI S	Opponent	Score		RPI S	Opponent	Score		RPI S	Opponent	Score					
				47 H	Cal St. Northridge	1	3	66 A	New Mexico	0	3	108 H	Portland St.	3	0				
								78 H	San Diego St.	3	0	110 H	North Dakota	3	0				
												135 A	Idaho St.	3	2				
												135 H	Idaho St.	3	2				
												160 H	Idaho	3	0				
												199 A	William & Mary	3	0				
												210 H	Northern Colo.	2	3				
												211 A	Montana	3	1				
												223 A	Sacramento St.	1	3				
												223 H	Sacramento St.	3	0				
												231 N	Towson	0	3				
												232 N	Campbell	3	0				
												234 H	Eastern Wash.	3	0				
												254 N	San Jose St.	3	0				
												286 A	Montana St.	2	3				
												294 A	Weber St.	3	0				
												294 H	Weber St.	3	0				
												302 H	Southern Utah	3	0				
LAST 10 GAMES																			
				223 H	Sacramento St.	3	0	211 A	Montana	3	1								
				135 A	Idaho St.	3	2	286 A	Montana St.	2	3								
				294 A	Weber St.	3	0	234 H	Eastern Wash.	3	0								
				110 H	North Dakota	3	0	108 H	Portland St.	3	0								
				210 H	Northern Colo.	2	3	302 H	Southern Utah	3	0								

Non-Div. I Games: Abilene Christian 3 0

Northern Ariz.

Average RPI Win: 228		WON-LOST RECORD		WINNING PCT. RANK		LAST 10 GAMES		STRENGTH OF SCHEDULE		OPP. STRENGTH OF SCHEDULE		TEAM RPI		ADJ RPI		CONF. RPI		ADJ CONF. RPI					
DIV. I ONLY		14- 10		.58333 116		7- 3		197		150		148		.5139 135		25		24					
DIV. I NON-CONF.		5- 5		.5 164		0- 0		86		51		114		.53669 112		19		18					
TOTALS		RPI 1-25		RPI 26-50		W-L RECORDS		RPI 51-100		RPI 101-150		RPI 150+											
14- 10		0- 2		0- 0		OVERALL		0- 3		2- 5		12- 0											
5- 2		0- 0		0- 0		HOME		0- 0		0- 2		5- 0											
5- 5		0- 1		0- 0		AWAY		0- 1		1- 3		4- 0											
4- 3		0- 1		0- 0		NEUTRAL		0- 2		1- 0		3- 0											
5- 5		0- 2		0- 0		NON-CONFERENCE		0- 3		2- 0		3- 0											
0- 0		0- 0		0- 0		HOME		0- 0		0- 0		0- 0											
1- 2		0- 1		0- 0		AWAY		0- 1		1- 0		0- 0											
4- 3		0- 1		0- 0		NEUTRAL		0- 2		1- 0		3- 0											
9- 5		0- 0		0- 0		CONFERENCE		0- 0		0- 5		9- 0											
5- 2		0- 0		0- 0		HOME		0- 0		0- 2		5- 0											
4- 3		0- 0		0- 0		AWAY		0- 0		0- 3		4- 0											
0- 0		0- 0		0- 0		NEUTRAL		0- 0		0- 0		0- 0											
RPI	S	Opponent		Score		RPI	S	Opponent		Score		RPI	S	Opponent		Score							
6	A	Missouri		0	3							108	A	Portland St.		1	3						
18	N	Utah		1	3							89	N	UC Irvine		1	3						
												99	N	South Dakota		1	3						
														110 H North Dakota		2	3						
														116 N Pittsburgh		3	0						
														134 A Northern Ariz.		2	3						
														134 H Northern Ariz.		2	3						
														146 A Utah Valley		3	2						
														176 N Arkansas St.		3	0						
														180 N Georgia Tech		3	0						
														210 A Northern Colo.		3	0						
														210 H Northern Colo.		3	0						
														211 H Montana		3	0						
														223 H Sacramento St.		3	0						
														234 A Eastern Wash.		3	1						
														286 H Montana St.		3	0						
														294 A Weber St.		3	2						
														295 N UC Riverside		3	0						
														302 A Southern Utah		3	0						
														302 H Southern Utah		3	0						
						LAST 10 GAMES																	
						210	H	Northern Colo.		3	0	108	A	Portland St.		1	3						
						110	H	North Dakota		2	3	223	H	Sacramento St.		3	0						
						134	H	Northern Ariz.		2	3	294	A	Weber St.		3	2						
						302	H	Southern Utah		3	0	211	H	Montana		3	0						
						234	A	Eastern Wash.		3	1	286	H	Montana St.		3	0						

Non-Div. I Games: Montana Western 3 0

Idaho St.

U
T
E
P

UTEP				Through Games Of Through Matches of Nov. 3, 2013															
Average RPI Win: 228		WON-LOST RECORD		WINNING PCT. RANK		LAST 10 GAMES		STRENGTH OF SCHEDULE		OPP. STRENGTH OF SCHEDULE		TEAM RPI		ADJ RPI		CONF. RPI		ADJ CONF. RPI	
DIV. I ONLY		13- 10		.56522 134		6- 4		140		174		130		.51158 136		11		11	
DIV. I NON-CONF.		7- 5		.58333 133		1- 0		147		202		127		.51814 132		11		11	
TOTALS		RPI 1-25		RPI 26-50		W-L RECORDS		RPI 51-100		RPI 101-150		RPI 150+							
13- 10		0- 3		0- 0		OVERALL		1- 3		1- 1		11- 3							
8- 3		0- 0		0- 0		HOME		0- 2		0- 1		8- 0							
3- 5		0- 1		0- 0		AWAY		1- 1		1- 0		1- 3							
2- 2		0- 2		0- 0		NEUTRAL		0- 0		0- 0		2- 0							
7- 5		0- 3		0- 0		NON-CONFERENCE		0- 1		0- 0		7- 1							
5- 1		0- 0		0- 0		HOME		0- 1		0- 0		5- 0							
0- 2		0- 1		0- 0		AWAY		0- 0		0- 0		0- 1							
2- 2		0- 2		0- 0		NEUTRAL		0- 0		0- 0		2- 0							
6- 5		0- 0		0- 0		CONFERENCE		1- 2		1- 1		4- 2							
3- 2		0- 0		0- 0		HOME		0- 1		0- 1		3- 0							
3- 3		0- 0		0- 0		AWAY		1- 1		1- 0		1- 2							
0- 0		0- 0		0- 0		NEUTRAL		0- 0		0- 0		0- 0							
RPI	S	Opponent	Score		RPI	S	Opponent	Score		RPI	S	Opponent	Score		RPI	S	Opponent	Score	
1	N	Texas	0	3				65	H	UTSA	0	3	115	H	UAB	1	3		
15	N	San Diego	1	3				70	A	Tulane	1	3	144	A	Marshall	3	2		
16	A	Hawaii	0	3				82	A	Middle Tenn.	3	1	159	H	Rice	3	0		
								90	H	Oral Roberts	1	3	182	A	Rhode Island	0	3		
													187	A	Southern Miss.	0	3		
													190	H	Fla. Atlantic	3	1		
													193	H	FIU	3	0		
													194	H	Hampton	3	1		
													240	H	Texas Southern	3	0		
													246	A	Charlotte	1	3		
													263	H	Grand Canyon	3	0		
													277	A	Louisiana Tech	3	1		
													285	H	South Dakota St.	3	0		
													296	N	Hartford	3	0		
													315	H	Southern U.	3	0		
													326	N	UMass Lowell	3	0		
LAST 10 GAMES																			
		246	A	Charlotte	1	3				159	H	Rice	3	0					
		144	A	Marshall	3	2				187	A	Southern Miss.	0	3					
		65	H	UTSA	0	3				82	A	Middle Tenn.	3	1					
		115	H	UAB	1	3				193	H	FIU	3	0					
		263	H	Grand Canyon	3	0				190	H	Fla. Atlantic	3	1					

Non-Div. I Games:

UTEP

U
T
E
P

Average RPI Win:	182	WON-LOST	WINNING	LAST 10	STRENGTH OF	OPP. STRENGTH	TEAM	ADJ	CONF.	ADJ CONF.	
Average RPI Loss:	127	RECORD	PCT. RANK	GAMES	SCHEDULE	OF SCHEDULE	RPI	RPI	RPI	RPI	
DIV. I ONLY	13- 12	.52	164	7- 3	105	139	132	.51152	137	12	12
DIV. I NON-CONF.	5- 7	.41667	209	0- 0	146	150	186	.48098	182	12	12
<hr/>											
TOTALS	RPI 1-25	RPI 26-50		W-L RECORDS	RPI 51-100		RPI 101-150		RPI 150+		
13- 12	0- 0	0- 1		OVERALL	3- 4		0- 4		10- 3		
6- 3	0- 0	0- 0		HOME	2- 2		0- 0		4- 1		
4- 6	0- 0	0- 1		AWAY	1- 2		0- 2		3- 1		
3- 3	0- 0	0- 0		NEUTRAL	0- 0		0- 2		3- 1		
<hr/>											
5- 7	0- 0	0- 1		NON-CONFERENCE	0- 1		0- 4		5- 1		
2- 1	0- 0	0- 0		HOME	0- 1		0- 0		2- 0		
0- 3	0- 0	0- 1		AWAY	0- 0		0- 2		0- 0		
3- 3	0- 0	0- 0		NEUTRAL	0- 0		0- 2		3- 1		
<hr/>											
8- 5	0- 0	0- 0		CONFERENCE	3- 3		0- 0		5- 2		
4- 2	0- 0	0- 0		HOME	2- 1		0- 0		2- 1		
4- 3	0- 0	0- 0		AWAY	1- 2		0- 0		3- 1		
0- 0	0- 0	0- 0		NEUTRAL	0- 0		0- 0		0- 0		
<hr/>											
RPI S	Opponent	Score	RPI S	Opponent	Score	RPI S	Opponent	Score	RPI S	Opponent	Score
			49 A	Kansas St.	0 3	55 A	Wichita St.	0 3	117 N	Duquesne	0 3
						55 H	Wichita St.	3 2	144 A	Marshall	0 3
						60 H	UNI	3 1	149 N	Southeast Mo. St.	2 3
						72 A	Missouri St.	3 2	150 A	IPFW	0 3
						72 H	Missouri St.	1 3	169 A	Loyola Chicago	3 1
						81 A	Illinois St.	0 3	169 H	Loyola Chicago	3 1
						82 H	Middle Tenn.	2 3	179 N	Eastern Ky.	3 1
									195 N	Kent St.	0 3
									198 N	Connecticut	3 2
									212 H	Saint Louis	3 0
									213 A	Bradley	0 3
									213 H	Bradley	2 3
									227 N	Siena	3 0
									233 A	Evansville	3 1
									249 A	Indiana St.	3 0
									257 H	Murray St.	3 1
									292 H	Drake	3 0
<hr/>											
LAST 10 GAMES											
			55 H	Wichita St.	3 2	60 H	UNI	3 1			
			72 H	Missouri St.	1 3	292 H	Drake	3 0			
			213 A	Bradley	0 3	72 A	Missouri St.	3 2			
			169 A	Loyola Chicago	3 1	55 A	Wichita St.	0 3			
			233 A	Evansville	3 1	169 H	Loyola Chicago	3 1			

Non-Div. I Games:

Southern Ill.

Average RPI Win:	198	WON-LOST	WINNING	LAST 10	STRENGTH OF	OPP. STRENGTH	TEAM	ADJ	CONF.	ADJ CONF.				
Average RPI Loss:	70	RECORD	PCT. RANK	GAMES	SCHEDULE	OF SCHEDULE	RPI	RPI	RPI	RPI				
DIV. I ONLY		10- 12	.45455	207	5- 5	81	91	139	.51151	138	8	8		
DIV. I NON-CONF.		6- 7	.46154	190	1- 0	89	122	137	.51101	143	8	8		
<hr/>														
TOTALS	RPI 1-25	RPI 26-50		W-L RECORDS		RPI 51-100		RPI 101-150		RPI 150+				
10- 12	0- 3	0- 3		OVERALL		3- 3		0- 1		7- 2				
2- 3	0- 0	0- 1		HOME		2- 1		0- 1		0- 0				
3- 8	0- 3	0- 1		AWAY		0- 2		0- 0		3- 2				
5- 1	0- 0	0- 1		NEUTRAL		1- 0		0- 0		4- 0				
<hr/>														
6- 7	0- 2	0- 2		NON-CONFERENCE		1- 1		0- 0		5- 2				
0- 0	0- 0	0- 0		HOME		0- 0		0- 0		0- 0				
1- 6	0- 2	0- 1		AWAY		0- 1		0- 0		1- 2				
5- 1	0- 0	0- 1		NEUTRAL		1- 0		0- 0		4- 0				
<hr/>														
4- 5	0- 1	0- 1		CONFERENCE		2- 2		0- 1		2- 0				
2- 3	0- 0	0- 1		HOME		2- 1		0- 1		0- 0				
2- 2	0- 1	0- 0		AWAY		0- 1		0- 0		2- 0				
0- 0	0- 0	0- 0		NEUTRAL		0- 0		0- 0		0- 0				
<hr/>														
RPI	S	Opponent	Score		RPI	S	Opponent	Score		RPI	S	Opponent	Score	
7	A	Stanford	0	3	29	A	California	0	3	51	A	Arizona St.	0	3
16	A	Hawaii	0	3	47	H	Cal St. Northridge	2	3	63	A	UC Santa Barbara	1	3
20	A	Colorado St.	0	3	49	N	Kansas St.	1	3	63	H	UC Santa Barbara	0	3
					79	N	Baylor	3	2	202	N	Central Conn. St.	3	0
					89	H	UC Irvine	3	0	210	A	Northern Colo.	1	3
					93	H	Long Beach St.	3	0	223	A	Sacramento St.	3	2
										254	N	San Jose St.	3	1
										289	N	Alabama St.	3	1
										290	N	La.-Monroe	3	2
										295	A	UC Riverside	3	0
					LAST 10 GAMES									
					63	H	UC Santa Barbara	0	3	16	A	Hawaii	0	3
					295	A	UC Riverside	3	0	63	A	UC Santa Barbara	1	3
162	A	Cal St. Fullerton	3	1	93	H	Long Beach St.	3	0					
47	H	Cal St. Northridge	2	3	89	H	UC Irvine	3	0					
125	H	UC Davis	1	3	290	N	La.-Monroe	3	2					

Non-Div. I Games:

Cal Poly

Average RPI Win: 213		WON-LOST	WINNING	LAST 10	STRENGTH OF		OPP. STRENGTH	TEAM	ADJ	CONF.	ADJ CONF.
Average RPI Loss: 145		RECORD	PCT. RANK	GAMES	SCHEDULE		OF SCHEDULE	RPI	RPI	RPI	RPI
DIV. I ONLY		12- 7	.63158	90	7- 3		202	184	137	.51018	139
DIV. I NON-CONF.		5- 4	.55556	151	0- 0		240	182	177	.48176	181
TOTALS		RPI 1-25	RPI 26-50		W-L RECORDS		RPI 51-100		RPI 101-150		RPI 150+
12- 7	0- 0	1- 1		OVERALL		0- 1		1- 2		10- 3	
8- 1	0- 0	1- 0		HOME		0- 0		0- 0		7- 1	
3- 5	0- 0	0- 1		AWAY		0- 1		0- 1		3- 2	
1- 1	0- 0	0- 0		NEUTRAL		0- 0		1- 1		0- 0	
5- 4	0- 0	0- 0		NON-CONFERENCE		0- 1		1- 2		4- 1	
3- 1	0- 0	0- 0		HOME		0- 0		0- 0		3- 1	
1- 2	0- 0	0- 0		AWAY		0- 1		0- 1		1- 0	
1- 1	0- 0	0- 0		NEUTRAL		0- 0		1- 1		0- 0	
7- 3	0- 0	1- 1		CONFERENCE		0- 0		0- 0		6- 2	
5- 0	0- 0	1- 0		HOME		0- 0		0- 0		4- 0	
2- 3	0- 0	0- 1		AWAY		0- 0		0- 0		2- 2	
0- 0	0- 0	0- 0		NEUTRAL		0- 0		0- 0		0- 0	
RPI S	Opponent	Score	RPI S	Opponent	Score	RPI S	Opponent	Score	RPI S	Opponent	Score
			46 A Yale		0 3	78 A	San Diego St.	1 3	101 A	Northeastern	1 3
			46 H Yale		3 2				124 N	SMU	3 2
									129 N	San Francisco	1 3
									175 A	Penn	3 1
									204 A	Boston College	3 1
									205 H	Hofstra	3 1
									215 A	Brown	2 3
									215 H	Brown	3 1
									217 A	Dartmouth	2 3
									217 H	Dartmouth	3 0
									230 H	New Hampshire	2 3
									238 H	Cornell	3 1
									256 H	Holy Cross	3 2
									270 A	Princeton	3 0
									276 H	Columbia	3 0
									326 H	UMass Lowell	3 0
LAST 10 GAMES											
			46 H Yale		3 2		276 H Columbia		3 0		
			215 H Brown		3 1		238 H Cornell		3 1		
			217 A Dartmouth		2 3		215 A Brown		2 3		
			270 A Princeton		3 0		46 A Yale		0 3		
			175 A Penn		3 1		217 H Dartmouth		3 0		

Non-Div. I Games:

Harvard

Average RPI Win: 256		WON-LOST RECORD	WINNING PCT. RANK		LAST 10 GAMES	STRENGTH OF SCHEDULE	OPP. STRENGTH OF SCHEDULE	TEAM RPI	ADJ RPI	CONF. RPI	ADJ CONF. RPI						
Average RPI Loss: 61																	
DIV. I ONLY		15- 9	.625	93	2- 8	247	126	152	.50782	140	5	5					
DIV. I NON-CONF.		14- 0	1	1	1- 0	322	298	117	.52963	119	7	7					
<hr/>																	
TOTALS		RPI 1-25		RPI 26-50		W-L RECORDS		RPI 51-100		RPI 101-150		RPI 150+					
15- 9		0- 4		0- 1		OVERALL		0- 1		1- 2		14- 1					
5- 4		0- 2		0- 0		HOME		0- 0		1- 1		4- 1					
5- 5		0- 2		0- 1		AWAY		0- 1		0- 1		5- 0					
5- 0		0- 0		0- 0		NEUTRAL		0- 0		0- 0		5- 0					
14- 0		0- 0		0- 0		NON-CONFERENCE		0- 0		1- 0		13- 0					
5- 0		0- 0		0- 0		HOME		0- 0		1- 0		4- 0					
4- 0		0- 0		0- 0		AWAY		0- 0		0- 0		4- 0					
5- 0		0- 0		0- 0		NEUTRAL		0- 0		0- 0		5- 0					
1- 9		0- 4		0- 1		CONFERENCE		0- 1		0- 2		1- 1					
0- 4		0- 2		0- 0		HOME		0- 0		0- 1		0- 1					
1- 5		0- 2		0- 1		AWAY		0- 1		0- 1		1- 0					
0- 0		0- 0		0- 0		NEUTRAL		0- 0		0- 0		0- 0					
RPI	S	Opponent		Score		RPI	S	Opponent		Score		RPI	S	Opponent		Score	
9	A	Creighton		1 3		39	A	Butler		0 3		57	A	Xavier		0 3	
9	H	Creighton		1 3								130	A	Villanova		0 3	
11	A	Marquette		0 3								130	H	Villanova		0 3	
11	H	Marquette		2 3								148	H	Green Bay		3 2	
												155	A	Georgetown		3 0	
												155	H	Georgetown		1 3	
												168	N	Eastern Ill.		3 1	
												192	N	Radford		3 2	
												247	N	Georgia St.		3 0	
												252	A	Ill.-Chicago		3 0	
												273	A	SIU Edwardsville		3 1	
												274	H	McNeese St.		3 0	
												285	N	South Dakota St.		3 0	
												292	A	Drake		3 2	
												301	A	Citadel		3 0	
												303	H	Providence		3 0	
												307	H	Charleston So.		3 0	
												317	H	Chicago St.		3 0	
												321	N	Ark.-Pine Bluff		3 0	
						LAST 10 GAMES											
						39	A	Butler		0 3		11	A	Marquette		0 3	
						57	A	Xavier		0 3		148	H	Green Bay		3 2	
						130	H	Villanova		0 3		9	A	Creighton		1 3	
						9	H	Creighton		1 3		155	A	Georgetown		3 0	
						155	H	Georgetown		1 3		130	A	Villanova		0 3	

Non-Div. I Games:

DePaul

Average RPI Win:		193	WON-LOST RECORD		WINNING PCT. RANK		LAST 10 GAMES		STRENGTH OF SCHEDULE		OPP. STRENGTH OF SCHEDULE		TEAM RPI		ADJ RPI		CONF. RPI		ADJ CONF. RPI	
Average RPI Loss:		97																		
DIV. I ONLY			14- 13		.51852 171		3- 7		135		116		141		.50772 141		9		9	
DIV. I NON-CONF.			10- 5		.66667 85		0- 0		220		153		126		.52021 130		10		10	
TOTALS		RPI 1-25		RPI 26-50		W-L RECORDS		RPI 51-100		RPI 101-150		RPI 150+								
14- 13		0- 1		0- 3		OVERALL		2- 3		4- 3		8- 3								
5- 4		0- 0		0- 2		HOME		0- 0		3- 1		2- 1								
3- 7		0- 1		0- 1		AWAY		1- 3		0- 1		2- 1								
6- 2		0- 0		0- 0		NEUTRAL		1- 0		1- 1		4- 1								
10- 5		0- 1		0- 0		NON-CONFERENCE		1- 1		2- 2		7- 1								
2- 1		0- 0		0- 0		HOME		0- 0		1- 1		1- 0								
2- 2		0- 1		0- 0		AWAY		0- 1		0- 0		2- 0								
6- 2		0- 0		0- 0		NEUTRAL		1- 0		1- 1		4- 1								
4- 8		0- 0		0- 3		CONFERENCE		1- 2		2- 1		1- 2								
3- 3		0- 0		0- 2		HOME		0- 0		2- 0		1- 1								
1- 5		0- 0		0- 1		AWAY		1- 2		0- 1		0- 1								
0- 0		0- 0		0- 0		NEUTRAL		0- 0		0- 0		0- 0								
RPI	S	Opponent		Score		RPI	S	Opponent		Score		RPI	S	Opponent		Score				
22	A	Michigan St.		0	3	42	H	Ohio		1	3	71	A	Bowling Green		3	2			
						45	A	Ball St.		0	3	85	A	Northern Ill.		1	3			
						45	H	Ball St.		0	3	86	A	Valparaiso		2	3			
												87	N	Army		3	1			
												97	A	Western Mich.		1	3			
														102 A Toledo		1	3			
														102 H Toledo		3	1			
														107 N Iowa		1	3			
														111 H Oregon St.		2	3			
														117 N Duquesne		3	1			
														120 H Buffalo		3	1			
														150 H IPFW		3	0			
														166 A Miami (OH)		2	3			
														173 H Oakland		3	0			
														178 H Central Mich.		0	3			
														181 N Cleveland St.		1	3			
														215 A Brown		3	0			
														256 N Holy Cross		3	0			
														264 H Akron		3	0			
														266 N Cincinnati		3	0			
														278 A Canisius		3	1			
														296 N Hartford		3	2			
														308 N Bryant		3	0			
LAST 10 GAMES																				
						45	A	Ball St.		0	3	166	A	Miami (OH)		2	3			
						102	A	Toledo		1	3	42	H	Ohio		1	3			
						120	H	Buffalo		3	1	178	H	Central Mich.		0	3			
						264	H	Akron		3	0	97	A	Western Mich.		1	3			
						71	A	Bowling Green		3	2	85	A	Northern Ill.		1	3			

Non-Div. I Games:

Eastern Mich.

UMKC					Through Games Of Through Matches of Nov. 3, 2013										
Average RPI Win: 219		WON-LOST RECORD	WINNING PCT. RANK		LAST 10 GAMES	STRENGTH OF SCHEDULE		OPP. STRENGTH OF SCHEDULE		TEAM RPI	ADJ RPI		CONF. RPI	ADJ CONF. RPI	
Average RPI Loss: 112															
DIV. I ONLY		13- 11	.54167	149	5- 5	149		194		149	.50754	142	26	23	
DIV. I NON-CONF.		6- 6	.5	164	0- 0	65		106		108	.54454	107	23	22	
TOTALS		RPI 1-25		RPI 26-50		W-L RECORDS		RPI 51-100		RPI 101-150		RPI 150+			
13- 11		0- 1		0- 1		OVERALL		0- 3		2- 4		11- 2			
6- 4		0- 1		0- 0		HOME		0- 1		0- 2		6- 0			
4- 6		0- 0		0- 1		AWAY		0- 1		0- 2		4- 2			
3- 1		0- 0		0- 0		NEUTRAL		0- 1		2- 0		1- 0			
6- 6		0- 1		0- 1		NON-CONFERENCE		0- 3		2- 1		4- 0			
2- 2		0- 1		0- 0		HOME		0- 1		0- 0		2- 0			
1- 3		0- 0		0- 1		AWAY		0- 1		0- 1		1- 0			
3- 1		0- 0		0- 0		NEUTRAL		0- 1		2- 0		1- 0			
7- 5		0- 0		0- 0		CONFERENCE		0- 0		0- 3		7- 2			
4- 2		0- 0		0- 0		HOME		0- 0		0- 2		4- 0			
3- 3		0- 0		0- 0		AWAY		0- 0		0- 1		3- 2			
0- 0		0- 0		0- 0		NEUTRAL		0- 0		0- 0		0- 0			
RPI S	Opponent	Score		RPI S	Opponent	Score		RPI S	Opponent	Score		RPI S	Opponent	Score	
17 H	Kansas	1	3	34 A	Arkansas	0	3	66 N	New Mexico	0	3	103 N	Northwestern St.	3	0
								77 H	Wake Forest	1	3	105 N	LIU Brooklyn	3	1
								98 A	Maryland	2	3	131 H	New Mexico St.	0	3
												146 A	Utah Valley	2	3
												146 H	Utah Valley	1	3
												149 A	Southeast Mo. St.	2	3
												160 A	Idaho	0	3
												161 A	Bakersfield	3	2
												161 H	Bakersfield	3	2
												168 H	Eastern Ill.	3	0
												175 N	Penn	3	1
												208 A	Seattle	0	3
												263 A	Grand Canyon	3	2
												263 H	Grand Canyon	3	0
												267 H	Presbyterian	3	1
												273 A	SIU Edwardsville	3	1
												275 H	Tex.-Pan American	3	0
												317 A	Chicago St.	3	0
												317 H	Chicago St.	3	0
				LAST 10 GAMES											
				146 H	Utah Valley	1	3	160 A	Idaho	0	3				
				161 H	Bakersfield	3	2	131 H	New Mexico St.	0	3				
				263 H	Grand Canyon	3	0	275 H	Tex.-Pan American	3	0				
				317 H	Chicago St.	3	0	161 A	Bakersfield	3	2				
				208 A	Seattle	0	3	146 A	Utah Valley	2	3				

Non-Div. I Games:

UMKC

Average RPI Win:		183	WON-LOST RECORD		WINNING PCT. RANK		LAST 10 GAMES		STRENGTH OF SCHEDULE		OPP. STRENGTH OF SCHEDULE		TEAM RPI		ADJ RPI		CONF. RPI		ADJ CONF. RPI	
Average RPI Loss:		71																		
DIV. I ONLY			10- 12		.45455 207		5- 5		139		71		155		.5074 143		7		7	
DIV. I NON-CONF.			4- 5		.44444 200		0- 0		117		111		151		.50656 146		5		5	
TOTALS		RPI 1-25		RPI 26-50		W-L RECORDS		RPI 51-100		RPI 101-150		RPI 150+								
10- 12		0- 3		0- 1		OVERALL		0- 4		4- 4		6- 0								
5- 4		0- 2		0- 0		HOME		0- 2		3- 0		2- 0								
4- 5		0- 0		0- 1		AWAY		0- 1		1- 3		3- 0								
1- 3		0- 1		0- 0		NEUTRAL		0- 1		0- 1		1- 0								
4- 5		0- 1		0- 0		NON-CONFERENCE		0- 2		1- 2		3- 0								
2- 1		0- 0		0- 0		HOME		0- 1		1- 0		1- 0								
1- 1		0- 0		0- 0		AWAY		0- 0		0- 1		1- 0								
1- 3		0- 1		0- 0		NEUTRAL		0- 1		0- 1		1- 0								
6- 7		0- 2		0- 1		CONFERENCE		0- 2		3- 2		3- 0								
3- 3		0- 2		0- 0		HOME		0- 1		2- 0		1- 0								
3- 4		0- 0		0- 1		AWAY		0- 1		1- 2		2- 0								
0- 0		0- 0		0- 0		NEUTRAL		0- 0		0- 0		0- 0								
RPI S	Opponent		Score		RPI S	Opponent		Score		RPI S	Opponent		Score		RPI S	Opponent		Score		
4 N	Washington		2	3	35 A	St. Mary's (CA)		1	3	51 H	Arizona St.		0	3	104 H	UNLV		3	0	
15 H	San Diego		0	3						76 A	Pepperdine		2	3	108 A	Portland St.		0	3	
24 H	BYU		0	3						76 H	Pepperdine		1	3	113 A	Pacific		1	3	
										99 N	South Dakota		0	3	123 N	Boise St.		2	3	
															126 A	Loyola Marymount		0	3	
															126 H	Loyola Marymount		3	2	
															129 A	San Francisco		3	2	
															129 H	San Francisco		3	2	
															156 A	Santa Clara		3	1	
															156 H	Santa Clara		3	0	
															208 H	Seattle		3	0	
															264 N	Akron		3	0	
															268 A	Portland		3	2	
															286 A	Montana St.		3	2	
				LAST 10 GAMES																
					129 H	San Francisco		3	2	15 H	San Diego		0	3						
					156 H	Santa Clara		3	0	268 A	Portland		3	2						
					126 A	Loyola Marymount		0	3	156 A	Santa Clara		3	1						
					76 A	Pepperdine		2	3	129 A	San Francisco		3	2						
					24 H	BYU		0	3	76 H	Pepperdine		1	3						

Non-Div. I Games:

Gonzaga

Average RPI Win: 234		WON-LOST RECORD		WINNING PCT. RANK		LAST 10 GAMES		STRENGTH OF SCHEDULE		OPP. STRENGTH OF SCHEDULE		TEAM RPI		ADJ RPI		CONF. RPI		ADJ CONF. RPI	
Average RPI Loss: 131		17- 10		.62963 91		7- 3		200		188		136		.50605 145		19		19	
DIV. I ONLY		9- 6		.6 117		0- 0		189		161		136		.5111 142		22		25	
DIV. I NON-CONF.																			
TOTALS		RPI 1-25		RPI 26-50		W-L RECORDS		RPI 51-100		RPI 101-150		RPI 150+							
17- 10		0- 2		0- 0		OVERALL		0- 2		1- 2		16- 4							
8- 2		0- 1		0- 0		HOME		0- 0		0- 0		8- 1							
3- 7		0- 1		0- 0		AWAY		0- 2		0- 2		3- 2							
6- 1		0- 0		0- 0		NEUTRAL		0- 0		1- 0		5- 1							
9- 6		0- 2		0- 0		NON-CONFERENCE		0- 1		1- 1		8- 2							
3- 1		0- 1		0- 0		HOME		0- 0		0- 0		3- 0							
0- 4		0- 1		0- 0		AWAY		0- 1		0- 1		0- 1							
6- 1		0- 0		0- 0		NEUTRAL		0- 0		1- 0		5- 1							
8- 4		0- 0		0- 0		CONFERENCE		0- 1		0- 1		8- 2							
5- 1		0- 0		0- 0		HOME		0- 0		0- 0		5- 1							
3- 3		0- 0		0- 0		AWAY		0- 1		0- 1		3- 1							
0- 0		0- 0		0- 0		NEUTRAL		0- 0		0- 0		0- 0							
RPI S	Opponent	Score		RPI S	Opponent	Score		RPI S	Opponent	Score		RPI S	Opponent	Score					
6 A	Missouri	0	3					74 A	Lipscomb	0	3	115 A	UAB	0	3				
10 H	Minnesota	0	3					80 A	Ga. Southern	1	3	132 A	Furman	1	3				
												149 N	Southeast Mo. St.	3	0				
												158 H	Appalachian St.	3	2				
												171 H	UNC Greensboro	3	0				
												185 H	Elon	3	0				
												189 N	Coastal Caro.	2	3				
												197 H	Western Caro.	2	3				
												201 N	South Ala.	3	0				
												207 A	Davidson	3	1				
												207 H	Davidson	3	0				
												224 A	Kennesaw St.	1	3				
												231 N	Towson	3	0				
												237 N	Jacksonville St.	3	0				
												247 H	Georgia St.	3	0				
												258 N	Stony Brook	3	0				
												262 A	Wofford	3	1				
												267 H	Presbyterian	3	0				
												287 A	Chattanooga	0	3				
												287 H	Chattanooga	3	1				
												298 N	Tennessee Tech	3	0				
												301 A	Citadel	3	0				
												309 H	Mercer	3	0				
				LAST 10 GAMES															
				207 H	Davidson	3	0	185 H	Elon	3	0								
				287 H	Chattanooga	3	1	207 A	Davidson	3	1								
				80 A	Ga. Southern	1	3	287 A	Chattanooga	0	3								
				301 A	Citadel	3	0	158 H	Appalachian St.	3	2								
				171 H	UNC Greensboro	3	0	197 H	Western Caro.	2	3								

Non-Div. I Games:

Samford

Average RPI Win:		224	WON-LOST RECORD		WINNING PCT. RANK		LAST 10 GAMES		STRENGTH OF SCHEDULE		OPP. STRENGTH OF SCHEDULE		TEAM RPI		ADJ RPI		CONF. RPI		ADJ CONF. RPI				
DIV. I ONLY			16- 12		.57143 130		7- 3		204		128		154		.50562 146		26		23				
DIV. I NON-CONF.			7- 9		.4375 202		1- 1		184		59		175		.48971 164		23		22				
TOTALS		RPI 1-25		RPI 26-50		W-L RECORDS		RPI 51-100		RPI 101-150		RPI 150+											
16- 12		0- 2		0- 2		OVERALL		0- 4		3- 1		13- 3											
7- 7		0- 2		0- 0		HOME		0- 3		2- 1		5- 1											
6- 4		0- 0		0- 1		AWAY		0- 1		1- 0		5- 2											
3- 1		0- 0		0- 1		NEUTRAL		0- 0		0- 0		3- 0											
7- 9		0- 2		0- 2		NON-CONFERENCE		0- 4		0- 1		7- 0											
2- 6		0- 2		0- 0		HOME		0- 3		0- 1		2- 0											
2- 2		0- 0		0- 1		AWAY		0- 1		0- 0		2- 0											
3- 1		0- 0		0- 1		NEUTRAL		0- 0		0- 0		3- 0											
9- 3		0- 0		0- 0		CONFERENCE		0- 0		3- 0		6- 3											
5- 1		0- 0		0- 0		HOME		0- 0		2- 0		3- 1											
4- 2		0- 0		0- 0		AWAY		0- 0		1- 0		3- 2											
0- 0		0- 0		0- 0		NEUTRAL		0- 0		0- 0		0- 0											
RPI	S	Opponent		Score		RPI	S	Opponent		Score		RPI	S	Opponent		Score							
18	H	Utah		1	3	27	A	Arizona		0	3	51	H	Arizona St.		0	3						
24	H	BYU		1	3	39	N	Butler		0	3	55	H	Wichita St.		0	3						
												64	A	Utah St.		0	3						
												89	H	UC Irvine		1	3						
												131	H	New Mexico St.		3	0						
												135	H	Idaho St.		2	3						
												142	A	UMKC		3	1						
												142	H	UMKC		3	2						
												160	A	Idaho		3	2						
												160	H	Idaho		2	3						
												161	A	Bakersfield		0	3						
												164	N	Wyoming		3	1						
												179	N	Eastern Ky.		3	1						
												208	A	Seattle		2	3						
												208	H	Seattle		3	0						
												220	H	North Dakota St.		3	0						
												222	A	Air Force		3	2						
												263	A	Grand Canyon		3	0						
												275	A	Tex.-Pan American		3	0						
												275	H	Tex.-Pan American		3	0						
												294	A	Weber St.		3	0						
												295	N	UC Riverside		3	0						
												302	H	Southern Utah		3	0						
												317	H	Chicago St.		3	0						
LAST 10 GAMES																							
142 A UMKC						3 1						275 H Tex.-Pan American						3 0					
302 H Southern Utah						3 0						64 A Utah St.						0 3					
208 H Seattle						3 0						263 A Grand Canyon						3 0					
160 H Idaho						2 3						161 A Bakersfield						0 3					
131 H New Mexico St.						3 0						317 H Chicago St.						3 0					

Non-Div. I Games:

Utah Valley

Average RPI Win: 237		WON-LOST	WINNING	LAST 10	STRENGTH OF		OPP. STRENGTH	TEAM	ADJ	CONF.	ADJ CONF.
Average RPI Loss: 139		RECORD	PCT. RANK	GAMES	SCHEDULE		OF SCHEDULE	RPI	RPI	RPI	RPI
DIV. I ONLY		16- 8	.66667	71	5- 5		228	224	140	.50548	147
DIV. I NON-CONF.		11- 3	.78571	45	0- 0		274	277	129	.51505	136
TOTALS		RPI 1-25	RPI 26-50		W-L RECORDS		RPI 51-100		RPI 101-150		RPI 150+
16- 8	0- 0	0- 1		OVERALL		0- 2		0- 1		16- 4	
8- 1	0- 0	0- 0		HOME		0- 1		0- 0		8- 0	
3- 6	0- 0	0- 0		AWAY		0- 1		0- 1		3- 4	
5- 1	0- 0	0- 1		NEUTRAL		0- 0		0- 0		5- 0	
11- 3	0- 0	0- 1		NON-CONFERENCE		0- 0		0- 0		11- 2	
4- 0	0- 0	0- 0		HOME		0- 0		0- 0		4- 0	
2- 2	0- 0	0- 0		AWAY		0- 0		0- 0		2- 2	
5- 1	0- 0	0- 1		NEUTRAL		0- 0		0- 0		5- 0	
5- 5	0- 0	0- 0		CONFERENCE		0- 2		0- 1		5- 2	
4- 1	0- 0	0- 0		HOME		0- 1		0- 0		4- 0	
1- 4	0- 0	0- 0		AWAY		0- 1		0- 1		1- 2	
0- 0	0- 0	0- 0		NEUTRAL		0- 0		0- 0		0- 0	
RPI S	Opponent	Score	RPI S	Opponent	Score	RPI S	Opponent	Score	RPI S	Opponent	Score
			41 N	Alabama	2 3	69 A	Col. of Charleston	0 3	101 A	Northeastern	0 3
						69 H	Col. of Charleston	1 3	183 A	James Madison	3 2
									183 H	James Madison	3 0
									185 N	Elon	3 0
									193 A	FIU	1 3
									196 N	Houston Baptist	3 1
									197 H	Western Caro.	3 1
									199 A	William & Mary	2 3
									199 H	William & Mary	3 0
									205 A	Hofstra	1 3
									206 H	Delaware	3 0
									219 A	Navy	3 1
									225 H	UNC Asheville	3 1
									231 H	Towson	3 0
									232 A	Campbell	2 3
									252 N	Ill.-Chicago	3 1
									259 A	Winthrop	3 1
									301 N	Citadel	3 0
									309 H	Mercer	3 0
									314 H	N.C. A&T	3 0
									328 N	Bethune-Cookman	3 0
			LAST 10 GAMES								
			206 H	Delaware	3 0	69 H	Col. of Charleston	1 3			
			231 H	Towson	3 0	183 A	James Madison	3 2			
			69 A	Col. of Charleston	0 3	199 A	William & Mary	2 3			
			199 H	William & Mary	3 0	101 A	Northeastern	0 3			
			183 H	James Madison	3 0	205 A	Hofstra	1 3			

Non-Div. I Games:

UNC Wilmington

[illegible]

Non-Div. I Games:

Green Bay

Average RPI Win:		190	WON-LOST RECORD		WINNING PCT. RANK	LAST 10 GAMES	STRENGTH OF SCHEDULE		OPP. STRENGTH OF SCHEDULE	TEAM RPI	ADJ RPI	CONF. RPI	ADJ CONF. RPI
Average RPI Loss:		126	14- 14		.5 174	5- 5	100		149	143	.50453 149	24	26
DIV. I ONLY			8- 8		.5 164	1- 1	72		66	105	.54598 104	26	26
DIV. I NON-CONF.													
TOTALS		RPI 1-25	RPI 26-50		W-L RECORDS		RPI 51-100		RPI 101-150		RPI 150+		
14- 14		0- 1	0- 2		OVERALL		0- 4		5- 2		9- 5		
5- 2		0- 0	0- 0		HOME		0- 1		1- 0		4- 1		
4- 9		0- 1	0- 2		AWAY		0- 1		1- 1		3- 4		
5- 3		0- 0	0- 0		NEUTRAL		0- 2		3- 1		2- 0		
8- 8		0- 1	0- 2		NON-CONFERENCE		0- 3		5- 2		3- 0		
2- 0		0- 0	0- 0		HOME		0- 0		1- 0		1- 0		
1- 5		0- 1	0- 2		AWAY		0- 1		1- 1		0- 0		
5- 3		0- 0	0- 0		NEUTRAL		0- 2		3- 1		2- 0		
6- 6		0- 0	0- 0		CONFERENCE		0- 1		0- 0		6- 5		
3- 2		0- 0	0- 0		HOME		0- 1		0- 0		3- 1		
3- 4		0- 0	0- 0		AWAY		0- 0		0- 0		3- 4		
0- 0		0- 0	0- 0		NEUTRAL		0- 0		0- 0		0- 0		
RPI S	Opponent	Score	RPI S	Opponent	Score	RPI S	Opponent	Score	RPI S	Opponent	Score		
6 A	Missouri	0 3	40 A	Ohio St.	1 3	57 N	Xavier	1 3	112 N	UALR	3 2		
			49 A	Kansas St.	0 3	72 A	Missouri St.	0 3	118 A	Mississippi St.	3 1		
						82 N	Middle Tenn.	0 3	118 A	Mississippi St.	0 3		
						94 H	Morehead St.	2 3	119 N	IUPUI	3 2		
									137 N	Southern Ill.	3 2		
									142 H	UMKC	3 2		
									145 N	Samford	0 3		
									168 A	Eastern Ill.	1 3		
									168 H	Eastern Ill.	3 2		
									174 A	Belmont	1 3		
									179 H	Eastern Ky.	3 2		
									203 A	Austin Peay	1 3		
									212 H	Saint Louis	3 2		
									227 N	Siena	3 0		
									231 N	Towson	3 1		
									237 H	Jacksonville St.	3 0		
									251 A	Tennessee St.	3 1		
									257 A	Murray St.	3 0		
									273 A	SIU Edwardsville	3 2		
									273 H	SIU Edwardsville	1 3		
									283 A	UT Martin	2 3		
			LAST 10 GAMES										
			168 A	Eastern Ill.	1 3	251 A	Tennessee St.	3 1					
			273 A	SIU Edwardsville	3 2	174 A	Belmont	1 3					
			72 A	Missouri St.	0 3	212 H	Saint Louis	3 2					
			94 H	Morehead St.	2 3	257 A	Murray St.	3 0					
			179 H	Eastern Ky.	3 2	203 A	Austin Peay	1 3					

Non-Div. I Games:

Southeast Mo. St.

Average RPI Win: 183		WON-LOST RECORD		WINNING PCT. RANK		LAST 10 GAMES		STRENGTH OF SCHEDULE		OPP. STRENGTH OF SCHEDULE		TEAM RPI		ADJ RPI		CONF. RPI		ADJ CONF. RPI	
Average RPI Loss: 116																			
DIV. I ONLY		14- 13		.51852 171		7- 3		125		143		145		.50343 150		22		20	
DIV. I NON-CONF.		8- 8		.5 164		1- 0		50		97		97		.54812 99		15		15	
TOTALS		RPI 1-25		RPI 26-50		W-L RECORDS		RPI 51-100		RPI 101-150		RPI 150+							
14- 13		0- 1		0- 2		OVERALL		2- 4		3- 2		9- 4							
8- 2		0- 1		0- 0		HOME		1- 1		3- 0		4- 0							
4- 9		0- 0		0- 2		AWAY		1- 2		0- 2		3- 3							
2- 2		0- 0		0- 0		NEUTRAL		0- 1		0- 0		2- 1							
8- 8		0- 1		0- 2		NON-CONFERENCE		1- 3		3- 1		4- 1							
4- 2		0- 1		0- 0		HOME		0- 1		3- 0		1- 0							
2- 4		0- 0		0- 2		AWAY		1- 1		0- 1		1- 0							
2- 2		0- 0		0- 0		NEUTRAL		0- 1		0- 0		2- 1							
6- 5		0- 0		0- 0		CONFERENCE		1- 1		0- 1		5- 3							
4- 0		0- 0		0- 0		HOME		1- 0		0- 0		3- 0							
2- 5		0- 0		0- 0		AWAY		0- 1		0- 1		2- 3							
0- 0		0- 0		0- 0		NEUTRAL		0- 0		0- 0		0- 0							
RPI S	Opponent	Score		RPI S	Opponent	Score		RPI S	Opponent	Score		RPI S	Opponent	Score					
22 H	Michigan St.	0	3	39 A	Butler	0	3	81 H	Illinois St.	0	3	102 H	Toledo	3	0				
				45 A	Ball St.	2	3	85 A	Northern Ill.	1	3	117 H	Duquesne	3	0				
								89 N	UC Irvine	0	3	119 A	IUPUI	0	3				
								97 A	Western Mich.	3	0	137 H	Southern Ill.	3	0				
								99 A	South Dakota	0	3	141 A	Eastern Mich.	0	3				
								99 H	South Dakota	3	2	157 N	George Washington	3	0				
												167 A	Denver	0	3				
												167 H	Denver	3	0				
												173 N	Oakland	1	3				
												181 A	Cleveland St.	3	1				
												198 H	Connecticut	3	1				
												209 N	High Point	3	0				
												220 A	North Dakota St.	1	3				
												229 A	Western Ill.	2	3				
												229 H	Western Ill.	3	2				
												285 A	South Dakota St.	3	0				
												293 A	Neb. Omaha	3	1				
												293 H	Neb. Omaha	3	1				
				LAST 10 GAMES															
				293 A	Neb. Omaha	3	1	220 A	North Dakota St.	1	3								
				229 A	Western Ill.	2	3	119 A	IUPUI	0	3								
				99 H	South Dakota	3	2	102 H	Toledo	3	0								
				167 H	Denver	3	0	229 H	Western Ill.	3	2								
				285 A	South Dakota St.	3	0	293 H	Neb. Omaha	3	1								

Non-Div. I Games:

IPFW

Average RPI Win: 213		WON-LOST	WINNING	LAST 10	STRENGTH OF		OPP. STRENGTH	TEAM	ADJ	CONF.	ADJ CONF.						
Average RPI Loss: 117		RECORD	PCT. RANK	GAMES	SCHEDULE		OF SCHEDULE	RPI	RPI	RPI	RPI						
DIV. I ONLY		14- 12	.53846	154	5- 5		155	192	153	.50335	151	16	16				
DIV. I NON-CONF.		6- 6	.5	164	0- 0		195	206	187	.48626	171	17	16				

TOTALS		RPI 1-25		RPI 26-50		W-L RECORDS		RPI 51-100		RPI 101-150		RPI 150+					
14- 12		0- 0		0- 1		OVERALL		1- 4		2- 3		11- 4					
8- 6		0- 0		0- 0		HOME		0- 2		1- 1		7- 3					
4- 4		0- 0		0- 0		AWAY		1- 2		1- 1		2- 1					
2- 2		0- 0		0- 1		NEUTRAL		0- 0		0- 1		2- 0					
6- 6		0- 0		0- 1		NON-CONFERENCE		1- 2		0- 1		5- 2					
3- 2		0- 0		0- 0		HOME		0- 1		0- 0		3- 1					
1- 2		0- 0		0- 0		AWAY		1- 1		0- 0		0- 1					
2- 2		0- 0		0- 1		NEUTRAL		0- 0		0- 1		2- 0					
8- 6		0- 0		0- 0		CONFERENCE		0- 2		2- 2		6- 2					
5- 4		0- 0		0- 0		HOME		0- 1		1- 1		4- 2					
3- 2		0- 0		0- 0		AWAY		0- 1		1- 1		2- 0					
0- 0		0- 0		0- 0		NEUTRAL		0- 0		0- 0		0- 0					
RPI	S	Opponent		Score		RPI	S	Opponent		Score		RPI	S	Opponent		Score	
						38	N	Tulsa	0	3							
						56	A	Western Ky.	0	3			112	A	UALR	3	1
						56	H	Western Ky.	0	3			112	H	UALR	1	3
						65	H	UTSA	1	3			118	N	Mississippi St.	1	3
						79	A	Baylor	3	1			121	A	Texas St.	0	3
						100	A	North Texas	1	3			121	H	Texas St.	3	2
													152	H	A&M-Corpus Christi	0	3
													158	A	Appalachian St.	1	3
													167	N	Denver	3	2
													176	A	Arkansas St.	3	0
													176	H	Arkansas St.	2	3
													201	H	South Ala.	3	0
													214	H	La.-Lafayette	3	0
													221	N	East Carolina	3	1
													235	H	Troy	3	2
													247	A	Georgia St.	3	0
													247	H	Georgia St.	2	3
													277	H	Louisiana Tech	3	1
													290	H	La.-Monroe	3	1
													318	H	Mississippi Val.	3	0
													330	H	Grambling	3	0

LAST 10 GAMES																	
						56	H	Western Ky.	0	3	235	H	Troy	3	2		
						247	H	Georgia St.	2	3	201	H	South Ala.	3	0		
						121	A	Texas St.	0	3	176	H	Arkansas St.	2	3		
						112	A	UALR	3	1	112	H	UALR	1	3		
						176	A	Arkansas St.	3	0	121	H	Texas St.	3	2		

Non-Div. I Games: Abilene Christian 3 2

Texas-Arlington

Average RPI Win: 248		WON-LOST RECORD		WINNING PCT. RANK		LAST 10 GAMES		STRENGTH OF SCHEDULE		OPP. STRENGTH OF SCHEDULE		TEAM RPI		ADJ RPI		CONF. RPI		ADJ CONF. RPI	
DIV. I ONLY		15- 10		.6 109		7- 3		226		205		158		.50197 152		21		21	
DIV. I NON-CONF.		6- 6		.5 164		1- 0		209		157		184		.48383 177		24		23	
TOTALS		RPI 1-25		RPI 26-50		W-L RECORDS		RPI 51-100		RPI 101-150		RPI 150+							
15- 10		0- 0		0- 1		OVERALL		0- 5		1- 1		14- 3							
5- 2		0- 0		0- 0		HOME		0- 1		0- 1		5- 0							
7- 5		0- 0		0- 0		AWAY		0- 2		0- 0		7- 3							
3- 3		0- 0		0- 1		NEUTRAL		0- 2		1- 0		2- 0							
6- 6		0- 0		0- 1		NON-CONFERENCE		0- 3		1- 0		5- 2							
2- 1		0- 0		0- 0		HOME		0- 1		0- 0		2- 0							
1- 2		0- 0		0- 0		AWAY		0- 0		0- 0		1- 2							
3- 3		0- 0		0- 1		NEUTRAL		0- 2		1- 0		2- 0							
9- 4		0- 0		0- 0		CONFERENCE		0- 2		0- 1		9- 1							
3- 1		0- 0		0- 0		HOME		0- 0		0- 1		3- 0							
6- 3		0- 0		0- 0		AWAY		0- 2		0- 0		6- 1							
0- 0		0- 0		0- 0		NEUTRAL		0- 0		0- 0		0- 0							
RPI	S	Opponent		Score		RPI	S	Opponent		Score		RPI	S	Opponent		Score			
26	N	LSU		0 3		58	A	Central Ark.		1 3		103	H	Northwestern St.		0 3			
						65	H	UTSA		1 3		112	N	UALR		3 2			
						65	N	UTSA		0 3		151	A	Texas-Arlington		3 0			
						89	N	UC Irvine		1 3		159	A	Rice		0 3			
						90	A	Oral Roberts		2 3		167	A	Denver		1 3			
												172	A	Sam Houston St.		0 3			
												186	H	Stephen F. Austin		3 1			
												196	A	Houston Baptist		3 0			
												222	N	Air Force		3 1			
												243	A	Lamar		3 2			
												271	A	Southeastern La.		3 1			
												274	A	McNeese St.		3 0			
												274	H	McNeese St.		3 0			
												275	H	Tex.-Pan American		3 0			
												291	A	Nicholls St.		3 0			
												291	H	Nicholls St.		3 0			
												306	A	New Orleans		3 1			
												310	H	Prairie View		3 0			
												318	N	Mississippi Val.		3 1			
LAST 10 GAMES																			
						274	H	McNeese St.		3 0		103	H	Northwestern St.		0 3			
						291	H	Nicholls St.		3 0		186	H	Stephen F. Austin		3 1			
						310	H	Prairie View		3 0		291	A	Nicholls St.		3 0			
						58	A	Central Ark.		1 3		271	A	Southeastern La.		3 1			
						90	A	Oral Roberts		2 3		306	A	New Orleans		3 1			

Non-Div. I Games: Incarnate Word 3 1 Abilene Christian 3 1

A&M-Corpus Christi

Average RPI Win:	190	WON-LOST	WINNING	LAST 10	STRENGTH OF	OPP. STRENGTH	TEAM	ADJ	CONF.	ADJ CONF.	
Average RPI Loss:	76	RECORD	PCT. RANK	GAMES	SCHEDULE	OF SCHEDULE	RPI	RPI	RPI	RPI	
DIV. I ONLY	11- 13	.45833	202	6- 4	102	75	146	.50113	153	6	6
DIV. I NON-CONF.	5- 7	.41667	209	0- 0	275	163	245	.428	244	6	6
<hr/>											
TOTALS	RPI 1-25	RPI 26-50		W-L RECORDS	RPI 51-100		RPI 101-150		RPI 150+		
11- 13	0- 3	0- 6		OVERALL	3- 1		2- 0		6- 3		
6- 7	0- 1	0- 4		HOME	0- 0		1- 0		5- 2		
4- 4	0- 2	0- 1		AWAY	3- 1		1- 0		0- 0		
1- 2	0- 0	0- 1		NEUTRAL	0- 0		0- 0		1- 1		
<hr/>											
5- 7	0- 1	0- 3		NON-CONFERENCE	0- 0		0- 0		5- 3		
4- 3	0- 0	0- 1		HOME	0- 0		0- 0		4- 2		
0- 2	0- 1	0- 1		AWAY	0- 0		0- 0		0- 0		
1- 2	0- 0	0- 1		NEUTRAL	0- 0		0- 0		1- 1		
<hr/>											
6- 6	0- 2	0- 3		CONFERENCE	3- 1		2- 0		1- 0		
2- 4	0- 1	0- 3		HOME	0- 0		1- 0		1- 0		
4- 2	0- 1	0- 0		AWAY	3- 1		1- 0		0- 0		
0- 0	0- 0	0- 0		NEUTRAL	0- 0		0- 0		0- 0		
<hr/>											
RPI S	Opponent	Score	RPI S	Opponent	Score	RPI S	Opponent	Score	RPI S	Opponent	Score
2 A	Penn St.	0 3	28 H	North Carolina	0 3	61 A	Virginia Tech	1 3	109 H	Clemson	3 1
14 A	Duke	1 3	30 A	Purdue	0 3	68 A	Virginia	3 1	116 A	Pittsburgh	3 1
21 H	Florida St.	1 3	32 H	Colorado	0 3	77 A	Wake Forest	3 1	173 H	Oakland	1 3
			36 H	Miami (FL)	1 3	98 A	Maryland	3 0	180 H	Georgia Tech	3 0
			44 H	North Carolina St.	1 3				193 N	FIU	3 2
			50 N	Louisville	0 3				245 N	Northern Ky.	2 3
									258 H	Stony Brook	2 3
									280 H	Rutgers	3 2
									317 H	Chicago St.	3 0
									327 H	Saint Peter's	3 0
									329 H	Delaware St.	3 0
<hr/>											
LAST 10 GAMES											
			77 A	Wake Forest	3 1	98 A	Maryland	3 0			
			14 A	Duke	1 3	61 A	Virginia Tech	1 3			
			109 H	Clemson	3 1	68 A	Virginia	3 1			
			180 H	Georgia Tech	3 0	44 H	North Carolina St.	1 3			
			116 A	Pittsburgh	3 1	28 H	North Carolina	0 3			

Non-Div. I Games:

Syracuse

Average RPI Win:		213	WON-LOST RECORD		WINNING PCT. RANK		LAST 10 GAMES		STRENGTH OF SCHEDULE		OPP. STRENGTH OF SCHEDULE		TEAM RPI		ADJ RPI		CONF. RPI		ADJ CONF. RPI	
DIV. I ONLY			9- 16		.36 252		1- 9		58		69		151		.50106 154		3 3			
DIV. I NON-CONF.			8- 6		.57143 140		0- 0		144		177		129		.51365 138		3 3			
TOTALS		RPI 1-25		RPI 26-50		W-L RECORDS		RPI 51-100		RPI 101-150		RPI 150+								
9- 16		0- 3		0- 4		OVERALL		1- 4		1- 3		7- 2								
2- 10		0- 1		0- 2		HOME		0- 4		0- 1		2- 2								
3- 5		0- 2		0- 1		AWAY		0- 0		1- 2		2- 0								
4- 1		0- 0		0- 1		NEUTRAL		1- 0		0- 0		3- 0								
8- 6		0- 0		0- 1		NON-CONFERENCE		1- 3		0- 0		7- 2								
2- 5		0- 0		0- 0		HOME		0- 3		0- 0		2- 2								
2- 0		0- 0		0- 0		AWAY		0- 0		0- 0		2- 0								
4- 1		0- 0		0- 1		NEUTRAL		1- 0		0- 0		3- 0								
1- 10		0- 3		0- 3		CONFERENCE		0- 1		1- 3		0- 0								
0- 5		0- 1		0- 2		HOME		0- 1		0- 1		0- 0								
1- 5		0- 2		0- 1		AWAY		0- 0		1- 2		0- 0								
0- 0		0- 0		0- 0		NEUTRAL		0- 0		0- 0		0- 0								
RPI	S	Opponent		Score		RPI	S	Opponent		Score		RPI	S	Opponent		Score				
3	A	Florida		0 3		31	A	Georgia		0 3		52	H	VCU		2 3				
6	H	Missouri		0 3		31	H	Georgia		1 3		55	H	Wichita St.		0 3				
12	A	Kentucky		0 3		34	H	Arkansas		1 3		67	H	Auburn		0 3				
						39	N	Butler		0 3		83	H	East Tenn. St.		1 3				
												94	N	Morehead St.		3 2				

Non-Div. I Games:

Tennessee

Average RPI Win:	182	WON-LOST	WINNING	LAST 10	STRENGTH OF	OPP. STRENGTH	TEAM	ADJ	CONF.	ADJ CONF.	
Average RPI Loss:	120	RECORD	PCT. RANK	GAMES	SCHEDULE	OF SCHEDULE	RPI	RPI	RPI	RPI	
DIV. I ONLY	10- 13	.43478	215	4- 6	71	133	144	.50066	155	5	5
DIV. I NON-CONF.	6- 7	.46154	190	0- 0	100	220	155	.48794	169	7	7
<hr/>											
TOTALS	RPI 1-25	RPI 26-50		W-L RECORDS	RPI 51-100		RPI 101-150		RPI 150+		
10- 13	0- 3	0- 0		OVERALL	2- 3		3- 3		5- 4		
2- 4	0- 1	0- 0		HOME	0- 1		1- 2		1- 0		
4- 7	0- 2	0- 0		AWAY	1- 2		2- 1		1- 2		
4- 2	0- 0	0- 0		NEUTRAL	1- 0		0- 0		3- 2		
6- 7	0- 1	0- 0		NON-CONFERENCE	1- 2		0- 0		5- 4		
1- 0	0- 0	0- 0		HOME	0- 0		0- 0		1- 0		
1- 5	0- 1	0- 0		AWAY	0- 2		0- 0		1- 2		
4- 2	0- 0	0- 0		NEUTRAL	1- 0		0- 0		3- 2		
4- 6	0- 2	0- 0		CONFERENCE	1- 1		3- 3		0- 0		
1- 4	0- 1	0- 0		HOME	0- 1		1- 2		0- 0		
3- 2	0- 1	0- 0		AWAY	1- 0		2- 1		0- 0		
0- 0	0- 0	0- 0		NEUTRAL	0- 0		0- 0		0- 0		
RPI S	Opponent	Score	RPI S	Opponent	Score	RPI S	Opponent	Score	RPI S	Opponent	Score
3 A	Florida	0 3				62 A	American	0 3	130 A	Villanova	1 3
11 A	Marquette	0 3				73 A	West Virginia	2 3	130 H	Villanova	3 2
11 H	Marquette	0 3				96 A	Seton Hall	3 0	133 A	St. John's (NY)	3 2
						96 H	Seton Hall	2 3	133 H	St. John's (NY)	0 3
						97 N	Western Mich.	3 2	140 A	DePaul	3 1
									140 H	DePaul	0 3
									157 H	George Washington	3 0
									200 A	Liberty	1 3
									226 N	UMBC	2 3
									232 A	Campbell	2 3
									236 N	Iona	3 1
									244 N	Howard	3 1
									249 N	Indiana St.	2 3
									265 A	George Mason	3 1
									323 N	N.C. Central	3 0
<hr/>											
LAST 10 GAMES											
130 H Villanova			3 2	96 A Seton Hall			3 0				
11 A Marquette			0 3	133 A St. John's (NY)			3 2				
140 A DePaul			3 1	140 H DePaul			0 3				
133 H St. John's (NY)			0 3	11 H Marquette			0 3				
96 H Seton Hall			2 3	130 A Villanova			1 3				

Non-Div. I Games:

Georgetown

Average RPI Win: 147		WON-LOST RECORD		WINNING PCT. RANK		LAST 10 GAMES		STRENGTH OF SCHEDULE		OPP. STRENGTH OF SCHEDULE		TEAM RPI		ADJ RPI		CONF. RPI		ADJ CONF. RPI	
Average RPI Loss: 76																			
DIV. I ONLY		8- 13		.38095 246		2- 8		118		51		171		.50056 156		7		7	
DIV. I NON-CONF.		5- 4		.55556 151		0- 0		27		20		56		.59471 55		5		5	
TOTALS		RPI 1-25		RPI 26-50		W-L RECORDS		RPI 51-100		RPI 101-150		RPI 150+							
8- 13		0- 3		1- 4		OVERALL		2- 0		2- 6		3- 0							
2- 4		0- 0		0- 1		HOME		0- 0		1- 3		1- 0							
3- 7		0- 3		0- 1		AWAY		2- 0		0- 3		1- 0							
3- 2		0- 0		1- 2		NEUTRAL		0- 0		1- 0		1- 0							
5- 4		0- 1		1- 3		NON-CONFERENCE		1- 0		2- 0		1- 0							
1- 0		0- 0		0- 0		HOME		0- 0		1- 0		0- 0							
1- 2		0- 1		0- 1		AWAY		1- 0		0- 0		0- 0							
3- 2		0- 0		1- 2		NEUTRAL		0- 0		1- 0		1- 0							
3- 9		0- 2		0- 1		CONFERENCE		1- 0		0- 6		2- 0							
1- 4		0- 0		0- 1		HOME		0- 0		0- 3		1- 0							
2- 5		0- 2		0- 0		AWAY		1- 0		0- 3		1- 0							
0- 0		0- 0		0- 0		NEUTRAL		0- 0		0- 0		0- 0							
RPI S	Opponent	Score		RPI S	Opponent	Score		RPI S	Opponent	Score		RPI S	Opponent	Score					
15 A	San Diego	0	3	29 A	California	0	3	76 A	Pepperdine	3	1	113 H	Pacific	1	3				
16 A	Hawaii	1	3	35 H	St. Mary's (CA)	2	3	88 A	Fresno St.	3	2	126 A	Loyola Marymount	2	3				
24 A	BYU	1	3	43 N	UCLA	1	3					129 A	San Francisco	1	3				
				47 N	Cal St. Northridge	0	3					129 H	San Francisco	2	3				
				49 N	Kansas St.	3	0					131 N	New Mexico St.	3	1				
												138 H	Cal Poly	3	0				
												143 A	Gonzaga	0	3				
												143 H	Gonzaga	1	3				
												159 N	Rice	3	1				
												268 A	Portland	3	1				
												268 H	Portland	3	1				
				LAST 10 GAMES															
				268 A	Portland	3	1	15 A	San Diego	0	3								
				143 A	Gonzaga	0	3	24 A	BYU	1	3								
				129 A	San Francisco	1	3	143 H	Gonzaga	1	3								
				35 H	St. Mary's (CA)	2	3	268 H	Portland	3	1								
				113 H	Pacific	1	3	129 H	San Francisco	2	3								

Non-Div. I Games:

Santa Clara

Average RPI Win:	209	WON-LOST RECORD	WINNING PCT. RANK	LAST 10 GAMES	STRENGTH OF SCHEDULE	OPP. STRENGTH OF SCHEDULE	TEAM RPI	ADJ RPI	CONF. RPI	ADJ CONF. RPI		
DIV. I ONLY		13- 11	.54167	149	8- 2	189	136	156	.49756	157	20	22
DIV. I NON-CONF.		5- 9	.35714	243	0- 0	157	135	205	.46228	205	18	19
<hr/>												
TOTALS	RPI 1-25	RPI 26-50		W-L RECORDS		RPI 51-100		RPI 101-150		RPI 150+		
13- 11	0- 0	0- 1		OVERALL		1- 4		2- 3		10- 3		
6- 3	0- 0	0- 0		HOME		1- 1		2- 1		3- 1		
3- 6	0- 0	0- 1		AWAY		0- 3		0- 1		3- 1		
4- 2	0- 0	0- 0		NEUTRAL		0- 0		0- 1		4- 1		
<hr/>												
5- 9	0- 0	0- 1		NON-CONFERENCE		0- 3		0- 2		5- 3		
1- 3	0- 0	0- 0		HOME		0- 1		0- 1		1- 1		
0- 4	0- 0	0- 1		AWAY		0- 2		0- 0		0- 1		
4- 2	0- 0	0- 0		NEUTRAL		0- 0		0- 1		4- 1		
<hr/>												
8- 2	0- 0	0- 0		CONFERENCE		1- 1		2- 1		5- 0		
5- 0	0- 0	0- 0		HOME		1- 0		2- 0		2- 0		
3- 2	0- 0	0- 0		AWAY		0- 1		0- 1		3- 0		
0- 0	0- 0	0- 0		NEUTRAL		0- 0		0- 0		0- 0		
<hr/>												
RPI S	Opponent	Score	RPI S	Opponent	Score	RPI S	Opponent	Score	RPI S	Opponent	Score	
			28 A	North Carolina	0 3	52 A	VCU	0 3	106 H	Ole Miss	1 3	
						52 H	VCU	3 2	117 A	Duquesne	0 3	
						85 A	Northern Ill.	0 3	117 H	Duquesne	3 1	
						92 A	UCF	0 3	121 H	Dayton	3 1	
						98 H	Maryland	0 3	150 N	IPFW	0 3	
									155 A	Georgetown	0 3	
									182 A	Rhode Island	3 2	
									183 N	James Madison	2 3	
									185 N	Elon	3 2	
									186 N	Stephen F. Austin	3 2	
									226 H	UMBC	3 0	
									229 N	Western Ill.	3 2	
									231 H	Towson	1 3	
									250 N	Albany (NY)	3 0	
									265 A	George Mason	3 0	
									265 H	George Mason	3 1	
									322 A	La Salle	3 0	
									322 H	La Salle	3 0	
<hr/>												
LAST 10 GAMES												
			117 H	Duquesne	3 1	322 A	La Salle	3 0				
			121 H	Dayton	3 1	52 H	VCU	3 2				
			265 A	George Mason	3 0	322 H	La Salle	3 0				
			117 A	Duquesne	0 3	182 A	Rhode Island	3 2				
			265 H	George Mason	3 1	52 A	VCU	0 3				

Non-Div. I Games:

George Washington

Average RPI Win: 227		WON-LOST	WINNING	LAST 10	STRENGTH OF		OPP. STRENGTH	TEAM	ADJ	CONF.	ADJ CONF.
Average RPI Loss: 137		RECORD	PCT. RANK	GAMES	SCHEDULE		OF SCHEDULE	RPI	RPI	RPI	RPI
DIV. I ONLY		16- 10	.61538	102	7- 3		211	186	147	.49746	158
DIV. I NON-CONF.		9- 5	.64286	98	0- 0		250	141	147	.502	153
TOTALS		RPI 1-25	RPI 26-50		W-L RECORDS		RPI 51-100		RPI 101-150		RPI 150+
16- 10	0- 0	0- 2		OVERALL		0- 2		1- 2		15- 4	
9- 4	0- 0	0- 0		HOME		0- 1		1- 0		8- 3	
5- 4	0- 0	0- 1		AWAY		0- 1		0- 1		5- 1	
2- 2	0- 0	0- 1		NEUTRAL		0- 0		0- 1		2- 0	
9- 5	0- 0	0- 2		NON-CONFERENCE		0- 1		0- 1		9- 1	
6- 1	0- 0	0- 0		HOME		0- 0		0- 0		6- 1	
1- 2	0- 0	0- 1		AWAY		0- 1		0- 0		1- 0	
2- 2	0- 0	0- 1		NEUTRAL		0- 0		0- 1		2- 0	
7- 5	0- 0	0- 0		CONFERENCE		0- 1		1- 1		6- 3	
3- 3	0- 0	0- 0		HOME		0- 1		1- 0		2- 2	
4- 2	0- 0	0- 0		AWAY		0- 0		0- 1		4- 1	
0- 0	0- 0	0- 0		NEUTRAL		0- 0		0- 0		0- 0	
RPI S	Opponent	Score	RPI S	Opponent	Score	RPI S	Opponent	Score	RPI S	Opponent	Score
			32 N	Colorado	2 3	79 A	Baylor	0 3	103 N	Northwestern St.	0 3
			44 A	North Carolina St.	0 3	80 H	Ga. Southern	2 3	132 H	Furman	3 0
									145 A	Samford	2 3
									151 H	Texas-Arlington	3 1
									167 H	Denver	3 2
									171 A	UNC Greensboro	3 0
									172 H	Sam Houston St.	3 0
									185 A	Elon	3 0
									197 A	Western Caro.	1 3
									197 H	Western Caro.	3 0
									207 A	Davidson	3 2
									207 H	Davidson	1 3
									221 H	East Carolina	2 3
									231 N	Towson	3 0
									262 H	Wofford	0 3
									267 A	Presbyterian	3 2
									269 H	Loyola Maryland	3 0
									279 H	Norfolk St.	3 0
									287 A	Chattanooga	3 1
									299 N	Binghamton	3 0
									301 H	Citadel	3 0
									314 H	N.C. A&T	3 0
			LAST 10 GAMES								
			171 A	UNC Greensboro	3 0	80 H	Ga. Southern	2 3			
			185 A	Elon	3 0	262 H	Wofford	0 3			
			197 H	Western Caro.	3 0	132 H	Furman	3 0			
			207 A	Davidson	3 2	145 A	Samford	2 3			
			301 H	Citadel	3 0	287 A	Chattanooga	3 1			

Non-Div. I Games:

Appalachian St.

Loss, Non-Conf, S Site, H Home, A Away, N Neutral Page 159

Average RPI Win: 224		WON-LOST RECORD	WINNING PCT. RANK		LAST 10 GAMES		STRENGTH OF SCHEDULE		OPP. STRENGTH OF SCHEDULE		TEAM RPI	ADJ RPI	CONF. RPI	ADJ CONF. RPI	
Average RPI Loss: 126															
DIV. I ONLY		14- 10	.58333	116	6- 4		208		213		157	.49536	160	26	23
DIV. I NON-CONF.		7- 5	.58333	133	0- 0		192		166		145	.50593	147	23	22
TOTALS		RPI 1-25		RPI 26-50		W-L RECORDS		RPI 51-100		RPI 101-150		RPI 150+			
14- 10		0- 0		0- 1		OVERALL		1- 2		3- 4		10- 3			
5- 2		0- 0		0- 0		HOME		0- 0		1- 2		4- 0			
3- 6		0- 0		0- 0		AWAY		0- 1		2- 2		1- 3			
6- 2		0- 0		0- 1		NEUTRAL		1- 1		0- 0		5- 0			
7- 5		0- 0		0- 1		NON-CONFERENCE		1- 2		1- 1		5- 1			
0- 0		0- 0		0- 0		HOME		0- 0		0- 0		0- 0			
1- 3		0- 0		0- 0		AWAY		0- 1		1- 1		0- 1			
6- 2		0- 0		0- 1		NEUTRAL		1- 1		0- 0		5- 0			
7- 5		0- 0		0- 0		CONFERENCE		0- 0		2- 3		5- 2			
5- 2		0- 0		0- 0		HOME		0- 0		1- 2		4- 0			
2- 3		0- 0		0- 0		AWAY		0- 0		1- 1		1- 2			
0- 0		0- 0		0- 0		NEUTRAL		0- 0		0- 0		0- 0			
RPI S	Opponent	Score	RPI S	Opponent	Score	RPI S	Opponent	Score	RPI S	Opponent	Score				
			47 N	Cal St. Northridge	2 3	59 A	Washington St.	0 3	123 A	Boise St.	3 2				
						78 N	San Diego St.	0 3	131 A	New Mexico St.	0 3				
						100 N	North Texas	3 2	131 H	New Mexico St.	1 3				
									134 A	Northern Ariz.	0 3				
									142 H	UMKC	3 0				
									146 A	Utah Valley	3 2				
									146 H	Utah Valley	2 3				
									161 A	Bakersfield	1 3				
									161 H	Bakersfield	3 1				
									164 A	Wyoming	2 3				
									208 A	Seattle	1 3				
									223 N	Sacramento St.	3 1				
									255 N	Stetson	3 1				
									263 H	Grand Canyon	3 0				
									275 A	Tex.-Pan American	3 0				
									275 H	Tex.-Pan American	3 1				
									281 N	Nevada	3 0				
									286 N	Montana St.	3 0				
									292 N	Drake	3 1				
									317 H	Chicago St.	3 0				
LAST 10 GAMES															
			275 H	Tex.-Pan American	3 1	142 H	UMKC	3 0							
			131 H	New Mexico St.	1 3	208 A	Seattle	1 3							
			161 A	Bakersfield	1 3	131 A	New Mexico St.	0 3							
			146 A	Utah Valley	3 2	275 A	Tex.-Pan American	3 0							
			317 H	Chicago St.	3 0	263 H	Grand Canyon	3 0							

Non-Div. I Games:

Idaho

Average RPI Win:	229	WON-LOST RECORD	WINNING PCT. RANK	LAST 10 GAMES	STRENGTH OF SCHEDULE	OPP. STRENGTH OF SCHEDULE	TEAM RPI	ADJ RPI	CONF. RPI	ADJ CONF. RPI		
DIV. I ONLY		16- 10	.61538	102	8- 2	240	217	159	.49422	161	26	23
DIV. I NON-CONF.		8- 6	.57143	140	1- 0	221	204	164	.48876	166	23	22
<hr/>												
TOTALS	RPI 1-25	RPI 26-50		W-L RECORDS		RPI 51-100		RPI 101-150		RPI 150+		
16- 10	0- 0	0- 1		OVERALL		0- 2		2- 4		14- 3		
7- 1	0- 0	0- 0		HOME		0- 0		2- 1		5- 0		
3- 8	0- 0	0- 0		AWAY		0- 2		0- 3		3- 3		
6- 1	0- 0	0- 1		NEUTRAL		0- 0		0- 0		6- 0		
<hr/>												
8- 6	0- 0	0- 1		NON-CONFERENCE		0- 2		0- 1		8- 2		
1- 0	0- 0	0- 0		HOME		0- 0		0- 0		1- 0		
1- 5	0- 0	0- 0		AWAY		0- 2		0- 1		1- 2		
6- 1	0- 0	0- 1		NEUTRAL		0- 0		0- 0		6- 0		
<hr/>												
8- 4	0- 0	0- 0		CONFERENCE		0- 0		2- 3		6- 1		
6- 1	0- 0	0- 0		HOME		0- 0		2- 1		4- 0		
2- 3	0- 0	0- 0		AWAY		0- 0		0- 2		2- 1		
0- 0	0- 0	0- 0		NEUTRAL		0- 0		0- 0		0- 0		
<hr/>												
RPI	S	Opponent	Score	RPI	S	Opponent	Score	RPI	S	Opponent	Score	
				37	N	Oregon	0 3	88	A	Fresno St.	0 3	
								93	A	Long Beach St.	0 3	
										125	A UC Davis	1 3
										131	A New Mexico St.	0 3
										131	H New Mexico St.	3 2
										142	A UMKC	2 3
										142	H UMKC	2 3
										146	H Utah Valley	3 0
										160	A Idaho	1 3
										160	H Idaho	3 1
										164	N Wyoming	3 1
										174	N Belmont	3 0
										183	A James Madison	3 1
										192	A Radford	2 3
										207	A Davidson	2 3
										208	A Seattle	3 1
										208	H Seattle	3 0
										246	N Charlotte	3 1
										254	H San Jose St.	3 1
										267	N Presbyterian	3 0
										275	H Tex.-Pan American	3 0
										307	N Charleston So.	3 0
										310	N Prairie View	3 0
										317	A Chicago St.	3 0
										317	H Chicago St.	3 1
<hr/>												
LAST 10 GAMES												
				317	A	Chicago St.	3 0	131	H	New Mexico St.	3 2	
				142	A	UMKC	2 3	254	H	San Jose St.	3 1	
				160	H	Idaho	3 1	146	H	Utah Valley	3 0	
				208	H	Seattle	3 0	142	H	UMKC	2 3	
				275	H	Tex.-Pan American	3 0	317	H	Chicago St.	3 1	

Non-Div. I Games:

Bakersfield

Average RPI Win:		212	WON-LOST RECORD		WINNING PCT. RANK		LAST 10 GAMES		STRENGTH OF SCHEDULE		OPP. STRENGTH OF SCHEDULE		TEAM RPI		ADJ RPI		CONF. RPI		ADJ CONF. RPI	
DIV. I ONLY			9- 13		.40909 233		2- 8		109		98		168		.49206 162		8		8	
DIV. I NON-CONF.			7- 5		.58333 133		0- 0		175		127		128		.5165 135		8		8	
TOTALS		RPI 1-25		RPI 26-50		W-L RECORDS		RPI 51-100		RPI 101-150		RPI 150+								
9- 13		0- 2		0- 3		OVERALL		1- 4		1- 3		7- 1								
5- 4		0- 0		0- 1		HOME		1- 2		1- 1		3- 0								
2- 7		0- 2		0- 1		AWAY		0- 2		0- 2		2- 0								
2- 2		0- 0		0- 1		NEUTRAL		0- 0		0- 0		2- 1								
7- 5		0- 1		0- 1		NON-CONFERENCE		1- 1		0- 1		6- 1								
4- 1		0- 0		0- 0		HOME		1- 1		0- 0		3- 0								
1- 2		0- 1		0- 0		AWAY		0- 0		0- 1		1- 0								
2- 2		0- 0		0- 1		NEUTRAL		0- 0		0- 0		2- 1								
2- 8		0- 1		0- 2		CONFERENCE		0- 3		1- 2		1- 0								
1- 3		0- 0		0- 1		HOME		0- 1		1- 1		0- 0								
1- 5		0- 1		0- 1		AWAY		0- 2		0- 1		1- 0								
0- 0		0- 0		0- 0		NEUTRAL		0- 0		0- 0		0- 0								
RPI	S	Opponent		Score		RPI	S	Opponent		Score		RPI	S	Opponent		Score				
5	A	Southern California		0	3	47	A	Cal St. Northridge		0	3	62	H	American		2	3			
16	A	Hawaii		0	3	47	H	Cal St. Northridge		0	3	63	H	UC Santa Barbara		0	3			
						49	N	Kansas St.		2	3	77	H	Wake Forest		3	2			
												89	A	UC Irvine		0	3			
												93	A	Long Beach St.		2	3			
														104 A UNLV		0	3			
														125 A UC Davis		2	3			
														125 H UC Davis		3	2			
														138 H Cal Poly		1	3			
														195 H Kent St.		3	0			
														199 H William & Mary		3	0			
														211 N Montana		0	3			
														217 A Texas Tech		3	0			
														253 H Gardner-Webb		3	0			
														268 N Portland		3	0			
														281 N Nevada		3	0			
														295 A UC Riverside		3	0			
LAST 10 GAMES																				
125 A UC Davis						2	3	93 A Long Beach St.						2	3					
47 A Cal St. Northridge						0	3	295 A UC Riverside						3	0					
63 H UC Santa Barbara						0	3	47 H Cal St. Northridge						0	3					
138 H Cal Poly						1	3	125 H UC Davis						3	2					
89 A UC Irvine						0	3	16 A Hawaii						0	3					

Non-Div. I Games:

Cal St. Fullerton

Average RPI Win:	254	WON-LOST	WINNING	LAST 10		STRENGTH OF	OPP. STRENGTH	TEAM		ADJ	CONF.	ADJ CONF.	
Average RPI Loss:	115	RECORD	PCT. RANK	GAMES		SCHEDULE	OF SCHEDULE	RPI		RPI	RPI	RPI	
DIV. I ONLY		16- 7	.69565	58	6- 4	296	222	167		.49145	163	14	14
DIV. I NON-CONF.		9- 3	.75	57	0- 0	313	299	190		.47534	189	14	14
<hr/>													
TOTALS	RPI 1-25	RPI 26-50		W-L RECORDS		RPI 51-100		RPI 101-150		RPI 150+			
16- 7	0- 0	0- 2		OVERALL		0- 1		1- 2		15- 2			
8- 2	0- 0	0- 1		HOME		0- 0		1- 0		7- 1			
3- 5	0- 0	0- 1		AWAY		0- 1		0- 2		3- 1			
5- 0	0- 0	0- 0		NEUTRAL		0- 0		0- 0		5- 0			
<hr/>													
9- 3	0- 0	0- 0		NON-CONFERENCE		0- 0		0- 1		9- 2			
2- 1	0- 0	0- 0		HOME		0- 0		0- 0		2- 1			
2- 2	0- 0	0- 0		AWAY		0- 0		0- 1		2- 1			
5- 0	0- 0	0- 0		NEUTRAL		0- 0		0- 0		5- 0			
<hr/>													
7- 4	0- 0	0- 2		CONFERENCE		0- 1		1- 1		6- 0			
6- 1	0- 0	0- 1		HOME		0- 0		1- 0		5- 0			
1- 3	0- 0	0- 1		AWAY		0- 1		0- 1		1- 0			
0- 0	0- 0	0- 0		NEUTRAL		0- 0		0- 0		0- 0			
<hr/>													
RPI S	Opponent	Score	RPI S	Opponent	Score	RPI S	Opponent	Score	RPI S	Opponent	Score		
			50 A Louisville		1 3	92 A UCF		0 3	114 A South Fla.		0 3		
			50 H Louisville		0 3				120 A Buffalo		0 3		
									124 H SMU		3 1		
									175 A Penn		2 3		
									191 H Houston		3 1		
									192 N Radford		3 1		
									198 H Connecticut		3 0		
									205 H Hofstra		1 3		
									215 H Brown		3 0		
									228 H Memphis		3 0		
									265 A George Mason		3 1		
									266 A Cincinnati		3 1		
									266 H Cincinnati		3 1		
									272 N Coppin St.		3 1		
									280 H Rutgers		3 0		
									294 N Weber St.		3 1		
									300 A NJIT		3 2		
									320 N Niagara		3 2		
									322 N La Salle		3 1		
									329 H Delaware St.		3 0		
<hr/>													
			LAST 10 GAMES										
			266 H Cincinnati		3 1	198 H Connecticut		3 0					
			50 H Louisville		0 3	124 H SMU		3 1					
			114 A South Fla.		0 3	191 H Houston		3 1					
			92 A UCF		0 3	228 H Memphis		3 0					
			280 H Rutgers		3 0	50 A Louisville		1 3					

Non-Div. I Games:

Temple

Average RPI Win: 212		WON-LOST	WINNING	LAST 10	STRENGTH OF		OPP. STRENGTH	TEAM	ADJ	CONF.	ADJ CONF.
Average RPI Loss: 106		RECORD	PCT. RANK	GAMES	SCHEDULE		OF SCHEDULE	RPI	RPI	RPI	RPI
DIV. I ONLY		13- 12	.52	164	214		120	174	.49039	164	10
DIV. I NON-CONF.		9- 4	.69231	80	262		174	144	.51163	140	9
TOTALS		RPI 1-25	RPI 26-50		W-L RECORDS		RPI 51-100		RPI 101-150		RPI 150+
13- 12	0- 1	1- 0		OVERALL		1- 5		1- 4		10- 2	
7- 2	0- 0	1- 0		HOME		0- 2		1- 0		5- 0	
3- 7	0- 1	0- 0		AWAY		1- 3		0- 2		2- 1	
3- 3	0- 0	0- 0		NEUTRAL		0- 0		0- 2		3- 1	
9- 4	0- 0	1- 0		NON-CONFERENCE		0- 1		0- 2		8- 1	
5- 0	0- 0	1- 0		HOME		0- 0		0- 0		4- 0	
1- 1	0- 0	0- 0		AWAY		0- 1		0- 0		1- 0	
3- 3	0- 0	0- 0		NEUTRAL		0- 0		0- 2		3- 1	
4- 8	0- 1	0- 0		CONFERENCE		1- 4		1- 2		2- 1	
2- 2	0- 0	0- 0		HOME		0- 2		1- 0		1- 0	
2- 6	0- 1	0- 0		AWAY		1- 2		0- 2		1- 1	
0- 0	0- 0	0- 0		NEUTRAL		0- 0		0- 0		0- 0	
RPI S	Opponent	Score	RPI S	Opponent	Score	RPI S	Opponent	Score	RPI S	Opponent	Score
20 A	Colorado St.	0 3	32 H	Colorado	3 2	64 A	Utah St.	1 3	104 A	UNLV	1 3
						64 H	Utah St.	1 3	115 N	UAB	2 3
						66 A	New Mexico	0 3	123 A	Boise St.	0 3
						78 A	San Diego St.	3 1	123 H	Boise St.	3 0
						88 H	Fresno St.	0 3	146 N	Utah Valley	1 3
						95 A	Indiana	1 3	160 H	Idaho	3 2
									161 N	Bakersfield	1 3
									183 A	James Madison	3 1
									222 A	Air Force	1 3
									251 N	Tennessee St.	3 1
									254 H	San Jose St.	3 1
									255 H	Stetson	3 0
									267 N	Presbyterian	3 0
									281 A	Nevada	3 0
									286 H	Montana St.	3 1
									292 H	Drake	3 0
									295 N	UC Riverside	3 1
LAST 10 GAMES											
						123 A	Boise St.	0 3	78 A	San Diego St.	3 1
						64 A	Utah St.	1 3	64 H	Utah St.	1 3
						88 H	Fresno St.	0 3	123 H	Boise St.	3 0
						254 H	San Jose St.	3 1	281 A	Nevada	3 0
						104 A	UNLV	1 3	32 H	Colorado	3 2

Non-Div. I Games: Black Hills St. 3 0

Wyoming

FGCU

Average RPI Win: 262

Average RPI Loss: 89

WON-LOST
RECORD

WINNING
PCT. RANK

LAST 10
GAMES

STRENGTH OF
SCHEDULE

OPP. STRENGTH
OF SCHEDULE

TEAM
RPI

ADJ
RPI

CONF.
RPI

ADJ CONF.
RPI

DIV. I ONLY

DIV. I NON-CONF.

12- 15

4- 9

.44444

.30769

211

262

5- 5

1- 0

126

23

161

95

172

131

.49033

.52325

165

125

23

25

25

24

TOTALS

RPI 1-25

RPI 26-50

W-L RECORDS

RPI 51-100

RPI 101-150

RPI 150+

12- 15

0- 3

0- 1

OVERALL

0- 6

0- 3

12- 2

6- 7

0- 2

0- 0

HOME

0- 3

0- 2

6- 0

6- 5

0- 1

0- 0

AWAY

0- 1

0- 1

6- 2

0- 3

0- 0

0- 1

NEUTRAL

0- 2

0- 0

0- 0

4- 9

0- 3

0- 1

NON-CONFERENCE

0- 3

0- 2

4- 0

1- 4

0- 2

0- 0

HOME

0- 1

0- 1

1- 0

3- 2

0- 1

0- 0

AWAY

0- 0

0- 1

3- 0

0- 3

0- 0

0- 1

NEUTRAL

0- 2

0- 0

0- 0

8- 6

0- 0

0- 0

CONFERENCE

0- 3

0- 1

8- 2

5- 3

0- 0

0- 0

HOME

0- 2

0- 1

5- 0

3- 3

0- 0

0- 0

AWAY

0- 1

0- 0

3- 2

0- 0

0- 0

0- 0

NEUTRAL

0- 0

0- 0

0- 0

RPI S Opponent Score

2 H Penn St. 0 3

11 H Marquette 0 3

21 A Florida St. 0 3

RPI S Opponent Score

40 N Ohio St. 0 3

RPI S Opponent Score

52 N VCU 0 3

58 H Central Ark. 1 3

74 H Lipscomb 1 3

81 N Illinois St. 0 3

83 A East Tenn. St. 0 3

83 H East Tenn. St. 2 3

RPI S Opponent Score

114 H South Fla. 1 3

119 A IUPUI 0 3

128 H Jacksonville 0 3

190 H Fla. Atlantic 3 2

193 A FIU 3 2

216 A Florida A&M 3 1

224 A Kennesaw St. 0 3

224 H Kennesaw St. 3 1

245 H Northern Ky. 3 1

248 A North Florida 2 3

248 H North Florida 3 0

255 A Stetson 3 0

309 A Mercer 3 2

309 H Mercer 3 0

311 A USC Upstate 3 2

311 H USC Upstate 3 1

328 A Bethune-Cookman 3 0

LAST 10 GAMES

311 H USC Upstate 3 1

83 H East Tenn. St. 2 3

248 A North Florida 2 3

224 A Kennesaw St. 0 3

309 A Mercer 3 2

245 H Northern Ky. 3 1

74 H Lipscomb 1 3

193 A FIU 3 2

83 A East Tenn. St. 0 3

311 A USC Upstate 3 2

FGCU

Non-Div. I Games:

FGCU

Average RPI Win: 215		WON-LOST	WINNING	LAST 10	STRENGTH OF		OPP. STRENGTH	TEAM	ADJ	CONF.	ADJ CONF.
Average RPI Loss: 96		RECORD	PCT. RANK	GAMES	SCHEDULE		OF SCHEDULE	RPI	RPI	RPI	RPI
DIV. I ONLY		10- 14	.41667	226	2- 8		110	122	170	.48941	166
DIV. I NON-CONF.		8- 4	.66667	85	0- 0		143	176	102	.54463	106
TOTALS		RPI 1-25	RPI 26-50		W-L RECORDS		RPI 51-100		RPI 101-150		RPI 150+
10- 14	0- 0	0- 3		OVERALL		0- 5		1- 4		9- 2	
4- 4	0- 0	0- 0		HOME		0- 2		1- 1		3- 1	
2- 8	0- 0	0- 3		AWAY		0- 3		0- 1		2- 1	
4- 2	0- 0	0- 0		NEUTRAL		0- 0		0- 2		4- 0	
8- 4	0- 0	0- 1		NON-CONFERENCE		0- 1		0- 2		8- 0	
2- 0	0- 0	0- 0		HOME		0- 0		0- 0		2- 0	
2- 2	0- 0	0- 1		AWAY		0- 1		0- 0		2- 0	
4- 2	0- 0	0- 0		NEUTRAL		0- 0		0- 2		4- 0	
2- 10	0- 0	0- 2		CONFERENCE		0- 4		1- 2		1- 2	
2- 4	0- 0	0- 0		HOME		0- 2		1- 1		1- 1	
0- 6	0- 0	0- 2		AWAY		0- 2		0- 1		0- 1	
0- 0	0- 0	0- 0		NEUTRAL		0- 0		0- 0		0- 0	
RPI S	Opponent	Score		RPI S	Opponent	Score		RPI S	Opponent	Score	
				42 A	Ohio	1	3	57 A	Xavier	0	3
				45 A	Ball St.	1	3	71 A	Bowling Green	2	3
				48 A	Northwestern	0	3	71 H	Bowling Green	2	3
								85 A	Northern Ill.	1	3
								97 H	Western Mich.	2	3
								102 A	Toledo	1	3
								114 N	South Fla.	1	3
								119 N	IUPUI	1	3
								120 H	Buffalo	1	3
								141 H	Eastern Mich.	3	2
								174 A	Belmont	3	0
								178 H	Central Mich.	1	3
								188 N	Youngstown St.	3	2
								195 A	Kent St.	0	3
								212 A	Saint Louis	3	2
								213 N	Bradley	3	2
								228 N	Memphis	3	1
								233 H	Evansville	3	0
								245 H	Northern Ky.	3	2
								253 N	Gardner-Webb	3	0
								264 H	Akron	3	0
LAST 10 GAMES											
				85 A	Northern Ill.	1	3	141 H	Eastern Mich.	3	2
				71 A	Bowling Green	2	3	120 H	Buffalo	1	3
				45 A	Ball St.	1	3	264 H	Akron	3	0
				102 A	Toledo	1	3	195 A	Kent St.	0	3
				178 H	Central Mich.	1	3	42 A	Ohio	1	3

Non-Div. I Games:

Miami (OH)

D
e
n
v
e
r

Denver				Through Games Of Through Matches of Nov. 3, 2013																									
Average RPI Win:		222	WON-LOST RECORD		WINNING PCT. RANK		LAST 10 GAMES		STRENGTH OF SCHEDULE		OPP. STRENGTH OF SCHEDULE		TEAM RPI		ADJ RPI		CONF. RPI		ADJ CONF. RPI										
DIV. I ONLY			13- 11		.54167 149		6- 4		242		108		179		.48934 167		22		20										
DIV. I NON-CONF.			6- 7		.46154 190		0- 0		120		93		146		.51096 144		15		15										
TOTALS		RPI 1-25		RPI 26-50		W-L RECORDS		RPI 51-100		RPI 101-150		RPI 150+																	
13- 11		0- 2		0- 2		OVERALL		0- 2		3- 2		10- 3																	
7- 6		0- 2		0- 2		HOME		0- 1		2- 0		5- 1																	
4- 4		0- 0		0- 0		AWAY		0- 1		0- 2		4- 1																	
2- 1		0- 0		0- 0		NEUTRAL		0- 0		1- 0		1- 1																	
6- 7		0- 2		0- 2		NON-CONFERENCE		0- 1		1- 0		5- 2																	
2- 5		0- 2		0- 2		HOME		0- 1		0- 0		2- 0																	
2- 1		0- 0		0- 0		AWAY		0- 0		0- 0		2- 1																	
2- 1		0- 0		0- 0		NEUTRAL		0- 0		1- 0		1- 1																	
7- 4		0- 0		0- 0		CONFERENCE		0- 1		2- 2		5- 1																	
5- 1		0- 0		0- 0		HOME		0- 0		2- 0		3- 1																	
2- 3		0- 0		0- 0		AWAY		0- 1		0- 2		2- 0																	
0- 0		0- 0		0- 0		NEUTRAL		0- 0		0- 0		0- 0																	
RPI S	Opponent		Score		RPI S	Opponent		Score		RPI S	Opponent		Score		RPI S	Opponent		Score											
9 H	Creighton		2 3		43 H	UCLA		0 3		89 H	UC Irvine		2 3		119 A	IUPUI		1 3											
20 H	Colorado St.		1 3		47 H	Cal St. Northridge		1 3		99 A	South Dakota		0 3		119 H	IUPUI		3 1											
										144 N Marshall					3 0														
										150 A IPFW					0 3														
										150 H IPFW					3 0														
										151 N Texas-Arlington					2 3														
										152 H A&M-Corpus Christi					3 1														
										158 A Appalachian St.					2 3														
										220 A North Dakota St.					3 0														
										220 H North Dakota St.					0 3														
										221 N East Carolina					3 2														
										222 H Air Force					3 1														
										229 H Western Ill.					3 0														
										252 A Ill.-Chicago					3 0														
										285 A South Dakota St.					3 0														
										285 H South Dakota St.					3 0														
										293 H Neb. Omaha					3 0														
										317 A Chicago St.					3 0														
										LAST 10 GAMES																			
										285 H South Dakota St.					3 0					293 H Neb. Omaha					3 0				
										220 H North Dakota St.					0 3					99 A South Dakota					0 3				
										119 A IUPUI					1 3					220 A North Dakota St.					3 0				
										150 A IPFW					0 3					285 A South Dakota St.					3 0				
										229 H Western Ill.					3 0					150 H IPFW					3 0				

D
e
n
v
e
r

Non-Div. I Games:

Denver

Average RPI Win: 249		WON-LOST RECORD		WINNING PCT. RANK		LAST 10 GAMES		STRENGTH OF SCHEDULE		OPP. STRENGTH OF SCHEDULE		TEAM RPI		ADJ RPI		CONF. RPI		ADJ CONF. RPI	
DIV. I ONLY		15- 10		.6 109		8- 2		250		206		173		.48835 168		24		26	
DIV. I NON-CONF.		6- 7		.46154 190		0- 0		263		172		229		.44986 221		26		26	
TOTALS		RPI 1-25		RPI 26-50		W-L RECORDS		RPI 51-100		RPI 101-150		RPI 150+							
15- 10		0- 0		0- 0		OVERALL		0- 3		1- 4		14- 3							
6- 0		0- 0		0- 0		HOME		0- 0		1- 0		5- 0							
4- 6		0- 0		0- 0		AWAY		0- 1		0- 3		4- 2							
5- 4		0- 0		0- 0		NEUTRAL		0- 2		0- 1		5- 1							
6- 7		0- 0		0- 0		NON-CONFERENCE		0- 2		0- 3		6- 2							
0- 0		0- 0		0- 0		HOME		0- 0		0- 0		0- 0							
1- 3		0- 0		0- 0		AWAY		0- 0		0- 2		1- 1							
5- 4		0- 0		0- 0		NEUTRAL		0- 2		0- 1		5- 1							
9- 3		0- 0		0- 0		CONFERENCE		0- 1		1- 1		8- 1							
6- 0		0- 0		0- 0		HOME		0- 0		1- 0		5- 0							
3- 3		0- 0		0- 0		AWAY		0- 1		0- 1		3- 1							
0- 0		0- 0		0- 0		NEUTRAL		0- 0		0- 0		0- 0							
RPI	S	Opponent		Score		RPI	S	Opponent		Score		RPI	S	Opponent		Score			
								73	N	West Virginia	1	3			102	A	Toledo	2	3
								77	N	Wake Forest	0	3			140	N	DePaul	1	3
								94	A	Morehead St.	2	3			142	A	UMKC	0	3
														149	A	Southeast Mo. St.	2	3	
														149	H	Southeast Mo. St.	3	1	
														169	N	Loyola Chicago	2	3	
														179	A	Eastern Ky.	0	3	
														184	N	Marist	3	0	
														195	A	Kent St.	1	3	
														203	A	Austin Peay	3	1	
														203	H	Austin Peay	3	2	
														251	H	Tennessee St.	3	1	
														252	N	Ill.-Chicago	3	0	
														257	A	Murray St.	3	0	
														257	H	Murray St.	3	1	
														267	N	Presbyterian	3	1	
														273	H	SIU Edwardsville	3	1	
														283	A	UT Martin	3	0	
														283	H	UT Martin	3	0	
														285	N	South Dakota St.	3	1	
														292	A	Drake	3	0	
														299	N	Binghamton	3	1	
LAST 10 GAMES																			
								149	H	Southeast Mo. St.	3	1			203	H	Austin Peay	3	2
								283	H	UT Martin	3	0			179	A	Eastern Ky.	0	3
								203	A	Austin Peay	3	1			94	A	Morehead St.	2	3
								257	A	Murray St.	3	0			251	H	Tennessee St.	3	1
								257	H	Murray St.	3	1			273	H	SIU Edwardsville	3	1

Non-Div. I Games:

Eastern Ill.

Average RPI Win:		222	WON-LOST RECORD		WINNING PCT. RANK		LAST 10 GAMES		STRENGTH OF SCHEDULE		OPP. STRENGTH OF SCHEDULE		TEAM RPI		ADJ RPI		CONF. RPI		ADJ CONF. RPI								
DIV. I ONLY			10- 15		.4 235		3- 7		85		130		165		.48776 169		12		12								
DIV. I NON-CONF.			5- 7		.41667 209		0- 1		63		126		133		.51681 134		12		12								
TOTALS		RPI 1-25		RPI 26-50		W-L RECORDS		RPI 51-100		RPI 101-150		RPI 150+															
10- 15		0- 2		0- 0		OVERALL		1- 7		0- 3		9- 3															
3- 4		0- 1		0- 0		HOME		0- 2		0- 1		3- 0															
3- 8		0- 1		0- 0		AWAY		1- 3		0- 2		2- 2															
4- 3		0- 0		0- 0		NEUTRAL		0- 2		0- 0		4- 1															
5- 7		0- 2		0- 0		NON-CONFERENCE		0- 3		0- 1		5- 1															
0- 1		0- 1		0- 0		HOME		0- 0		0- 0		0- 0															
1- 3		0- 1		0- 0		AWAY		0- 1		0- 1		1- 0															
4- 3		0- 0		0- 0		NEUTRAL		0- 2		0- 0		4- 1															
5- 8		0- 0		0- 0		CONFERENCE		1- 4		0- 2		4- 2															
3- 3		0- 0		0- 0		HOME		0- 2		0- 1		3- 0															
2- 5		0- 0		0- 0		AWAY		1- 2		0- 1		1- 2															
0- 0		0- 0		0- 0		NEUTRAL		0- 0		0- 0		0- 0															
RPI	S	Opponent		Score		RPI	S	Opponent		Score		RPI	S	Opponent		Score											
4	H	Washington		0	3					55	A	Wichita St.		0	3	102	A	Toledo		2	3						
11	A	Marquette		0	3					60	H	UNI		1	3	137	A	Southern Ill.		1	3						
												67	N	Auburn		0	3	137	H	Southern Ill.		1	3				
												72	A	Missouri St.		0	3	168	N	Eastern Ill.		3	2				
												73	N	West Virginia		0	3	173	N	Oakland		1	3				
												81	A	Illinois St.		3	0	184	N	Marist		3	0				
												81	H	Illinois St.		1	3	213	A	Bradley		0	3				
												84	A	Notre Dame		0	3	221	A	East Carolina		3	0				
																		233	A	Evansville		3	0				
																		233	H	Evansville		3	0				
																		249	A	Indiana St.		0	3				
																		249	H	Indiana St.		3	1				
																		260	N	Morgan St.		3	2				
																		292	H	Drake		3	0				
																		301	N	Citadel		3	0				
						LAST 10 GAMES																					
						81 A Illinois St.						3	0	72 A Missouri St.						0	3						
						249 A Indiana St.						0	3	213 A Bradley						0	3						
						233 H Evansville						3	0	11 A Marquette						0	3						
						137 H Southern Ill.						1	3	249 H Indiana St.						3	1						
						55 A Wichita St.						0	3	81 H Illinois St.						1	3						

Non-Div. I Games:

Loyola Chicago

Average RPI Win:	261	WON-LOST	WINNING	LAST 10	STRENGTH OF	OPP. STRENGTH	TEAM	ADJ	CONF.	ADJ CONF.		
Average RPI Loss:	149	RECORD	PCT. RANK	GAMES	SCHEDULE	OF SCHEDULE	RPI	RPI	RPI	RPI		
DIV. I ONLY		18- 7	.72	49	7- 3	298	263	163	.48769	170	15	15
DIV. I NON-CONF.		9- 3	.75	57	1- 0	323	318	216	.45404	219	20	21
<hr/>												
TOTALS	RPI 1-25	RPI 26-50		W-L RECORDS		RPI 51-100		RPI 101-150		RPI 150+		
18- 7	0- 0	0- 0		OVERALL		1- 3		0- 1		17- 3		
14- 5	0- 0	0- 0		HOME		1- 2		0- 1		13- 2		
4- 2	0- 0	0- 0		AWAY		0- 1		0- 0		4- 1		
0- 0	0- 0	0- 0		NEUTRAL		0- 0		0- 0		0- 0		
<hr/>												
9- 3	0- 0	0- 0		NON-CONFERENCE		0- 0		0- 1		9- 2		
9- 3	0- 0	0- 0		HOME		0- 0		0- 1		9- 2		
0- 0	0- 0	0- 0		AWAY		0- 0		0- 0		0- 0		
0- 0	0- 0	0- 0		NEUTRAL		0- 0		0- 0		0- 0		
<hr/>												
9- 4	0- 0	0- 0		CONFERENCE		1- 3		0- 0		8- 1		
5- 2	0- 0	0- 0		HOME		1- 2		0- 0		4- 0		
4- 2	0- 0	0- 0		AWAY		0- 1		0- 0		4- 1		
0- 0	0- 0	0- 0		NEUTRAL		0- 0		0- 0		0- 0		
<hr/>												
RPI S	Opponent	Score	RPI S	Opponent	Score	RPI S	Opponent	Score	RPI S	Opponent	Score	
						53 H Colgate	1	3	130 H Villanova	1	3	
						62 H American	1	3	182 H Rhode Island	3	0	
						87 A Army	2	3	184 H Marist	3	2	
						87 H Army	3	2	219 A Navy	1	3	
									219 H Navy	3	1	
									230 H New Hampshire	2	3	
									239 A Bucknell	3	0	
									256 A Holy Cross	3	0	
									256 H Holy Cross	3	0	
									260 H Morgan St.	2	3	
									261 A Lafayette	3	2	
									261 H Lafayette	3	1	
									269 A Loyola Maryland	3	1	
									269 H Loyola Maryland	3	0	
									297 H Wright St.	3	1	
									300 H NJIT	3	0	
									316 H Quinnipiac	3	0	
									319 H St. Francis Brooklyn	3	0	
									325 H Fairleigh Dickinson	3	0	
									327 H Saint Peter's	3	0	
			327 H Saint Peter's	3	0							
LAST 10 GAMES												
269 A Loyola Maryland			3	1	261 A Lafayette			3	2			
219 A Navy			1	3	62 H American			1	3			
87 H Army			3	2	239 A Bucknell			3	0			
256 H Holy Cross			3	0	53 H Colgate			1	3			
300 H NJIT			3	0	219 H Navy			3	1			

Non-Div. I Games:

Lehigh

Average RPI Win: 243		WON-LOST	WINNING	LAST 10	STRENGTH OF		OPP. STRENGTH	TEAM	ADJ	CONF.	ADJ CONF.
Average RPI Loss: 139		RECORD	PCT. RANK	GAMES	SCHEDULE		OF SCHEDULE	RPI	RPI	RPI	RPI
DIV. I ONLY		14- 11	.56	137	6- 4		188	234	160	.4867	171
DIV. I NON-CONF.		7- 6	.53846	157	0- 0		219	222	181	.47464	190
TOTALS		RPI 1-25	RPI 26-50		W-L RECORDS		RPI 51-100		RPI 101-150		RPI 150+
14- 11	0- 0	0- 1		OVERALL		1- 4		1- 1		12- 5	
8- 5	0- 0	0- 0		HOME		0- 2		1- 0		7- 3	
3- 5	0- 0	0- 1		AWAY		0- 2		0- 1		3- 1	
3- 1	0- 0	0- 0		NEUTRAL		1- 0		0- 0		2- 1	
7- 6	0- 0	0- 1		NON-CONFERENCE		1- 2		0- 0		6- 3	
3- 3	0- 0	0- 0		HOME		0- 1		0- 0		3- 2	
1- 2	0- 0	0- 1		AWAY		0- 1		0- 0		1- 0	
3- 1	0- 0	0- 0		NEUTRAL		1- 0		0- 0		2- 1	
7- 5	0- 0	0- 0		CONFERENCE		0- 2		1- 1		6- 2	
5- 2	0- 0	0- 0		HOME		0- 1		1- 0		4- 1	
2- 3	0- 0	0- 0		AWAY		0- 1		0- 1		2- 1	
0- 0	0- 0	0- 0		NEUTRAL		0- 0		0- 0		0- 0	
RPI S	Opponent	Score	RPI S	Opponent	Score	RPI S	Opponent	Score	RPI S	Opponent	Score
			31 A	Georgia	1 3	75 H	TCU	1 3	132 H	Furman	3 1
						77 A	Wake Forest	0 3	145 A	Samford	0 3
						80 A	Ga. Southern	2 3	158 H	Appalachian St.	0 3
						80 H	Ga. Southern	0 3	185 H	Elon	3 1
						83 N	East Tenn. St.	3 2	197 H	Western Caro.	3 0
									207 A	Davidson	2 3
									209 H	High Point	1 3
									214 N	La.-Lafayette	0 3
									221 N	East Carolina	3 0
									248 N	North Florida	3 1
									257 H	Murray St.	2 3
									262 H	Wofford	3 1
									265 H	George Mason	3 0
									287 A	Chattanooga	3 2
									289 H	Alabama St.	3 0
									301 A	Citadel	3 1
									301 H	Citadel	3 0
									314 A	N.C. A&T	3 0
									323 H	N.C. Central	3 0
LAST 10 GAMES											
			158 H	Appalachian St.	0 3	287 A	Chattanooga	3 2			
			197 H	Western Caro.	3 0	301 H	Citadel	3 0			
			132 H	Furman	3 1	80 H	Ga. Southern	0 3			
			262 H	Wofford	3 1	207 A	Davidson	2 3			
			145 A	Samford	0 3	185 H	Elon	3 1			

Non-Div. I Games:

UNC Greensboro

Average RPI Win: 244		WON-LOST	WINNING	LAST 10	STRENGTH OF		OPP. STRENGTH	TEAM	ADJ	CONF.	ADJ CONF.						
Average RPI Loss: 137		RECORD	PCT. RANK	GAMES	SCHEDULE		OF SCHEDULE	RPI	RPI	RPI	RPI						
DIV. I ONLY		13- 8	.61905	100	6- 2		246	236	164	.48644	172	21	21				
DIV. I NON-CONF.		3- 6	.33333	249	0- 0		252	260	277	.40495	268	24	23				

TOTALS		RPI 1-25		RPI 26-50		W-L RECORDS		RPI 51-100		RPI 101-150		RPI 150+					
13- 8		0- 0		0- 0		OVERALL		0- 3		1- 2		12- 3					
6- 4		0- 0		0- 0		HOME		0- 3		0- 1		6- 0					
5- 2		0- 0		0- 0		AWAY		0- 0		1- 1		4- 1					
2- 2		0- 0		0- 0		NEUTRAL		0- 0		0- 0		2- 2					
3- 6		0- 0		0- 0		NON-CONFERENCE		0- 1		0- 2		3- 3					
1- 2		0- 0		0- 0		HOME		0- 1		0- 1		1- 0					
0- 2		0- 0		0- 0		AWAY		0- 0		0- 1		0- 1					
2- 2		0- 0		0- 0		NEUTRAL		0- 0		0- 0		2- 2					
10- 2		0- 0		0- 0		CONFERENCE		0- 2		1- 0		9- 0					
5- 2		0- 0		0- 0		HOME		0- 2		0- 0		5- 0					
5- 0		0- 0		0- 0		AWAY		0- 0		1- 0		4- 0					
0- 0		0- 0		0- 0		NEUTRAL		0- 0		0- 0		0- 0					
RPI	S	Opponent	Score	RPI	S	Opponent	Score	RPI	S	Opponent	Score	RPI	S	Opponent	Score		
								58	H	Central Ark.	1	3	103	A	Northwestern St.	3	1
								59	H	Washington St.	0	3	121	H	Texas St.	0	3
								90	H	Oral Roberts	0	3	124	A	SMU	0	3
												152	H	A&M-Corpus Christi	3	0	
												158	A	Appalachian St.	0	3	
												186	A	Stephen F. Austin	3	0	
												196	H	Houston Baptist	3	0	
												207	N	Davidson	1	3	
												243	A	Lamar	3	1	
												243	H	Lamar	3	0	
												269	N	Loyola Maryland	3	1	
												271	H	Southeastern La.	3	1	
												274	A	McNeese St.	3	0	
												279	N	Norfolk St.	1	3	
												291	A	Nicholls St.	3	0	
												306	H	New Orleans	3	0	
												312	H	Jackson St.	3	0	
												330	N	Grambling	3	0	

LAST 10 GAMES																	
								58	H	Central Ark.	1	3	306	H	New Orleans	3	0
								90	H	Oral Roberts	0	3	243	A	Lamar	3	1
								103	A	Northwestern St.	3	1	196	H	Houston Baptist	3	0
								186	A	Stephen F. Austin	3	0	152	H	A&M-Corpus Christi	3	0
								271	H	Southeastern La.	3	1	274	A	McNeese St.	3	0

Non-Div. I Games: Abilene Christian 3 2 Incarnate Word 2 3

Sam Houston St.

Average RPI Win:	204	WON-LOST	WINNING	LAST 10	STRENGTH OF	OPP. STRENGTH	TEAM	ADJ	CONF.	ADJ CONF.	
Average RPI Loss:	111	RECORD	PCT. RANK	GAMES	SCHEDULE	OF SCHEDULE	RPI	RPI	RPI	RPI	
DIV. I ONLY	12- 14	.46154	200	6- 4	172	121	181	.48524	173	17	17
DIV. I NON-CONF.	6- 9	.4	219	0- 1	205	81	207	.46627	201	16	17
<hr/>											
TOTALS	RPI 1-25	RPI 26-50		W-L RECORDS		RPI 51-100		RPI 101-150		RPI 150+	
12- 14	0- 0	0- 1		OVERALL		0- 7		2- 4		10- 2	
3- 5	0- 0	0- 0		HOME		0- 2		1- 2		2- 1	
5- 6	0- 0	0- 0		AWAY		0- 4		0- 2		5- 0	
4- 3	0- 0	0- 1		NEUTRAL		0- 1		1- 0		3- 1	
<hr/>											
6- 9	0- 0	0- 1		NON-CONFERENCE		0- 4		1- 3		5- 1	
1- 3	0- 0	0- 0		HOME		0- 1		0- 2		1- 0	
1- 3	0- 0	0- 0		AWAY		0- 2		0- 1		1- 0	
4- 3	0- 0	0- 1		NEUTRAL		0- 1		1- 0		3- 1	
<hr/>											
6- 5	0- 0	0- 0		CONFERENCE		0- 3		1- 1		5- 1	
2- 2	0- 0	0- 0		HOME		0- 1		1- 0		1- 1	
4- 3	0- 0	0- 0		AWAY		0- 2		0- 1		4- 0	
0- 0	0- 0	0- 0		NEUTRAL		0- 0		0- 0		0- 0	
<hr/>											
RPI S	Opponent	Score	RPI S	Opponent	Score	RPI S	Opponent	Score	RPI S	Opponent	Score
			32 N	Colorado	0 3	67 N	Auburn	0 3	111 H	Oregon St.	0 3
						71 H	Bowling Green	0 3	130 H	Villanova	1 3
						84 A	Notre Dame	1 3	141 A	Eastern Mich.	0 3
						85 A	Northern Ill.	0 3	148 A	Green Bay	2 3
						86 A	Valparaiso	1 3	148 H	Green Bay	3 1
						91 A	Milwaukee	1 3	150 N	IPFW	3 1
						91 H	Milwaukee	0 3	153 A	Syracuse	3 1
									169 N	Loyola Chicago	3 1
									178 H	Central Mich.	3 1
									181 A	Cleveland St.	3 0
									181 H	Cleveland St.	2 3
									188 A	Youngstown St.	3 1
									188 H	Youngstown St.	3 1
									229 N	Western Ill.	2 3
									252 A	Ill.-Chicago	3 0
									258 N	Stony Brook	3 0
									280 N	Rutgers	3 1
									297 A	Wright St.	3 0
<hr/>											
			LAST 10 GAMES								
			188 A	Youngstown St.	3 1	86 A	Valparaiso	1 3			
			181 A	Cleveland St.	3 0	71 H	Bowling Green	0 3			
			91 H	Milwaukee	0 3	297 A	Wright St.	3 0			
			148 H	Green Bay	3 1	181 H	Cleveland St.	2 3			
			252 A	Ill.-Chicago	3 0	188 H	Youngstown St.	3 1			

Non-Div. I Games:

Oakland

Average RPI Win:		225	WON-LOST RECORD		WINNING PCT. RANK		LAST 10 GAMES		STRENGTH OF SCHEDULE		OPP. STRENGTH OF SCHEDULE		TEAM RPI		ADJ RPI		CONF. RPI		ADJ CONF. RPI				
DIV. I ONLY			16- 12		.57143 130		8- 2		229		171		166		.4847 174		24		26				
DIV. I NON-CONF.			7- 9		.4375 202		0- 0		181		116		188		.47842 186		26		26				
TOTALS		RPI 1-25		RPI 26-50		W-L RECORDS		RPI 51-100		RPI 101-150		RPI 150+											
16- 12		0- 0		0- 2		OVERALL		0- 4		3- 1		13- 5											
11- 3		0- 0		0- 0		HOME		0- 1		3- 0		8- 2											
4- 6		0- 0		0- 1		AWAY		0- 3		0- 0		4- 2											
1- 3		0- 0		0- 1		NEUTRAL		0- 0		0- 1		1- 1											
7- 9		0- 0		0- 2		NON-CONFERENCE		0- 3		2- 1		5- 3											
6- 2		0- 0		0- 0		HOME		0- 0		2- 0		4- 2											
0- 4		0- 0		0- 1		AWAY		0- 3		0- 0		0- 0											
1- 3		0- 0		0- 1		NEUTRAL		0- 0		0- 1		1- 1											
9- 3		0- 0		0- 0		CONFERENCE		0- 1		1- 0		8- 2											
5- 1		0- 0		0- 0		HOME		0- 1		1- 0		4- 0											
4- 2		0- 0		0- 0		AWAY		0- 0		0- 0		4- 2											
0- 0		0- 0		0- 0		NEUTRAL		0- 0		0- 0		0- 0											
RPI	S	Opponent		Score		RPI	S	Opponent		Score		RPI	S	Opponent		Score							
37	N	Oregon		0 3		56	A	Western Ky.		1 3		115	H	UAB		3 2							
48	A	Northwestern		1 3		85	A	Northern Ill.		1 3		118	H	Mississippi St.		3 0							
						88	A	Fresno St.		2 3		123	N	Boise St.		0 3							
						94	H	Morehead St.		0 3		149	H	Southeast Mo. St.		3 1							
												161	N	Bakersfield		0 3							
												166	H	Miami (OH)		0 3							
												176	H	Arkansas St.		3 1							
												179	H	Eastern Ky.		3 0							
												203	A	Austin Peay		3 0							
												228	H	Memphis		2 3							
												233	H	Evansville		3 1							
												237	A	Jacksonville St.		3 0							
												237	H	Jacksonville St.		3 0							
												251	A	Tennessee St.		2 3							
												253	H	Gardner-Webb		3 2							
												257	A	Murray St.		3 1							
												273	A	SIU Edwardsville		1 3							
												276	N	Columbia		3 2							
												283	H	UT Martin		3 0							
												287	H	Chattanooga		3 0							
												298	A	Tennessee Tech		3 0							
												298	H	Tennessee Tech		3 1							
LAST 10 GAMES																							
257 A Murray St.						3 1						149 H Southeast Mo. St.						3 1					
203 A Austin Peay						3 0						298 A Tennessee Tech						3 0					
237 H Jacksonville St.						3 0						237 A Jacksonville St.						3 0					
298 H Tennessee Tech						3 1						273 A SIU Edwardsville						1 3					
283 H UT Martin						3 0						251 A Tennessee St.						2 3					

Non-Div. I Games:

Belmont

Average RPI Win: 247		WON-LOST	WINNING	LAST 10	STRENGTH OF		OPP. STRENGTH	TEAM	ADJ	CONF.	ADJ CONF.
Average RPI Loss: 141		RECORD	PCT. RANK	GAMES	SCHEDULE		OF SCHEDULE	RPI	RPI	RPI	RPI
DIV. I ONLY		12- 9	.57143	130	7- 3		225	235	175	.48467	175
DIV. I NON-CONF.		6- 5	.54545	154	1- 0		168	243	153	.50242	152
TOTALS		RPI 1-25	RPI 26-50		W-L RECORDS		RPI 51-100		RPI 101-150		RPI 150+
12- 9	0- 0	0- 1		OVERALL		0- 2		0- 4		12- 2	
7- 2	0- 0	0- 0		HOME		0- 1		0- 1		7- 0	
3- 5	0- 0	0- 1		AWAY		0- 1		0- 1		3- 2	
2- 2	0- 0	0- 0		NEUTRAL		0- 0		0- 2		2- 0	
6- 5	0- 0	0- 0		NON-CONFERENCE		0- 2		0- 3		6- 0	
3- 1	0- 0	0- 0		HOME		0- 1		0- 0		3- 0	
1- 2	0- 0	0- 0		AWAY		0- 1		0- 1		1- 0	
2- 2	0- 0	0- 0		NEUTRAL		0- 0		0- 2		2- 0	
6- 4	0- 0	0- 1		CONFERENCE		0- 0		0- 1		6- 2	
4- 1	0- 0	0- 0		HOME		0- 0		0- 1		4- 0	
2- 3	0- 0	0- 1		AWAY		0- 0		0- 0		2- 2	
0- 0	0- 0	0- 0		NEUTRAL		0- 0		0- 0		0- 0	
RPI S	Opponent	Score	RPI S	Opponent	Score	RPI S	Opponent	Score	RPI S	Opponent	Score
			46 A	Yale	1 3	62 H	American	0 3	105 N	LIU Brooklyn	2 3
						98 A	Maryland	1 3	130 A	Villanova	1 3
									139 H	Harvard	1 3
									142 N	UMKC	1 3
									163 H	Temple	3 2
									206 H	Delaware	3 2
									215 A	Brown	3 0
									217 H	Dartmouth	3 1
									238 A	Cornell	3 2
									238 H	Cornell	3 2
									242 N	Sacred Heart	3 0
									270 A	Princeton	2 3
									270 H	Princeton	3 0
									276 A	Columbia	2 3
									276 H	Columbia	3 0
									279 N	Norfolk St.	3 2
									294 H	Weber St.	3 2
									322 A	La Salle	3 1
LAST 10 GAMES											
			276 H	Columbia	3 0	215 A	Brown	3 0			
			238 H	Cornell	3 2	46 A	Yale	1 3			
			270 H	Princeton	3 0	238 A	Cornell	3 2			
			217 H	Dartmouth	3 1	276 A	Columbia	2 3			
			139 H	Harvard	1 3	322 A	La Salle	3 1			

Non-Div. I Games:

Penn

Average RPI Win: 271		WON-LOST	WINNING	LAST 10	STRENGTH OF		OPP. STRENGTH	TEAM	ADJ	CONF.	ADJ CONF.								
Average RPI Loss: 132		RECORD	PCT. RANK	GAMES	SCHEDULE		OF SCHEDULE	RPI	RPI	RPI	RPI								
DIV. I ONLY		14- 11	.56	137	174		281	161	.48228	177	28	28							
DIV. I NON-CONF.		3- 8	.27273	271	42		134	167	.48847	167	29	29							
<hr/>																			
TOTALS		RPI 1-25		RPI 26-50		W-L RECORDS		RPI 51-100		RPI 101-150		RPI 150+							
14- 11		0- 2		0- 0		OVERALL		0- 3		0- 1		14- 5							
7- 2		0- 1		0- 0		HOME		0- 0		0- 0		7- 1							
5- 5		0- 1		0- 0		AWAY		0- 0		0- 1		5- 3							
2- 4		0- 0		0- 0		NEUTRAL		0- 3		0- 0		2- 1							
3- 8		0- 2		0- 0		NON-CONFERENCE		0- 3		0- 1		3- 2							
1- 1		0- 1		0- 0		HOME		0- 0		0- 0		1- 0							
0- 3		0- 1		0- 0		AWAY		0- 0		0- 1		0- 1							
2- 4		0- 0		0- 0		NEUTRAL		0- 3		0- 0		2- 1							
11- 3		0- 0		0- 0		CONFERENCE		0- 0		0- 0		11- 3							
6- 1		0- 0		0- 0		HOME		0- 0		0- 0		6- 1							
5- 2		0- 0		0- 0		AWAY		0- 0		0- 0		5- 2							
0- 0		0- 0		0- 0		NEUTRAL		0- 0		0- 0		0- 0							
RPI	S	Opponent		Score		RPI	S	Opponent		Score		RPI	S	Opponent		Score			
6	H	Missouri		0	3			53	N	Colgate		1	3	105	A	LIU Brooklyn		1	3
18	A	Utah		1	3			60	N	UNI		0	3	184	A	Marist		3	1
								64	N	Utah St.		2	3	184	H	Marist		3	2
														194	N	Hampton		3	0
														204	A	Boston College		1	3
														227	A	Siena		3	2
														227	H	Siena		2	3
														236	A	Iona		1	3
														238	N	Cornell		0	3
														241	A	Manhattan		0	3
														242	H	Sacred Heart		3	0
														278	H	Canisius		3	1
														282	A	Rider		3	0
														282	H	Rider		3	2
														308	N	Bryant		3	0
														316	A	Quinnipiac		3	1
														316	H	Quinnipiac		3	0
														320	H	Niagara		3	1
														327	A	Saint Peter's		3	0
														327	H	Saint Peter's		3	0
LAST 10 GAMES																			
						282	A	Rider		3	0	184	A	Marist		3	1		
						327	A	Saint Peter's		3	0	320	H	Niagara		3	1		
						242	H	Sacred Heart		3	0	278	H	Canisius		3	1		
						316	H	Quinnipiac		3	0	184	H	Marist		3	2		
						227	A	Siena		3	2	282	H	Rider		3	2		

Non-Div. I Games:

Fairfield

Average RPI Win:	221	WON-LOST	WINNING	LAST 10	STRENGTH OF	OPP. STRENGTH	TEAM	ADJ	CONF.	ADJ CONF.	
Average RPI Loss:	106	RECORD	PCT. RANK	GAMES	SCHEDULE	OF SCHEDULE	RPI	RPI	RPI	RPI	
DIV. I ONLY	11- 13	.45833	202	4- 6	147	163	180	.48217	178	9	9
DIV. I NON-CONF.	6- 6	.5	164	0- 0	243	249	212	.45923	210	10	10
<hr/>											
TOTALS	RPI 1-25	RPI 26-50		W-L RECORDS		RPI 51-100		RPI 101-150		RPI 150+	
11- 13	0- 0	0- 2		OVERALL		0- 5		4- 3		7- 3	
3- 2	0- 0	0- 1		HOME		0- 0		2- 0		1- 1	
3- 9	0- 0	0- 1		AWAY		0- 4		1- 2		2- 2	
5- 2	0- 0	0- 0		NEUTRAL		0- 1		1- 1		4- 0	
<hr/>											
6- 6	0- 0	0- 0		NON-CONFERENCE		0- 2		1- 2		5- 2	
0- 0	0- 0	0- 0		HOME		0- 0		0- 0		0- 0	
1- 4	0- 0	0- 0		AWAY		0- 1		0- 1		1- 2	
5- 2	0- 0	0- 0		NEUTRAL		0- 1		1- 1		4- 0	
<hr/>											
5- 7	0- 0	0- 2		CONFERENCE		0- 3		3- 1		2- 1	
3- 2	0- 0	0- 1		HOME		0- 0		2- 0		1- 1	
2- 5	0- 0	0- 1		AWAY		0- 3		1- 1		1- 0	
0- 0	0- 0	0- 0		NEUTRAL		0- 0		0- 0		0- 0	
<hr/>											
RPI S	Opponent	Score	RPI S	Opponent	Score	RPI S	Opponent	Score	RPI S	Opponent	Score
			45 A Ball St.	0	3	57 N Xavier	0	3	102 A Toledo	2	3
			45 H Ball St.	0	3	71 A Bowling Green	1	3	102 H Toledo	3	0
						80 A Ga. Southern	0	3	111 N Oregon St.	0	3
						85 A Northern Ill.	1	3	117 A Duquesne	1	3
						97 A Western Mich.	1	3	120 H Buffalo	3	0
									130 N Villanova	3	2
									141 A Eastern Mich.	3	0
									166 A Miami (OH)	3	1
									173 A Oakland	1	3
									195 H Kent St.	0	3
									205 A Hofstra	1	3
									264 H Akron	3	1
									270 N Princeton	3	0
									304 A Robert Morris	3	2
									307 N Charleston So.	3	0
									311 N USC Upstate	3	0
									312 N Jackson St.	3	0
<hr/>											
LAST 10 GAMES											
			102 A Toledo	2	3	166 A Miami (OH)	3	1			
			45 A Ball St.	0	3	195 H Kent St.	0	3			
			264 H Akron	3	1	141 A Eastern Mich.	3	0			
			120 H Buffalo	3	0	85 A Northern Ill.	1	3			
			71 A Bowling Green	1	3	97 A Western Mich.	1	3			

Non-Div. I Games:

Central Mich.

Average RPI Win:		250	WON-LOST RECORD		WINNING PCT. RANK		LAST 10 GAMES		STRENGTH OF SCHEDULE		OPP. STRENGTH OF SCHEDULE		TEAM RPI		ADJ RPI		CONF. RPI		ADJ CONF. RPI					
DIV. I ONLY			15- 13		.53571		156		8- 2		215		178		177		.482		179		24		26	
DIV. I NON-CONF.			8- 8		.5		164		2- 0		169		133		157		.49854		155		26		26	
TOTALS		RPI 1-25		RPI 26-50				W-L RECORDS				RPI 51-100				RPI 101-150				RPI 150+				
15- 13		0- 1		0- 3				OVERALL				0- 1				1- 4				14- 4				
5- 1		0- 0		0- 0				HOME				0- 0				1- 0				4- 1				
7- 7		0- 1		0- 1				AWAY				0- 1				0- 2				7- 2				
3- 5		0- 0		0- 2				NEUTRAL				0- 0				0- 2				3- 1				
8- 8		0- 1		0- 3				NON-CONFERENCE				0- 0				1- 3				7- 1				
2- 0		0- 0		0- 0				HOME				0- 0				1- 0				1- 0				
3- 3		0- 1		0- 1				AWAY				0- 0				0- 1				3- 0				
3- 5		0- 0		0- 2				NEUTRAL				0- 0				0- 2				3- 1				
7- 5		0- 0		0- 0				CONFERENCE				0- 1				0- 1				7- 3				
3- 1		0- 0		0- 0				HOME				0- 0				0- 0				3- 1				
4- 4		0- 0		0- 0				AWAY				0- 1				0- 1				4- 2				
0- 0		0- 0		0- 0				NEUTRAL				0- 0				0- 0				0- 0				
RPI	S	Opponent		Score		RPI	S	Opponent		Score		RPI	S	Opponent		Score		RPI	S	Opponent		Score		
2	A	Penn St.		0	3	27	A	Arizona		0	3	94	A	Morehead St.		0	3	137	N	Southern Ill.		1	3	
						39	N	Butler		0	3							144	A	Marshall		1	3	
						46	N	Yale		1	3							144	H	Marshall		3	1	
																		146	N	Utah Valley		1	3	
																		149	A	Southeast Mo. St.		2	3	
																		168	H	Eastern Ill.		3	0	
																		174	A	Belmont		0	3	
																		192	A	Radford		3	2	
																		195	N	Kent St.		2	3	
																		203	A	Austin Peay		0	3	
																		224	N	Kennesaw St.		3	2	
																		237	A	Jacksonville St.		3	1	
																		237	H	Jacksonville St.		3	1	
																		245	H	Northern Ky.		3	1	
																		250	N	Albany (NY)		3	2	
																		251	A	Tennessee St.		3	0	
																		273	H	SIU Edwardsville		2	3	
																		283	A	UT Martin		3	1	
																		297	A	Wright St.		3	1	
																		298	A	Tennessee Tech		3	0	
																		298	H	Tennessee Tech		3	0	
																		305	A	Saint Francis (PA)		3	1	
																		314	N	N.C. A&T		3	0	
LAST 10 GAMES																								
298 A Tennessee Tech						3 0						237 H Jacksonville St.						3 1						
237 A Jacksonville St.						3 1						298 H Tennessee Tech						3 0						
283 A UT Martin						3 1						297 A Wright St.						3 1						
149 A Southeast Mo. St.						2 3						168 H Eastern Ill.						3 0						
245 H Northern Ky.						3 1						273 H SIU Edwardsville						2 3						

Non-Div. I Games:

Eastern Ky.

Average RPI Win: 186		WON-LOST RECORD		WINNING PCT. RANK		LAST 10 GAMES		STRENGTH OF SCHEDULE		OPP. STRENGTH OF SCHEDULE		TEAM RPI		ADJ RPI		CONF. RPI		ADJ CONF. RPI	
DIV. I ONLY		9- 15		.375 248		3- 7		121		97		189		.48087 180		6		6	
DIV. I NON-CONF.		6- 6		.5 164		0- 0		194		205		183		.47704 188		6		6	
TOTALS		RPI 1-25		RPI 26-50		W-L RECORDS		RPI 51-100		RPI 101-150		RPI 150+							
9- 15		1- 1		0- 1		OVERALL		1- 6		0- 4		7- 3							
5- 8		1- 1		0- 1		HOME		1- 4		0- 1		3- 1							
2- 5		0- 0		0- 0		AWAY		0- 2		0- 2		2- 1							
2- 2		0- 0		0- 0		NEUTRAL		0- 0		0- 1		2- 1							
6- 6		0- 0		0- 0		NON-CONFERENCE		0- 2		0- 2		6- 2							
3- 3		0- 0		0- 0		HOME		0- 1		0- 1		3- 1							
1- 1		0- 0		0- 0		AWAY		0- 1		0- 0		1- 0							
2- 2		0- 0		0- 0		NEUTRAL		0- 0		0- 1		2- 1							
3- 9		1- 1		0- 1		CONFERENCE		1- 4		0- 2		1- 1							
2- 5		1- 1		0- 1		HOME		1- 3		0- 0		0- 0							
1- 4		0- 0		0- 0		AWAY		0- 1		0- 2		1- 1							
0- 0		0- 0		0- 0		NEUTRAL		0- 0		0- 0		0- 0							
RPI S	Opponent	Score		RPI S	Opponent	Score		RPI S	Opponent	Score		RPI S	Opponent	Score					
14	H Duke	0	3	36	H Miami (FL)	1	3	61	H Virginia Tech	3	1	109	A Clemson	0	3				
21	H Florida St.	3	1					66	A New Mexico	1	3	116	A Pittsburgh	0	3				
								68	H Virginia	2	3	133	H St. John's (NY)	1	3				
								69	H Col. of Charleston	0	3	135	N Idaho St.	0	3				
								77	H Wake Forest	0	3	153	A Syracuse	0	3				
								84	H Notre Dame	0	3	154	A Tennessee	3	0				
								98	A Maryland	2	3	189	N Coastal Caro.	1	3				
												198	H Connecticut	3	0				
												204	A Boston College	3	2				
												216	H Florida A&M	3	0				
												235	H Troy	1	3				
												237	N Jacksonville St.	3	0				
												287	H Chattanooga	3	0				
												295	N UC Riverside	3	1				
LAST 10 GAMES																			
61	H Virginia Tech	3	1	14	H Duke	0	3	61	H Virginia Tech	3	1	61	H Virginia Tech	3	1				
68	H Virginia	2	3	84	H Notre Dame	0	3	66	A New Mexico	1	3	68	H Virginia	2	3				
204	A Boston College	3	2	109	A Clemson	0	3	68	H Virginia	2	3	69	H Col. of Charleston	0	3				
153	A Syracuse	0	3	36	H Miami (FL)	1	3	77	H Wake Forest	0	3	77	H Wake Forest	0	3				
77	H Wake Forest	0	3	21	H Florida St.	3	1	84	H Notre Dame	0	3	84	H Notre Dame	0	3				

Non-Div. I Games:

Georgia Tech

Average RPI Win:	225	WON-LOST	WINNING	LAST 10	STRENGTH OF	OPP. STRENGTH	TEAM	ADJ	CONF.	ADJ CONF.	
Average RPI Loss:	140	RECORD	PCT. RANK	GAMES	SCHEDULE	OF SCHEDULE	RPI	RPI	RPI	RPI	
DIV. I ONLY	13- 10	.56522	134	3- 7	238	169	176	.48019	181	17	17
DIV. I NON-CONF.	10- 3	.76923	52	0- 0	223	146	94	.54914	98	16	17
<hr/>											
TOTALS	RPI 1-25	RPI 26-50		W-L RECORDS	RPI 51-100		RPI 101-150		RPI 150+		
13- 10	0- 0	0- 1		OVERALL	1- 3		1- 2		11- 4		
3- 5	0- 0	0- 0		HOME	1- 1		0- 1		2- 3		
5- 3	0- 0	0- 0		AWAY	0- 1		0- 1		5- 1		
5- 2	0- 0	0- 1		NEUTRAL	0- 1		1- 0		4- 0		
10- 3	0- 0	0- 1		NON-CONFERENCE	1- 1		1- 1		8- 0		
2- 1	0- 0	0- 0		HOME	1- 0		0- 1		1- 0		
3- 0	0- 0	0- 0		AWAY	0- 0		0- 0		3- 0		
5- 2	0- 0	0- 1		NEUTRAL	0- 1		1- 0		4- 0		
3- 7	0- 0	0- 0		CONFERENCE	0- 2		0- 1		3- 4		
1- 4	0- 0	0- 0		HOME	0- 1		0- 0		1- 3		
2- 3	0- 0	0- 0		AWAY	0- 1		0- 1		2- 1		
0- 0	0- 0	0- 0		NEUTRAL	0- 0		0- 0		0- 0		
RPI S	Opponent	Score	RPI S	Opponent	Score	RPI S	Opponent	Score	RPI S	Opponent	Score
			44 N	North Carolina St.	0 3	77 N	Wake Forest	0 3	141 N	Eastern Mich.	3 1
						86 H	Valparaiso	2 3	148 A	Green Bay	1 3
						89 H	UC Irvine	3 2	150 H	IPFW	1 3
						91 A	Milwaukee	0 3	173 A	Oakland	3 2
									173 H	Oakland	0 3
									183 A	James Madison	3 1
									188 A	Youngstown St.	0 3
									188 H	Youngstown St.	2 3
									209 H	High Point	3 0
									219 N	Navy	3 1
									232 N	Campbell	3 1
									245 N	Northern Ky.	3 0
									252 H	Ill.-Chicago	2 3
									266 A	Cincinnati	3 0
									278 A	Canisius	3 0
									296 N	Hartford	3 0
									297 A	Wright St.	3 1
									297 H	Wright St.	3 0
			LAST 10 GAMES								
			297 H	Wright St.	3 0	86 H	Valparaiso	2 3			
			173 H	Oakland	0 3	252 H	Ill.-Chicago	2 3			
			188 H	Youngstown St.	2 3	173 A	Oakland	3 2			
			148 A	Green Bay	1 3	297 A	Wright St.	3 1			
			91 A	Milwaukee	0 3	188 A	Youngstown St.	0 3			

Non-Div. I Games:

Cleveland St.

Average RPI Win:		252	WON-LOST RECORD		WINNING PCT. RANK		LAST 10 GAMES		STRENGTH OF SCHEDULE		OPP. STRENGTH OF SCHEDULE		TEAM RPI		ADJ RPI		CONF. RPI		ADJ CONF. RPI	
DIV. I ONLY			13- 14		.48148 185		4- 6		183		203		190		.47872 182		20		22	
DIV. I NON-CONF.			8- 8		.5 164		1- 1		177		228		174		.48253 180		18		19	
TOTALS		RPI 1-25		RPI 26-50		W-L RECORDS		RPI 51-100		RPI 101-150		RPI 150+								
13- 14		0- 1		0- 0		OVERALL		0- 4		2- 5		11- 4								
8- 4		0- 0		0- 0		HOME		0- 1		2- 2		6- 1								
2- 6		0- 0		0- 0		AWAY		0- 2		0- 2		2- 2								
3- 4		0- 1		0- 0		NEUTRAL		0- 1		0- 1		3- 1								
8- 8		0- 1		0- 0		NON-CONFERENCE		0- 2		1- 2		7- 3								
5- 1		0- 0		0- 0		HOME		0- 0		1- 1		4- 0								
0- 3		0- 0		0- 0		AWAY		0- 1		0- 0		0- 2								
3- 4		0- 1		0- 0		NEUTRAL		0- 1		0- 1		3- 1								
5- 6		0- 0		0- 0		CONFERENCE		0- 2		1- 3		4- 1								
3- 3		0- 0		0- 0		HOME		0- 1		1- 1		2- 1								
2- 3		0- 0		0- 0		AWAY		0- 1		0- 2		2- 0								
0- 0		0- 0		0- 0		NEUTRAL		0- 0		0- 0		0- 0								
RPI	S	Opponent		Score		RPI	S	Opponent		Score		RPI	S	Opponent		Score				
10	N	Minnesota		0 3								101	H	Northeastern		1 3				
								52 A VCU		0 3		107	N	Iowa		0 3				
								86 A Valparaiso		0 3		117	A	Duquesne		1 3				
								87 N Army		0 3		117	H	Duquesne		1 3				
												121	A	Dayton		0 3				
												121	H	Dayton		3 2				
												136	H	UTEP		3 0				
												157	H	George Washington		2 3				
												170	A	Lehigh		0 3				
												198	N	Connecticut		2 3				
												212	H	Saint Louis		3 2				
												215	H	Brown		3 2				
												217	A	Dartmouth		1 3				
												230	N	New Hampshire		3 0				
												230	N	New Hampshire		3 2				
												265	H	George Mason		3 1				
												288	A	Fordham		3 0				
												296	H	Hartford		3 2				
												303	H	Providence		3 0				
												322	A	La Salle		3 0				
												326	H	UMass Lowell		3 0				
												327	N	Saint Peter's		3 0				
LAST 10 GAMES																				
						52 A VCU	0 3		121 A Dayton	0 3										
						212 H Saint Louis	3 2		117 A Duquesne	1 3										
						52 H VCU	0 3		121 H Dayton	3 2										
						265 H George Mason	3 1		101 H Northeastern	1 3										
						303 H Providence	3 0		157 H George Washington	2 3										

Non-Div. I Games:

Rhode Island

Average RPI Win: 210		WON-LOST	WINNING	LAST 10	STRENGTH OF		OPP. STRENGTH	TEAM	ADJ	CONF.	ADJ CONF.
Average RPI Loss: 132		RECORD	PCT. RANK	GAMES	SCHEDULE		OF SCHEDULE	RPI	RPI	RPI	RPI
DIV. I ONLY		10- 14	.41667	226	4- 6		90	177	169	.47854	183
DIV. I NON-CONF.		5- 8	.38462	231	0- 0		108	181	179	.47252	193
TOTALS		RPI 1-25	RPI 26-50		W-L RECORDS		RPI 51-100		RPI 101-150		RPI 150+
10- 14	0- 0	0- 1		OVERALL		0- 4		1- 3		9- 6	
6- 7	0- 0	0- 0		HOME		0- 2		0- 2		6- 3	
1- 6	0- 0	0- 1		AWAY		0- 2		0- 1		1- 2	
3- 1	0- 0	0- 0		NEUTRAL		0- 0		1- 0		2- 1	
5- 8	0- 0	0- 1		NON-CONFERENCE		0- 2		1- 0		4- 5	
2- 4	0- 0	0- 0		HOME		0- 1		0- 0		2- 3	
0- 3	0- 0	0- 1		AWAY		0- 1		0- 0		0- 1	
3- 1	0- 0	0- 0		NEUTRAL		0- 0		1- 0		2- 1	
5- 6	0- 0	0- 0		CONFERENCE		0- 2		0- 3		5- 1	
4- 3	0- 0	0- 0		HOME		0- 1		0- 2		4- 0	
1- 3	0- 0	0- 0		AWAY		0- 1		0- 1		1- 1	
0- 0	0- 0	0- 0		NEUTRAL		0- 0		0- 0		0- 0	
RPI S	Opponent	Score	RPI S	Opponent	Score	RPI S	Opponent	Score	RPI S	Opponent	Score
			28 A	North Carolina	0 3	68 A	Virginia	1 3	101 H	Northeastern	0 3
						69 A	Col. of Charleston	1 3	144 N	Marshall	3 2
						69 H	Col. of Charleston	1 3	147 A	UNC Wilmington	0 3
						77 H	Wake Forest	0 3	147 H	UNC Wilmington	2 3
									157 N	George Washington	3 2
									161 H	Bakersfield	1 3
									164 H	Wyoming	1 3
									181 H	Cleveland St.	1 3
									192 A	Radford	1 3
									199 H	William & Mary	3 2
									205 H	Hofstra	3 0
									206 A	Delaware	3 1
									206 H	Delaware	3 1
									211 N	Montana	2 3
									231 A	Towson	0 3
									231 H	Towson	3 1
									232 H	Campbell	3 1
									250 N	Albany (NY)	3 0
									267 H	Presbyterian	3 2
LAST 10 GAMES											
			101 H	Northeastern	0 3	147 A	UNC Wilmington	0 3			
			205 H	Hofstra	3 0	206 H	Delaware	3 1			
			231 A	Towson	0 3	231 H	Towson	3 1			
			206 A	Delaware	3 1	147 H	UNC Wilmington	2 3			
			69 A	Col. of Charleston	1 3	69 H	Col. of Charleston	1 3			

Non-Div. I Games:

James Madison

Average RPI Win: 268		WON-LOST RECORD	WINNING PCT. RANK		LAST 10 GAMES	STRENGTH OF SCHEDULE	OPP. STRENGTH OF SCHEDULE	TEAM RPI	ADJ RPI	CONF. RPI	ADJ CONF. RPI		
Average RPI Loss: 178													
DIV. I ONLY		16- 8	.66667	71	7- 3	281	297	182	.47754	184	28	28	
DIV. I NON-CONF.		6- 4	.6	117	0- 0	257	259	189	.47917	185	29	29	
<hr/>													
TOTALS		RPI 1-25		RPI 26-50		W-L RECORDS		RPI 51-100		RPI 101-150		RPI 150+	
16- 8		0- 0		0- 0		OVERALL		0- 1		1- 0		15- 7	
6- 2		0- 0		0- 0		HOME		0- 0		0- 0		6- 2	
9- 4		0- 0		0- 0		AWAY		0- 1		1- 0		8- 3	
1- 2		0- 0		0- 0		NEUTRAL		0- 0		0- 0		1- 2	
6- 4		0- 0		0- 0		NON-CONFERENCE		0- 1		1- 0		5- 3	
3- 0		0- 0		0- 0		HOME		0- 0		0- 0		3- 0	
2- 2		0- 0		0- 0		AWAY		0- 1		1- 0		1- 1	
1- 2		0- 0		0- 0		NEUTRAL		0- 0		0- 0		1- 2	
10- 4		0- 0		0- 0		CONFERENCE		0- 0		0- 0		10- 4	
3- 2		0- 0		0- 0		HOME		0- 0		0- 0		3- 2	
7- 2		0- 0		0- 0		AWAY		0- 0		0- 0		7- 2	
0- 0		0- 0		0- 0		NEUTRAL		0- 0		0- 0		0- 0	
RPI	S	Opponent	Score	RPI	S	Opponent	Score	RPI	S	Opponent	Score		
								87	A	Army	1	3	
								102	A	Toledo	3	1	
								168	N	Eastern Ill.	0	3	
								169	N	Loyola Chicago	0	3	
								170	A	Lehigh	2	3	
								177	A	Fairfield	2	3	
								177	H	Fairfield	1	3	
								217	H	Dartmouth	3	1	
								227	A	Siena	3	2	
								227	H	Siena	3	1	
								236	A	Iona	1	3	
								236	H	Iona	3	0	
								241	A	Manhattan	3	0	
								241	H	Manhattan	2	3	
								261	A	Lafayette	3	1	
								278	A	Canisius	3	0	
								282	A	Rider	3	1	
								296	H	Hartford	3	0	
								316	A	Quinnipiac	3	0	
								316	H	Quinnipiac	3	0	
								319	N	St. Francis Brooklyn	3	0	
								320	A	Niagara	3	0	
								326	H	UMass Lowell	3	0	
								327	A	Saint Peter's	3	0	
				LAST 10 GAMES									
				227	H	Siena	3	1	177	H	Fairfield	1	3
				316	A	Quinnipiac	3	0	327	A	Saint Peter's	3	0
				241	A	Manhattan	3	0	282	A	Rider	3	1
				236	A	Iona	1	3	177	A	Fairfield	2	3
				316	H	Quinnipiac	3	0	227	A	Siena	3	2

Non-Div. I Games:

Marist

E
l
o
n

Elon					Through Games Of Through Matches of Nov. 3, 2013							
Average RPI Win: 253 Average RPI Loss: 158		WON-LOST RECORD	WINNING PCT. RANK	LAST 10 GAMES	STRENGTH OF SCHEDULE	OPP. STRENGTH OF SCHEDULE	TEAM RPI	ADJ RPI	CONF. RPI	ADJ CONF. RPI		
DIV. I ONLY		16- 12	.57143	130	7- 3	220	270	178	.47751	185	19	19
DIV. I NON-CONF.		9- 7	.5625	150	1- 0	247	281	200	.4597	208	22	25
<hr/>												
TOTALS		RPI 1-25	RPI 26-50		W-L RECORDS		RPI 51-100		RPI 101-150		RPI 150+	
16- 12	0- 0		0- 0		OVERALL		0- 3		1- 2		15- 7	
8- 3	0- 0		0- 0		HOME		0- 1		1- 0		7- 2	
6- 5	0- 0		0- 0		AWAY		0- 2		0- 1		6- 2	
2- 4	0- 0		0- 0		NEUTRAL		0- 0		0- 1		2- 3	
<hr/>												
9- 7	0- 0		0- 0		NON-CONFERENCE		0- 1		0- 1		9- 5	
4- 1	0- 0		0- 0		HOME		0- 0		0- 0		4- 1	
3- 2	0- 0		0- 0		AWAY		0- 1		0- 0		3- 1	
2- 4	0- 0		0- 0		NEUTRAL		0- 0		0- 1		2- 3	
<hr/>												
7- 5	0- 0		0- 0		CONFERENCE		0- 2		1- 1		6- 2	
4- 2	0- 0		0- 0		HOME		0- 1		1- 0		3- 1	
3- 3	0- 0		0- 0		AWAY		0- 1		0- 1		3- 1	
0- 0	0- 0		0- 0		NEUTRAL		0- 0		0- 0		0- 0	
<hr/>												
RPI S	Opponent	Score	RPI S	Opponent	Score	RPI S	Opponent	Score	RPI S	Opponent	Score	
						80 A	Ga. Southern	1 3	132 H	Furman	3 2	
						80 H	Ga. Southern	0 3	145 A	Samford	0 3	
						92 A	UCF	0 3	147 N	UNC Wilmington	0 3	
									157 N	George Washington	2 3	
									158 H	Appalachian St.	0 3	
									171 A	UNC Greensboro	1 3	
									186 N	Stephen F. Austin	2 3	
									192 H	Radford	3 2	
									197 H	Western Caro.	3 1	
									207 A	Davidson	3 0	
									209 A	High Point	2 3	
									219 A	Navy	3 0	
									221 H	East Carolina	0 3	
									232 H	Campbell	3 0	
									246 A	Charlotte	3 1	
									251 N	Tennessee St.	3 1	
									252 N	Ill.-Chicago	1 3	
									253 H	Gardner-Webb	3 2	
									262 H	Wofford	3 2	
									287 A	Chattanooga	3 2	
									301 A	Citadel	3 2	
									301 H	Citadel	3 0	
									314 A	N.C. A&T	3 0	
									323 H	N.C. Central	3 0	
									324 N	South Carolina St.	3 0	
<hr/>												
					LAST 10 GAMES							
						197 H	Western Caro.	3 1		145 A	Samford	0 3
						158 H	Appalachian St.	0 3		80 H	Ga. Southern	0 3
						262 H	Wofford	3 2		301 H	Citadel	3 0
						132 H	Furman	3 2		314 A	N.C. A&T	3 0
						287 A	Chattanooga	3 2		207 A	Davidson	3 0

E
l
o
n

Non-Div. I Games:

Elon

Average RPI Win: 261		WON-LOST RECORD		WINNING PCT. RANK		LAST 10 GAMES		STRENGTH OF SCHEDULE		OPP. STRENGTH OF SCHEDULE		TEAM RPI		ADJ RPI		CONF. RPI		ADJ CONF. RPI	
DIV. I ONLY		13- 12		.52 164		3- 5		216		229		191		.47655 186		21		21	
DIV. I NON-CONF.		8- 5		.61538 111		0- 0		249		219		168		.48765 170		24		23	
TOTALS		RPI 1-25		RPI 26-50		W-L RECORDS		RPI 51-100		RPI 101-150		RPI 150+							
13- 12		0- 0		0- 0		OVERALL		0- 6		0- 2		13- 4							
6- 2		0- 0		0- 0		HOME		0- 1		0- 0		6- 1							
2- 8		0- 0		0- 0		AWAY		0- 5		0- 1		2- 2							
5- 2		0- 0		0- 0		NEUTRAL		0- 0		0- 1		5- 1							
8- 5		0- 0		0- 0		NON-CONFERENCE		0- 3		0- 1		8- 1							
1- 0		0- 0		0- 0		HOME		0- 0		0- 0		1- 0							
2- 3		0- 0		0- 0		AWAY		0- 3		0- 0		2- 0							
5- 2		0- 0		0- 0		NEUTRAL		0- 0		0- 1		5- 1							
5- 7		0- 0		0- 0		CONFERENCE		0- 3		0- 1		5- 3							
5- 2		0- 0		0- 0		HOME		0- 1		0- 0		5- 1							
0- 5		0- 0		0- 0		AWAY		0- 2		0- 1		0- 2							
0- 0		0- 0		0- 0		NEUTRAL		0- 0		0- 0		0- 0							
RPI	S	Opponent	Score	RPI	S	Opponent	Score	RPI	S	Opponent	Score	RPI	S	Opponent	Score				
								58	A	Central Ark.	0 3	103	A	Northwestern St.	1 3				
								58	H	Central Ark.	0 3	106	N	Ole Miss	0 3				
								75	A	TCU	1 3	152	A	A&M-Corpus Christi	1 3				
								90	A	Oral Roberts	2 3	157	N	George Washington	2 3				
								92	A	UCF	2 3	172	H	Sam Houston St.	0 3				
								100	A	North Texas	0 3	185	N	Elon	3 2				
												187	A	Southern Miss.	3 0				
												191	N	Houston	3 2				
												196	A	Houston Baptist	2 3				
												235	N	Troy	3 2				
												243	H	Lamar	3 1				
												271	H	Southeastern La.	3 0				
												274	H	McNeese St.	3 2				
												277	H	Louisiana Tech	3 2				
												290	A	La.-Monroe	3 0				
												291	H	Nicholls St.	3 2				
												306	H	New Orleans	3 0				
												312	N	Jackson St.	3 0				
												330	N	Grambling	3 0				
LAST 10 GAMES																			
								58	H	Central Ark.	0 3	274	H	McNeese St.	3 2				
								243	H	Lamar	3 1	291	H	Nicholls St.	3 2				
								172	H	Sam Houston St.	0 3	58	A	Central Ark.	0 3				
								196	A	Houston Baptist	2 3	90	A	Oral Roberts	2 3				
								152	A	A&M-Corpus Christi	1 3	103	A	Northwestern St.	1 3				

Non-Div. I Games: Abilene Christian 3 1 Incarnate Word 2 3

Stephen F. Austin

Average RPI Win:	246	WON-LOST RECORD	WINNING PCT. RANK	LAST 10 GAMES	STRENGTH OF SCHEDULE	OPP. STRENGTH OF SCHEDULE	TEAM RPI	ADJ RPI	CONF. RPI	ADJ CONF. RPI	
Average RPI Loss:	116										
DIV. I ONLY		13- 12	.52 164	4- 6	223	182	188	.47583	187	11 11	
DIV. I NON-CONF.		9- 6	.6 117	0- 0	301	226	213	.45456	217	11 11	
<hr/>											
TOTALS	RPI 1-25	RPI 26-50		W-L RECORDS	RPI 51-100		RPI 101-150		RPI 150+		
13- 12	0- 0	0- 2		OVERALL	0- 4		2- 3		11- 3		
7- 3	0- 0	0- 0		HOME	0- 2		1- 0		6- 1		
2- 6	0- 0	0- 1		AWAY	0- 2		0- 3		2- 0		
4- 3	0- 0	0- 1		NEUTRAL	0- 0		1- 0		3- 2		
<hr/>											
9- 6	0- 0	0- 1		NON-CONFERENCE	0- 0		1- 2		8- 3		
4- 1	0- 0	0- 0		HOME	0- 0		0- 0		4- 1		
1- 2	0- 0	0- 0		AWAY	0- 0		0- 2		1- 0		
4- 3	0- 0	0- 1		NEUTRAL	0- 0		1- 0		3- 2		
<hr/>											
4- 6	0- 0	0- 1		CONFERENCE	0- 4		1- 1		3- 0		
3- 2	0- 0	0- 0		HOME	0- 2		1- 0		2- 0		
1- 4	0- 0	0- 1		AWAY	0- 2		0- 1		1- 0		
0- 0	0- 0	0- 0		NEUTRAL	0- 0		0- 0		0- 0		
<hr/>											
RPI S	Opponent	Score	RPI S	Opponent	Score	RPI S	Opponent	Score	RPI S	Opponent	Score
			31 N	Georgia	0 3	65 H	UTSA	1 3	103 A	Northwestern St.	1 3
			38 A	Tulsa	1 3	70 A	Tulane	1 3	106 A	Ole Miss	0 3
						82 A	Middle Tenn.	1 3	115 A	UAB	2 3
						100 H	North Texas	2 3	130 N	Villanova	3 0
									136 H	UTEP	3 0
									159 H	Rice	3 2
									186 H	Stephen F. Austin	0 3
									214 N	La.-Lafayette	2 3
									221 H	East Carolina	3 0
									235 H	Troy	3 0
									271 H	Southeastern La.	3 0
									274 A	McNeese St.	3 1
									275 N	Tex.-Pan American	3 0
									277 A	Louisiana Tech	3 0
									287 N	Chattanooga	2 3
									290 N	La.-Monroe	3 0
									306 H	New Orleans	3 0
									310 N	Prairie View	3 0
									312 H	Jackson St.	3 0
<hr/>											
			LAST 10 GAMES								
			221 H	East Carolina	3 0	136 H	UTEP	3 0			
			38 A	Tulsa	1 3	65 H	UTSA	1 3			
			82 A	Middle Tenn.	1 3	159 H	Rice	3 2			
			277 A	Louisiana Tech	3 0	100 H	North Texas	2 3			
			70 A	Tulane	1 3	115 A	UAB	2 3			

Non-Div. I Games:

Southern Miss.

Average RPI Win:	242	WON-LOST	WINNING	LAST 10	STRENGTH OF	OPP. STRENGTH	TEAM	ADJ	CONF.	ADJ CONF.	
Average RPI Loss:	118	RECORD	PCT. RANK	GAMES	SCHEDULE	OF SCHEDULE	RPI	RPI	RPI	RPI	
DIV. I ONLY	14- 11	.56	137	6- 4	245	197	187	.47558	188	17	17
DIV. I NON-CONF.	8- 7	.53333	161	1- 0	248	188	197	.46931	196	16	17
<hr/>											
TOTALS	RPI 1-25	RPI 26-50		W-L RECORDS		RPI 51-100		RPI 101-150		RPI 150+	
14- 11	0- 0	0- 0		OVERALL		0- 5		1- 2		13- 4	
5- 4	0- 0	0- 0		HOME		0- 2		0- 1		5- 1	
7- 3	0- 0	0- 0		AWAY		0- 2		1- 0		6- 1	
2- 4	0- 0	0- 0		NEUTRAL		0- 1		0- 1		2- 2	
8- 7	0- 0	0- 0		NON-CONFERENCE		0- 3		0- 2		8- 2	
2- 2	0- 0	0- 0		HOME		0- 1		0- 1		2- 0	
4- 1	0- 0	0- 0		AWAY		0- 1		0- 0		4- 0	
2- 4	0- 0	0- 0		NEUTRAL		0- 1		0- 1		2- 2	
6- 4	0- 0	0- 0		CONFERENCE		0- 2		1- 0		5- 2	
3- 2	0- 0	0- 0		HOME		0- 1		0- 0		3- 1	
3- 2	0- 0	0- 0		AWAY		0- 1		1- 0		2- 1	
0- 0	0- 0	0- 0		NEUTRAL		0- 0		0- 0		0- 0	
RPI S	Opponent	Score	RPI S	Opponent	Score	RPI S	Opponent	Score	RPI S	Opponent	Score
						51 N	Arizona St.	0 3	102 H	Toledo	2 3
						70 H	Tulane	1 3	107 N	Iowa	2 3
						71 A	Bowling Green	0 3	148 A	Green Bay	3 1
						86 H	Valparaiso	0 3	166 N	Miami (OH)	2 3
						91 A	Milwaukee	0 3	173 A	Oakland	1 3
									173 H	Oakland	1 3
									181 A	Cleveland St.	3 2
									181 H	Cleveland St.	3 0
									189 A	Coastal Caro.	3 2
									195 H	Kent St.	3 1
									212 A	Saint Louis	3 1
									213 N	Bradley	0 3
									252 H	Ill.-Chicago	3 0
									262 N	Wofford	3 2
									264 N	Akron	3 1
									297 A	Wright St.	3 0
									297 H	Wright St.	3 0
									304 A	Robert Morris	3 1
									305 A	Saint Francis (PA)	3 0
									305 H	Saint Francis (PA)	3 1
LAST 10 GAMES											
			173 H	Oakland	1 3	252 H	Ill.-Chicago	3 0			
			297 H	Wright St.	3 0	86 H	Valparaiso	0 3			
			181 A	Cleveland St.	3 2	297 A	Wright St.	3 0			
			91 A	Milwaukee	0 3	173 A	Oakland	1 3			
			148 A	Green Bay	3 1	195 H	Kent St.	3 1			

Non-Div. I Games:

Youngstown St.

[illegible]

Non-Div. I Games:

Coastal Caro.

Average RPI Win: 261		WON-LOST	WINNING	LAST 10	STRENGTH OF		OPP. STRENGTH	TEAM	ADJ	CONF.	ADJ CONF.
Average RPI Loss: 114		RECORD	PCT. RANK	GAMES	SCHEDULE		OF SCHEDULE	RPI	RPI	RPI	RPI
DIV. I ONLY		10- 14	.41667	226	2- 8		143	232	205	.47169	190
DIV. I NON-CONF.		8- 6	.57143	140	1- 1		198	288	170	.48893	165
TOTALS		RPI 1-25	RPI 26-50		W-L RECORDS		RPI 51-100		RPI 101-150		RPI 150+
10- 14	0- 0	0- 2		OVERALL		1- 2		0- 7		9- 3	
5- 5	0- 0	0- 1		HOME		1- 0		0- 3		4- 1	
3- 7	0- 0	0- 0		AWAY		0- 2		0- 3		3- 2	
2- 2	0- 0	0- 1		NEUTRAL		0- 0		0- 1		2- 0	
8- 6	0- 0	0- 1		NON-CONFERENCE		1- 0		0- 4		7- 1	
4- 1	0- 0	0- 0		HOME		1- 0		0- 1		3- 0	
2- 3	0- 0	0- 0		AWAY		0- 0		0- 2		2- 1	
2- 2	0- 0	0- 1		NEUTRAL		0- 0		0- 1		2- 0	
2- 8	0- 0	0- 1		CONFERENCE		0- 2		0- 3		2- 2	
1- 4	0- 0	0- 1		HOME		0- 0		0- 2		1- 1	
1- 4	0- 0	0- 0		AWAY		0- 2		0- 1		1- 1	
0- 0	0- 0	0- 0		NEUTRAL		0- 0		0- 0		0- 0	
RPI S	Opponent	Score	RPI S	Opponent	Score	RPI S	Opponent	Score	RPI S	Opponent	Score
			30 N	Purdue	0 3	65 A	UTSA	0 3	114 A	South Fla.	0 3
			38 H	Tulsa	0 3	70 A	Tulane	0 3	115 H	UAB	0 3
						92 H	UCF	3 2	116 N	Pittsburgh	0 3
									128 A	Jacksonville	1 3
									128 H	Jacksonville	1 3
									136 A	UTEP	1 3
									144 H	Marshall	2 3
									159 H	Rice	1 3
									165 A	FGCU	2 3
									193 A	FIU	0 3
									221 A	East Carolina	3 2
									246 H	Charlotte	3 1
									248 A	North Florida	3 2
									255 H	Stetson	3 0
									271 H	Southeastern La.	3 0
									307 N	Charleston So.	3 0
									318 N	Mississippi Val.	3 0
									328 A	Bethune-Cookman	3 0
									328 H	Bethune-Cookman	3 0
LAST 10 GAMES			159 H	Rice	1 3	38 H	Tulsa	0 3			
			221 A	East Carolina	3 2	165 A	FGCU	2 3			
			70 A	Tulane	0 3	65 A	UTSA	0 3			
			193 A	FIU	0 3	136 A	UTEP	1 3			
			115 H	UAB	0 3	255 H	Stetson	3 0			

Non-Div. I Games:

Fla. Atlantic

Average RPI Win:	255	WON-LOST RECORD	WINNING PCT. RANK	LAST 10 GAMES	STRENGTH OF SCHEDULE	OPP. STRENGTH OF SCHEDULE	TEAM RPI	ADJ RPI	CONF. RPI	ADJ CONF. RPI	
Average RPI Loss:	104										
DIV. I ONLY	15- 11	.57692	126	6- 4	285	189	206	.47055	191	14	14
DIV. I NON-CONF.	8- 7	.53333	161	1- 0	300	213	235	.44639	224	14	14
<hr/>											
TOTALS	RPI 1-25	RPI 26-50		W-L RECORDS	RPI 51-100		RPI 101-150		RPI 150+		
15- 11	0- 0	0- 2		OVERALL	1- 3		0- 4		14- 2		
4- 5	0- 0	0- 2		HOME	1- 2		0- 1		3- 0		
6- 4	0- 0	0- 0		AWAY	0- 1		0- 2		6- 1		
5- 2	0- 0	0- 0		NEUTRAL	0- 0		0- 1		5- 1		
<hr/>											
8- 7	0- 0	0- 1		NON-CONFERENCE	0- 3		0- 2		8- 1		
0- 3	0- 0	0- 1		HOME	0- 2		0- 0		0- 0		
3- 2	0- 0	0- 0		AWAY	0- 1		0- 1		3- 0		
5- 2	0- 0	0- 0		NEUTRAL	0- 0		0- 1		5- 1		
<hr/>											
7- 4	0- 0	0- 1		CONFERENCE	1- 0		0- 2		6- 1		
4- 2	0- 0	0- 1		HOME	1- 0		0- 1		3- 0		
3- 2	0- 0	0- 0		AWAY	0- 0		0- 1		3- 1		
0- 0	0- 0	0- 0		NEUTRAL	0- 0		0- 0		0- 0		
<hr/>											
RPI S	Opponent	Score	RPI S	Opponent	Score	RPI S	Opponent	Score	RPI S	Opponent	Score
			26 H	LSU	1 3	75 A	TCU	1 3	106 N	Ole Miss	0 3
			50 H	Louisville	0 3	79 H	Baylor	2 3	114 H	South Fla.	1 3
						92 H	UCF	3 0	121 A	Texas St.	0 3
						100 H	North Texas	0 3	124 A	SMU	1 3
									163 A	Temple	1 3
									186 N	Stephen F. Austin	2 3
									198 A	Connecticut	3 2
									198 H	Connecticut	3 0
									214 A	La.-Lafayette	3 1
									228 A	Memphis	3 2
									240 A	Texas Southern	3 2
									243 N	Lamar	3 1
									266 H	Cincinnati	3 0
									280 A	Rutgers	3 0
									280 H	Rutgers	3 1
									291 N	Nicholls St.	3 0
									310 A	Prairie View	3 1
									316 N	Quinnipiac	3 0
									330 N	Grambling	3 0
									332 N	Alcorn	3 0
<hr/>											
			LAST 10 GAMES								
			280 H	Rutgers	3 1	310 A	Prairie View	3 1			
			198 H	Connecticut	3 0	228 A	Memphis	3 2			
			124 A	SMU	1 3	163 A	Temple	1 3			
			114 H	South Fla.	1 3	50 H	Louisville	0 3			
			92 H	UCF	3 0	266 H	Cincinnati	3 0			

Non-Div. I Games:

Houston

Average RPI Win:	263	WON-LOST RECORD	WINNING PCT. RANK	LAST 10 GAMES	STRENGTH OF SCHEDULE	OPP. STRENGTH OF SCHEDULE	TEAM RPI	ADJ RPI	CONF. RPI	ADJ CONF. RPI		
Average RPI Loss:	161											
DIV. I ONLY		18- 9	.66667	71	7- 3	287	289	185	.46925	192	27	27
DIV. I NON-CONF.		11- 6	.64706	97	1- 0	286	297	194	.46756	198	27	27
<hr/>												
TOTALS	RPI 1-25	RPI 26-50		W-L RECORDS		RPI 51-100		RPI 101-150		RPI 150+		
18- 9	0- 0	0- 0		OVERALL		0- 2		0- 1		18- 6		
9- 5	0- 0	0- 0		HOME		0- 2		0- 0		9- 3		
7- 2	0- 0	0- 0		AWAY		0- 0		0- 0		7- 2		
2- 2	0- 0	0- 0		NEUTRAL		0- 0		0- 1		2- 1		
<hr/>												
11- 6	0- 0	0- 0		NON-CONFERENCE		0- 2		0- 1		11- 3		
6- 3	0- 0	0- 0		HOME		0- 2		0- 0		6- 1		
3- 1	0- 0	0- 0		AWAY		0- 0		0- 0		3- 1		
2- 2	0- 0	0- 0		NEUTRAL		0- 0		0- 1		2- 1		
<hr/>												
7- 3	0- 0	0- 0		CONFERENCE		0- 0		0- 0		7- 3		
3- 2	0- 0	0- 0		HOME		0- 0		0- 0		3- 2		
4- 1	0- 0	0- 0		AWAY		0- 0		0- 0		4- 1		
0- 0	0- 0	0- 0		NEUTRAL		0- 0		0- 0		0- 0		
<hr/>												
RPI	S	Opponent	Score	RPI	S	Opponent	Score	RPI	S	Opponent	Score	
						70 H Tulane	1 3			140 N DePaul	2 3	
						70 H Tulane	1 3			161 H Bakersfield	3 2	
										163 N Temple	1 3	
										179 H Eastern Ky.	2 3	
										183 H James Madison	3 1	
										185 A Elon	2 3	
										189 H Coastal Caro.	2 3	
										200 A Liberty	2 3	
										200 H Liberty	3 0	
										209 A High Point	3 2	
										224 H Kennesaw St.	3 1	
										225 H UNC Asheville	3 0	
										232 A Campbell	3 2	
										253 H Gardner-Webb	2 3	
										259 A Winthrop	3 0	
										265 A George Mason	3 2	
										267 A Presbyterian	3 2	
										270 N Princeton	3 0	
										301 A Citadel	3 0	
										307 H Charleston So.	3 0	
										314 H N.C. A&T	3 0	
										323 A N.C. Central	3 2	
										324 N South Carolina St.	3 0	
										331 H Savannah St.	3 0	
										331 H Savannah St.	3 0	
<hr/>												
LAST 10 GAMES												
						200 A Liberty	2 3			232 A Campbell	3 2	
						267 A Presbyterian	3 2			209 A High Point	3 2	
						259 A Winthrop	3 0			253 H Gardner-Webb	2 3	
						307 H Charleston So.	3 0			225 H UNC Asheville	3 0	
						189 H Coastal Caro.	2 3			323 A N.C. Central	3 2	

Non-Div. I Games:

Radford

F
I
U

FIU					Through Games Of Through Matches of Nov. 3, 2013									
Average RPI Win:		231	WON-LOST RECORD		WINNING PCT. RANK	LAST 10 GAMES		STRENGTH OF SCHEDULE	OPP. STRENGTH OF SCHEDULE	TEAM RPI	ADJ RPI	CONF. RPI	ADJ CONF. RPI	
Average RPI Loss:		120												
DIV. I ONLY			10- 14		.41667 226	3- 7		156	165	202	.46905 193	11	11	
DIV. I NON-CONF.			6- 7		.46154 190	0- 1		210	180	202	.46624 202	11	11	
TOTALS		RPI 1-25		RPI 26-50		W-L RECORDS		RPI 51-100		RPI 101-150		RPI 150+		
10- 14		0- 0		0- 3		OVERALL		0- 2		2- 4		8- 5		
7- 6		0- 0		0- 2		HOME		0- 0		2- 2		5- 2		
1- 6		0- 0		0- 1		AWAY		0- 2		0- 2		1- 1		
2- 2		0- 0		0- 0		NEUTRAL		0- 0		0- 0		2- 2		
6- 7		0- 0		0- 2		NON-CONFERENCE		0- 0		1- 2		5- 3		
4- 3		0- 0		0- 1		HOME		0- 0		1- 1		3- 1		
0- 2		0- 0		0- 1		AWAY		0- 0		0- 1		0- 0		
2- 2		0- 0		0- 0		NEUTRAL		0- 0		0- 0		2- 2		
4- 7		0- 0		0- 1		CONFERENCE		0- 2		1- 2		3- 2		
3- 3		0- 0		0- 1		HOME		0- 0		1- 1		2- 1		
1- 4		0- 0		0- 0		AWAY		0- 2		0- 1		1- 1		
0- 0		0- 0		0- 0		NEUTRAL		0- 0		0- 0		0- 0		
RPI S	Opponent		Score		RPI S	Opponent		Score		RPI S	Opponent		Score	
					30 A	Purdue	0	3		65 A	UTSA	0	3	
					38 H	Tulsa	0	3		70 A	Tulane	0	3	
					41 H	Alabama	0	3						

F
I
U

Non-Div. I Games:

FIU

Average RPI Win:	273	WON-LOST RECORD	WINNING PCT. RANK	LAST 10 GAMES	STRENGTH OF SCHEDULE	OPP. STRENGTH OF SCHEDULE	TEAM RPI	ADJ RPI	CONF. RPI	ADJ CONF. RPI	
DIV. I ONLY	14- 10	.58333	116	7- 3	251	288	194	.46796	194	31	32
DIV. I NON-CONF.	5- 8	.38462	231	0- 1	180	197	218	.45572	215	31	31
<hr/>											
TOTALS	RPI 1-25	RPI 26-50		W-L RECORDS	RPI 51-100		RPI 101-150		RPI 150+		
14- 10	0- 0	0- 0		OVERALL	0- 3		0- 2		14- 5		
7- 0	0- 0	0- 0		HOME	0- 0		0- 0		7- 0		
3- 7	0- 0	0- 0		AWAY	0- 2		0- 2		3- 3		
4- 3	0- 0	0- 0		NEUTRAL	0- 1		0- 0		4- 2		
<hr/>											
5- 8	0- 0	0- 0		NON-CONFERENCE	0- 3		0- 2		5- 3		
1- 0	0- 0	0- 0		HOME	0- 0		0- 0		1- 0		
0- 5	0- 0	0- 0		AWAY	0- 2		0- 2		0- 1		
4- 3	0- 0	0- 0		NEUTRAL	0- 1		0- 0		4- 2		
<hr/>											
9- 2	0- 0	0- 0		CONFERENCE	0- 0		0- 0		9- 2		
6- 0	0- 0	0- 0		HOME	0- 0		0- 0		6- 0		
3- 2	0- 0	0- 0		AWAY	0- 0		0- 0		3- 2		
0- 0	0- 0	0- 0		NEUTRAL	0- 0		0- 0		0- 0		
<hr/>											
RPI S	Opponent	Score	RPI S	Opponent	Score	RPI S	Opponent	Score	RPI S	Opponent	Score
						52 A	VCU	0 3	131 A	New Mexico St.	1 3
						73 N	West Virginia	2 3	136 A	UTEP	1 3
						94 A	Morehead St.	1 3	177 N	Fairfield	0 3
									199 H	William & Mary	3 2
									204 A	Boston College	1 3
									232 N	Campbell	1 3
									233 N	Evansville	3 2
									244 A	Howard	3 0
									244 H	Howard	3 0
									257 N	Murray St.	3 1
									260 A	Morgan St.	0 3
									260 H	Morgan St.	3 0
									272 A	Coppin St.	2 3
									272 H	Coppin St.	3 0
									279 A	Norfolk St.	3 1
									279 H	Norfolk St.	3 0
									285 N	South Dakota St.	3 0
									308 N	Bryant	3 1
									313 H	UMES	3 0
									323 A	N.C. Central	3 0
									329 H	Delaware St.	3 2
			LAST 10 GAMES								
			244 H	Howard	3 0	313 H	UMES	3 0			
			260 A	Morgan St.	0 3	244 A	Howard	3 0			
			272 A	Coppin St.	2 3	272 H	Coppin St.	3 0			
			279 H	Norfolk St.	3 0	52 A	VCU	0 3			
			329 H	Delaware St.	3 2	260 H	Morgan St.	3 0			

Non-Div. I Games:

Hampton

Average RPI Win: 198		WON-LOST	WINNING	LAST 10	STRENGTH OF		OPP. STRENGTH	TEAM	ADJ	CONF.	ADJ CONF.
Average RPI Loss: 142		RECORD	PCT. RANK	GAMES	SCHEDULE		OF SCHEDULE	RPI	RPI	RPI	RPI
DIV. I ONLY		12- 13	.48 188	5- 5	205		141	192	.46758 195	9	9
DIV. I NON-CONF.		6- 7	.46154 190	0- 0	288		186	243	.42313 251	10	10
TOTALS		RPI 1-25	RPI 26-50	W-L RECORDS	RPI 51-100		RPI 101-150	RPI 150+			
12- 13	0- 0		1- 1	OVERALL	0- 4		2- 3	9- 5			
7- 3	0- 0		1- 1	HOME	0- 1		1- 1	5- 0			
2- 7	0- 0		0- 0	AWAY	0- 3		0- 2	2- 2			
3- 3	0- 0		0- 0	NEUTRAL	0- 0		1- 0	2- 3			
6- 7	0- 0		0- 0	NON-CONFERENCE	0- 1		1- 1	5- 5			
3- 0	0- 0		0- 0	HOME	0- 0		0- 0	3- 0			
0- 4	0- 0		0- 0	AWAY	0- 1		0- 1	0- 2			
3- 3	0- 0		0- 0	NEUTRAL	0- 0		1- 0	2- 3			
6- 6	0- 0		1- 1	CONFERENCE	0- 3		1- 2	4- 0			
4- 3	0- 0		1- 1	HOME	0- 1		1- 1	2- 0			
2- 3	0- 0		0- 0	AWAY	0- 2		0- 1	2- 0			
0- 0	0- 0		0- 0	NEUTRAL	0- 0		0- 0	0- 0			
RPI S	Opponent	Score	RPI S	Opponent	Score	RPI S	Opponent	Score	RPI S	Opponent	Score
			42 H Ohio	3 1		71 H Bowling Green	1 3		102 H Toledo	1 3	
			45 H Ball St.	1 3		85 A Northern Ill.	0 3		120 A Buffalo	1 3	
						95 A Indiana	1 3		120 H Buffalo	3 2	
						97 A Western Mich.	0 3		137 N Southern Ill.	3 0	
									144 A Marshall	2 3	
									162 A Cal St. Fullerton	0 3	
									166 H Miami (OH)	3 0	
									168 H Eastern Ill.	3 1	
									178 A Central Mich.	3 0	
									179 N Eastern Ky.	3 2	
									188 A Youngstown St.	1 3	
									199 N William & Mary	2 3	
									252 H Ill.-Chicago	3 1	
									253 N Gardner-Webb	1 3	
									264 A Akron	3 2	
									264 H Akron	3 2	
									280 N Rutgers	0 3	
									299 H Binghamton	3 0	
									304 N Robert Morris	3 0	
			LAST 10 GAMES								
			264 H Akron	3 2		45 H Ball St.	1 3				
			120 H Buffalo	3 2		178 A Central Mich.	3 0				
			85 A Northern Ill.	0 3		42 H Ohio	3 1				
			97 A Western Mich.	0 3		166 H Miami (OH)	3 0				
			102 H Toledo	1 3		71 H Bowling Green	1 3				

Non-Div. I Games:

Kent St.

Average RPI Win:		252	WON-LOST RECORD		WINNING PCT. RANK	LAST 10 GAMES		STRENGTH OF SCHEDULE		OPP. STRENGTH OF SCHEDULE	TEAM RPI	ADJ RPI	CONF. RPI	ADJ CONF. RPI					
Average RPI Loss:		133	11- 13		.45833	202	5- 3	176		210	198	.46556	196	21	21				
DIV. I ONLY			5- 7		.41667	209	0- 0	123		183	176	.47709	187	24	23				
DIV. I NON-CONF.																			
TOTALS		RPI 1-25		RPI 26-50		W-L RECORDS		RPI 51-100		RPI 101-150		RPI 150+							
11- 13		0- 1		1- 1		OVERALL		0- 3		0- 2		10- 6							
6- 3		0- 0		0- 0		HOME		0- 0		0- 1		6- 2							
4- 7		0- 0		0- 0		AWAY		0- 3		0- 0		4- 4							
1- 3		0- 1		1- 1		NEUTRAL		0- 0		0- 1		0- 0							
5- 7		0- 1		1- 1		NON-CONFERENCE		0- 1		0- 1		4- 3							
3- 1		0- 0		0- 0		HOME		0- 0		0- 0		3- 1							
1- 3		0- 0		0- 0		AWAY		0- 1		0- 0		1- 2							
1- 3		0- 1		1- 1		NEUTRAL		0- 0		0- 1		0- 0							
6- 6		0- 0		0- 0		CONFERENCE		0- 2		0- 1		6- 3							
3- 2		0- 0		0- 0		HOME		0- 0		0- 1		3- 1							
3- 4		0- 0		0- 0		AWAY		0- 2		0- 0		3- 2							
0- 0		0- 0		0- 0		NEUTRAL		0- 0		0- 0		0- 0							
RPI	S	Opponent		Score		RPI	S	Opponent		Score		RPI	S	Opponent		Score			
6	N	Missouri		0	3	41	N	Alabama		3	0	58	A	Central Ark.		1	3		
						44	N	North Carolina St.		1	3	65	A	UTSA		0	3		
												90	A	Oral Roberts		0	3		
														103	H	Northwestern St.		1	3
														147	N	UNC Wilmington		1	3
														152	H	A&M-Corpus Christi		0	3
														159	A	Rice		1	3
														172	A	Sam Houston St.		0	3
														186	H	Stephen F. Austin		3	2
														193	A	FIU		1	3
														214	H	La.-Lafayette		3	0
														243	A	Lamar		2	3
														271	A	Southeastern La.		3	2
														274	H	McNeese St.		3	1
														275	H	Tex.-Pan American		3	2
														291	A	Nicholls St.		3	0
														291	H	Nicholls St.		3	2
														293	H	Neb. Omaha		1	3
														306	A	New Orleans		3	0
														310	A	Prairie View		3	0
														310	H	Prairie View		3	0
				LAST 10 GAMES															
				291	H	Nicholls St.		3	2	103	H	Northwestern St.		1	3				
				274	H	McNeese St.		3	1	306	A	New Orleans		3	0				
				90	A	Oral Roberts		0	3	271	A	Southeastern La.		3	2				
				58	A	Central Ark.		1	3	291	A	Nicholls St.		3	0				
				186	H	Stephen F. Austin		3	2	172	A	Sam Houston St.		0	3				

Non-Div. I Games: Incarnate Word 1 3 Abilene Christian 3 2

Houston Baptist

Average RPI Win:	256	WON-LOST RECORD	WINNING PCT. RANK	LAST 10 GAMES	STRENGTH OF SCHEDULE	OPP. STRENGTH OF SCHEDULE	TEAM RPI	ADJ RPI	CONF. RPI	ADJ CONF. RPI				
DIV. I ONLY		16- 10	.61538	102	4- 6	284	246	196	.46535	197	19	19		
DIV. I NON-CONF.		10- 4	.71429	71	0- 0	321	265	210	.45691	213	22	25		
<hr/>														
TOTALS	RPI 1-25	RPI 26-50		W-L RECORDS		RPI 51-100		RPI 101-150		RPI 150+				
16- 10	0- 0	0- 0		OVERALL		0- 1		1- 3		15- 6				
6- 4	0- 0	0- 0		HOME		0- 1		0- 1		6- 2				
4- 6	0- 0	0- 0		AWAY		0- 0		1- 2		3- 4				
6- 0	0- 0	0- 0		NEUTRAL		0- 0		0- 0		6- 0				
10- 4	0- 0	0- 0		NON-CONFERENCE		0- 0		0- 2		10- 2				
3- 1	0- 0	0- 0		HOME		0- 0		0- 0		3- 1				
1- 3	0- 0	0- 0		AWAY		0- 0		0- 2		1- 1				
6- 0	0- 0	0- 0		NEUTRAL		0- 0		0- 0		6- 0				
6- 6	0- 0	0- 0		CONFERENCE		0- 1		1- 1		5- 4				
3- 3	0- 0	0- 0		HOME		0- 1		0- 1		3- 1				
3- 3	0- 0	0- 0		AWAY		0- 0		1- 0		2- 3				
0- 0	0- 0	0- 0		NEUTRAL		0- 0		0- 0		0- 0				
<hr/>														
RPI S	Opponent	Score	RPI S	Opponent	Score	RPI S	Opponent	Score	RPI S	Opponent	Score			
						80 H Ga. Southern	0	3	127 A South Carolina	0	3			
						132 H Furman	1	3						
						145 A Samford	3	2						
						147 A UNC Wilmington	1	3						
						158 A Appalachian St.	0	3						
						158 H Appalachian St.	3	1						
						171 A UNC Greensboro	0	3						
						185 A Elon	1	3						
						204 H Boston College	3	1						
						207 A Davidson	3	1						
						207 H Davidson	3	2						
						225 H UNC Asheville	0	3						
						228 A Memphis	3	2						
						253 A Gardner-Webb	1	3						
						262 H Wofford	2	3						
						267 N Presbyterian	3	0						
						271 N Southeastern La.	3	0						
						284 N Alabama A&M	3	0						
						287 A Chattanooga	3	0						
						297 H Wright St.	3	0						
						301 H Citadel	3	0						
						LAST 10 GAMES						304 N Robert Morris	3	0
						185 A Elon	1	3	301 H Citadel	3	0	309 N Mercer	3	0
						171 A UNC Greensboro	0	3	132 H Furman	1	3	311 H USC Upstate	3	1
						158 A Appalachian St.	0	3	262 H Wofford	2	3	314 N N.C. A&T	3	0
						207 A Davidson	3	1	287 A Chattanooga	3	0			
						80 H Ga. Southern	0	3	145 A Samford	3	2			

Non-Div. I Games:

Western Caro.

Average RPI Win: 223		WON-LOST RECORD		WINNING PCT. RANK		LAST 10 GAMES		STRENGTH OF SCHEDULE		OPP. STRENGTH OF SCHEDULE		TEAM RPI		ADJ RPI		CONF. RPI		ADJ CONF. RPI	
DIV. I ONLY		11- 15		.42308 222		3- 7		151		175		197		.46494 198		14		14	
DIV. I NON-CONF.		9- 6		.6 117		1- 0		161		163		123		.52287 126		14		14	
TOTALS		RPI 1-25		RPI 26-50		W-L RECORDS		RPI 51-100		RPI 101-150		RPI 150+							
11- 15		0- 1		0- 1		OVERALL		0- 1		2- 7		9- 5							
5- 5		0- 0		0- 1		HOME		0- 0		0- 3		5- 1							
1- 8		0- 0		0- 0		AWAY		0- 1		0- 3		1- 4							
5- 2		0- 1		0- 0		NEUTRAL		0- 0		2- 1		3- 0							
9- 6		0- 1		0- 0		NON-CONFERENCE		0- 0		2- 4		7- 1							
3- 2		0- 0		0- 0		HOME		0- 0		0- 2		3- 0							
1- 2		0- 0		0- 0		AWAY		0- 0		0- 1		1- 1							
5- 2		0- 1		0- 0		NEUTRAL		0- 0		2- 1		3- 0							
2- 9		0- 0		0- 1		CONFERENCE		0- 1		0- 3		2- 4							
2- 3		0- 0		0- 1		HOME		0- 0		0- 1		2- 1							
0- 6		0- 0		0- 0		AWAY		0- 1		0- 2		0- 3							
0- 0		0- 0		0- 0		NEUTRAL		0- 0		0- 0		0- 0							
RPI S	Opponent	Score		RPI S	Opponent	Score		RPI S	Opponent	Score		RPI S	Opponent	Score					
10 N	Minnesota	1	3	50 H	Louisville	0	3	92 A	UCF	2	3	101 H	Northeastern	2	3				
												114 A	South Fla.	0	3				
												116 H	Pittsburgh	2	3				
												117 N	Duquesne	3	0				
												124 A	SMU	0	3				
												124 H	SMU	0	3				
												133 N	St. John's (NY)	3	0				
												137 N	Southern Ill.	2	3				
												150 A	IPFW	1	3				
												163 A	Temple	0	3				
												180 A	Georgia Tech	0	3				
												182 N	Rhode Island	3	2				
												191 A	Houston	0	3				
												191 H	Houston	2	3				
												217 A	Dartmouth	3	0				
												228 A	Memphis	2	3				
												230 N	New Hampshire	3	1				
												235 N	Troy	3	2				
												242 H	Sacred Heart	3	2				
												250 H	Albany (NY)	3	0				
												266 H	Cincinnati	3	2				
												280 H	Rutgers	3	1				
												296 H	Hartford	3	0				
				LAST 10 GAMES															
				124 A	SMU	0	3	163 A	Temple	0	3								
				191 A	Houston	0	3	280 H	Rutgers	3	1								
				50 H	Louisville	0	3	242 H	Sacred Heart	3	2								
				266 H	Cincinnati	3	2	114 A	South Fla.	0	3								
				228 A	Memphis	2	3	92 A	UCF	2	3								

Non-Div. I Games:

Connecticut

Average RPI Win: 197		WON-LOST	WINNING	LAST 10	STRENGTH OF		OPP. STRENGTH	TEAM	ADJ	CONF.	ADJ CONF.				
Average RPI Loss: 138		RECORD	PCT. RANK	GAMES	SCHEDULE		OF SCHEDULE	RPI	RPI	RPI	RPI				
DIV. I ONLY		11- 17	.39286	239	5- 5		104	155	186	.46457	199	13	13		
DIV. I NON-CONF.		5- 12	.29412	267	0- 1		134	152	225	.43901	233	13	13		
<hr/>															
TOTALS		RPI 1-25		RPI 26-50		W-L RECORDS		RPI 51-100		RPI 101-150		RPI 150+			
11- 17		0- 0		0- 0		OVERALL		0- 8		3- 2		8- 7			
7- 4		0- 0		0- 0		HOME		0- 1		2- 1		5- 2			
2- 8		0- 0		0- 0		AWAY		0- 4		0- 1		2- 3			
2- 5		0- 0		0- 0		NEUTRAL		0- 3		1- 0		1- 2			
5- 12		0- 0		0- 0		NON-CONFERENCE		0- 6		1- 1		4- 5			
3- 2		0- 0		0- 0		HOME		0- 0		0- 1		3- 1			
0- 5		0- 0		0- 0		AWAY		0- 3		0- 0		0- 2			
2- 5		0- 0		0- 0		NEUTRAL		0- 3		1- 0		1- 2			
6- 5		0- 0		0- 0		CONFERENCE		0- 2		2- 1		4- 2			
4- 2		0- 0		0- 0		HOME		0- 1		2- 0		2- 1			
2- 3		0- 0		0- 0		AWAY		0- 1		0- 1		2- 1			
0- 0		0- 0		0- 0		NEUTRAL		0- 0		0- 0		0- 0			
RPI	S	Opponent	Score	RPI	S	Opponent	Score	RPI	S	Opponent	Score	RPI	S	Opponent	Score
								52	A	VCU	1 3	101	H	Northeastern	3 2
								61	A	Virginia Tech	1 3	117	N	Duquesne	3 2
								68	A	Virginia	1 3	134	H	Northern Ariz.	0 3
								69	A	Col. of Charleston	0 3	147	A	UNC Wilmington	0 3
								69	H	Col. of Charleston	0 3	147	H	UNC Wilmington	3 2
								74	N	Lipscomb	0 3	162	A	Cal St. Fullerton	0 3
								77	N	Wake Forest	1 3	183	A	James Madison	2 3
								96	N	Seton Hall	0 3	194	A	Hampton	2 3
												195	N	Kent St.	3 2
												200	H	Liberty	3 1
												205	H	Hofstra	3 1
												206	A	Delaware	3 2
												206	H	Delaware	2 3
												231	A	Towson	3 1
												231	H	Towson	3 2
												232	H	Campbell	2 3
												253	N	Gardner-Webb	1 3
												254	H	San Jose St.	3 1
												276	N	Columbia	0 3
												279	H	Norfolk St.	3 0
LAST 10 GAMES															
								205	H	Hofstra	3 1	147	A	UNC Wilmington	0 3
								101	H	Northeastern	3 2	69	A	Col. of Charleston	0 3
								206	A	Delaware	3 2	231	H	Towson	3 2
								231	A	Towson	3 1	206	H	Delaware	2 3
								52	A	VCU	1 3	69	H	Col. of Charleston	0 3

Non-Div. I Games:

William & Mary

Average RPI Win:		224	WON-LOST RECORD		WINNING PCT. RANK		LAST 10 GAMES		STRENGTH OF SCHEDULE		OPP. STRENGTH OF SCHEDULE		TEAM RPI		ADJ RPI		CONF. RPI		ADJ CONF. RPI																						
Average RPI Loss:		127																																							
DIV. I ONLY			7- 16		.30435 269		6- 4		64		165		193		.46406 200		27		27																						
DIV. I NON-CONF.			1- 12		.07692 309		0- 1		32		48		222		.45523 216		27		27																						
TOTALS		RPI 1-25		RPI 26-50		W-L RECORDS		RPI 51-100		RPI 101-150		RPI 150+																													
7- 16		0- 2		0- 1		OVERALL		0- 5		0- 2		7- 6																													
5- 1		0- 0		0- 0		HOME		0- 0		0- 0		5- 1																													
2- 8		0- 2		0- 0		AWAY		0- 2		0- 0		2- 4																													
0- 7		0- 0		0- 1		NEUTRAL		0- 3		0- 2		0- 1																													
1- 12		0- 2		0- 1		NON-CONFERENCE		0- 5		0- 2		1- 2																													
1- 0		0- 0		0- 0		HOME		0- 0		0- 0		1- 0																													
0- 5		0- 2		0- 0		AWAY		0- 2		0- 0		0- 1																													
0- 7		0- 0		0- 1		NEUTRAL		0- 3		0- 2		0- 1																													
6- 4		0- 0		0- 0		CONFERENCE		0- 0		0- 0		6- 4																													
4- 1		0- 0		0- 0		HOME		0- 0		0- 0		4- 1																													
2- 3		0- 0		0- 0		AWAY		0- 0		0- 0		2- 3																													
0- 0		0- 0		0- 0		NEUTRAL		0- 0		0- 0		0- 0																													
RPI	S	Opponent		Score		RPI	S	Opponent		Score		RPI	S	Opponent		Score																									
12	A	Kentucky		0	3	40	N	Ohio St.		0	3	52	N	VCU		0	3	127	N	South Carolina	0	3																			
14	A	Duke		0	3							64	N	Utah St.		0	3	148	N	Green Bay	0	3																			
												73	A	West Virginia		0	3	155	H	Georgetown	3	1																			
												83	N	East Tenn. St.		0	3	189	H	Coastal Caro.	3	0																			
												85	A	Northern Ill.		0	3	192	A	Radford	0	3																			
																		192	H	Radford	3	2																			
																		199	A	William & Mary	1	3																			
																		209	A	High Point	0	3																			
																		225	H	UNC Asheville	3	0																			
																		226	N	UMBC	1	3																			
																		232	A	Campbell	3	1																			
																		253	H	Gardner-Webb	2	3																			
																		259	A	Winthrop	2	3																			
																		267	A	Presbyterian	3	1																			
																		307	H	Charleston So.	3	0																			
						LAST 10 GAMES																																			
						192 H Radford						3						2						209 A High Point						0						3					
						259 A Winthrop						2						3						232 A Campbell						3						1					
						267 A Presbyterian						3						1						225 H UNC Asheville						3						0					
						189 H Coastal Caro.						3						0						253 H Gardner-Webb						2						3					
						307 H Charleston So.						3						0						199 A William & Mary						1						3					

Non-Div. I Games:

Liberty

Average RPI Win: 241		WON-LOST	WINNING	LAST 10	STRENGTH OF		OPP. STRENGTH	TEAM	ADJ	CONF.	ADJ CONF.
Average RPI Loss: 141		RECORD	PCT. RANK	GAMES	SCHEDULE		OF SCHEDULE	RPI	RPI	RPI	RPI
DIV. I ONLY		10- 13	.43478	215	5- 5		152	227	201	.46356	201
DIV. I NON-CONF.		5- 5	.5	164	0- 0		208	253	195	.47155	194
TOTALS		RPI 1-25	RPI 26-50		W-L RECORDS		RPI 51-100		RPI 101-150		RPI 150+
10- 13	0- 0	0- 1		OVERALL		0- 3		1- 4		9- 5	
6- 4	0- 0	0- 0		HOME		0- 2		1- 1		5- 1	
2- 7	0- 0	0- 1		AWAY		0- 1		0- 2		2- 3	
2- 2	0- 0	0- 0		NEUTRAL		0- 0		0- 1		2- 1	
5- 5	0- 0	0- 1		NON-CONFERENCE		0- 2		0- 1		5- 1	
2- 1	0- 0	0- 0		HOME		0- 1		0- 0		2- 0	
1- 2	0- 0	0- 1		AWAY		0- 1		0- 0		1- 0	
2- 2	0- 0	0- 0		NEUTRAL		0- 0		0- 1		2- 1	
5- 8	0- 0	0- 0		CONFERENCE		0- 1		1- 3		4- 4	
4- 3	0- 0	0- 0		HOME		0- 1		1- 1		3- 1	
1- 5	0- 0	0- 0		AWAY		0- 0		0- 2		1- 3	
0- 0	0- 0	0- 0		NEUTRAL		0- 0		0- 0		0- 0	
RPI S	Opponent	Score	RPI S	Opponent	Score	RPI S	Opponent	Score	RPI S	Opponent	Score
			41 A	Alabama	1 3	56 H	Western Ky.	0 3	112 A	UALR	1 3
						74 A	Lipscomb	0 3	112 H	UALR	1 3
						80 H	Ga. Southern	1 3	121 A	Texas St.	2 3
									121 H	Texas St.	3 2
									145 N	Samford	0 3
									151 A	Texas-Arlington	0 3
									176 A	Arkansas St.	2 3
									176 H	Arkansas St.	3 0
									214 A	La.-Lafayette	3 1
									214 H	La.-Lafayette	3 1
									235 H	Troy	0 3
									237 N	Jacksonville St.	1 3
									247 H	Georgia St.	3 1
									251 H	Tennessee St.	3 1
									283 N	UT Martin	3 1
									290 A	La.-Monroe	2 3
									291 N	Nicholls St.	3 1
									302 H	Southern Utah	3 0
									312 A	Jackson St.	3 0
LAST 10 GAMES											
			112 A	UALR	1 3		151 A	Texas-Arlington	0 3		
			176 H	Arkansas St.	3 0		247 H	Georgia St.	3 1		
			214 H	La.-Lafayette	3 1		214 A	La.-Lafayette	3 1		
			121 H	Texas St.	3 2		290 A	La.-Monroe	2 3		
			121 A	Texas St.	2 3		176 A	Arkansas St.	2 3		

Non-Div. I Games:

South Ala.

Average RPI Win:	288	WON-LOST	WINNING	LAST 10	STRENGTH OF	OPP. STRENGTH	TEAM	ADJ	CONF.	ADJ CONF.	
Average RPI Loss:	170	RECORD	PCT. RANK	GAMES	SCHEDULE	OF SCHEDULE	RPI	RPI	RPI	RPI	
DIV. I ONLY	17- 7	.70833	52	8- 2	313	304	207	.4634	202	30	30
DIV. I NON-CONF.	9- 5	.64286	98	0- 0	254	283	172	.48307	179	30	30
<hr/>											
TOTALS	RPI 1-25	RPI 26-50		W-L RECORDS	RPI 51-100		RPI 101-150		RPI 150+		
17- 7	0- 0	0- 0		OVERALL	0- 1		0- 3		17- 3		
8- 0	0- 0	0- 0		HOME	0- 0		0- 0		8- 0		
4- 5	0- 0	0- 0		AWAY	0- 1		0- 1		4- 3		
5- 2	0- 0	0- 0		NEUTRAL	0- 0		0- 2		5- 0		
<hr/>											
9- 5	0- 0	0- 0		NON-CONFERENCE	0- 1		0- 2		9- 2		
3- 0	0- 0	0- 0		HOME	0- 0		0- 0		3- 0		
1- 3	0- 0	0- 0		AWAY	0- 1		0- 0		1- 2		
5- 2	0- 0	0- 0		NEUTRAL	0- 0		0- 2		5- 0		
<hr/>											
8- 2	0- 0	0- 0		CONFERENCE	0- 0		0- 1		8- 1		
5- 0	0- 0	0- 0		HOME	0- 0		0- 0		5- 0		
3- 2	0- 0	0- 0		AWAY	0- 0		0- 1		3- 1		
0- 0	0- 0	0- 0		NEUTRAL	0- 0		0- 0		0- 0		
<hr/>											
RPI S	Opponent	Score	RPI S	Opponent	Score	RPI S	Opponent	Score	RPI S	Opponent	Score
						53 A	Colgate	0 3	105 A	LIU Brooklyn	1 3
						133 N	St. John's (NY)	1 3			
						138 N	Cal Poly	0 3			
						217 A	Dartmouth	0 3			
						223 A	Sacramento St.	1 3			
						241 N	Manhattan	3 1			
						242 H	Sacred Heart	3 1			
						254 N	San Jose St.	3 0			
						256 A	Holy Cross	3 1			
						263 N	Grand Canyon	3 2			
						288 H	Fordham	3 2			
						296 H	Hartford	3 0			
						299 N	Binghamton	3 0			
						300 H	NJIT	3 1			
						303 N	Providence	3 1			
						304 A	Robert Morris	3 1			
						304 H	Robert Morris	3 0			
						305 A	Saint Francis (PA)	3 0			
						305 H	Saint Francis (PA)	3 1			
						308 A	Bryant	3 0			
						308 H	Bryant	3 1			
						LAST 10 GAMES			319 A	St. Francis Brooklyn	2 3
									325 H	Fairleigh Dickinson	3 0
									308 H	Bryant	3 1
									304 A	Robert Morris	3 1
305 A	Saint Francis (PA)	3 0									
308 A	Bryant	3 0									
305 H	Saint Francis (PA)	3 1									
304 H	Robert Morris	3 1									
303 N	Providence	3 1									
299 N	Binghamton	3 0									
296 H	Hartford	3 0									
288 H	Fordham	3 2									
263 N	Grand Canyon	3 2									
256 A	Holy Cross	3 1									
254 N	San Jose St.	3 0									
242 H	Sacred Heart	3 1									
241 N	Manhattan	3 1									
223 A	Sacramento St.	1 3									
217 A	Dartmouth	0 3									
138 N	Cal Poly	0 3									
133 N	St. John's (NY)	1 3									
53 A	Colgate	0 3									

Non-Div. I Games:

Central Conn. St.

Average RPI Win:	242	WON-LOST RECORD	WINNING PCT. RANK	LAST 10 GAMES	STRENGTH OF SCHEDULE	OPP. STRENGTH OF SCHEDULE	TEAM RPI	ADJ RPI	CONF. RPI	ADJ CONF. RPI	
DIV. I ONLY	10- 18	.35714	255	5- 5	99	191	204	.46194	203	24	26
DIV. I NON-CONF.	3- 13	.1875	287	0- 1	40	131	199	.47275	192	26	26
<hr/>											
TOTALS	RPI 1-25	RPI 26-50		W-L RECORDS	RPI 51-100		RPI 101-150		RPI 150+		
10- 18	0- 1	0- 2		OVERALL	0- 5		2- 3		8- 7		
5- 3	0- 0	0- 0		HOME	0- 0		1- 0		4- 3		
2- 7	0- 1	0- 0		AWAY	0- 1		0- 1		2- 4		
3- 8	0- 0	0- 2		NEUTRAL	0- 4		1- 2		2- 0		
<hr/>											
3- 13	0- 1	0- 2		NON-CONFERENCE	0- 5		1- 3		2- 2		
0- 0	0- 0	0- 0		HOME	0- 0		0- 0		0- 0		
0- 5	0- 1	0- 0		AWAY	0- 1		0- 1		0- 2		
3- 8	0- 0	0- 2		NEUTRAL	0- 4		1- 2		2- 0		
<hr/>											
7- 5	0- 0	0- 0		CONFERENCE	0- 0		1- 0		6- 5		
5- 3	0- 0	0- 0		HOME	0- 0		1- 0		4- 3		
2- 2	0- 0	0- 0		AWAY	0- 0		0- 0		2- 2		
0- 0	0- 0	0- 0		NEUTRAL	0- 0		0- 0		0- 0		
<hr/>											
RPI S	Opponent	Score		RPI S	Opponent	Score		RPI S	Opponent	Score	
6 A	Missouri	0	3	36 N	Miami (FL)	1	3	52 N	VCU	0	3
				45 N	Ball St.	0	3	55 N	Wichita St.	0	3
								61 N	Virginia Tech	0	3
								82 A	Middle Tenn.	2	3
								83 N	East Tenn. St.	1	3
								110 N	North Dakota	3	2
								112 N	UALR	1	3
								114 A	South Fla.	1	3
								115 N	UAB	0	3
								149 H	Southeast Mo. St.	3	1
								154 A	Tennessee	0	3
								168 A	Eastern Ill.	2	3
								168 H	Eastern Ill.	1	3
								174 H	Belmont	0	3
								179 H	Eastern Ky.	3	0
								228 A	Memphis	1	3
								237 A	Jacksonville St.	2	3
								251 H	Tennessee St.	3	0
								257 H	Murray St.	3	2
								273 A	SIU Edwardsville	3	1
								273 H	SIU Edwardsville	0	3
								283 H	UT Martin	3	0
								298 A	Tennessee Tech	3	1
								301 N	Citadel	3	0
								322 N	La Salle	3	0
<hr/>											
LAST 10 GAMES											
174 H Belmont				0	3	168 A Eastern Ill.				2	3
251 H Tennessee St.				3	0	283 H UT Martin				3	0
168 H Eastern Ill.				1	3	149 H Southeast Mo. St.				3	1
273 H SIU Edwardsville				0	3	6 A Missouri				0	3
273 A SIU Edwardsville				3	1	179 H Eastern Ky.				3	0

















Non-Div. I Games:

Austin Peay

Average RPI Win:		269	WON-LOST RECORD		WINNING PCT. RANK		LAST 10 GAMES		STRENGTH OF SCHEDULE		OPP. STRENGTH OF SCHEDULE		TEAM RPI		ADJ RPI		CONF. RPI		ADJ CONF. RPI	
Average RPI Loss:		95																		
DIV. I ONLY			8- 16		.33333 260		0- 10		120		137		213		.46087 204		6 6			
DIV. I NON-CONF.			8- 4		.66667 85		0- 0		264		293		169		.48476 174		6 6			
TOTALS		RPI 1-25		RPI 26-50		W-L RECORDS		RPI 51-100		RPI 101-150		RPI 150+								
8- 16		0- 2		0- 3		OVERALL		0- 4		0- 4		8- 3								
3- 7		0- 1		0- 3		HOME		0- 0		0- 2		3- 1								
1- 8		0- 1		0- 0		AWAY		0- 4		0- 2		1- 1								
4- 1		0- 0		0- 0		NEUTRAL		0- 0		0- 0		4- 1								
8- 4		0- 0		0- 0		NON-CONFERENCE		0- 0		0- 2		8- 2								
3- 1		0- 0		0- 0		HOME		0- 0		0- 1		3- 0								
1- 2		0- 0		0- 0		AWAY		0- 0		0- 1		1- 1								
4- 1		0- 0		0- 0		NEUTRAL		0- 0		0- 0		4- 1								
0- 12		0- 2		0- 3		CONFERENCE		0- 4		0- 2		0- 1								
0- 6		0- 1		0- 3		HOME		0- 0		0- 1		0- 1								
0- 6		0- 1		0- 0		AWAY		0- 4		0- 1		0- 0								
0- 0		0- 0		0- 0		NEUTRAL		0- 0		0- 0		0- 0								
RPI S	Opponent		Score		RPI S	Opponent		Score		RPI S	Opponent		Score		RPI S	Opponent		Score		
14 A	Duke		1 <div>3</div>		28 H	North Carolina		0 <div>3</div>		61 A	Virginia Tech		0 <div>3</div>		101 A	Northeastern		1 <div>3</div>		
21 H	Florida St.		0 <div>3</div>		36 H	Miami (FL)		2 <div>3</div>		68 A	Virginia		2 <div>3</div>		109 H	Clemson		0 <div>3</div>		
					44 H	North Carolina St.		0 <div>3</div>		77 A	Wake Forest		1 <div>3</div>		116 A	Pittsburgh		0 <div>3</div>		
										98 A	Maryland		0 <div>3</div>		139 H	Harvard		1 <div>3</div>		
															177 H	Fairfield		3 1		
															180 H	Georgia Tech		2 <div>3</div>		
															194 H	Hampton		3 1		
															197 A	Western Caro.		1 <div>3</div>		
															225 N	UNC Asheville		2 <div>3</div>		
															276 A	Columbia		3 2		
															288 N	Fordham		3 0		
															297 N	Wright St.		3 1		
															299 N	Binghamton		3 0		
															308 H	Bryant		3 0		
															311 N	USC Upstate		3 0		
					LAST 10 GAMES															
	14 A	Duke	1	<div>3</div>		116 A	Pittsburgh	0	<div>3</div>		68 A	Virginia	2	<div>3</div>		61 A	Virginia Tech	0	<div>3</div>	
	77 A	Wake Forest	1	<div>3</div>		28 H	North Carolina	0	<div>3</div>		44 H	North Carolina St.	0	<div>3</div>		98 A	Maryland	0	<div>3</div>	
	180 H	Georgia Tech	2	<div>3</div>		77 A	Wake Forest	1	<div>3</div>		109 H	Clemson	0	<div>3</div>		21 H	Florida St.	0	<div>3</div>	
	109 H	Clemson	0	<div>3</div>		36 H	Miami (FL)	2	<div>3</div>		61 A	Virginia Tech	0	<div>3</div>		14 A	Duke	1	<div>3</div>	
	98 A	Maryland	0	<div>3</div>		44 H	North Carolina St.	0	<div>3</div>		28 H	North Carolina	0	<div>3</div>		77 A	Wake Forest	1	<div>3</div>	

Non-Div. I Games:

Boston College

Average RPI Win: 237		WON-LOST	WINNING	LAST 10	STRENGTH OF		OPP. STRENGTH	TEAM	ADJ	CONF.	ADJ CONF.
Average RPI Loss: 169		RECORD	PCT. RANK	GAMES	SCHEDULE		OF SCHEDULE	RPI	RPI	RPI	RPI
DIV. I ONLY		15- 11	.57692	126	265		233	200	.45957	205	13
DIV. I NON-CONF.		10- 6	.625	108	298		290	209	.45421	218	13
TOTALS		RPI 1-25	RPI 26-50		W-L RECORDS		RPI 51-100		RPI 101-150		RPI 150+
15- 11	0- 0	0- 0		OVERALL		0- 2		2- 3		13- 6	
10- 2	0- 0	0- 0		HOME		0- 1		2- 0		8- 1	
4- 7	0- 0	0- 0		AWAY		0- 1		0- 3		4- 3	
1- 2	0- 0	0- 0		NEUTRAL		0- 0		0- 0		1- 2	
10- 6	0- 0	0- 0		NON-CONFERENCE		0- 1		0- 2		10- 3	
7- 0	0- 0	0- 0		HOME		0- 0		0- 0		7- 0	
2- 4	0- 0	0- 0		AWAY		0- 1		0- 2		2- 1	
1- 2	0- 0	0- 0		NEUTRAL		0- 0		0- 0		1- 2	
5- 5	0- 0	0- 0		CONFERENCE		0- 1		2- 1		3- 3	
3- 2	0- 0	0- 0		HOME		0- 1		2- 0		1- 1	
2- 3	0- 0	0- 0		AWAY		0- 0		0- 1		2- 2	
0- 0	0- 0	0- 0		NEUTRAL		0- 0		0- 0		0- 0	
RPI S	Opponent	Score	RPI S	Opponent	Score	RPI S	Opponent	Score	RPI S	Opponent	Score
						69 H	Col. of Charleston	2 	101 A	Northeastern	1 
						96 A	Seton Hall	0 	101 H	Northeastern	3 2
									105 A	LIU Brooklyn	0 
									139 A	Harvard	1 
									147 H	UNC Wilmington	3 1
									163 A	Temple	3 1
									178 H	Central Mich.	3 1
									183 A	James Madison	0 
									199 A	William & Mary	1 
									206 A	Delaware	3 0
									206 H	Delaware	2 
									215 N	Brown	1 
									227 H	Siena	3 0
									231 A	Towson	3 2
									231 H	Towson	3 0
									242 A	Sacred Heart	3 1
									256 N	Holy Cross	0 
									270 H	Princeton	3 1
									272 H	Coppin St.	3 0
									288 A	Fordham	1 
									311 H	USC Upstate	3 1
									319 H	St. Francis Brooklyn	3 0
									329 H	Delaware St.	3 0
									329 N	Delaware St.	3 0
LAST 10 GAMES											
						199 A	William & Mary	1 	206 H	Delaware	2 
						183 A	James Madison	0 	101 A	Northeastern	1 
						101 H	Northeastern	3 2	96 A	Seton Hall	0 
						242 A	Sacred Heart	3 1	206 A	Delaware	3 0
						231 H	Towson	3 0	231 A	Towson	3 2

Non-Div. I Games:

Hofstra

Average RPI Win:	242	WON-LOST RECORD	WINNING PCT. RANK	LAST 10 GAMES	STRENGTH OF SCHEDULE	OPP. STRENGTH OF SCHEDULE	TEAM RPI	ADJ RPI	CONF. RPI	ADJ CONF. RPI	
Average RPI Loss:	174										
DIV. I ONLY	13- 13	.5	174	3- 7	196	275	199	.45854	207	19	19
DIV. I NON-CONF.	9- 5	.64286	98	0- 1	207	295	149	.49756	156	22	25
<hr/>											
TOTALS	RPI 1-25	RPI 26-50		W-L RECORDS	RPI 51-100		RPI 101-150		RPI 150+		
13- 13	0- 0	0- 0		OVERALL	0- 1		0- 5		13- 7		
6- 4	0- 0	0- 0		HOME	0- 0		0- 1		6- 3		
4- 6	0- 0	0- 0		AWAY	0- 0		0- 3		4- 3		
3- 3	0- 0	0- 0		NEUTRAL	0- 1		0- 1		3- 1		
<hr/>											
9- 5	0- 0	0- 0		NON-CONFERENCE	0- 1		0- 2		9- 2		
4- 0	0- 0	0- 0		HOME	0- 0		0- 0		4- 0		
2- 2	0- 0	0- 0		AWAY	0- 0		0- 1		2- 1		
3- 3	0- 0	0- 0		NEUTRAL	0- 1		0- 1		3- 1		
<hr/>											
4- 8	0- 0	0- 0		CONFERENCE	0- 0		0- 3		4- 5		
2- 4	0- 0	0- 0		HOME	0- 0		0- 1		2- 3		
2- 4	0- 0	0- 0		AWAY	0- 0		0- 2		2- 2		
0- 0	0- 0	0- 0		NEUTRAL	0- 0		0- 0		0- 0		
<hr/>											
RPI S	Opponent	Score	RPI S	Opponent	Score	RPI S	Opponent	Score	RPI S	Opponent	Score
						92 N	UCF	1 3	120 N	Buffalo	1 3
									124 A	SMU	1 3
									132 A	Furman	0 3
									145 A	Samford	0 3
									145 H	Samford	1 3
									158 A	Appalachian St.	3 1
									158 H	Appalachian St.	2 3
									161 H	Bakersfield	3 2
									171 H	UNC Greensboro	3 2
									172 N	Sam Houston St.	3 1
									185 H	Elon	0 3
									197 A	Western Caro.	2 3
									197 H	Western Caro.	1 3
									209 A	High Point	3 0
									246 H	Charlotte	3 2
									247 A	Georgia St.	3 1
									253 A	Gardner-Webb	0 3
									257 N	Murray St.	2 3
									259 H	Winthrop	3 2
									262 A	Wofford	1 3
									287 A	Chattanooga	3 1
									287 H	Chattanooga	3 1
									307 H	Charleston So.	3 0
									314 N	N.C. A&T	3 0
									330 N	Grambling	3 0
<hr/>											
			LAST 10 GAMES								
			287 A	Chattanooga	3 1	132 A	Furman	0 3			
			145 A	Samford	0 3	287 H	Chattanooga	3 1			
			158 H	Appalachian St.	2 3	145 H	Samford	1 3			
			197 H	Western Caro.	1 3	253 A	Gardner-Webb	0 3			
			262 A	Wofford	1 3	171 H	UNC Greensboro	3 2			

Non-Div. I Games:

Davidson

Average RPI Win:		239	WON-LOST		WINNING		LAST 10		STRENGTH OF		OPP. STRENGTH		TEAM		ADJ		CONF.		ADJ CONF.					
Average RPI Loss:		117	RECORD		PCT. RANK		GAMES		SCHEDULE		OF SCHEDULE		RPI		RPI		RPI		RPI					
DIV. I ONLY			11- 17		.39286		239		6- 4		191		158		222		.45795		208		26		23	
DIV. I NON-CONF.			3- 12		.2		285		0- 0		181		84		263		.42032		255		23		22	
TOTALS		RPI 1-25		RPI 26-50		W-L RECORDS		RPI 51-100		RPI 101-150		RPI 150+												
11- 17		0- 1		0- 2		OVERALL		0- 4		2- 6		9- 4												
6- 3		0- 0		0- 0		HOME		0- 0		2- 1		4- 2												
2- 11		0- 1		0- 2		AWAY		0- 2		0- 4		2- 2												
3- 3		0- 0		0- 0		NEUTRAL		0- 2		0- 1		3- 0												
3- 12		0- 1		0- 2		NON-CONFERENCE		0- 4		0- 3		3- 2												
0- 1		0- 0		0- 0		HOME		0- 0		0- 0		0- 1												
0- 8		0- 1		0- 2		AWAY		0- 2		0- 2		0- 1												
3- 3		0- 0		0- 0		NEUTRAL		0- 2		0- 1		3- 0												
8- 5		0- 0		0- 0		CONFERENCE		0- 0		2- 3		6- 2												
6- 2		0- 0		0- 0		HOME		0- 0		2- 1		4- 1												
2- 3		0- 0		0- 0		AWAY		0- 0		0- 2		2- 1												
0- 0		0- 0		0- 0		NEUTRAL		0- 0		0- 0		0- 0												
RPI	S	Opponent		Score		RPI	S	Opponent		Score		RPI	S	Opponent		Score								
4	A	Washington		0 3		37	A	Oregon		0 3		51	N	Arizona St.		0 3								
						47	A	Cal St. Northridge		0 3		59	A	Washington St.		0 3								
												69	N	Col. of Charleston		1 3								
												93	A	Long Beach St.		0 3								
												104	N	UNLV		0 3								
												126	A	Loyola Marymount		0 3								
												131	A	New Mexico St.		1 3								
												131	H	New Mexico St.		1 3								
												142	H	UMKC		3 0								
												143	A	Gonzaga		0 3								
												146	A	Utah Valley		0 3								
												146	H	Utah Valley		3 2								
												160	H	Idaho		3 1								
												161	A	Bakersfield		0 3								
												161	H	Bakersfield		1 3								
												217	N	Texas Tech		3 0								
												234	H	Eastern Wash.		0 3								
												263	A	Grand Canyon		3 1								
												263	H	Grand Canyon		3 1								
												275	A	Tex.-Pan American		3 1								
												275	H	Tex.-Pan American		3 1								
												281	N	Nevada		3 0								
												294	A	Weber St.		0 3								
												295	N	UC Riverside		3 0								
												317	H	Chicago St.		3 1								
LAST 10 GAMES																								
131 H New Mexico St.						1 3		317 H Chicago St.						3 1										
275 H Tex.-Pan American						3 1		263 H Grand Canyon						3 1										
146 A Utah Valley						0 3		160 H Idaho						3 1										
161 A Bakersfield						0 3		131 A New Mexico St.						1 3										
142 H UMKC						3 0		275 A Tex.-Pan American						3 1										

Non-Div. I Games:

Seattle

Average RPI Win: 237		WON-LOST	WINNING	LAST 10	STRENGTH OF		OPP. STRENGTH	TEAM	ADJ	CONF.	ADJ CONF.
Average RPI Loss: 165		RECORD	PCT. RANK	GAMES	SCHEDULE		OF SCHEDULE	RPI	RPI	RPI	RPI
DIV. I ONLY		12- 13	.48	188	6- 4		182	237	195	.45737	209
DIV. I NON-CONF.		6- 9	.4	219	0- 0		164	198	203	.46152	206
TOTALS		RPI 1-25	RPI 26-50		W-L RECORDS		RPI 51-100		RPI 101-150		RPI 150+
12- 13	0- 0	0- 0		OVERALL		0- 4		0- 2		12- 7	
4- 6	0- 0	0- 0		HOME		0- 1		0- 0		4- 5	
5- 4	0- 0	0- 0		AWAY		0- 1		0- 1		5- 2	
3- 3	0- 0	0- 0		NEUTRAL		0- 2		0- 1		3- 0	
6- 9	0- 0	0- 0		NON-CONFERENCE		0- 4		0- 2		6- 3	
2- 3	0- 0	0- 0		HOME		0- 1		0- 0		2- 2	
1- 3	0- 0	0- 0		AWAY		0- 1		0- 1		1- 1	
3- 3	0- 0	0- 0		NEUTRAL		0- 2		0- 1		3- 0	
6- 4	0- 0	0- 0		CONFERENCE		0- 0		0- 0		6- 4	
2- 3	0- 0	0- 0		HOME		0- 0		0- 0		2- 3	
4- 1	0- 0	0- 0		AWAY		0- 0		0- 0		4- 1	
0- 0	0- 0	0- 0		NEUTRAL		0- 0		0- 0		0- 0	
RPI S	Opponent	Score	RPI S	Opponent	Score	RPI S	Opponent	Score	RPI S	Opponent	Score
						52 H	VCU	0 3	127 A	South Carolina	0 3
						80 A	Ga. Southern	0 3	150 N	IPFW	0 3
						89 N	UC Irvine	0 3	171 A	UNC Greensboro	3 1
						90 N	Oral Roberts	1 3	181 A	Cleveland St.	0 3
									185 H	Elon	3 2
									189 A	Coastal Caro.	3 2
									192 H	Radford	2 3
									193 N	FIU	3 2
									200 H	Liberty	3 0
									207 H	Davidson	0 3
									220 N	North Dakota St.	3 0
									225 A	UNC Asheville	1 3
									232 A	Campbell	3 1
									232 H	Campbell	2 3
									253 A	Gardner-Webb	3 1
									257 H	Murray St.	0 3
									259 H	Winthrop	3 0
									267 H	Presbyterian	1 3
									307 A	Charleston So.	3 1
									314 H	N.C. A&T	3 0
									324 N	South Carolina St.	3 0
LAST 10 GAMES											
						253 A	Gardner-Webb	3 1	200 H	Liberty	3 0
						225 A	UNC Asheville	1 3	192 H	Radford	2 3
						232 A	Campbell	3 1	307 A	Charleston So.	3 1
						267 H	Presbyterian	1 3	189 A	Coastal Caro.	3 2
						259 H	Winthrop	3 0	232 H	Campbell	2 3

Non-Div. I Games:

High Point

Average RPI Win:		188	WON-LOST RECORD		WINNING PCT. RANK		LAST 10 GAMES		STRENGTH OF SCHEDULE		OPP. STRENGTH OF SCHEDULE		TEAM RPI		ADJ RPI		CONF. RPI		ADJ CONF. RPI				
DIV. I ONLY			9- 15		.375	248	4- 6		160		114		211		.45638		210	25		24			
DIV. I NON-CONF.			4- 6		.4	219	0- 0		17		7		79		.56925		76	19		18			
TOTALS		RPI 1-25		RPI 26-50			W-L RECORDS			RPI 51-100			RPI 101-150			RPI 150+							
9- 15		0- 2		0- 3			OVERALL			1- 1			4- 4			4- 5							
4- 6		0- 0		0- 0			HOME			1- 1			1- 3			2- 2							
3- 7		0- 2		0- 1			AWAY			0- 0			1- 1			2- 3							
2- 2		0- 0		0- 2			NEUTRAL			0- 0			2- 0			0- 0							
4- 6		0- 2		0- 3			NON-CONFERENCE			1- 1			3- 0			0- 0							
2- 1		0- 0		0- 0			HOME			1- 1			1- 0			0- 0							
0- 3		0- 2		0- 1			AWAY			0- 0			0- 0			0- 0							
2- 2		0- 0		0- 2			NEUTRAL			0- 0			2- 0			0- 0							
5- 9		0- 0		0- 0			CONFERENCE			0- 0			1- 4			4- 5							
2- 5		0- 0		0- 0			HOME			0- 0			0- 3			2- 2							
3- 4		0- 0		0- 0			AWAY			0- 0			1- 1			2- 3							
0- 0		0- 0		0- 0			NEUTRAL			0- 0			0- 0			0- 0							
RPI	S	Opponent		Score		RPI	S	Opponent		Score		RPI	S	Opponent		Score		RPI	S	Opponent		Score	
9	A	Creighton		0	3	29	N	California		0	3	54	H	Texas A&M		1	3	108	H	Portland St.		1	3
20	A	Colorado St.		0	3	34	N	Arkansas		0	3	79	H	Baylor		3	0	110	H	North Dakota		2	3
						38	A	Tulsa		1	3							114	N	South Fla.		3	1
																		121	N	Texas St.		3	1
																		134	A	Northern Ariz.		3	2
																		135	A	Idaho St.		0	3
																		135	H	Idaho St.		0	3
																		138	H	Cal Poly		3	1
																		211	A	Montana		0	3
																		211	H	Montana		2	3
																		223	A	Sacramento St.		2	3
																		234	H	Eastern Wash.		3	1
																		286	A	Montana St.		3	1
																		286	H	Montana St.		3	0
																		294	A	Weber St.		2	3
																		294	H	Weber St.		2	3
																		302	A	Southern Utah		3	0
LAST 10 GAMES																							
135 A Idaho St.						0	3	134 A Northern Ariz.						3	2								
294 A Weber St.						2	3	234 H Eastern Wash.						3	1								
211 H Montana						2	3	108 H Portland St.						1	3								
286 H Montana St.						3	0	110 H North Dakota						2	3								
302 A Southern Utah						3	0	223 A Sacramento St.						2	3								

Non-Div. I Games:

Northern Colo.

Average RPI Win: 232		WON-LOST	WINNING	LAST 10	STRENGTH OF		OPP. STRENGTH	TEAM	ADJ	CONF.	ADJ CONF.		
Average RPI Loss: 131		RECORD	PCT. RANK	GAMES	SCHEDULE		OF SCHEDULE	RPI	RPI	RPI	RPI		
DIV. I ONLY		11- 12	.47826	194	6- 4		263	153	223	.456	211	25	24
DIV. I NON-CONF.		3- 6	.33333	249	0- 0		273	88	258	.42051	254	19	18
TOTALS		RPI 1-25	RPI 26-50		W-L RECORDS		RPI 51-100		RPI 101-150		RPI 150+		
11- 12	0- 0	0- 0		OVERALL		0- 3		0- 7		11- 2			
4- 3	0- 0	0- 0		HOME		0- 0		0- 3		4- 0			
5- 5	0- 0	0- 0		AWAY		0- 2		0- 3		5- 0			
2- 4	0- 0	0- 0		NEUTRAL		0- 1		0- 1		2- 2			
3- 6	0- 0	0- 0		NON-CONFERENCE		0- 3		0- 1		3- 2			
0- 0	0- 0	0- 0		HOME		0- 0		0- 0		0- 0			
1- 2	0- 0	0- 0		AWAY		0- 2		0- 0		1- 0			
2- 4	0- 0	0- 0		NEUTRAL		0- 1		0- 1		2- 2			
8- 6	0- 0	0- 0		CONFERENCE		0- 0		0- 6		8- 0			
4- 3	0- 0	0- 0		HOME		0- 0		0- 3		4- 0			
4- 3	0- 0	0- 0		AWAY		0- 0		0- 3		4- 0			
0- 0	0- 0	0- 0		NEUTRAL		0- 0		0- 0		0- 0			
RPI S	Opponent	Score	RPI S	Opponent	Score	RPI S	Opponent	Score	RPI S	Opponent	Score		
						59 A	Washington St.	1 3	108 A	Portland St.	0 3		
						68 A	Virginia	0 3	108 H	Portland St.	0 3		
						99 N	South Dakota	2 3	110 A	North Dakota	0 3		
									110 H	North Dakota	0 3		
									134 H	Northern Ariz.	1 3		
									135 A	Idaho St.	0 3		
									144 N	Marshall	1 3		
									162 N	Cal St. Fullerton	3 0		
									183 N	James Madison	3 2		
									210 A	Northern Colo.	3 2		
									210 H	Northern Colo.	3 0		
									217 A	Texas Tech	3 0		
									217 N	Texas Tech	1 3		
									223 A	Sacramento St.	3 0		
									234 A	Eastern Wash.	3 1		
									234 H	Eastern Wash.	3 1		
									281 N	Nevada	2 3		
									286 H	Montana St.	3 1		
									294 A	Weber St.	3 1		
									302 H	Southern Utah	3 0		
LAST 10 GAMES													
						108 H	Portland St.	0 3	223 A	Sacramento St.	3 0		
						234 H	Eastern Wash.	3 1	134 H	Northern Ariz.	1 3		
						210 A	Northern Colo.	3 2	302 H	Southern Utah	3 0		
						110 A	North Dakota	0 3	135 A	Idaho St.	0 3		
						286 H	Montana St.	3 1	294 A	Weber St.	3 1		

Non-Div. I Games:

Montana

Average RPI Win:		249	WON-LOST RECORD		WINNING PCT. RANK	LAST 10 GAMES	STRENGTH OF SCHEDULE		OPP. STRENGTH OF SCHEDULE	TEAM RPI	ADJ RPI	CONF. RPI	ADJ CONF. RPI
Average RPI Loss:		113	10- 15		.4 235	5- 5	193		154	219	.45556 212	20	22
DIV. I ONLY			4- 11		.26667 274	0- 2	99		129	215	.45584 214	18	19
DIV. I NON-CONF.													
TOTALS		RPI 1-25	RPI 26-50		W-L RECORDS		RPI 51-100		RPI 101-150		RPI 150+		
10- 15		0- 1	0- 2		OVERALL		1- 3		1- 5		8- 4		
4- 6		0- 1	0- 0		HOME		0- 2		0- 1		4- 2		
5- 7		0- 0	0- 1		AWAY		1- 1		1- 3		3- 2		
1- 2		0- 0	0- 1		NEUTRAL		0- 0		0- 1		1- 0		
4- 11		0- 1	0- 2		NON-CONFERENCE		1- 2		0- 3		3- 3		
2- 5		0- 1	0- 0		HOME		0- 2		0- 0		2- 2		
1- 4		0- 0	0- 1		AWAY		1- 0		0- 2		0- 1		
1- 2		0- 0	0- 1		NEUTRAL		0- 0		0- 1		1- 0		
6- 4		0- 0	0- 0		CONFERENCE		0- 1		1- 2		5- 1		
2- 1		0- 0	0- 0		HOME		0- 0		0- 1		2- 0		
4- 3		0- 0	0- 0		AWAY		0- 1		1- 1		3- 1		
0- 0		0- 0	0- 0		NEUTRAL		0- 0		0- 0		0- 0		
RPI S	Opponent	Score	RPI S	Opponent	Score	RPI S	Opponent	Score	RPI S	Opponent	Score		
8 H	Nebraska	0 3	34 A	Arkansas	0 3	52 A	VCU	0 3	117 A	Duquesne	0 3		
			49 N	Kansas St.	1 3	60 H	UNI	2 3	117 H	Duquesne	1 3		
						67 H	Auburn	0 3	119 N	IUPUI	0 3		
						94 A	Morehead St.	3 0	121 A	Dayton	3 2		
									137 A	Southern Ill.	0 3		
									149 A	Southeast Mo. St.	2 3		
									166 H	Miami (OH)	2 3		
									182 A	Rhode Island	2 3		
									188 H	Youngstown St.	1 3		
									213 H	Bradley	3 0		
									249 A	Indiana St.	2 3		
									265 A	George Mason	3 1		
									286 N	Montana St.	3 0		
									288 A	Fordham	3 0		
									288 H	Fordham	3 1		
									290 H	La.-Monroe	3 1		
									322 A	La Salle	3 0		
									322 H	La Salle	3 0		
			LAST 10 GAMES										
			288 A	Fordham	3 0	149 A	Southeast Mo. St.	2 3					
			182 A	Rhode Island	2 3	288 H	Fordham	3 1					
			322 H	La Salle	3 0	117 H	Duquesne	1 3					
			249 A	Indiana St.	2 3	322 A	La Salle	3 0					
			52 A	VCU	0 3	265 A	George Mason	3 1					

Non-Div. I Games:

Saint Louis

Average RPI Win: 236		WON-LOST RECORD	WINNING PCT. RANK	LAST 10 GAMES	STRENGTH OF SCHEDULE	OPP. STRENGTH OF SCHEDULE	TEAM RPI	ADJ RPI	CONF. RPI	ADJ CONF. RPI	
Average RPI Loss: 148											
DIV. I ONLY		12- 10	.54545 144	4- 6	275	185	209	.45426 213	12	12	
DIV. I NON-CONF.		6- 3	.66667 85	0- 0	326	262	239	.43334 239	12	12	
<hr/>											
TOTALS		RPI 1-25	RPI 26-50		W-L RECORDS		RPI 51-100		RPI 101-150		RPI 150+
12- 10		0- 0	0- 0		OVERALL		0- 5		2- 0		10- 5
6- 4		0- 0	0- 0		HOME		0- 2		1- 0		5- 2
3- 5		0- 0	0- 0		AWAY		0- 3		1- 0		2- 2
3- 1		0- 0	0- 0		NEUTRAL		0- 0		0- 0		3- 1
<hr/>											
6- 3		0- 0	0- 0		NON-CONFERENCE		0- 0		0- 0		6- 3
2- 1		0- 0	0- 0		HOME		0- 0		0- 0		2- 1
1- 1		0- 0	0- 0		AWAY		0- 0		0- 0		1- 1
3- 1		0- 0	0- 0		NEUTRAL		0- 0		0- 0		3- 1
<hr/>											
6- 7		0- 0	0- 0		CONFERENCE		0- 5		2- 0		4- 2
4- 3		0- 0	0- 0		HOME		0- 2		1- 0		3- 1
2- 4		0- 0	0- 0		AWAY		0- 3		1- 0		1- 1
0- 0		0- 0	0- 0		NEUTRAL		0- 0		0- 0		0- 0
<hr/>											
RPI S	Opponent	Score	RPI S	Opponent	Score	RPI S	Opponent	Score	RPI S	Opponent	Score
						55 A	Wichita St.	0 3	137 A	Southern Ill.	3 2
						60 H	UNI	0 3	137 H	Southern Ill.	3 0
						72 A	Missouri St.	0 3	166 N	Miami (OH)	2 3
						81 A	Illinois St.	1 3	169 H	Loyola Chicago	3 0
						81 H	Illinois St.	0 3	188 N	Youngstown St.	3 0
									212 A	Saint Louis	0 3
									229 H	Western Ill.	3 1
									233 A	Evansville	1 3
									233 H	Evansville	2 3
									249 A	Indiana St.	3 1
									249 H	Indiana St.	3 2
									273 N	SIU Edwardsville	3 2
									283 H	UT Martin	1 3
									292 H	Drake	3 0
									293 A	Neb. Omaha	3 1
									302 N	Southern Utah	3 0
									313 H	UMES	3 0
<hr/>											
LAST 10 GAMES											
			249 A	Indiana St.	3 1	55 A	Wichita St.	0 3			
			81 A	Illinois St.	1 3	169 H	Loyola Chicago	3 0			
			137 H	Southern Ill.	3 0	60 H	UNI	0 3			
			233 H	Evansville	2 3	81 H	Illinois St.	0 3			
			72 A	Missouri St.	0 3	249 H	Indiana St.	3 2			

Non-Div. I Games:

Bradley

Average RPI Win: 236		WON-LOST RECORD		WINNING PCT. RANK		LAST 10 GAMES		STRENGTH OF SCHEDULE		OPP. STRENGTH OF SCHEDULE		TEAM RPI		ADJ RPI		CONF. RPI		ADJ CONF. RPI	
Average RPI Loss: 168																			
DIV. I ONLY		17- 10		.62963 91		6- 4		303		218		210		.45334 214		16		16	
DIV. I NON-CONF.		10- 4		.71429 71		0- 0		318		273		211		.45955 209		17		16	
TOTALS		RPI 1-25		RPI 26-50		W-L RECORDS		RPI 51-100		RPI 101-150		RPI 150+							
17- 10		0- 0		0- 1		OVERALL		1- 0		1- 2		15- 7							
7- 2		0- 0		0- 0		HOME		1- 0		0- 0		6- 2							
4- 8		0- 0		0- 1		AWAY		0- 0		1- 2		3- 5							
6- 0		0- 0		0- 0		NEUTRAL		0- 0		0- 0		6- 0							
10- 4		0- 0		0- 1		NON-CONFERENCE		0- 0		0- 1		10- 2							
2- 1		0- 0		0- 0		HOME		0- 0		0- 0		2- 1							
2- 3		0- 0		0- 1		AWAY		0- 0		0- 1		2- 1							
6- 0		0- 0		0- 0		NEUTRAL		0- 0		0- 0		6- 0							
7- 6		0- 0		0- 0		CONFERENCE		1- 0		1- 1		5- 5							
5- 1		0- 0		0- 0		HOME		1- 0		0- 0		4- 1							
2- 5		0- 0		0- 0		AWAY		0- 0		1- 1		1- 4							
0- 0		0- 0		0- 0		NEUTRAL		0- 0		0- 0		0- 0							
RPI S	Opponent	Score		RPI S	Opponent	Score		RPI S	Opponent	Score		RPI S	Opponent	Score					
				31 A	Georgia	0	3	56 H	Western Ky.	3	2	106 A	Ole Miss	1	3				
												112 A	UALR	3	1				
												121 A	Texas St.	0	3				
												151 A	Texas-Arlington	0	3				
												171 N	UNC Greensboro	3	0				
												176 A	Arkansas St.	3	0				
												176 H	Arkansas St.	3	0				
												187 N	Southern Miss.	3	2				
												191 H	Houston	1	3				
												196 A	Houston Baptist	0	3				
												201 A	South Ala.	1	3				
												201 H	South Ala.	1	3				
												235 A	Troy	0	3				
												235 H	Troy	3	0				
												247 A	Georgia St.	1	3				
												247 H	Georgia St.	3	2				
												248 N	North Florida	3	0				
												275 N	Tex.-Pan American	3	1				
												287 N	Chattanooga	3	1				
												290 H	La.-Monroe	3	0				
												291 H	Nicholls St.	3	1				
												293 N	Neb. Omaha	3	0				
												312 A	Jackson St.	3	0				
												332 A	Alcorn	3	0				
												332 H	Alcorn	3	0				
LAST 10 GAMES																			
				176 H	Arkansas St.	3	0	247 H	Georgia St.	3	2	312 A	Jackson St.	3	0				
				235 H	Troy	3	0	56 H	Western Ky.	3	2	332 A	Alcorn	3	0				
				201 A	South Ala.	1	3	201 H	South Ala.	1	3	332 H	Alcorn	3	0				
				247 A	Georgia St.	1	3	176 A	Arkansas St.	3	0								
				112 A	UALR	3	1	235 A	Troy	0	3								

Non-Div. I Games:

La.-Lafayette

Average RPI Win: 242		WON-LOST	WINNING	LAST 10	STRENGTH OF		OPP. STRENGTH	TEAM	ADJ	CONF.	ADJ CONF.
Average RPI Loss: 159		RECORD	PCT. RANK	GAMES	SCHEDULE		OF SCHEDULE	RPI	RPI	RPI	RPI
DIV. I ONLY		9- 12	.42857 219	5- 5	171		247	214	.44932 215	18	18
DIV. I NON-CONF.		4- 7	.36364 240	0- 1	233		287	255	.41704 259	21	20
TOTALS		RPI 1-25	RPI 26-50	W-L RECORDS	RPI 51-100		RPI 101-150	RPI 150+			
9- 12	0- 0		0- 2	OVERALL	0- 1		1- 3	8- 6			
5- 3	0- 0		0- 1	HOME	0- 0		1- 1	4- 1			
2- 7	0- 0		0- 1	AWAY	0- 0		0- 1	2- 5			
2- 2	0- 0		0- 0	NEUTRAL	0- 1		0- 1	2- 0			
4- 7	0- 0		0- 0	NON-CONFERENCE	0- 1		0- 2	4- 4			
2- 1	0- 0		0- 0	HOME	0- 0		0- 1	2- 0			
0- 4	0- 0		0- 0	AWAY	0- 0		0- 0	0- 4			
2- 2	0- 0		0- 0	NEUTRAL	0- 1		0- 1	2- 0			
5- 5	0- 0		0- 2	CONFERENCE	0- 0		1- 1	4- 2			
3- 2	0- 0		0- 1	HOME	0- 0		1- 0	2- 1			
2- 3	0- 0		0- 1	AWAY	0- 0		0- 1	2- 1			
0- 0	0- 0		0- 0	NEUTRAL	0- 0		0- 0	0- 0			
RPI S	Opponent	Score	RPI S	Opponent	Score	RPI S	Opponent	Score	RPI S	Opponent	Score
			46 A Yale	0	3	72 N Missouri St.	0	3	133 N St. John's (NY)	0	3
			46 H Yale	0	3				139 A Harvard	1	3
									139 H Harvard	3	2
									141 H Eastern Mich.	0	3
									163 A Temple	0	3
									175 H Penn	0	3
									182 A Rhode Island	2	3
									205 N Hofstra	3	1
									217 A Dartmouth	3	0
									217 H Dartmouth	3	2
									230 A New Hampshire	2	3
									238 A Cornell	3	1
									256 H Holy Cross	3	0
									270 H Princeton	3	2
									276 A Columbia	0	3
									303 A Providence	0	3
									308 H Bryant	3	0
									329 N Delaware St.	3	1
			LAST 10 GAMES								
			217 A Dartmouth	3	0	175 H Penn	0	3			
			139 A Harvard	1	3	270 H Princeton	3	2			
			46 H Yale	0	3	139 H Harvard	3	2			
			238 A Cornell	3	1	217 H Dartmouth	3	2			
			276 A Columbia	0	3	182 A Rhode Island	2	3			

Non-Div. I Games:

Brown

Average RPI Win:	303	WON-LOST RECORD	WINNING PCT. RANK	LAST 10 GAMES	STRENGTH OF SCHEDULE	OPP. STRENGTH OF SCHEDULE	TEAM RPI	ADJ RPI	CONF. RPI	ADJ CONF. RPI		
DIV. I ONLY		13- 6	.68421	65	10- 0	325	296	233	.44912	216	31	32
DIV. I NON-CONF.		4- 6	.4	219	1- 0	109	168	171	.4847	175	31	31
<hr/>												
TOTALS	RPI 1-25	RPI 26-50		W-L RECORDS		RPI 51-100		RPI 101-150		RPI 150+		
13- 6	0- 0	0- 0		OVERALL		0- 3		0- 1		13- 2		
5- 1	0- 0	0- 0		HOME		0- 0		0- 0		5- 1		
6- 2	0- 0	0- 0		AWAY		0- 1		0- 0		6- 1		
2- 3	0- 0	0- 0		NEUTRAL		0- 2		0- 1		2- 0		
<hr/>												
4- 6	0- 0	0- 0		NON-CONFERENCE		0- 3		0- 1		4- 2		
1- 1	0- 0	0- 0		HOME		0- 0		0- 0		1- 1		
1- 2	0- 0	0- 0		AWAY		0- 1		0- 0		1- 1		
2- 3	0- 0	0- 0		NEUTRAL		0- 2		0- 1		2- 0		
<hr/>												
9- 0	0- 0	0- 0		CONFERENCE		0- 0		0- 0		9- 0		
4- 0	0- 0	0- 0		HOME		0- 0		0- 0		4- 0		
5- 0	0- 0	0- 0		AWAY		0- 0		0- 0		5- 0		
0- 0	0- 0	0- 0		NEUTRAL		0- 0		0- 0		0- 0		
<hr/>												
RPI S	Opponent	Score	RPI S	Opponent	Score	RPI S	Opponent	Score	RPI S	Opponent	Score	
						56 N	Western Ky.	0 3	110 N	North Dakota	2 3	
						69 N	Col. of Charleston	0 3	165 H	FGCU	1 3	
						70 A	Tulane	0 3	180 A	Georgia Tech	0 3	
									240 N	Texas Southern	3 0	
									248 A	North Florida	3 1	
									248 H	North Florida	3 2	
									287 N	Chattanooga	3 2	
									314 A	N.C. A&T	3 1	
									314 H	N.C. A&T	3 0	
									323 A	N.C. Central	3 0	
									323 H	N.C. Central	3 0	
									324 A	South Carolina St.	3 1	
									324 H	South Carolina St.	3 0	
									328 A	Bethune-Cookman	3 1	
									331 A	Savannah St.	3 0	
									331 H	Savannah St.	3 0	
						<hr/>						
LAST 10 GAMES												
			323 A	N.C. Central	3 0				328 A	Bethune-Cookman	3 1	
			314 A	N.C. A&T	3 1				314 H	N.C. A&T	3 0	
			331 H	Savannah St.	3 0				323 H	N.C. Central	3 0	
			324 H	South Carolina St.	3 0				324 A	South Carolina St.	3 1	
			248 A	North Florida	3 1				331 A	Savannah St.	3 0	

Non-Div. I Games:

Florida A&M

Average RPI Win: 243		WON-LOST RECORD		WINNING PCT. RANK		LAST 10 GAMES		STRENGTH OF SCHEDULE		OPP. STRENGTH OF SCHEDULE		TEAM RPI		ADJ RPI		CONF. RPI		ADJ CONF. RPI	
DIV. I ONLY		10- 12		.45455 207		3- 7		175		268		208		.44739 217		18		18	
DIV. I NON-CONF.		7- 5		.58333 133		0- 1		191		304		165		.47959 184		21		20	
TOTALS		RPI 1-25		RPI 26-50		W-L RECORDS		RPI 51-100		RPI 101-150		RPI 150+							
10- 12		0- 1		0- 2		OVERALL		0- 0		1- 1		9- 8							
7- 6		0- 1		0- 1		HOME		0- 0		1- 0		6- 4							
1- 6		0- 0		0- 1		AWAY		0- 0		0- 1		1- 4							
2- 0		0- 0		0- 0		NEUTRAL		0- 0		0- 0		2- 0							
7- 5		0- 1		0- 0		NON-CONFERENCE		0- 0		0- 0		7- 4							
5- 3		0- 1		0- 0		HOME		0- 0		0- 0		5- 2							
0- 2		0- 0		0- 0		AWAY		0- 0		0- 0		0- 2							
2- 0		0- 0		0- 0		NEUTRAL		0- 0		0- 0		2- 0							
3- 7		0- 0		0- 2		CONFERENCE		0- 0		1- 1		2- 4							
2- 3		0- 0		0- 1		HOME		0- 0		1- 0		1- 2							
1- 4		0- 0		0- 1		AWAY		0- 0		0- 1		1- 2							
0- 0		0- 0		0- 0		NEUTRAL		0- 0		0- 0		0- 0							
RPI	S	Opponent		Score		RPI	S	Opponent		Score		RPI	S	Opponent		Score			
10	H	Minnesota		0 3		46	A	Yale		0 3		139	A	Harvard		0 3			
						46	H	Yale		1 3		139	H	Harvard		3 2			
												175	A	Penn		1 3			
												182	H	Rhode Island		3 1			
												184	A	Marist		1 3			
												198	H	Connecticut		0 3			
												202	H	Central Conn. St.		3 0			
												215	A	Brown		2 3			
												215	H	Brown		0 3			
												230	H	New Hampshire		3 1			
												238	H	Cornell		3 2			
												241	H	Manhattan		3 1			
												263	H	Grand Canyon		2 3			
												270	A	Princeton		3 2			
												276	H	Columbia		2 3			
												296	N	Hartford		3 0			
												303	H	Providence		3 1			
												308	A	Bryant		0 3			
												326	N	UMass Lowell		3 0			
LAST 10 GAMES																			
215 H Brown						0 3		238 H Cornell						3 2					
46 H Yale						1 3		276 H Columbia						2 3					
139 H Harvard						3 2		46 A Yale						0 3					
175 A Penn						1 3		215 A Brown						2 3					
270 A Princeton						3 2		308 A Bryant						0 3					

Non-Div. I Games:

Dartmouth

Average RPI Win: 220		WON-LOST	WINNING	LAST 10	STRENGTH OF		OPP. STRENGTH	TEAM	ADJ	CONF.	ADJ CONF.						
Average RPI Loss: 89		RECORD	PCT. RANK	GAMES	SCHEDULE		OF SCHEDULE	RPI	RPI	RPI	RPI						
DIV. I ONLY		7- 16	.30435	269	1- 9		117	73	212	.44739	217	4	4				
DIV. I NON-CONF.		6- 7	.46154	190	0- 1		278	208	238	.42101	253	4	4				
<hr/>																	
TOTALS		RPI 1-25		RPI 26-50		W-L RECORDS		RPI 51-100		RPI 101-150		RPI 150+					
7- 16		0- 3		0- 3		OVERALL		1- 6		1- 0		5- 4					
1- 7		0- 1		0- 1		HOME		0- 3		0- 0		1- 2					
3- 6		0- 2		0- 2		AWAY		1- 2		1- 0		1- 0					
3- 3		0- 0		0- 0		NEUTRAL		0- 1		0- 0		3- 2					
<hr/>																	
6- 7		0- 0		0- 0		NON-CONFERENCE		0- 3		1- 0		5- 4					
1- 3		0- 0		0- 0		HOME		0- 1		0- 0		1- 2					
2- 1		0- 0		0- 0		AWAY		0- 1		1- 0		1- 0					
3- 3		0- 0		0- 0		NEUTRAL		0- 1		0- 0		3- 2					
<hr/>																	
1- 9		0- 3		0- 3		CONFERENCE		1- 3		0- 0		0- 0					
0- 4		0- 1		0- 1		HOME		0- 2		0- 0		0- 0					
1- 5		0- 2		0- 2		AWAY		1- 1		0- 0		0- 0					
0- 0		0- 0		0- 0		NEUTRAL		0- 0		0- 0		0- 0					
<hr/>																	
RPI	S	Opponent		Score		RPI	S	Opponent		Score		RPI	S	Opponent		Score	
1	A	Texas		0 3		33	A	Iowa St.		2 3		59	A	Washington St.		0 3	
17	H	Kansas		0 3		33	H	Iowa St.		0 3		66	H	New Mexico		0 3	
19	A	Oklahoma		1 3		49	A	Kansas St.		0 3		73	A	West Virginia		2 3	
												73	H	West Virginia		1 3	
												75	A	TCU		3 2	
												79	H	Baylor		1 3	
												99	N	South Dakota		1 3	

Non-Div. I Games: Abilene Christian 1 3 Incarnate Word 2 3 Abilene Christian 3 0

Texas Tech

Average RPI Win:	253	WON-LOST	WINNING	LAST 10	STRENGTH OF	OPP. STRENGTH	TEAM	ADJ	CONF.	ADJ CONF.									
Average RPI Loss:	162	RECORD	PCT. RANK	GAMES	SCHEDULE	OF SCHEDULE	RPI	RPI	RPI	RPI									
DIV. I ONLY	12- 12	.5	174	6- 4	249	204	216	.44698	219	15	15								
DIV. I NON-CONF.	4- 8	.33333	249	0- 1	307	200	294	.37353	294	20	21								
<hr/>																			
TOTALS	RPI 1-25	RPI 26-50		W-L RECORDS	RPI 51-100		RPI 101-150		RPI 150+										
12- 12	0- 0	0- 0		OVERALL	0- 4		0- 1		12- 7										
5- 6	0- 0	0- 0		HOME	0- 2		0- 1		5- 3										
5- 3	0- 0	0- 0		AWAY	0- 2		0- 0		5- 1										
2- 3	0- 0	0- 0		NEUTRAL	0- 0		0- 0		2- 3										
<hr/>																			
4- 8	0- 0	0- 0		NON-CONFERENCE	0- 1		0- 1		4- 6										
1- 4	0- 0	0- 0		HOME	0- 0		0- 1		1- 3										
1- 1	0- 0	0- 0		AWAY	0- 1		0- 0		1- 0										
2- 3	0- 0	0- 0		NEUTRAL	0- 0		0- 0		2- 3										
<hr/>																			
8- 4	0- 0	0- 0		CONFERENCE	0- 3		0- 0		8- 1										
4- 2	0- 0	0- 0		HOME	0- 2		0- 0		4- 0										
4- 2	0- 0	0- 0		AWAY	0- 1		0- 0		4- 1										
0- 0	0- 0	0- 0		NEUTRAL	0- 0		0- 0		0- 0										
<hr/>																			
RPI	S	Opponent	Score	RPI	S	Opponent	Score	RPI	S	Opponent	Score								
				53 H Colgate				1	3	147 H UNC Wilmington				1	3				
				62 H American				0	3	170 A Lehigh				1	3				
				73 A West Virginia				0	3	170 H Lehigh				3	1				
				87 A Army				0	3	181 N Cleveland St.				1	3				
										185 H Elon				0	3				
										222 H Air Force				2	3				
										231 H Towson				0	3				
										239 A Bucknell				3	0				
										239 H Bucknell				3	0				
										245 N Northern Ky.				2	3				
										252 H Ill.-Chicago				3	1				
										256 A Holy Cross				3	0				
										261 A Lafayette				3	1				
										261 H Lafayette				3	0				
										266 A Cincinnati				3	0				
										269 A Loyola Maryland				3	1				
										269 H Loyola Maryland				3	0				
										278 N Canisius				3	0				
										279 N Norfolk St.				3	0				
										288 N Fordham				0	3				
				<hr/>															
								LAST 10 GAMES											
								239 H Bucknell				3	0	62 H American				0	3
								170 H Lehigh				3	1	269 A Loyola Maryland				3	1
				269 H Loyola Maryland				3	0	87 A Army				0	3				
				261 A Lafayette				3	1	256 A Holy Cross				3	0				
				231 H Towson				0	3	53 H Colgate				1	3				

Non-Div. I Games:

Navy

Average RPI Win:	222		WON-LOST RECORD	WINNING PCT. RANK	LAST 10 GAMES		STRENGTH OF SCHEDULE	OPP. STRENGTH OF SCHEDULE	TEAM RPI	ADJ RPI	CONF. RPI	ADJ CONF. RPI			
DIV. I ONLY			4- 19	.17391 305	3- 7		61	118	232	.44647 220	22	20			
DIV. I NON-CONF.			0- 13	0 318	0- 1		9	44	206	.47147 195	15	15			
<hr/>															
TOTALS	RPI 1-25		RPI 26-50		W-L RECORDS		RPI 51-100		RPI 101-150		RPI 150+				
4- 19	0- 2		0- 2		OVERALL		0- 8		1- 3		3- 4				
2- 6	0- 1		0- 1		HOME		0- 2		1- 1		1- 1				
2- 7	0- 1		0- 0		AWAY		0- 2		0- 2		2- 2				
0- 6	0- 0		0- 1		NEUTRAL		0- 4		0- 0		0- 1				
<hr/>															
0- 13	0- 2		0- 2		NON-CONFERENCE		0- 6		0- 2		0- 1				
0- 3	0- 1		0- 1		HOME		0- 1		0- 0		0- 0				
0- 4	0- 1		0- 0		AWAY		0- 1		0- 2		0- 0				
0- 6	0- 0		0- 1		NEUTRAL		0- 4		0- 0		0- 1				
<hr/>															
4- 6	0- 0		0- 0		CONFERENCE		0- 2		1- 1		3- 3				
2- 3	0- 0		0- 0		HOME		0- 1		1- 1		1- 1				
2- 3	0- 0		0- 0		AWAY		0- 1		0- 0		2- 2				
0- 0	0- 0		0- 0		NEUTRAL		0- 0		0- 0		0- 0				
<hr/>															
RPI S	Opponent		Score		RPI S	Opponent		Score		RPI S	Opponent		Score		
13 H	Wisconsin		1	3	31 N	Georgia		0	3	51 N	Arizona St.		0	3	
17 A	Kansas		0	3	50 H	Louisville		0	3	55 N	Wichita St.		0	3	
										60 H	UNI		0	3	
										80 A	Ga. Southern		0	3	
										84 N	Notre Dame		1	3	
										90 N	Oral Roberts		0	3	
										99 A	South Dakota		1	3	
										99 H	South Dakota		1	3	

Non-Div. I Games:

North Dakota St.

Average RPI Win: 249		WON-LOST	WINNING	LAST 10	STRENGTH OF		OPP. STRENGTH	TEAM	ADJ	CONF.	ADJ CONF.				
Average RPI Loss: 144		RECORD	PCT. RANK	GAMES	SCHEDULE		OF SCHEDULE	RPI	RPI	RPI	RPI				
DIV. I ONLY		12- 16	.42857	219	5- 5		217	226	225	.44542	221	11	11		
DIV. I NON-CONF.		9- 8	.52941	163	2- 0		261	282	221	.44978	222	11	11		
<hr/>															
TOTALS		RPI 1-25		RPI 26-50		W-L RECORDS		RPI 51-100		RPI 101-150		RPI 150+			
12- 16		0- 0		0- 1		OVERALL		1- 4		0- 2		11- 9			
6- 4		0- 0		0- 0		HOME		1- 1		0- 1		5- 2			
4- 8		0- 0		0- 1		AWAY		0- 2		0- 1		4- 4			
2- 4		0- 0		0- 0		NEUTRAL		0- 1		0- 0		2- 3			
9- 8		0- 0		0- 0		NON-CONFERENCE		0- 2		0- 0		9- 6			
3- 1		0- 0		0- 0		HOME		0- 0		0- 0		3- 1			
4- 3		0- 0		0- 0		AWAY		0- 1		0- 0		4- 2			
2- 4		0- 0		0- 0		NEUTRAL		0- 1		0- 0		2- 3			
3- 8		0- 0		0- 1		CONFERENCE		1- 2		0- 2		2- 3			
3- 3		0- 0		0- 0		HOME		1- 1		0- 1		2- 1			
0- 5		0- 0		0- 1		AWAY		0- 1		0- 1		0- 2			
0- 0		0- 0		0- 0		NEUTRAL		0- 0		0- 0		0- 0			
RPI	S	Opponent	Score	RPI	S	Opponent	Score	RPI	S	Opponent	Score	RPI	S	Opponent	Score
				38	A	Tulsa	1 3	70	H	Tulane	1 3	115	H	UAB	1 3
								77	A	Wake Forest	0 3	144	A	Marshall	0 3
								82	H	Middle Tenn.	3 2	151	N	Texas-Arlington	1 3
								83	N	East Tenn. St.	0 3	158	A	Appalachian St.	3 2
								100	A	North Texas	0 3	159	A	Rice	0 3
												167	N	Denver	2 3
												169	H	Loyola Chicago	0 3
												171	N	UNC Greensboro	0 3
												185	A	Elon	3 0
												187	A	Southern Miss.	0 3
												190	H	Fla. Atlantic	2 3
												193	H	FIU	3 1
												232	A	Campbell	1 3
												244	A	Howard	1 3
												253	N	Gardner-Webb	3 0
												260	H	Morgan St.	3 0
												277	H	Louisiana Tech	3 2
												301	H	Citadel	3 0
												307	A	Charleston So.	3 0
												323	A	N.C. Central	3 0
												323	N	N.C. Central	3 0
												331	H	Savannah St.	3 0
				LAST 10 GAMES											
				82	H	Middle Tenn.	3 2	144	A	Marshall	0 3				
				187	A	Southern Miss.	0 3	70	H	Tulane	1 3				
				190	H	Fla. Atlantic	2 3	277	H	Louisiana Tech	3 2				
				193	H	FIU	3 1	307	A	Charleston So.	3 0				
				38	A	Tulsa	1 3	331	H	Savannah St.	3 0				

Non-Div. I Games:

East Carolina

Average RPI Win:		210	WON-LOST RECORD		WINNING PCT. RANK		LAST 10 GAMES		STRENGTH OF SCHEDULE		OPP. STRENGTH OF SCHEDULE		TEAM RPI		ADJ RPI		CONF. RPI		ADJ CONF. RPI	
DIV. I ONLY			5- 18		.21739 293		2- 8		112		87		240		.44521 222		10		10	
DIV. I NON-CONF.			3- 9		.25 276		0- 0		111		76		220		.4607 207		9		9	
TOTALS		RPI 1-25		RPI 26-50		W-L RECORDS		RPI 51-100		RPI 101-150		RPI 150+								
5- 18		0- 2		0- 2		OVERALL		1- 6		0- 5		4- 3								
3- 5		0- 1		0- 0		HOME		0- 2		0- 2		3- 0								
1- 8		0- 0		0- 1		AWAY		0- 2		0- 3		1- 2								
1- 5		0- 1		0- 1		NEUTRAL		1- 2		0- 0		0- 1								
3- 9		0- 1		0- 2		NON-CONFERENCE		1- 2		0- 2		2- 2								
1- 1		0- 0		0- 0		HOME		0- 0		0- 1		1- 0								
1- 3		0- 0		0- 1		AWAY		0- 0		0- 1		1- 1								
1- 5		0- 1		0- 1		NEUTRAL		1- 2		0- 0		0- 1								
2- 9		0- 1		0- 0		CONFERENCE		0- 4		0- 3		2- 1								
2- 4		0- 1		0- 0		HOME		0- 2		0- 1		2- 0								
0- 5		0- 0		0- 0		AWAY		0- 2		0- 2		0- 1								
0- 0		0- 0		0- 0		NEUTRAL		0- 0		0- 0		0- 0								
RPI	S	Opponent			Score		RPI	S	Opponent			Score		RPI	S	Opponent			Score	
7	N	Stanford			0 3		35	A	St. Mary's (CA)			0 3		66	H	New Mexico			1 3	
20	H	Colorado St.			0 3		46	N	Yale			0 3		78	A	San Diego St.			0 3	
														78	H	San Diego St.			1 3	
														87	N	Army			2 3	
														88	A	Fresno St.			1 3	
														89	N	UC Irvine			2 3	
														93	N	Long Beach St.			3 2	

Non-Div. I Games:

Air Force

Average RPI Win:	248	WON-LOST RECORD	WINNING PCT. RANK	LAST 10 GAMES	STRENGTH OF SCHEDULE	OPP. STRENGTH OF SCHEDULE	TEAM RPI	ADJ RPI	CONF. RPI	ADJ CONF. RPI				
DIV. I ONLY		13- 12	.52 164	6- 4	286	228	229	.44515 223	25	24				
DIV. I NON-CONF.		5- 6	.45455 198	0- 0	285	241	248	.43176 240	19	18				
<hr/>														
TOTALS	RPI 1-25	RPI 26-50		W-L RECORDS	RPI 51-100		RPI 101-150		RPI 150+					
13- 12	0- 0	0- 0		OVERALL	0- 1		2- 7		11- 4					
7- 4	0- 0	0- 0		HOME	0- 0		2- 2		5- 2					
3- 6	0- 0	0- 0		AWAY	0- 0		0- 5		3- 1					
3- 2	0- 0	0- 0		NEUTRAL	0- 1		0- 0		3- 1					
<hr/>														
5- 6	0- 0	0- 0		NON-CONFERENCE	0- 1		0- 3		5- 2					
1- 2	0- 0	0- 0		HOME	0- 0		0- 1		1- 1					
1- 2	0- 0	0- 0		AWAY	0- 0		0- 2		1- 0					
3- 2	0- 0	0- 0		NEUTRAL	0- 1		0- 0		3- 1					
<hr/>														
8- 6	0- 0	0- 0		CONFERENCE	0- 0		2- 4		6- 2					
6- 2	0- 0	0- 0		HOME	0- 0		2- 1		4- 1					
2- 4	0- 0	0- 0		AWAY	0- 0		0- 3		2- 1					
0- 0	0- 0	0- 0		NEUTRAL	0- 0		0- 0		0- 0					
<hr/>														
RPI S	Opponent	Score	RPI S	Opponent	Score	RPI S	Opponent	Score	RPI S	Opponent	Score			
						100 N	North Texas	0 3	108 A	Portland St.	0 3			
						108 H	Portland St.	3 1						
						110 H	North Dakota	1 3						
						123 A	Boise St.	0 3						
						125 A	UC Davis	0 3						
						134 A	Northern Ariz.	0 3						
						134 H	Northern Ariz.	3 1						
						135 A	Idaho St.	0 3						
						138 H	Cal Poly	2 3						
						160 N	Idaho	1 3						
						202 H	Central Conn. St.	3 1						
						210 H	Northern Colo.	3 2						
						211 H	Montana	0 3						
						234 A	Eastern Wash.	2 3						
						234 H	Eastern Wash.	3 1						
						239 N	Bucknell	3 2						
						254 H	San Jose St.	0 3						
						261 N	Lafayette	3 0						
						286 H	Montana St.	3 1						
						294 A	Weber St.	3 2						
						302 A	Southern Utah	3 1						
						LAST 10 GAMES						302 H	Southern Utah	3 0
						134 A	Northern Ariz.	0 3	211 H	Montana	0 3	322 A	La Salle	3 1
						302 A	Southern Utah	3 1	135 A	Idaho St.	0 3	325 N	Fairleigh Dickinson	3 0
						234 H	Eastern Wash.	3 1	294 A	Weber St.	3 2			
108 H	Portland St.	3 1	110 H	North Dakota	1 3									
286 H	Montana St.	3 1	210 H	Northern Colo.	3 2									

Non-Div. I Games:

Sacramento St.

Average RPI Win: 249		WON-LOST	WINNING	LAST 10	STRENGTH OF	OPP. STRENGTH	TEAM	ADJ	CONF.	ADJ CONF.		
Average RPI Loss: 154		RECORD	PCT. RANK	GAMES	SCHEDULE	OF SCHEDULE	RPI	RPI	RPI	RPI		
DIV. I ONLY		11- 14	.44	212	5- 5	185	255	217	.4451	224	23	25
DIV. I NON-CONF.		5- 5	.5	164	0- 0	162	251	166	.48466	176	25	24
<hr/>												
TOTALS		RPI 1-25		RPI 26-50		W-L RECORDS		RPI 51-100		RPI 101-150		RPI 150+
11- 14		0- 0		0- 0		OVERALL		0- 5		1- 2		10- 7
9- 3		0- 0		0- 0		HOME		0- 2		1- 1		8- 0
1- 8		0- 0		0- 0		AWAY		0- 2		0- 1		1- 5
1- 3		0- 0		0- 0		NEUTRAL		0- 1		0- 0		1- 2
5- 5		0- 0		0- 0		NON-CONFERENCE		0- 1		1- 1		4- 3
4- 0		0- 0		0- 0		HOME		0- 0		1- 0		3- 0
0- 2		0- 0		0- 0		AWAY		0- 0		0- 1		0- 1
1- 3		0- 0		0- 0		NEUTRAL		0- 1		0- 0		1- 2
6- 9		0- 0		0- 0		CONFERENCE		0- 4		0- 1		6- 4
5- 3		0- 0		0- 0		HOME		0- 2		0- 1		5- 0
1- 6		0- 0		0- 0		AWAY		0- 2		0- 0		1- 4
0- 0		0- 0		0- 0		NEUTRAL		0- 0		0- 0		0- 0
RPI S	Opponent	Score	RPI S	Opponent	Score	RPI S	Opponent	Score	RPI S	Opponent	Score	
						74 A Lipscomb	1	3	106 A Ole Miss	0	3	
						74 H Lipscomb	0	3	128 H Jacksonville	1	3	
						80 N Ga. Southern	0	3	145 H Samford	3	1	
						83 A East Tenn. St.	0	3	165 A FGCU	1	3	
						83 H East Tenn. St.	1	3	165 H FGCU	3	0	
									176 N Arkansas St.	2	3	
									179 N Eastern Ky.	2	3	
									189 H Coastal Caro.	3	1	
									192 A Radford	1	3	
									245 A Northern Ky.	2	3	
									245 H Northern Ky.	3	1	
									248 H North Florida	3	2	
									255 A Stetson	1	3	
									255 H Stetson	3	2	
									258 H Stony Brook	3	1	
									298 H Tennessee Tech	3	2	
									309 A Mercer	3	2	
									311 A USC Upstate	0	3	
									311 H USC Upstate	3	0	
									314 N N.C. A&T	3	0	
LAST 10 GAMES												
						245 H Northern Ky.	3	1	311 A USC Upstate	0	3	
						74 H Lipscomb	0	3	309 A Mercer	3	2	
						83 A East Tenn. St.	0	3	74 A Lipscomb	1	3	
						165 H FGCU	3	0	245 A Northern Ky.	2	3	
						255 H Stetson	3	2	248 H North Florida	3	2	

Non-Div. I Games:

Kennesaw St.

Average RPI Win:		273	WON-LOST RECORD		WINNING PCT. RANK		LAST 10 GAMES		STRENGTH OF SCHEDULE		OPP. STRENGTH OF SCHEDULE		TEAM RPI		ADJ RPI		CONF. RPI		ADJ CONF. RPI	
Average RPI Loss:		178																		
DIV. I ONLY			16- 10		.61538 102		6- 4		306		249		218		.44455 225		27		27	
DIV. I NON-CONF.			10- 6		.625 108		1- 0		317		233		234		.44119 230		27		27	
TOTALS		RPI 1-25		RPI 26-50		W-L RECORDS		RPI 51-100		RPI 101-150		RPI 150+								
16- 10		0- 0		0- 1		OVERALL		0- 1		0- 1		16- 7								
8- 0		0- 0		0- 0		HOME		0- 0		0- 0		8- 0								
3- 6		0- 0		0- 0		AWAY		0- 1		0- 1		3- 4								
5- 4		0- 0		0- 1		NEUTRAL		0- 0		0- 0		5- 3								
10- 6		0- 0		0- 1		NON-CONFERENCE		0- 1		0- 1		10- 3								
3- 0		0- 0		0- 0		HOME		0- 0		0- 0		3- 0								
2- 2		0- 0		0- 0		AWAY		0- 1		0- 1		2- 0								
5- 4		0- 0		0- 1		NEUTRAL		0- 0		0- 0		5- 3								
6- 4		0- 0		0- 0		CONFERENCE		0- 0		0- 0		6- 4								
5- 0		0- 0		0- 0		HOME		0- 0		0- 0		5- 0								
1- 4		0- 0		0- 0		AWAY		0- 0		0- 0		1- 4								
0- 0		0- 0		0- 0		NEUTRAL		0- 0		0- 0		0- 0								
RPI S	Opponent		Score		RPI S	Opponent		Score		RPI S	Opponent		Score		RPI S	Opponent		Score		
					45 N	Ball St.		0 3		69 A	Col. of Charleston		0 3		147 A	UNC Wilmington		1 3		
															154 N	Tennessee		1 3		
															189 A	Coastal Caro.		1 3		
															192 A	Radford		0 3		
															197 A	Western Caro.		3 0		
															200 A	Liberty		0 3		
															204 N	Boston College		3 2		
															209 H	High Point		3 1		
															232 H	Campbell		3 0		
															246 N	Charlotte		1 3		
															253 A	Gardner-Webb		2 3		
															253 H	Gardner-Webb		3 1		
															259 H	Winthrop		3 1		
															267 H	Presbyterian		3 0		
															283 N	UT Martin		1 3		
															284 N	Alabama A&M		3 0		
															287 A	Chattanooga		3 1		
															297 N	Wright St.		3 1		
															307 A	Charleston So.		3 2		
															309 N	Mercer		3 1		
															311 H	USC Upstate		3 1		
															314 H	N.C. A&T		3 0		
															314 N	N.C. A&T		3 0		
															323 H	N.C. Central		3 0		
						LAST 10 GAMES														
					232 H	Campbell		3 0		314 H	N.C. A&T		3 0		314 N	N.C. A&T		3 0		
					209 H	High Point		3 1		267 H	Presbyterian		3 0		323 H	N.C. Central		3 0		
					189 A	Coastal Caro.		1 3		259 H	Winthrop		3 1							
					307 A	Charleston So.		3 2		200 A	Liberty		0 3							
					253 A	Gardner-Webb		2 3		192 A	Radford		0 3							

Non-Div. I Games:

UNC Asheville

Average RPI Win: 258		WON-LOST RECORD	WINNING PCT. RANK		LAST 10 GAMES	STRENGTH OF SCHEDULE	OPP. STRENGTH OF SCHEDULE	TEAM RPI	ADJ RPI	CONF. RPI	ADJ CONF. RPI	
Average RPI Loss: 184												
DIV. I ONLY		16- 9	.64	86	7- 3	316	230	224	.44316	226	29	29
DIV. I NON-CONF.		9- 6	.6	117	0- 0	299	155	201	.46523	203	28	28
<hr/>												
TOTALS		RPI 1-25		RPI 26-50		W-L RECORDS		RPI 51-100		RPI 101-150		RPI 150+
16- 9		0- 0		0- 0		OVERALL		1- 2		0- 1		15- 6
10- 3		0- 0		0- 0		HOME		0- 0		0- 0		10- 3
2- 5		0- 0		0- 0		AWAY		0- 2		0- 0		2- 3
4- 1		0- 0		0- 0		NEUTRAL		1- 0		0- 1		3- 0
9- 6		0- 0		0- 0		NON-CONFERENCE		1- 2		0- 1		8- 3
4- 2		0- 0		0- 0		HOME		0- 0		0- 0		4- 2
1- 3		0- 0		0- 0		AWAY		0- 2		0- 0		1- 1
4- 1		0- 0		0- 0		NEUTRAL		1- 0		0- 1		3- 0
7- 3		0- 0		0- 0		CONFERENCE		0- 0		0- 0		7- 3
6- 1		0- 0		0- 0		HOME		0- 0		0- 0		6- 1
1- 2		0- 0		0- 0		AWAY		0- 0		0- 0		1- 2
0- 0		0- 0		0- 0		NEUTRAL		0- 0		0- 0		0- 0
RPI	S	Opponent	Score	RPI	S	Opponent	Score	RPI	S	Opponent	Score	
						62 A American	2 3			106 N Ole Miss	1 3	
						73 A West Virginia	1 3			155 N Georgetown	3 2	
						98 N Maryland	3 0			157 A George Washington	0 3	
										200 N Liberty	3 1	
										206 H Delaware	2 3	
										230 H New Hampshire	1 3	
										231 H Towson	3 0	
										250 A Albany (NY)	3 2	
										250 H Albany (NY)	3 2	
										258 A Stony Brook	2 3	
										258 H Stony Brook	3 1	
										265 H George Mason	1 3	
										269 A Loyola Maryland	3 2	
										272 H Coppin St.	3 0	
										296 H Hartford	3 1	
										299 A Binghamton	2 3	
										299 H Binghamton	3 1	
										300 H NJIT	3 0	
										303 H Providence	3 1	
										305 H Saint Francis (PA)	3 0	
										322 N La Salle	3 0	
										326 H UMass Lowell	3 0	
				LAST 10 GAMES								
				250 H Albany (NY)	3 2	299 A Binghamton	2 3					
				299 H Binghamton	3 1	250 A Albany (NY)	3 2					
				258 A Stony Brook	2 3	230 H New Hampshire	1 3					
				303 H Providence	3 1	326 H UMass Lowell	3 0					
				296 H Hartford	3 1	258 H Stony Brook	3 1					

Non-Div. I Games:

UMBC

Average RPI Win: 240		WON-LOST RECORD		WINNING PCT. RANK		LAST 10 GAMES		STRENGTH OF SCHEDULE		OPP. STRENGTH OF SCHEDULE		TEAM RPI		ADJ RPI		CONF. RPI		ADJ CONF. RPI					
Average RPI Loss: 148																							
DIV. I ONLY		12- 13		.48 188		3- 7		254		180		220		.442 228		14		14					
DIV. I NON-CONF.		8- 6		.57143 140		0- 1		260		234		196		.45884 211		14		14					
TOTALS		RPI 1-25		RPI 26-50		W-L RECORDS		RPI 51-100		RPI 101-150		RPI 150+											
12- 13		0- 0		0- 2		OVERALL		1- 1		0- 3		11- 7											
7- 7		0- 0		0- 1		HOME		0- 0		0- 2		7- 4											
2- 5		0- 0		0- 1		AWAY		0- 1		0- 1		2- 2											
3- 1		0- 0		0- 0		NEUTRAL		1- 0		0- 0		2- 1											
8- 6		0- 0		0- 0		NON-CONFERENCE		1- 0		0- 1		7- 5											
4- 4		0- 0		0- 0		HOME		0- 0		0- 1		4- 3											
1- 1		0- 0		0- 0		AWAY		0- 0		0- 0		1- 1											
3- 1		0- 0		0- 0		NEUTRAL		1- 0		0- 0		2- 1											
4- 7		0- 0		0- 2		CONFERENCE		0- 1		0- 2		4- 2											
3- 3		0- 0		0- 1		HOME		0- 0		0- 1		3- 1											
1- 4		0- 0		0- 1		AWAY		0- 1		0- 1		1- 1											
0- 0		0- 0		0- 0		NEUTRAL		0- 0		0- 0		0- 0											
RPI	S	Opponent		Score		RPI	S	Opponent		Score		RPI	S	Opponent		Score		RPI	S	Opponent		Score	
						50	A	Louisville		1	3	86	N	Valparaiso		3	0	112	H	UALR		0	3
						50	H	Louisville		0	3	92	A	UCF		1	3	114	A	South Fla.		1	3
																		124	H	SMU		1	3
																		163	A	Temple		0	3
																		166	N	Miami (OH)		1	3
																		174	A	Belmont		3	2
																		176	H	Arkansas St.		1	3
																		191	H	Houston		2	3
																		197	H	Western Caro.		2	3
																		198	H	Connecticut		3	2
																		203	H	Austin Peay		3	1
																		233	A	Evansville		2	3
																		251	H	Tennessee St.		2	3
																		253	N	Gardner-Webb		3	0
																		266	A	Cincinnati		3	2
																		266	H	Cincinnati		3	1
																		271	H	Southeastern La.		3	0
																		273	N	SIU Edwardsville		3	1
																		280	H	Rutgers		3	1
																		284	H	Alabama A&M		3	0
																		322	H	La Salle		3	0
LAST 10 GAMES																							
						50	H	Louisville		0	3	280	H	Rutgers		3	1						
						266	H	Cincinnati		3	1	251	H	Tennessee St.		2	3						
						92	A	UCF		1	3	191	H	Houston		2	3						
						114	A	South Fla.		1	3	124	H	SMU		1	3						
						198	H	Connecticut		3	2	163	A	Temple		0	3						

Non-Div. I Games:

Memphis

Average RPI Win:	262	WON-LOST RECORD	WINNING PCT. RANK	LAST 10 GAMES	STRENGTH OF SCHEDULE	OPP. STRENGTH OF SCHEDULE	TEAM RPI	ADJ RPI	CONF. RPI	ADJ CONF. RPI				
DIV. I ONLY		14- 12	.53846	154	8- 2	276	260	221	.44023	230	29	29		
DIV. I NON-CONF.		6- 10	.375	236	0- 0	179	171	219	.44567	225	28	28		
<hr/>														
TOTALS	RPI 1-25	RPI 26-50		W-L RECORDS		RPI 51-100		RPI 101-150		RPI 150+				
14- 12	0- 1	0- 0		OVERALL		0- 2		2- 2		12- 7				
6- 1	0- 0	0- 0		HOME		0- 1		1- 0		5- 0				
7- 5	0- 0	0- 0		AWAY		0- 1		1- 1		6- 3				
1- 6	0- 1	0- 0		NEUTRAL		0- 0		0- 1		1- 4				
6- 10	0- 1	0- 0		NON-CONFERENCE		0- 2		2- 2		4- 5				
3- 1	0- 0	0- 0		HOME		0- 1		1- 0		2- 0				
2- 3	0- 0	0- 0		AWAY		0- 1		1- 1		1- 1				
1- 6	0- 1	0- 0		NEUTRAL		0- 0		0- 1		1- 4				
8- 2	0- 0	0- 0		CONFERENCE		0- 0		0- 0		8- 2				
3- 0	0- 0	0- 0		HOME		0- 0		0- 0		3- 0				
5- 2	0- 0	0- 0		AWAY		0- 0		0- 0		5- 2				
0- 0	0- 0	0- 0		NEUTRAL		0- 0		0- 0		0- 0				
RPI	S	Opponent	Score		RPI	S	Opponent	Score		RPI	S	Opponent	Score	
10	N	Minnesota	0	3						72	H	Missouri St.	0	3
										98	A	Maryland	0	3
										101	A	Northeastern	1	3
										130	N	Villanova	0	3
										133	H	St. John's (NY)	3	0
										139	A	Harvard	3	2
										170	A	Lehigh	3	2
										182	N	Rhode Island	0	3
										182	N	Rhode Island	2	3
										198	N	Connecticut	1	3
										215	H	Brown	3	2
										217	A	Dartmouth	1	3
										226	A	UMBC	3	1
										250	A	Albany (NY)	0	3
										258	A	Stony Brook	2	3
										265	N	George Mason	1	3
										296	A	Hartford	3	0
										296	H	Hartford	3	0
										299	A	Binghamton	3	1
										303	A	Providence	3	0
										303	H	Providence	3	0
										308	H	Bryant	3	0
										326	A	UMass Lowell	3	0
										326	H	UMass Lowell	3	0
										327	N	Saint Peter's	3	0

Non-Div. I Games:

New Hampshire

Average RPI Win: 237		WON-LOST RECORD		WINNING PCT. RANK		LAST 10 GAMES		STRENGTH OF SCHEDULE		OPP. STRENGTH OF SCHEDULE		TEAM RPI		ADJ RPI		CONF. RPI		ADJ CONF. RPI	
DIV. I ONLY		8- 21		.27586 277		2- 8		93		172		228		.43796 231		13		13	
DIV. I NON-CONF.		7- 11		.38889 230		1- 0		84		178		163		.48991 162		13		13	
TOTALS		RPI 1-25		RPI 26-50		W-L RECORDS		RPI 51-100		RPI 101-150		RPI 150+							
8- 21		0- 2		0- 1		OVERALL		0- 4		1- 6		7- 8							
2- 4		0- 0		0- 0		HOME		0- 0		0- 1		2- 3							
3- 11		0- 1		0- 1		AWAY		0- 3		0- 2		3- 4							
3- 6		0- 1		0- 0		NEUTRAL		0- 1		1- 3		2- 1							
7- 11		0- 2		0- 1		NON-CONFERENCE		0- 3		1- 3		6- 2							
1- 0		0- 0		0- 0		HOME		0- 0		0- 0		1- 0							
3- 5		0- 1		0- 1		AWAY		0- 2		0- 0		3- 1							
3- 6		0- 1		0- 0		NEUTRAL		0- 1		1- 3		2- 1							
1- 10		0- 0		0- 0		CONFERENCE		0- 1		0- 3		1- 6							
1- 4		0- 0		0- 0		HOME		0- 0		0- 1		1- 3							
0- 6		0- 0		0- 0		AWAY		0- 1		0- 2		0- 3							
0- 0		0- 0		0- 0		NEUTRAL		0- 0		0- 0		0- 0							
RPI S	Opponent	Score		RPI S	Opponent	Score		RPI S	Opponent	Score		RPI S	Opponent	Score					
6 A	Missouri	0	3	44 A	North Carolina St.	1	3	61 A	Virginia Tech	1	3	101 A	Northeastern	0	3				
22 N	Michigan St.	0	3					66 A	New Mexico	1	3	101 H	Northeastern	0	3				
								69 A	Col. of Charleston	1	3	113 N	Pacific	0	3				
								82 N	Middle Tenn.	0	3	134 N	Northern Ariz.	3	0				
												145 N	Samford	0	3				
												147 A	UNC Wilmington	0	3				
												149 N	Southeast Mo. St.	1	3				
												157 A	George Washington	3	1				
												158 N	Appalachian St.	0	3				
												183 A	James Madison	1	3				
												183 H	James Madison	3	0				
												199 A	William & Mary	2	3				
												199 H	William & Mary	1	3				
												205 A	Hofstra	0	3				
												205 H	Hofstra	2	3				
												206 H	Delaware	0	3				
												219 A	Navy	3	0				
												226 A	UMBC	0	3				
												272 H	Coppin St.	3	1				
												299 N	Binghamton	3	2				
												305 N	Saint Francis (PA)	3	0				
												329 A	Delaware St.	3	2				
				LAST 10 GAMES															
				69 A	Col. of Charleston	1	3	205 A	Hofstra	0	3								
				147 A	UNC Wilmington	0	3	101 A	Northeastern	0	3								
				183 H	James Madison	3	0	199 A	William & Mary	2	3								
				199 H	William & Mary	1	3	183 A	James Madison	1	3								
				219 A	Navy	3	0	101 H	Northeastern	0	3								

Non-Div. I Games: Abilene Christian 1 3

Towson

Average RPI Win:	243	WON-LOST RECORD	WINNING PCT. RANK	LAST 10 GAMES	STRENGTH OF SCHEDULE	OPP. STRENGTH OF SCHEDULE	TEAM RPI	ADJ RPI	CONF. RPI	ADJ CONF. RPI							
DIV. I ONLY		13- 14	.48148 185	3- 7	224	250	215	.4376 232	27	27							
DIV. I NON-CONF.		10- 7	.58824 132	1- 0	200	232	156	.49335 160	27	27							
<hr/>																	
TOTALS	RPI 1-25	RPI 26-50		W-L RECORDS	RPI 51-100		RPI 101-150		RPI 150+								
13- 14	0- 0	0- 0		OVERALL	0- 3		1- 1		12- 10								
7- 4	0- 0	0- 0		HOME	0- 0		1- 0		6- 4								
4- 6	0- 0	0- 0		AWAY	0- 1		0- 0		4- 5								
2- 4	0- 0	0- 0		NEUTRAL	0- 2		0- 1		2- 1								
<hr/>																	
10- 7	0- 0	0- 0		NON-CONFERENCE	0- 3		1- 1		9- 3								
6- 0	0- 0	0- 0		HOME	0- 0		1- 0		5- 0								
2- 3	0- 0	0- 0		AWAY	0- 1		0- 0		2- 2								
2- 4	0- 0	0- 0		NEUTRAL	0- 2		0- 1		2- 1								
<hr/>																	
3- 7	0- 0	0- 0		CONFERENCE	0- 0		0- 0		3- 7								
1- 4	0- 0	0- 0		HOME	0- 0		0- 0		1- 4								
2- 3	0- 0	0- 0		AWAY	0- 0		0- 0		2- 3								
0- 0	0- 0	0- 0		NEUTRAL	0- 0		0- 0		0- 0								
<hr/>																	
RPI S	Opponent	Score	RPI S	Opponent	Score	RPI S	Opponent	Score	RPI S	Opponent	Score						
						73 N	West Virginia	0	3	134 N	Northern Ariz.	0	3				
						77 N	Wake Forest	1	3	147 H	UNC Wilmington	3	2				
						94 A	Morehead St.	1	3	155 H	Georgetown	3	2				
										181 N	Cleveland St.	1	3				
										183 A	James Madison	1	3				
										185 A	Elon	0	3				
										189 A	Coastal Caro.	2	3				
										192 H	Radford	2	3				
										194 N	Hampton	3	1				
										199 A	William & Mary	3	2				
						200 H	Liberty	1	3								
						209 A	High Point	3	2								
						209 H	High Point	1	3								
						221 H	East Carolina	3	1								
						225 A	UNC Asheville	0	3								
						249 H	Indiana St.	3	2								
						253 A	Gardner-Webb	1	3								
						254 N	San Jose St.	3	2								
						259 H	Winthrop	3	2								
						267 H	Presbyterian	2	3								
						307 A	Charleston So.	3	0								
						314 A	N.C. A&T	3	0								
						323 H	N.C. Central	3	0								
						324 H	South Carolina St.	3	0								
						LAST 10 GAMES											
						225 A	UNC Asheville	0	3	267 H	Presbyterian	2	3	323 H	N.C. Central	3	0
						253 A	Gardner-Webb	1	3	192 H	Radford	2	3	324 H	South Carolina St.	3	0
						209 H	High Point	1	3	200 H	Liberty	1	3				
						324 H	South Carolina St.	3	0	189 A	Coastal Caro.	2	3				
						259 H	Winthrop	3	2	307 A	Charleston So.	3	0				

Non-Div. I Games:

Campbell

Average RPI Win: 257		WON-LOST	WINNING	LAST 10	STRENGTH OF		OPP. STRENGTH	TEAM	ADJ	CONF.	ADJ CONF.
Average RPI Loss: 142		RECORD	PCT. RANK	GAMES	SCHEDULE		OF SCHEDULE	RPI	RPI	RPI	RPI
DIV. I ONLY		8- 16	.33333	260	3- 7		159	211	235	.43554	233
DIV. I NON-CONF.		5- 6	.45455	198	0- 0		234	289	230	.43843	235
TOTALS		RPI 1-25	RPI 26-50		W-L RECORDS		RPI 51-100		RPI 101-150		RPI 150+
8- 16	0- 0	0- 0		OVERALL		0- 7		0- 1		8- 8	
4- 6	0- 0	0- 0		HOME		0- 4		0- 1		4- 1	
3- 8	0- 0	0- 0		AWAY		0- 3		0- 0		3- 5	
1- 2	0- 0	0- 0		NEUTRAL		0- 0		0- 0		1- 2	
5- 6	0- 0	0- 0		NON-CONFERENCE		0- 1		0- 0		5- 5	
2- 1	0- 0	0- 0		HOME		0- 1		0- 0		2- 0	
2- 3	0- 0	0- 0		AWAY		0- 0		0- 0		2- 3	
1- 2	0- 0	0- 0		NEUTRAL		0- 0		0- 0		1- 2	
3- 10	0- 0	0- 0		CONFERENCE		0- 6		0- 1		3- 3	
2- 5	0- 0	0- 0		HOME		0- 3		0- 1		2- 1	
1- 5	0- 0	0- 0		AWAY		0- 3		0- 0		1- 2	
0- 0	0- 0	0- 0		NEUTRAL		0- 0		0- 0		0- 0	
RPI S	Opponent	Score	RPI S	Opponent	Score	RPI S	Opponent	Score	RPI S	Opponent	Score
						55 A	Wichita St.	0 3	137 H	Southern Ill.	1 3
						55 H	Wichita St.	0 3	166 A	Miami (OH)	0 3
						60 H	UNI	0 3	169 A	Loyola Chicago	0 3
						72 A	Missouri St.	0 3	169 H	Loyola Chicago	0 3
						72 H	Missouri St.	0 3	174 A	Belmont	1 3
						81 A	Illinois St.	0 3	194 N	Hampton	2 3
						86 H	Valparaiso	1 3	213 A	Bradley	3 2
									213 H	Bradley	3 1
									228 H	Memphis	3 2
									245 N	Northern Ky.	1 3
									249 A	Indiana St.	0 3
									257 A	Murray St.	3 0
									257 N	Murray St.	3 0
									273 H	SIU Edwardsville	3 1
									283 A	UT Martin	2 3
									292 H	Drake	3 0
									323 A	N.C. Central	3 0
LAST 10 GAMES											
						72 H	Missouri St.	0 3	292 H	Drake	3 0
						55 H	Wichita St.	0 3	60 H	UNI	0 3
						169 A	Loyola Chicago	0 3	55 A	Wichita St.	0 3
						213 A	Bradley	3 2	72 A	Missouri St.	0 3
						137 H	Southern Ill.	1 3	213 H	Bradley	3 1

Non-Div. I Games:

Evansville

Average RPI Win:		266	WON-LOST RECORD		WINNING PCT. RANK		LAST 10 GAMES		STRENGTH OF SCHEDULE		OPP. STRENGTH OF SCHEDULE		TEAM RPI		ADJ RPI		CONF. RPI		ADJ CONF. RPI	
DIV. I ONLY			8- 17		.32 266		3- 7		179		164		242		.43449 234		25		24	
DIV. I NON-CONF.			3- 8		.27273 271		0- 0		76		68		182		.48566 172		19		18	
TOTALS		RPI 1-25		RPI 26-50		W-L RECORDS		RPI 51-100		RPI 101-150		RPI 150+								
8- 17		0- 2		0- 2		OVERALL		0- 3		0- 5		8- 5								
3- 3		0- 0		0- 0		HOME		0- 0		0- 2		3- 1								
3- 10		0- 1		0- 1		AWAY		0- 1		0- 3		3- 4								
2- 4		0- 1		0- 1		NEUTRAL		0- 2		0- 0		2- 0								
3- 8		0- 2		0- 2		NON-CONFERENCE		0- 3		0- 0		3- 1								
0- 0		0- 0		0- 0		HOME		0- 0		0- 0		0- 0								
1- 4		0- 1		0- 1		AWAY		0- 1		0- 0		1- 1								
2- 4		0- 1		0- 1		NEUTRAL		0- 2		0- 0		2- 0								
5- 9		0- 0		0- 0		CONFERENCE		0- 0		0- 5		5- 4								
3- 3		0- 0		0- 0		HOME		0- 0		0- 2		3- 1								
2- 6		0- 0		0- 0		AWAY		0- 0		0- 3		2- 3								
0- 0		0- 0		0- 0		NEUTRAL		0- 0		0- 0		0- 0								
RPI	S	Opponent		Score		RPI	S	Opponent		Score		RPI	S	Opponent		Score				
5	N	Southern California		0	3	37	A	Oregon		0	3	59	A	Washington St.		0	3			
15	A	San Diego		0	3	42	N	Ohio		0	3	63	N	UC Santa Barbara		0	3			
												99	N	South Dakota		2	3			
														108	A	Portland St.	0	3		
														108	H	Portland St.	1	3		
														110	A	North Dakota	0	3		
														134	A	Northern Ariz.	0	3		
														135	H	Idaho St.	1	3		
														208	A	Seattle	3	0		
														210	A	Northern Colo.	1	3		
														211	A	Montana	1	3		
														211	H	Montana	1	3		
														217	N	Texas Tech	3	1		
														223	A	Sacramento St.	1	3		
														223	H	Sacramento St.	3	2		
														254	A	San Jose St.	2	3		
														286	A	Montana St.	3	1		
														286	H	Montana St.	3	2		
														294	H	Weber St.	3	0		
														302	A	Southern Utah	3	1		
														308	N	Bryant	3	0		
LAST 10 GAMES																				
286 A Montana St.						3	1	294 H Weber St.						3	0					
211 A Montana						1	3	210 A Northern Colo.						1	3					
108 H Portland St.						1	3	110 A North Dakota						0	3					
223 A Sacramento St.						1	3	134 A Northern Ariz.						0	3					
135 H Idaho St.						1	3	302 A Southern Utah						3	1					

Non-Div. I Games:

Eastern Wash.

Average RPI Win: 236		WON-LOST RECORD		WINNING PCT. RANK		LAST 10 GAMES		STRENGTH OF SCHEDULE		OPP. STRENGTH OF SCHEDULE		TEAM RPI		ADJ RPI		CONF. RPI		ADJ CONF. RPI	
Average RPI Loss: 146																			
DIV. I ONLY		9- 18		.33333 260		3- 7		157		209		234		.43281 235		16		16	
DIV. I NON-CONF.		5- 9		.35714 243		0- 0		178		209		227		.44293 228		17		16	
TOTALS		RPI 1-25		RPI 26-50		W-L RECORDS		RPI 51-100		RPI 101-150		RPI 150+							
9- 18		0- 0		0- 1		OVERALL		1- 2		0- 7		8- 8							
5- 3		0- 0		0- 0		HOME		1- 1		0- 2		4- 0							
2- 9		0- 0		0- 0		AWAY		0- 1		0- 3		2- 5							
2- 6		0- 0		0- 1		NEUTRAL		0- 0		0- 2		2- 3							
5- 9		0- 0		0- 1		NON-CONFERENCE		1- 1		0- 3		4- 4							
2- 0		0- 0		0- 0		HOME		1- 0		0- 0		1- 0							
1- 3		0- 0		0- 0		AWAY		0- 1		0- 1		1- 1							
2- 6		0- 0		0- 1		NEUTRAL		0- 0		0- 2		2- 3							
4- 9		0- 0		0- 0		CONFERENCE		0- 1		0- 4		4- 4							
3- 3		0- 0		0- 0		HOME		0- 1		0- 2		3- 0							
1- 6		0- 0		0- 0		AWAY		0- 0		0- 2		1- 4							
0- 0		0- 0		0- 0		NEUTRAL		0- 0		0- 0		0- 0							
RPI S	Opponent	Score		RPI S	Opponent	Score		RPI S	Opponent	Score		RPI S	Opponent	Score					
				41 N	Alabama	1	3	56 H	Western Ky.	0	3	109 A	Clemson	1	3				
								67 A	Auburn	1	3	112 A	UALR	0	3				
								80 H	Ga. Southern	3	0	112 H	UALR	2	3				
												121 A	Texas St.	1	3				
												121 H	Texas St.	1	3				
												133 N	St. John's (NY)	0	3				
												148 N	Green Bay	1	3				
												151 A	Texas-Arlington	2	3				
												176 A	Arkansas St.	2	3				
												180 A	Georgia Tech	3	1				
												186 N	Stephen F. Austin	2	3				
												187 A	Southern Miss.	0	3				
												198 N	Connecticut	2	3				
												201 A	South Ala.	3	0				
												206 N	Delaware	2	3				
												214 A	La.-Lafayette	0	3				
												214 H	La.-Lafayette	3	0				
												247 H	Georgia St.	3	1				
												289 H	Alabama St.	3	0				
												290 A	La.-Monroe	2	3				
												290 H	La.-Monroe	3	0				
												309 N	Mercer	3	2				
												312 N	Jackson St.	3	0				
				LAST 10 GAMES															
				290 A	La.-Monroe	2	3	121 A	Texas St.	1	3	312 N	Jackson St.	3	0				
				214 A	La.-Lafayette	0	3	290 H	La.-Monroe	3	0								
				121 H	Texas St.	1	3	247 H	Georgia St.	3	1								
				112 A	UALR	0	3	112 H	UALR	2	3								
				151 A	Texas-Arlington	2	3	214 H	La.-Lafayette	3	0								

Non-Div. I Games:

Troy

Average RPI Win:		270	WON-LOST RECORD		WINNING PCT. RANK		LAST 10 GAMES		STRENGTH OF SCHEDULE		OPP. STRENGTH OF SCHEDULE		TEAM RPI		ADJ RPI		CONF. RPI		ADJ CONF. RPI	
Average RPI Loss:		169	12- 13		.48 188		7- 3		259		264		230		.43067 236		28		28	
DIV. I ONLY			12- 13		.48 188		7- 3		259		264		230		.43067 236		28		28	
DIV. I NON-CONF.			2- 8		.2 285		0- 0		156		78		250		.42965 241		29		29	
TOTALS		RPI 1-25		RPI 26-50		W-L RECORDS		RPI 51-100		RPI 101-150		RPI 150+								
12- 13		0- 2		0- 0		OVERALL		0- 2		0- 1		12- 8								
8- 1		0- 0		0- 0		HOME		0- 0		0- 0		8- 1								
3- 7		0- 1		0- 0		AWAY		0- 1		0- 0		3- 5								
1- 5		0- 1		0- 0		NEUTRAL		0- 1		0- 1		1- 2								
2- 8		0- 2		0- 0		NON-CONFERENCE		0- 2		0- 1		2- 3								
1- 0		0- 0		0- 0		HOME		0- 0		0- 0		1- 0								
0- 3		0- 1		0- 0		AWAY		0- 1		0- 0		0- 1								
1- 5		0- 1		0- 0		NEUTRAL		0- 1		0- 1		1- 2								
10- 5		0- 0		0- 0		CONFERENCE		0- 0		0- 0		10- 5								
7- 1		0- 0		0- 0		HOME		0- 0		0- 0		7- 1								
3- 4		0- 0		0- 0		AWAY		0- 0		0- 0		3- 4								
0- 0		0- 0		0- 0		NEUTRAL		0- 0		0- 0		0- 0								
RPI	S	Opponent		Score		RPI	S	Opponent		Score		RPI	S	Opponent		Score				
3	A	Florida		0	3					76	A	Pepperdine	0	3	120	N	Buffalo	1	3	
13	N	Wisconsin		0	3					97	N	Western Mich.	0	3	155	N	Georgetown	1	3	
															177	H	Fairfield	3	1	
															184	A	Marist	0	3	
															184	H	Marist	3	1	
															206	N	Delaware	3	0	
															227	A	Siena	2	3	
															227	H	Siena	3	0	
															238	A	Cornell	1	3	
															239	N	Bucknell	0	3	
															241	A	Manhattan	2	3	
															278	A	Canisius	2	3	
															278	H	Canisius	3	0	
															282	A	Rider	3	0	
															282	H	Rider	3	1	
															316	H	Quinnipiac	3	0	
															319	H	St. Francis Brooklyn	3	0	
															320	A	Niagara	3	0	
															320	H	Niagara	2	3	
															327	A	Saint Peter's	3	0	
															327	H	Saint Peter's	3	0	
						LAST 10 GAMES														
				320	H	Niagara	2	3			327	H	Saint Peter's	3	0					
				278	H	Canisius	3	0			282	H	Rider	3	1					
				282	A	Rider	3	0			241	A	Manhattan	2	3					
				227	H	Siena	3	0			320	A	Niagara	3	0					
				184	H	Marist	3	1			278	A	Canisius	2	3					

Non-Div. I Games:

Iona

Average RPI Win:	262	WON-LOST RECORD	WINNING PCT. RANK	LAST 10 GAMES	STRENGTH OF SCHEDULE	OPP. STRENGTH OF SCHEDULE	TEAM RPI	ADJ RPI	CONF. RPI	ADJ CONF. RPI			
DIV. I ONLY		11- 16	.40741	234	2- 8	230	239	238	.43045	237	24	26	
DIV. I NON-CONF.		7- 8	.46667	189	0- 0	259	221	232	.44046	232	26	26	
<hr/>													
TOTALS	RPI 1-25	RPI 26-50		W-L RECORDS		RPI 51-100		RPI 101-150		RPI 150+			
11- 16	0- 1	0- 0		OVERALL		0- 4		0- 3		11- 8			
4- 4	0- 0	0- 0		HOME		0- 2		0- 0		4- 2			
2- 7	0- 0	0- 0		AWAY		0- 2		0- 2		2- 3			
5- 5	0- 1	0- 0		NEUTRAL		0- 0		0- 1		5- 3			
<hr/>													
7- 8	0- 1	0- 0		NON-CONFERENCE		0- 2		0- 2		7- 3			
0- 1	0- 0	0- 0		HOME		0- 1		0- 0		0- 0			
2- 2	0- 0	0- 0		AWAY		0- 1		0- 1		2- 0			
5- 5	0- 1	0- 0		NEUTRAL		0- 0		0- 1		5- 3			
<hr/>													
4- 8	0- 0	0- 0		CONFERENCE		0- 2		0- 1		4- 5			
4- 3	0- 0	0- 0		HOME		0- 1		0- 0		4- 2			
0- 5	0- 0	0- 0		AWAY		0- 1		0- 1		0- 3			
0- 0	0- 0	0- 0		NEUTRAL		0- 0		0- 0		0- 0			
<hr/>													
RPI S	Opponent	Score		RPI S	Opponent	Score		RPI S	Opponent	Score			
10 N	Minnesota	0	3			67 H	Auburn	0	3	115 A	UAB	1	3
						74 A	Lipscomb	0	3	145 N	Samford	0	3
						94 A	Morehead St.	0	3	149 A	Southeast Mo. St.	0	3
						94 H	Morehead St.	0	3	154 A	Tennessee	3	2
										174 A	Belmont	0	3
										174 H	Belmont	0	3
										179 A	Eastern Ky.	1	3
										179 H	Eastern Ky.	1	3
										180 N	Georgia Tech	0	3
										189 N	Coastal Caro.	0	3
										201 N	South Ala.	3	1
										203 H	Austin Peay	3	2
										251 A	Tennessee St.	0	3
										251 H	Tennessee St.	3	0
										257 H	Murray St.	3	2
										267 N	Presbyterian	3	0
										289 A	Alabama St.	3	0
										298 H	Tennessee Tech	3	0
										306 N	New Orleans	3	0
										309 N	Mercer	1	3
										321 N	Ark.-Pine Bluff	3	0
										331 N	Savannah St.	3	0
				LAST 10 GAMES									
				94 H	Morehead St.	0	3	94 A	Morehead St.	0	3		
				179 H	Eastern Ky.	1	3	251 H	Tennessee St.	3	0		
				174 A	Belmont	0	3	174 H	Belmont	0	3		
				251 A	Tennessee St.	0	3	149 A	Southeast Mo. St.	0	3		
				179 A	Eastern Ky.	1	3	298 H	Tennessee Tech	3	0		

Non-Div. I Games:

Jacksonville St.

Average RPI Win: 236		WON-LOST	WINNING	LAST 10	STRENGTH OF		OPP. STRENGTH	TEAM	ADJ	CONF.	ADJ CONF.
Average RPI Loss: 164		RECORD	PCT. RANK	GAMES	SCHEDULE		OF SCHEDULE	RPI	RPI	RPI	RPI
DIV. I ONLY		7- 13	.35	256	3- 7		184	219	239	.42898	238
DIV. I NON-CONF.		4- 6	.4	219	1- 0		136	191	192	.4729	191
TOTALS		RPI 1-25	RPI 26-50		W-L RECORDS		RPI 51-100		RPI 101-150		RPI 150+
7- 13	0- 0	0- 1		OVERALL		0- 2		1- 3		6- 7	
3- 5	0- 0	0- 1		HOME		0- 0		0- 1		3- 3	
3- 5	0- 0	0- 0		AWAY		0- 0		1- 2		2- 3	
1- 3	0- 0	0- 0		NEUTRAL		0- 2		0- 0		1- 1	
4- 6	0- 0	0- 0		NON-CONFERENCE		0- 2		1- 2		3- 2	
1- 2	0- 0	0- 0		HOME		0- 0		0- 1		1- 1	
2- 1	0- 0	0- 0		AWAY		0- 0		1- 1		1- 0	
1- 3	0- 0	0- 0		NEUTRAL		0- 2		0- 0		1- 1	
3- 7	0- 0	0- 1		CONFERENCE		0- 0		0- 1		3- 5	
2- 3	0- 0	0- 1		HOME		0- 0		0- 0		2- 2	
1- 4	0- 0	0- 0		AWAY		0- 0		0- 1		1- 3	
0- 0	0- 0	0- 0		NEUTRAL		0- 0		0- 0		0- 0	
RPI S	Opponent	Score	RPI S	Opponent	Score	RPI S	Opponent	Score	RPI S	Opponent	Score
			46 H Yale	0	3	53 N Colgate	0	3	105 A LIU Brooklyn	2	3
						94 N Morehead St.	1	3	116 A Pittsburgh	3	2
									120 H Buffalo	0	3
									139 A Harvard	1	3
									175 A Penn	2	3
									175 H Penn	2	3
									177 N Fairfield	3	0
									215 H Brown	1	3
									217 A Dartmouth	2	3
									236 H Iona	3	1
									239 H Bucknell	2	3
									270 A Princeton	0	3
									270 H Princeton	3	1
									276 A Columbia	3	2
									276 H Columbia	3	2
									280 N Rutgers	2	3
									299 A Binghamton	3	2
LAST 10 GAMES											
			270 A Princeton	0	3	299 A Binghamton	3	2			
			175 A Penn	2	3	217 A Dartmouth	2	3			
			276 A Columbia	3	2	139 A Harvard	1	3			
			215 H Brown	1	3	175 H Penn	2	3			
			46 H Yale	0	3	270 H Princeton	3	1			

Non-Div. I Games:

Cornell

Average RPI Win:	277	WON-LOST	WINNING	LAST 10	STRENGTH OF	OPP. STRENGTH	TEAM	ADJ	CONF.	ADJ CONF.						
Average RPI Loss:	154	RECORD	PCT. RANK	GAMES	SCHEDULE	OF SCHEDULE	RPI	RPI	RPI	RPI						
DIV. I ONLY		9- 14	.3913 241	3- 7	203	259	236	.42872 239	15	15						
DIV. I NON-CONF.		7- 3	.7 76	1- 0	302	322	198	.46641 200	20	21						
<hr/>																
TOTALS	RPI 1-25	RPI 26-50		W-L RECORDS		RPI 51-100		RPI 101-150		RPI 150+						
9- 14	0- 0	0- 0		OVERALL		0- 6		0- 1		9- 7						
4- 6	0- 0	0- 0		HOME		0- 3		0- 0		4- 3						
3- 6	0- 0	0- 0		AWAY		0- 3		0- 0		3- 3						
2- 2	0- 0	0- 0		NEUTRAL		0- 0		0- 1		2- 1						
<hr/>																
7- 3	0- 0	0- 0		NON-CONFERENCE		0- 0		0- 1		7- 2						
2- 1	0- 0	0- 0		HOME		0- 0		0- 0		2- 1						
3- 0	0- 0	0- 0		AWAY		0- 0		0- 0		3- 0						
2- 2	0- 0	0- 0		NEUTRAL		0- 0		0- 1		2- 1						
<hr/>																
2- 11	0- 0	0- 0		CONFERENCE		0- 6		0- 0		2- 5						
2- 5	0- 0	0- 0		HOME		0- 3		0- 0		2- 2						
0- 6	0- 0	0- 0		AWAY		0- 3		0- 0		0- 3						
0- 0	0- 0	0- 0		NEUTRAL		0- 0		0- 0		0- 0						
<hr/>																
RPI S	Opponent	Score	RPI S	Opponent	Score	RPI S	Opponent	Score	RPI S	Opponent	Score					
						53 A Colgate	0	3	120 N Buffalo	0	3					
						53 H Colgate	0	3	170 H Lehigh	0	3					
						62 A American	0	3	219 A Navy	0	3					
						62 H American	0	3	219 H Navy	0	3					
						87 A Army	0	3	223 N Sacramento St.	2	3					
						87 H Army	2	3	236 N Iona	3	0					
									238 A Cornell	3	2					
									244 A Howard	3	2					
									256 A Holy Cross	0	3					
									256 H Holy Cross	3	1					
									261 A Lafayette	1	3					
									269 H Loyola Maryland	3	1					
									278 H Canisius	2	3					
									282 H Rider	3	1					
									322 A La Salle	3	1					
									325 H Fairleigh Dickinson	3	2					
									325 N Fairleigh Dickinson	3	0					
						<hr/>										
									LAST 10 GAMES							
219 A Navy			0	3	53 H Colgate	0	3									
62 A American			0	3	244 A Howard	3	2									
256 H Holy Cross			3	1	269 H Loyola Maryland	3	1									
87 H Army			2	3	261 A Lafayette	1	3									
53 A Colgate			0	3	170 H Lehigh	0	3									

Non-Div. I Games:

Bucknell

Average RPI Win: 312		WON-LOST RECORD		WINNING PCT. RANK		LAST 10 GAMES		STRENGTH OF SCHEDULE		OPP. STRENGTH OF SCHEDULE		TEAM RPI		ADJ RPI		CONF. RPI		ADJ CONF. RPI	
DIV. I ONLY		10- 9		.52632 158		8- 1		283		330		248		.42839 240		33		33	
DIV. I NON-CONF.		1- 7		.125 300		1- 0		15		275		208		.46262 204		33		32	
TOTALS		RPI 1-25		RPI 26-50		W-L RECORDS		RPI 51-100		RPI 101-150		RPI 150+							
10- 9		0- 0		0- 0		OVERALL		0- 3		0- 2		10- 4							
7- 2		0- 0		0- 0		HOME		0- 1		0- 0		7- 1							
3- 3		0- 0		0- 0		AWAY		0- 1		0- 1		3- 1							
0- 4		0- 0		0- 0		NEUTRAL		0- 1		0- 1		0- 2							
1- 7		0- 0		0- 0		NON-CONFERENCE		0- 3		0- 2		1- 2							
1- 2		0- 0		0- 0		HOME		0- 1		0- 0		1- 1							
0- 2		0- 0		0- 0		AWAY		0- 1		0- 1		0- 0							
0- 3		0- 0		0- 0		NEUTRAL		0- 1		0- 1		0- 1							
9- 2		0- 0		0- 0		CONFERENCE		0- 0		0- 0		9- 2							
6- 0		0- 0		0- 0		HOME		0- 0		0- 0		6- 0							
3- 1		0- 0		0- 0		AWAY		0- 0		0- 0		3- 1							
0- 1		0- 0		0- 0		NEUTRAL		0- 0		0- 0		0- 1							
RPI	S	Opponent		Score	RPI	S	Opponent		Score	RPI	S	Opponent		Score					
							70 A	Tulane	0 3			110 N	North Dakota	0 3					
							90 H	Oral Roberts	0 3			136 A	UTEP	0 3					
							90 N	Oral Roberts	0 3			191 H	Houston	2 3					
												216 N	Florida A&M	0 3					
												275 H	Tex.-Pan American	3 1					
												289 H	Alabama St.	3 2					
												310 A	Prairie View	3 0					
												310 H	Prairie View	3 0					
												315 A	Southern U.	2 3					
												315 H	Southern U.	3 1					
												315 H	Southern U.	3 2					
												315 N	Southern U.	2 3					
												321 A	Ark.-Pine Bluff	3 1					
												321 H	Ark.-Pine Bluff	3 0					
												330 A	Grambling	3 0					
												330 H	Grambling	3 0					
LAST 10 GAMES																			
							321 H	Ark.-Pine Bluff	3 0			330 H	Grambling	3 0					
							315 A	Southern U.	2 3			321 A	Ark.-Pine Bluff	3 1					
							289 H	Alabama St.	3 2			330 A	Grambling	3 0					
							315 H	Southern U.	3 2			275 H	Tex.-Pan American	3 1					
							310 A	Prairie View	3 0			216 N	Florida A&M	0 3					

Non-Div. I Games: Ouachita Baptist 3 1 Huston-Tillotson 3 0

Texas Southern

Average RPI Win:	282	WON-LOST	WINNING	LAST 10	STRENGTH OF	OPP. STRENGTH	TEAM	ADJ	CONF.	ADJ CONF.				
Average RPI Loss:	224	RECORD	PCT. RANK	GAMES	SCHEDULE	OF SCHEDULE	RPI	RPI	RPI	RPI				
DIV. I ONLY	18- 10	.64286	84	7- 3	307	319	227	.42681	241	28	28			
DIV. I NON-CONF.	7- 7	.5	164	1- 1	296	321	259	.40478	269	29	29			
<hr/>														
TOTALS	RPI 1-25	RPI 26-50		W-L RECORDS		RPI 51-100		RPI 101-150		RPI 150+				
18- 10	0- 0	0- 0		OVERALL		0- 1		0- 0		18- 9				
9- 3	0- 0	0- 0		HOME		0- 0		0- 0		9- 3				
6- 4	0- 0	0- 0		AWAY		0- 0		0- 0		6- 4				
3- 3	0- 0	0- 0		NEUTRAL		0- 1		0- 0		3- 2				
<hr/>														
7- 7	0- 0	0- 0		NON-CONFERENCE		0- 1		0- 0		7- 6				
2- 1	0- 0	0- 0		HOME		0- 0		0- 0		2- 1				
2- 3	0- 0	0- 0		AWAY		0- 0		0- 0		2- 3				
3- 3	0- 0	0- 0		NEUTRAL		0- 1		0- 0		3- 2				
<hr/>														
11- 3	0- 0	0- 0		CONFERENCE		0- 0		0- 0		11- 3				
7- 2	0- 0	0- 0		HOME		0- 0		0- 0		7- 2				
4- 1	0- 0	0- 0		AWAY		0- 0		0- 0		4- 1				
0- 0	0- 0	0- 0		NEUTRAL		0- 0		0- 0		0- 0				
<hr/>														
RPI S	Opponent	Score	RPI S	Opponent	Score	RPI S	Opponent	Score	RPI S	Opponent	Score			
						62 N	American	1 3	177 H	Fairfield	3 0			
						184 A	Marist	3 2						
						184 H	Marist	0 3						
						202 N	Central Conn. St.	1 3						
						217 A	Dartmouth	1 3						
						227 A	Siena	0 3						
						227 H	Siena	3 0						
						236 H	Iona	3 2						
						242 A	Sacred Heart	2 3						
						244 H	Howard	3 0						
						256 A	Holy Cross	1 3						
						258 N	Stony Brook	3 0						
						263 N	Grand Canyon	0 3						
						278 A	Canisius	3 2						
						278 H	Canisius	3 0						
						282 H	Rider	2 3						
						300 H	NJIT	2 3						
						303 N	Providence	3 0						
						313 N	UMES	3 1						
						316 H	Quinnipiac	3 2						
						319 H	St. Francis Brooklyn	3 2						
						LAST 10 GAMES						320 A	Niagara	3 2
						320 H	Niagara	3 0	282 H	Rider	2 3	320 H	Niagara	3 0
						278 H	Canisius	3 0	327 H	Saint Peter's	3 0	325 A	Fairleigh Dickinson	3 0
						184 H	Marist	0 3	300 H	NJIT	2 3	326 A	UMass Lowell	3 1
227 H	Siena	3 0	236 H	Iona	3 2	327 A	Saint Peter's	3 0						
325 A	Fairleigh Dickinson	3 0	278 A	Canisius	3 2	327 H	Saint Peter's	3 0						

Non-Div. I Games:

Manhattan

Average RPI Win:		300	WON-LOST RECORD		WINNING PCT. RANK		LAST 10 GAMES		STRENGTH OF SCHEDULE		OPP. STRENGTH OF SCHEDULE		TEAM RPI		ADJ RPI		CONF. RPI		ADJ CONF. RPI	
DIV. I ONLY			13- 12		.52 164		4- 6		302		291		249		.42268 242		30		30	
DIV. I NON-CONF.			6- 9		.4 219		0- 3		256		242		252		.41845 258		30		30	
TOTALS		RPI 1-25		RPI 26-50		W-L RECORDS		RPI 51-100		RPI 101-150		RPI 150+								
13- 12		0- 0		0- 0		OVERALL		0- 1		0- 4		13- 7								
6- 3		0- 0		0- 0		HOME		0- 1		0- 1		6- 1								
5- 6		0- 0		0- 0		AWAY		0- 0		0- 2		5- 4								
2- 3		0- 0		0- 0		NEUTRAL		0- 0		0- 1		2- 2								
6- 9		0- 0		0- 0		NON-CONFERENCE		0- 1		0- 2		6- 6								
2- 2		0- 0		0- 0		HOME		0- 1		0- 0		2- 1								
2- 4		0- 0		0- 0		AWAY		0- 0		0- 1		2- 3								
2- 3		0- 0		0- 0		NEUTRAL		0- 0		0- 1		2- 2								
7- 3		0- 0		0- 0		CONFERENCE		0- 0		0- 2		7- 1								
4- 1		0- 0		0- 0		HOME		0- 0		0- 1		4- 0								
3- 2		0- 0		0- 0		AWAY		0- 0		0- 1		3- 1								
0- 0		0- 0		0- 0		NEUTRAL		0- 0		0- 0		0- 0								
RPI	S	Opponent		Score		RPI	S	Opponent		Score		RPI	S	Opponent		Score				
								62	H	American	0 3	105	A	LIU Brooklyn	0 3					
												105	H	LIU Brooklyn	0 3					
												130	A	Villanova	1 3					
												132	N	Furman	1 3					
												175	N	Penn	0 3					
												177	A	Fairfield	0 3					
												198	A	Connecticut	2 3					
												202	A	Central Conn. St.	1 3					
												205	H	Hofstra	1 3					
												206	A	Delaware	0 3					
												241	H	Manhattan	3 2					
												256	A	Holy Cross	3 0					
												258	N	Stony Brook	1 3					
												279	N	Norfolk St.	3 1					
												280	N	Rutgers	3 2					
												304	H	Robert Morris	3 0					
												305	H	Saint Francis (PA)	3 0					
												308	A	Bryant	3 1					
												313	H	UMES	3 1					
												319	A	St. Francis Brooklyn	3 0					
												319	H	St. Francis Brooklyn	3 0					
				LAST 10 GAMES								325	A	Fairleigh Dickinson	3 2					
				325	H	Fairleigh Dickinson	3 1	325	A	Fairleigh Dickinson	3 2	325	H	Fairleigh Dickinson	3 1					
				177	A	Fairfield	0 3	319	A	St. Francis Brooklyn	3 0	326	A	UMass Lowell	3 0					
				105	H	LIU Brooklyn	0 3	105	A	LIU Brooklyn	0 3									
				319	H	St. Francis Brooklyn	3 0	198	A	Connecticut	2 3									
				205	H	Hofstra	1 3	202	A	Central Conn. St.	1 3									

Non-Div. I Games:

Sacred Heart

Average RPI Win: 282		WON-LOST	WINNING	LAST 10	STRENGTH OF		OPP. STRENGTH	TEAM	ADJ		CONF.	ADJ CONF.
Average RPI Loss: 136		RECORD	PCT. RANK	GAMES	SCHEDULE		OF SCHEDULE	RPI	RPI		RPI	RPI
DIV. I ONLY		6- 18	.25 286	2- 6	153		212	259	.42255 243		21	21
DIV. I NON-CONF.		2- 10	.16667 290	0- 1	154		175	274	.41316 261		24	23
TOTALS		RPI 1-25	RPI 26-50	W-L RECORDS	RPI 51-100		RPI 101-150		RPI 150+			
6- 18	0- 0		0- 0	OVERALL	0- 6		0- 4		6- 8			
3- 6	0- 0		0- 0	HOME	0- 2		0- 0		3- 4			
1- 7	0- 0		0- 0	AWAY	0- 1		0- 2		1- 3			
2- 5	0- 0		0- 0	NEUTRAL	0- 2		0- 2		2- 1			
2- 10	0- 0		0- 0	NON-CONFERENCE	0- 4		0- 3		2- 3			
0- 2	0- 0		0- 0	HOME	0- 0		0- 0		0- 2			
0- 3	0- 0		0- 0	AWAY	0- 2		0- 1		0- 0			
2- 5	0- 0		0- 0	NEUTRAL	0- 2		0- 2		2- 1			
4- 8	0- 0		0- 0	CONFERENCE	0- 2		0- 1		4- 5			
3- 4	0- 0		0- 0	HOME	0- 2		0- 0		3- 2			
1- 4	0- 0		0- 0	AWAY	0- 0		0- 1		1- 3			
0- 0	0- 0		0- 0	NEUTRAL	0- 0		0- 0		0- 0			
RPI S	Opponent	Score	RPI S	Opponent	Score	RPI S	Opponent	Score	RPI S	Opponent	Score	
						54 N	Texas A&M	0 3	103 A	Northwestern St.	1 3	
						58 H	Central Ark.	0 3	121 A	Texas St.	0 3	
						59 N	Washington St.	0 3	124 N	SMU	0 3	
						65 A	UTSA	0 3	126 N	Loyola Marymount	0 3	
						70 A	Tulane	0 3	152 H	A&M-Corpus Christi	2 3	
						90 H	Oral Roberts	1 3	159 H	Rice	0 3	
									172 A	Sam Houston St.	0 3	
									172 H	Sam Houston St.	1 3	
									186 A	Stephen F. Austin	1 3	
									191 N	Houston	1 3	
									196 H	Houston Baptist	3 2	
									271 H	Southeastern La.	3 0	
									274 A	McNeese St.	1 3	
									275 H	Tex.-Pan American	2 3	
									291 A	Nicholls St.	3 0	
									306 H	New Orleans	3 1	
									312 N	Jackson St.	3 0	
									316 N	Quinnipiac	3 1	
				LAST 10 GAMES								
				90 H	Oral Roberts	1 3	271 H	Southeastern La.	3 0			
				58 H	Central Ark.	0 3	172 H	Sam Houston St.	1 3			
				186 A	Stephen F. Austin	1 3	70 A	Tulane	0 3			
				103 A	Northwestern St.	1 3	152 H	A&M-Corpus Christi	2 3			
				306 H	New Orleans	3 1	196 H	Houston Baptist	3 2			

Non-Div. I Games: Incarnate Word 3 0 Abilene Christian 3 0

Lamar

Average RPI Win:	257	WON-LOST RECORD	WINNING PCT. RANK	LAST 10 GAMES	STRENGTH OF SCHEDULE	OPP. STRENGTH OF SCHEDULE	TEAM RPI	ADJ RPI	CONF. RPI	ADJ CONF. RPI		
Average RPI Loss:	136											
DIV. I ONLY		10- 17	.37037	250	4- 6	234	160	244	.42169	245	23	25
DIV. I NON-CONF.		5- 8	.38462	231	0- 1	239	96	231	.441	231	25	24
<hr/>												
TOTALS	RPI 1-25	RPI 26-50		W-L RECORDS		RPI 51-100		RPI 101-150		RPI 150+		
10- 17	0- 1	0- 1		OVERALL		0- 4		0- 3		10- 8		
5- 3	0- 0	0- 0		HOME		0- 2		0- 1		5- 0		
2- 10	0- 0	0- 1		AWAY		0- 2		0- 1		2- 6		
3- 4	0- 1	0- 0		NEUTRAL		0- 0		0- 1		3- 2		
<hr/>												
5- 8	0- 1	0- 1		NON-CONFERENCE		0- 1		0- 1		5- 4		
1- 0	0- 0	0- 0		HOME		0- 0		0- 0		1- 0		
1- 4	0- 0	0- 1		AWAY		0- 1		0- 0		1- 2		
3- 4	0- 1	0- 0		NEUTRAL		0- 0		0- 1		3- 2		
<hr/>												
5- 9	0- 0	0- 0		CONFERENCE		0- 3		0- 2		5- 4		
4- 3	0- 0	0- 0		HOME		0- 2		0- 1		4- 0		
1- 6	0- 0	0- 0		AWAY		0- 1		0- 1		1- 4		
0- 0	0- 0	0- 0		NEUTRAL		0- 0		0- 0		0- 0		
<hr/>												
RPI S	Opponent	Score		RPI S	Opponent	Score		RPI S	Opponent	Score		
25 N	Michigan	0 3		30 A	Purdue	1 3		57 A	Xavier	1 3		
								74 A	Lipscomb	1 3		
								74 H	Lipscomb	0 3		
								83 H	East Tenn. St.	1 3		
								109 N	Clemson	1 3		
								128 A	Jacksonville	1 3		
								128 H	Jacksonville	2 3		
								153 N	Syracuse	3 2		
								165 A	FGCU	1 3		
								166 A	Miami (OH)	2 3		
								179 A	Eastern Ky.	1 3		
181 N	Cleveland St.	0 3										
193 N	FIU	1 3										
219 N	Navy	3 2										
224 A	Kennesaw St.	1 3										
224 H	Kennesaw St.	3 2										
233 N	Evansville	3 1										
248 A	North Florida	0 3										
248 H	North Florida	3 2										
255 A	Stetson	0 3										
266 A	Cincinnati	3 2										
297 H	Wright St.	3 1										
309 A	Mercer	3 2										
309 H	Mercer	3 1										
311 H	USC Upstate	3 2										
				LAST 10 GAMES								
				224 A	Kennesaw St.	1 3		165 A	FGCU	1 3		
				309 A	Mercer	3 2		255 A	Stetson	0 3		
				248 H	North Florida	3 2		309 H	Mercer	3 1		
				128 H	Jacksonville	2 3		224 H	Kennesaw St.	3 2		
				179 A	Eastern Ky.	1 3		74 A	Lipscomb	1 3		

Non-Div. I Games:

Northern Ky.

Average RPI Win:	274	WON-LOST RECORD	WINNING PCT. RANK	LAST 10 GAMES	STRENGTH OF SCHEDULE	OPP. STRENGTH OF SCHEDULE	TEAM RPI	ADJ RPI	CONF. RPI	ADJ CONF. RPI	
DIV. I ONLY	11- 15	.42308	222	1- 9	271	220	251	.42123	246	11	11
DIV. I NON-CONF.	10- 5	.66667	85	0- 0	316	291	226	.44561	226	11	11
TOTALS	RPI 1-25	RPI 26-50	W-L RECORDS	RPI 51-100	RPI 101-150	RPI 150+					
11- 15	0- 0	0- 1	OVERALL	0- 4	1- 1	10- 9					
4- 6	0- 0	0- 1	HOME	0- 3	1- 0	3- 2					
3- 6	0- 0	0- 0	AWAY	0- 1	0- 1	3- 4					
4- 3	0- 0	0- 0	NEUTRAL	0- 0	0- 0	4- 3					
10- 5	0- 0	0- 0	NON-CONFERENCE	0- 0	0- 0	10- 5					
3- 1	0- 0	0- 0	HOME	0- 0	0- 0	3- 1					
3- 1	0- 0	0- 0	AWAY	0- 0	0- 0	3- 1					
4- 3	0- 0	0- 0	NEUTRAL	0- 0	0- 0	4- 3					
1- 10	0- 0	0- 1	CONFERENCE	0- 4	1- 1	0- 4					
1- 5	0- 0	0- 1	HOME	0- 3	1- 0	0- 1					
0- 5	0- 0	0- 0	AWAY	0- 1	0- 1	0- 3					
0- 0	0- 0	0- 0	NEUTRAL	0- 0	0- 0	0- 0					
RPI S	Opponent	Score	RPI S	Opponent	Score	RPI S	Opponent	Score	RPI S	Opponent	Score
			38 H Tulsa	1	3	65 H UTSA	0	3	136 H UTEP	3	1
						70 H Tulane	0	3	144 A Marshall	1	3
						82 H Middle Tenn.	2	3	154 N Tennessee	0	3
						100 A North Texas	0	3	159 A Rice	0	3
									161 N Bakersfield	1	3
									185 H Elon	1	3
									190 A Fla. Atlantic	1	3
									193 A FIU	2	3
									207 A Davidson	2	3
									225 N UNC Asheville	3	1
									251 H Tennessee St.	3	0
									253 H Gardner-Webb	3	0
									277 H Louisiana Tech	1	3
									279 A Norfolk St.	3	0
									283 N UT Martin	0	3
									287 A Chattanooga	3	2
									307 N Charleston So.	3	0
									313 N UMES	3	0
									314 A N.C. A&T	3	0
									324 H South Carolina St.	3	0
									328 N Bethune-Cookman	3	0
			LAST 10 GAMES								
			136 H UTEP	3	1	159 A Rice	0	3			
			65 H UTSA	0	3	100 A North Texas	0	3			
			144 A Marshall	1	3	70 H Tulane	0	3			
			82 H Middle Tenn.	2	3	277 H Louisiana Tech	1	3			
			38 H Tulsa	1	3	190 A Fla. Atlantic	1	3			

Non-Div. I Games:

Charlotte

Average RPI Win: 251		WON-LOST	WINNING	LAST 10	STRENGTH OF		OPP. STRENGTH	TEAM	ADJ		CONF.	ADJ CONF.			
Average RPI Loss: 153		RECORD	PCT. RANK	GAMES	SCHEDULE		OF SCHEDULE	RPI	RPI		RPI	RPI			
DIV. I ONLY		9- 18	.33333	260	4- 6		190	207	245	.42099	247	16	16		
DIV. I NON-CONF.		5- 9	.35714	243	0- 0		216	214	242	.42924	243	17	16		
TOTALS		RPI 1-25	RPI 26-50		W-L RECORDS		RPI 51-100		RPI 101-150		RPI 150+				
9- 18		0- 1	0- 0		OVERALL		0- 2		1- 7		8- 8				
3- 7		0- 0	0- 0		HOME		0- 2		1- 3		2- 2				
3- 8		0- 0	0- 0		AWAY		0- 0		0- 3		3- 5				
3- 3		0- 1	0- 0		NEUTRAL		0- 0		0- 1		3- 1				
5- 9		0- 1	0- 0		NON-CONFERENCE		0- 1		1- 4		4- 3				
1- 4		0- 0	0- 0		HOME		0- 1		1- 2		0- 1				
1- 2		0- 0	0- 0		AWAY		0- 0		0- 1		1- 1				
3- 3		0- 1	0- 0		NEUTRAL		0- 0		0- 1		3- 1				
4- 9		0- 0	0- 0		CONFERENCE		0- 1		0- 3		4- 5				
2- 3		0- 0	0- 0		HOME		0- 1		0- 1		2- 1				
2- 6		0- 0	0- 0		AWAY		0- 0		0- 2		2- 4				
0- 0		0- 0	0- 0		NEUTRAL		0- 0		0- 0		0- 0				
RPI S	Opponent	Score		RPI S	Opponent	Score		RPI S	Opponent	Score		RPI S	Opponent	Score	
10 N	Minnesota	0	3					56 H	Western Ky.	0	3	109 H	Clemson	3	1
								92 H	UCF	1	3	112 A	UALR	2	3
												115 H	UAB	0	3
												120 H	Buffalo	0	3
												121 A	Texas St.	1	3
												121 H	Texas St.	0	3
												140 N	DePaul	0	3
												145 A	Samford	0	3
												151 A	Texas-Arlington	3	2
												151 H	Texas-Arlington	0	3
												176 A	Arkansas St.	2	3
												201 A	South Ala.	1	3
												207 H	Davidson	1	3
												214 A	La.-Lafayette	2	3
												214 H	La.-Lafayette	3	1
												235 A	Troy	1	3
												262 N	Wofford	3	1
												267 N	Presbyterian	1	3
												273 A	SIU Edwardsville	1	3
												290 A	La.-Monroe	3	0
												290 H	La.-Monroe	3	0
												309 N	Mercer	3	1
												311 A	USC Upstate	3	2
												321 N	Ark.-Pine Bluff	3	0
LAST 10 GAMES															
				121 A	Texas St.	1	3	214 A	La.-Lafayette	2	3				
				151 A	Texas-Arlington	3	2	201 A	South Ala.	1	3				
				290 A	La.-Monroe	3	0	235 A	Troy	1	3				
				214 H	La.-Lafayette	3	1	121 H	Texas St.	0	3				
				290 H	La.-Monroe	3	0	151 H	Texas-Arlington	0	3				

Non-Div. I Games:

Georgia St.

Average RPI Win: 286		WON-LOST RECORD		WINNING PCT. RANK		LAST 10 GAMES		STRENGTH OF SCHEDULE		OPP. STRENGTH OF SCHEDULE		TEAM RPI		ADJ RPI		CONF. RPI		ADJ CONF. RPI	
DIV. I ONLY		8- 17		.32 266		3- 7		136		302		243		.42006 248		23		25	
DIV. I NON-CONF.		4- 8		.33333 249		1- 1		130		320		236		.43348 238		25		24	
TOTALS		RPI 1-25		RPI 26-50		W-L RECORDS		RPI 51-100		RPI 101-150		RPI 150+							
8- 17		0- 0		0- 1		OVERALL		0- 5		0- 2		8- 9							
4- 5		0- 0		0- 0		HOME		0- 2		0- 1		4- 2							
2- 9		0- 0		0- 1		AWAY		0- 2		0- 1		2- 5							
2- 3		0- 0		0- 0		NEUTRAL		0- 1		0- 0		2- 2							
4- 8		0- 0		0- 1		NON-CONFERENCE		0- 2		0- 0		4- 5							
1- 2		0- 0		0- 0		HOME		0- 0		0- 0		1- 2							
1- 3		0- 0		0- 1		AWAY		0- 1		0- 0		1- 1							
2- 3		0- 0		0- 0		NEUTRAL		0- 1		0- 0		2- 2							
4- 9		0- 0		0- 0		CONFERENCE		0- 3		0- 2		4- 4							
3- 3		0- 0		0- 0		HOME		0- 2		0- 1		3- 0							
1- 6		0- 0		0- 0		AWAY		0- 1		0- 1		1- 4							
0- 0		0- 0		0- 0		NEUTRAL		0- 0		0- 0		0- 0							
RPI S	Opponent	Score		RPI S	Opponent	Score		RPI S	Opponent	Score		RPI S	Opponent	Score					
				31 A	Georgia	1	3	74 A	Lipscomb	0	3	128 A	Jacksonville	0	3				
								74 H	Lipscomb	0	3	128 H	Jacksonville	1	3				
								83 H	East Tenn. St.	2	3	165 A	FGCU	0	3				
								86 N	Valparaiso	0	3	165 H	FGCU	3	2				
								92 A	UCF	0	3	171 N	UNC Greensboro	1	3				
												190 H	Fla. Atlantic	2	3				
												214 N	La.-Lafayette	0	3				
												216 A	Florida A&M	2	3				
												216 H	Florida A&M	1	3				
												224 A	Kennesaw St.	2	3				
												245 A	Northern Ky.	2	3				
												245 H	Northern Ky.	3	0				
												255 A	Stetson	2	3				
												289 N	Alabama St.	3	0				
												309 A	Mercer	3	0				
												311 H	USC Upstate	3	1				
												318 H	Mississippi Val.	3	0				
												321 N	Ark.-Pine Bluff	3	0				
												328 A	Bethune-Cookman	3	0				
LAST 10 GAMES																			
				128 A	Jacksonville	0	3	83 H	East Tenn. St.	2	3								
				165 H	FGCU	3	2	311 H	USC Upstate	3	1								
				245 A	Northern Ky.	2	3	328 A	Bethune-Cookman	3	0								
				74 A	Lipscomb	0	3	128 H	Jacksonville	1	3								
				216 H	Florida A&M	1	3	224 A	Kennesaw St.	2	3								

Non-Div. I Games:

North Florida

Average RPI Win: 243		WON-LOST	WINNING	LAST 10	STRENGTH OF		OPP. STRENGTH	TEAM	ADJ	CONF.	ADJ CONF.
Average RPI Loss: 167		RECORD	PCT. RANK	GAMES	SCHEDULE		OF SCHEDULE	RPI	RPI	RPI	RPI
DIV. I ONLY		11- 13	.45833	202	4- 6		293	198	252	.41939	249
DIV. I NON-CONF.		7- 5	.58333	133	1- 0		327	271	279	.3963	277
TOTALS		RPI 1-25	RPI 26-50		W-L RECORDS		RPI 51-100		RPI 101-150		RPI 150+
11- 13	0- 0	0- 0		OVERALL		1- 4		0- 2		10- 7	
5- 5	0- 0	0- 0		HOME		1- 2		0- 2		4- 1	
3- 6	0- 0	0- 0		AWAY		0- 2		0- 0		3- 4	
3- 2	0- 0	0- 0		NEUTRAL		0- 0		0- 0		3- 2	
7- 5	0- 0	0- 0		NON-CONFERENCE		0- 0		0- 1		7- 4	
2- 1	0- 0	0- 0		HOME		0- 0		0- 1		2- 0	
2- 2	0- 0	0- 0		AWAY		0- 0		0- 0		2- 2	
3- 2	0- 0	0- 0		NEUTRAL		0- 0		0- 0		3- 2	
4- 8	0- 0	0- 0		CONFERENCE		1- 4		0- 1		3- 3	
3- 4	0- 0	0- 0		HOME		1- 2		0- 1		2- 1	
1- 4	0- 0	0- 0		AWAY		0- 2		0- 0		1- 2	
0- 0	0- 0	0- 0		NEUTRAL		0- 0		0- 0		0- 0	
RPI S	Opponent	Score	RPI S	Opponent	Score	RPI S	Opponent	Score	RPI S	Opponent	Score
						55 H	Wichita St.	0 3	119 H	IUPUI	1 3
						60 A	UNI	1 3	137 H	Southern Ill.	0 3
						72 H	Missouri St.	2 3	155 N	Georgetown	3 2
						81 A	Illinois St.	0 3	169 A	Loyola Chicago	1 3
						81 H	Illinois St.	3 1	169 H	Loyola Chicago	3 0
									212 H	Saint Louis	3 2
									213 A	Bradley	2 3
									213 H	Bradley	1 3
									232 A	Campbell	2 3
									233 H	Evansville	3 0
									257 N	Murray St.	1 3
									264 N	Akron	2 3
									273 A	SIU Edwardsville	3 2
									292 A	Drake	3 0
									297 A	Wright St.	1 3
									304 N	Robert Morris	3 1
									317 A	Chicago St.	3 0
									317 H	Chicago St.	3 1
									323 N	N.C. Central	3 0
LAST 10 GAMES											
						213 H	Bradley	1 3	292 A	Drake	3 0
						169 H	Loyola Chicago	3 0	55 H	Wichita St.	0 3
						81 H	Illinois St.	3 1	72 H	Missouri St.	2 3
						212 H	Saint Louis	3 2	169 A	Loyola Chicago	1 3
						60 A	UNI	1 3	213 A	Bradley	2 3

Non-Div. I Games:

Indiana St.

Average RPI Win:		278	WON-LOST RECORD		WINNING PCT. RANK		LAST 10 GAMES		STRENGTH OF SCHEDULE		OPP. STRENGTH OF SCHEDULE		TEAM RPI		ADJ RPI		CONF. RPI		ADJ CONF. RPI	
DIV. I ONLY			6- 17		.26087 282		5- 5		144		200		250		.41844 250		29		29	
DIV. I NON-CONF.			0- 13		0 318		0- 1		46		41		254		.42588 247		28		28	
TOTALS		RPI 1-25		RPI 26-50		W-L RECORDS		RPI 51-100		RPI 101-150		RPI 150+								
6- 17		0- 1		0- 3		OVERALL		0- 2		0- 3		6- 8								
4- 1		0- 0		0- 0		HOME		0- 0		0- 0		4- 1								
2- 8		0- 1		0- 1		AWAY		0- 1		0- 1		2- 4								
0- 8		0- 0		0- 2		NEUTRAL		0- 1		0- 2		0- 3								
0- 13		0- 1		0- 3		NON-CONFERENCE		0- 2		0- 3		0- 4								
0- 0		0- 0		0- 0		HOME		0- 0		0- 0		0- 0								
0- 5		0- 1		0- 1		AWAY		0- 1		0- 1		0- 1								
0- 8		0- 0		0- 2		NEUTRAL		0- 1		0- 2		0- 3								
6- 4		0- 0		0- 0		CONFERENCE		0- 0		0- 0		6- 4								
4- 1		0- 0		0- 0		HOME		0- 0		0- 0		4- 1								
2- 3		0- 0		0- 0		AWAY		0- 0		0- 0		2- 3								
0- 0		0- 0		0- 0		NEUTRAL		0- 0		0- 0		0- 0								
RPI	S	Opponent		Score		RPI	S	Opponent		Score		RPI	S	Opponent		Score				
2	A	Penn St.		0	3	28	A	North Carolina		0	3	53	A	Colgate		0	3			
						43	N	UCLA		0	3	100	N	North Texas		0	3			
						46	N	Yale		0	3									
														Northeastern		0	3			
														Pittsburgh		0	3			
														Loyola Marymount		0	3			
														George Washington		0	3			
														Eastern Ky.		2	3			
														James Madison		0	3			
														Connecticut		0	3			
														UMBC		2	3			
														UMBC		2	3			
														New Hampshire		3	0			
														Stony Brook		3	0			
														Stony Brook		3	1			
														Hartford		3	1			
														Binghamton		0	3			
														Binghamton		3	0			
														Providence		0	3			
														UMass Lowell		3	0			
						LAST 10 GAMES														
						226	A	UMBC		2	3	53	A	Colgate		0	3			
						258	A	Stony Brook		3	0	258	H	Stony Brook		3	1			
						299	A	Binghamton		0	3	226	H	UMBC		2	3			
						230	H	New Hampshire		3	0	303	A	Providence		0	3			
						326	H	UMass Lowell		3	0	296	A	Hartford		3	1			

Non-Div. I Games:

Albany (NY)

Average RPI Win:	269	WON-LOST	WINNING	LAST 10	STRENGTH OF	OPP. STRENGTH	TEAM	ADJ	CONF.	ADJ CONF.	
Average RPI Loss:	163	RECORD	PCT. RANK	GAMES	SCHEDULE	OF SCHEDULE	RPI	RPI	RPI	RPI	
DIV. I ONLY	10- 13	.43478	215	6- 4	266	242	246	.41774	251	24	26
DIV. I NON-CONF.	4- 7	.36364	240	1- 0	277	227	271	.4062	267	26	26
<hr/>											
TOTALS	RPI 1-25	RPI 26-50		W-L RECORDS	RPI 51-100		RPI 101-150		RPI 150+		
10- 13	0- 0	0- 0		OVERALL	0- 3		0- 2		10- 8		
5- 3	0- 0	0- 0		HOME	0- 1		0- 1		5- 1		
3- 6	0- 0	0- 0		AWAY	0- 1		0- 0		3- 5		
2- 4	0- 0	0- 0		NEUTRAL	0- 1		0- 1		2- 2		
<hr/>											
4- 7	0- 0	0- 0		NON-CONFERENCE	0- 2		0- 1		4- 4		
1- 0	0- 0	0- 0		HOME	0- 0		0- 0		1- 0		
1- 3	0- 0	0- 0		AWAY	0- 1		0- 0		1- 2		
2- 4	0- 0	0- 0		NEUTRAL	0- 1		0- 1		2- 2		
<hr/>											
6- 6	0- 0	0- 0		CONFERENCE	0- 1		0- 1		6- 4		
4- 3	0- 0	0- 0		HOME	0- 1		0- 1		4- 1		
2- 3	0- 0	0- 0		AWAY	0- 0		0- 0		2- 3		
0- 0	0- 0	0- 0		NEUTRAL	0- 0		0- 0		0- 0		
<hr/>											
RPI S	Opponent	Score	RPI S	Opponent	Score	RPI S	Opponent	Score	RPI S	Opponent	Score
						80 N	Ga. Southern	0 3	115 N	UAB	0 3
						94 H	Morehead St.	0 3	149 H	Southeast Mo. St.	1 3
						95 A	Indiana	1 3	164 N	Wyoming	1 3
									168 A	Eastern Ill.	1 3
									174 H	Belmont	3 2
									179 H	Eastern Ky.	0 3
									185 N	Elon	1 3
									201 A	South Ala.	1 3
									203 A	Austin Peay	0 3
									228 A	Memphis	3 2
									237 A	Jacksonville St.	0 3
									237 H	Jacksonville St.	3 0
									246 A	Charlotte	0 3
									257 A	Murray St.	3 0
									283 H	UT Martin	3 1
									284 H	Alabama A&M	3 0
									298 A	Tennessee Tech	3 0
									298 H	Tennessee Tech	3 0
									302 N	Southern Utah	3 1
									324 N	South Carolina St.	3 0
<hr/>											
LAST 10 GAMES											
						257 A	Murray St.	3 0	283 H	UT Martin	3 1
						203 A	Austin Peay	0 3	228 A	Memphis	3 2
						237 H	Jacksonville St.	3 0	237 A	Jacksonville St.	0 3
						298 H	Tennessee Tech	3 0	298 A	Tennessee Tech	3 0
						149 H	Southeast Mo. St.	1 3	168 A	Eastern Ill.	1 3

Non-Div. I Games:

Tennessee St.

Average RPI Win:	245	WON-LOST	WINNING	LAST 10	STRENGTH OF	OPP. STRENGTH	TEAM	ADJ	CONF.	ADJ CONF.	
Average RPI Loss:	139	RECORD	PCT. RANK	GAMES	SCHEDULE	OF SCHEDULE	RPI	RPI	RPI	RPI	
DIV. I ONLY	7- 18	.28	276	2- 8	170	199	255	.41664	252	17	17
DIV. I NON-CONF.	5- 10	.33333	249	0- 0	218	207	249	.41992	256	16	17
<hr/>											
TOTALS	RPI 1-25	RPI 26-50		W-L RECORDS		RPI 51-100		RPI 101-150		RPI 150+	
7- 18	0- 0	0- 1		OVERALL		0- 5		1- 5		6- 7	
3- 7	0- 0	0- 0		HOME		0- 3		1- 2		2- 2	
1- 7	0- 0	0- 0		AWAY		0- 2		0- 2		1- 3	
3- 4	0- 0	0- 1		NEUTRAL		0- 0		0- 1		3- 2	
5- 10	0- 0	0- 1		NON-CONFERENCE		0- 1		1- 3		4- 5	
2- 3	0- 0	0- 0		HOME		0- 1		1- 1		1- 1	
0- 3	0- 0	0- 0		AWAY		0- 0		0- 1		0- 2	
3- 4	0- 0	0- 1		NEUTRAL		0- 0		0- 1		3- 2	
2- 8	0- 0	0- 0		CONFERENCE		0- 4		0- 2		2- 2	
1- 4	0- 0	0- 0		HOME		0- 2		0- 1		1- 1	
1- 4	0- 0	0- 0		AWAY		0- 2		0- 1		1- 1	
0- 0	0- 0	0- 0		NEUTRAL		0- 0		0- 0		0- 0	
RPI S	Opponent	Score	RPI S	Opponent	Score	RPI S	Opponent	Score	RPI S	Opponent	Score
			45 N	Ball St.	0 3	75 H	TCU	1 3	107 A	Iowa	1 3
						86 A	Valparaiso	0 3	140 H	DePaul	0 3
						86 H	Valparaiso	1 3	144 H	Marshall	3 2
						91 A	Milwaukee	0 3	147 N	UNC Wilmington	1 3
						91 H	Milwaukee	0 3	148 A	Green Bay	0 3
									148 H	Green Bay	0 3
									167 H	Denver	0 3
									168 N	Eastern Ill.	0 3
									173 H	Oakland	0 3
									181 A	Cleveland St.	3 2
									185 N	Elon	3 1
									188 A	Youngstown St.	0 3
									195 A	Kent St.	1 3
									219 A	Navy	1 3
									229 N	Western Ill.	0 3
									292 N	Drake	3 1
									297 H	Wright St.	3 0
									299 N	Binghamton	3 0
									317 H	Chicago St.	3 1
			LAST 10 GAMES								
			91 A	Milwaukee	0 3	188 A	Youngstown St.	0 3			
			148 A	Green Bay	0 3	181 A	Cleveland St.	3 2			
			86 A	Valparaiso	0 3	148 H	Green Bay	0 3			
			173 H	Oakland	0 3	91 H	Milwaukee	0 3			
			297 H	Wright St.	3 0	86 H	Valparaiso	1 3			

Non-Div. I Games:

Ill.-Chicago

Average RPI Win: 245		WON-LOST	WINNING	LAST 10	STRENGTH OF		OPP. STRENGTH	TEAM	ADJ	CONF.	ADJ CONF.
Average RPI Loss: 203		RECORD	PCT. RANK	GAMES	SCHEDULE		OF SCHEDULE	RPI	RPI	RPI	RPI
DIV. I ONLY		13- 13	.5	174	7- 3		272	271	231	.41604	253
DIV. I NON-CONF.		7- 9	.4375	202	2- 0		293	254	261	.4011	273
TOTALS		RPI 1-25	RPI 26-50		W-L RECORDS		RPI 51-100		RPI 101-150		RPI 150+
13- 13	0- 0	0- 0		OVERALL		0- 1		0- 0		13- 12	
5- 2	0- 0	0- 0		HOME		0- 0		0- 0		5- 2	
5- 7	0- 0	0- 0		AWAY		0- 0		0- 0		5- 7	
3- 4	0- 0	0- 0		NEUTRAL		0- 1		0- 0		3- 3	
7- 9	0- 0	0- 0		NON-CONFERENCE		0- 1		0- 0		7- 8	
2- 0	0- 0	0- 0		HOME		0- 0		0- 0		2- 0	
2- 5	0- 0	0- 0		AWAY		0- 0		0- 0		2- 5	
3- 4	0- 0	0- 0		NEUTRAL		0- 1		0- 0		3- 3	
6- 4	0- 0	0- 0		CONFERENCE		0- 0		0- 0		6- 4	
3- 2	0- 0	0- 0		HOME		0- 0		0- 0		3- 2	
3- 2	0- 0	0- 0		AWAY		0- 0		0- 0		3- 2	
0- 0	0- 0	0- 0		NEUTRAL		0- 0		0- 0		0- 0	
RPI S	Opponent	Score	RPI S	Opponent	Score	RPI S	Opponent	Score	RPI S	Opponent	Score
						77 N	Wake Forest	0 3	162 A	Cal St. Fullerton	0 3
									166 N	Miami (OH)	0 3
									174 A	Belmont	2 3
									185 A	Elon	2 3
									189 A	Coastal Caro.	0 3
									192 A	Radford	3 2
									195 N	Kent St.	3 1
									197 H	Western Caro.	3 1
									199 N	William & Mary	3 1
									200 A	Liberty	3 2
									207 H	Davidson	3 0
									209 H	High Point	1 3
									221 N	East Carolina	0 3
									225 A	UNC Asheville	1 3
									225 H	UNC Asheville	3 2
									228 N	Memphis	0 3
									232 H	Campbell	3 1
									246 A	Charlotte	0 3
									259 H	Winthrop	0 3
									267 H	Presbyterian	3 2
									301 A	Citadel	1 3
									307 A	Charleston So.	3 1
									314 A	N.C. A&T	3 1
									323 N	N.C. Central	3 1
									324 A	South Carolina St.	3 0
LAST 10 GAMES											
						209 H	High Point	1 3	314 A	N.C. A&T	3 1
						232 H	Campbell	3 1	259 H	Winthrop	0 3
						189 A	Coastal Caro.	0 3	267 H	Presbyterian	3 2
						307 A	Charleston So.	3 1	207 H	Davidson	3 0
						225 H	UNC Asheville	3 2	192 A	Radford	3 2

Non-Div. I Games: Montreat 3 0 Brevard 3 0

Gardner-Webb

Average RPI Win: 256		WON-LOST RECORD		WINNING PCT. RANK		LAST 10 GAMES		STRENGTH OF SCHEDULE		OPP. STRENGTH OF SCHEDULE		TEAM RPI		ADJ RPI		CONF. RPI		ADJ CONF. RPI	
Average RPI Loss: 131																			
DIV. I ONLY		6- 17		.26087 282		3- 7		192		156		262		.41516 254		10		10	
DIV. I NON-CONF.		3- 8		.27273 271		0- 1		217		247		276		.40411 270		9		9	
TOTALS		RPI 1-25		RPI 26-50		W-L RECORDS		RPI 51-100		RPI 101-150		RPI 150+							
6- 17		0- 1		0- 0		OVERALL		0- 5		0- 5		6- 6							
3- 4		0- 0		0- 0		HOME		0- 3		0- 1		3- 0							
2- 8		0- 1		0- 0		AWAY		0- 2		0- 2		2- 3							
1- 5		0- 0		0- 0		NEUTRAL		0- 0		0- 2		1- 3							
3- 8		0- 0		0- 0		NON-CONFERENCE		0- 0		0- 3		3- 5							
1- 0		0- 0		0- 0		HOME		0- 0		0- 0		1- 0							
1- 3		0- 0		0- 0		AWAY		0- 0		0- 1		1- 2							
1- 5		0- 0		0- 0		NEUTRAL		0- 0		0- 2		1- 3							
3- 9		0- 1		0- 0		CONFERENCE		0- 5		0- 2		3- 1							
2- 4		0- 0		0- 0		HOME		0- 3		0- 1		2- 0							
1- 5		0- 1		0- 0		AWAY		0- 2		0- 1		1- 1							
0- 0		0- 0		0- 0		NEUTRAL		0- 0		0- 0		0- 0							
RPI	S	Opponent		Score		RPI	S	Opponent		Score		RPI	S	Opponent		Score			
20	A	Colorado St.		0 3								104	A	UNLV		1 3			
								64 H Utah St.		0 3				113 A Pacific		0 3			
								66 H New Mexico		1 3				123 H Boise St.		2 3			
								78 A San Diego St.		0 3				134 N Northern Ariz.		0 3			
								88 A Fresno St.		0 3				138 N Cal Poly		1 3			
								88 H Fresno St.		2 3				161 A Bakersfield		1 3			
														164 A Wyoming		1 3			
														199 A William & Mary		1 3			
														202 N Central Conn. St.		0 3			
														222 H Air Force		3 1			
														223 A Sacramento St.		3 0			
														232 N Campbell		2 3			
														234 H Eastern Wash.		3 2			
														259 N Winthrop		2 3			
														281 A Nevada		3 0			
														281 H Nevada		3 2			
														295 N UC Riverside		3 0			
						LAST 10 GAMES													
						281	A	Nevada		3 0		222	H	Air Force		3 1			
						88	H	Fresno St.		2 3		161	A	Bakersfield		1 3			
						20	A	Colorado St.		0 3		88	A	Fresno St.		0 3			
						164	A	Wyoming		1 3		281	H	Nevada		3 2			
						66	H	New Mexico		1 3		78	A	San Diego St.		0 3			

Non-Div. I Games:

San Jose St.

Average RPI Win:	289	WON-LOST	WINNING	LAST 10	STRENGTH OF	OPP. STRENGTH	TEAM	ADJ	CONF.	ADJ CONF.	
Average RPI Loss:	177	RECORD	PCT. RANK	GAMES	SCHEDULE	OF SCHEDULE	RPI	RPI	RPI	RPI	
DIV. I ONLY	17- 12	.58621	115	4- 6	324	298	258	.41044	255	23	25
DIV. I NON-CONF.	9- 6	.6	117	0- 0	332	323	304	.36536	299	25	24
<hr/>											
TOTALS	RPI 1-25	RPI 26-50		W-L RECORDS		RPI 51-100		RPI 101-150		RPI 150+	
17- 12	0- 0	0- 0		OVERALL		0- 3		1- 1		16- 8	
11- 3	0- 0	0- 0		HOME		0- 2		1- 0		10- 1	
3- 6	0- 0	0- 0		AWAY		0- 1		0- 1		3- 4	
3- 3	0- 0	0- 0		NEUTRAL		0- 0		0- 0		3- 3	
<hr/>											
9- 6	0- 0	0- 0		NON-CONFERENCE		0- 0		0- 0		9- 6	
5- 0	0- 0	0- 0		HOME		0- 0		0- 0		5- 0	
1- 3	0- 0	0- 0		AWAY		0- 0		0- 0		1- 3	
3- 3	0- 0	0- 0		NEUTRAL		0- 0		0- 0		3- 3	
<hr/>											
8- 6	0- 0	0- 0		CONFERENCE		0- 3		1- 1		7- 2	
6- 3	0- 0	0- 0		HOME		0- 2		1- 0		5- 1	
2- 3	0- 0	0- 0		AWAY		0- 1		0- 1		2- 1	
0- 0	0- 0	0- 0		NEUTRAL		0- 0		0- 0		0- 0	
<hr/>											
RPI S	Opponent	Score	RPI S	Opponent	Score	RPI S	Opponent	Score	RPI S	Opponent	Score
						74 H Lipscomb	0	3	128 A Jacksonville	0	3
						83 A East Tenn. St.	0	3	128 H Jacksonville	3	2
						83 H East Tenn. St.	2	3	160 N Idaho	1	3
									164 A Wyoming	0	3
									165 H FGCU	0	3
									190 A Fla. Atlantic	0	3
									224 A Kennesaw St.	2	3
									224 H Kennesaw St.	3	1
									245 H Northern Ky.	3	0
									248 H North Florida	3	2
									271 A Southeastern La.	1	3
									277 N Louisiana Tech	3	1
									286 N Montana St.	2	3
									292 N Drake	3	1
									293 N Neb. Omaha	0	3
									303 H Providence	3	1
									309 A Mercer	3	0
									309 H Mercer	3	1
									311 A USC Upstate	3	0
									311 H USC Upstate	3	1
									315 N Southern U.	3	0
									328 A Bethune-Cookman	3	0
									328 H Bethune-Cookman	3	0
									328 H Bethune-Cookman	3	0
									331 H Savannah St.	3	0
			331 H Savannah St.	3	0						
			LAST 10 GAMES			74 H Lipscomb	0	3			
						245 H Northern Ky.	3	0			
						311 A USC Upstate	3	0			
						83 A East Tenn. St.	0	3			
						165 H FGCU	0	3			
83 H East Tenn. St.	2	3									
311 H USC Upstate	3	1									
309 A Mercer	3	0									
224 A Kennesaw St.	2	3									
128 A Jacksonville	0	3									

Non-Div. I Games:

Stetson

Average RPI Win:	267	WON-LOST RECORD	WINNING PCT. RANK	LAST 10 GAMES	STRENGTH OF SCHEDULE	OPP. STRENGTH OF SCHEDULE	TEAM RPI	ADJ RPI	CONF. RPI	ADJ CONF. RPI		
Average RPI Loss:	171											
DIV. I ONLY		7- 17	.29167	273	1- 9	148	272	254	.4098	256	15	15
DIV. I NON-CONF.		5- 7	.41667	209	0- 1	229	317	244	.42117	252	20	21
<hr/>												
TOTALS	RPI 1-25	RPI 26-50		W-L RECORDS		RPI 51-100		RPI 101-150		RPI 150+		
7- 17	0- 0	0- 0		OVERALL		0- 5		0- 2		7- 10		
4- 7	0- 0	0- 0		HOME		0- 2		0- 0		4- 5		
1- 9	0- 0	0- 0		AWAY		0- 3		0- 1		1- 5		
2- 1	0- 0	0- 0		NEUTRAL		0- 0		0- 1		2- 0		
<hr/>												
5- 7	0- 0	0- 0		NON-CONFERENCE		0- 0		0- 2		5- 5		
2- 3	0- 0	0- 0		HOME		0- 0		0- 0		2- 3		
1- 3	0- 0	0- 0		AWAY		0- 0		0- 1		1- 2		
2- 1	0- 0	0- 0		NEUTRAL		0- 0		0- 1		2- 0		
<hr/>												
2- 10	0- 0	0- 0		CONFERENCE		0- 5		0- 0		2- 5		
2- 4	0- 0	0- 0		HOME		0- 2		0- 0		2- 2		
0- 6	0- 0	0- 0		AWAY		0- 3		0- 0		0- 3		
0- 0	0- 0	0- 0		NEUTRAL		0- 0		0- 0		0- 0		
<hr/>												
RPI S	Opponent	Score	RPI S	Opponent	Score	RPI S	Opponent	Score	RPI S	Opponent	Score	
						53 A Colgate	0	3	139 A Harvard	2	3	
						53 H Colgate	0	3	141 N Eastern Mich.	0	3	
						62 A American	0	3	170 A Lehigh	0	3	
						87 A Army	0	3	170 H Lehigh	0	3	
						87 H Army	0	3	202 H Central Conn. St.	1	3	
									205 N Hofstra	3	0	
									215 A Brown	0	3	
									219 H Navy	0	3	
									239 A Bucknell	1	3	
									239 H Bucknell	3	0	
									241 H Manhattan	3	1	
									242 H Sacred Heart	0	3	
									258 H Stony Brook	0	3	
									261 H Lafayette	3	0	
									269 A Loyola Maryland	1	3	
									296 A Hartford	3	0	
									308 A Bryant	2	3	
									308 N Bryant	3	2	
									316 H Quinnipiac	3	0	
<hr/>												
LAST 10 GAMES												
						53 H Colgate	0	3	261 H Lafayette	3	0	
						239 A Bucknell	1	3	219 H Navy	0	3	
						170 A Lehigh	0	3	308 A Bryant	2	3	
						87 H Army	0	3	269 A Loyola Maryland	1	3	
						87 A Army	0	3	62 A American	0	3	

Non-Div. I Games:

Holy Cross

Average RPI Win: 272		WON-LOST RECORD		WINNING PCT. RANK		LAST 10 GAMES		STRENGTH OF SCHEDULE		OPP. STRENGTH OF SCHEDULE		TEAM RPI		ADJ RPI		CONF. RPI		ADJ CONF. RPI	
DIV. I ONLY		13- 13		.5 174		2- 8		299		278		247		.40958 257		24		26	
DIV. I NON-CONF.		10- 4		.71429 71		0- 0		311		284		191		.4679 197		26		26	
TOTALS		RPI 1-25		RPI 26-50		W-L RECORDS		RPI 51-100		RPI 101-150		RPI 150+							
13- 13		0- 0		0- 0		OVERALL		0- 1		0- 2		13- 10							
2- 6		0- 0		0- 0		HOME		0- 1		0- 1		2- 4							
6- 5		0- 0		0- 0		AWAY		0- 0		0- 1		6- 4							
5- 2		0- 0		0- 0		NEUTRAL		0- 0		0- 0		5- 2							
10- 4		0- 0		0- 0		NON-CONFERENCE		0- 0		0- 1		10- 3							
0- 1		0- 0		0- 0		HOME		0- 0		0- 0		0- 1							
5- 1		0- 0		0- 0		AWAY		0- 0		0- 1		5- 0							
5- 2		0- 0		0- 0		NEUTRAL		0- 0		0- 0		5- 2							
3- 9		0- 0		0- 0		CONFERENCE		0- 1		0- 1		3- 7							
2- 5		0- 0		0- 0		HOME		0- 1		0- 1		2- 3							
1- 4		0- 0		0- 0		AWAY		0- 0		0- 0		1- 4							
0- 0		0- 0		0- 0		NEUTRAL		0- 0		0- 0		0- 0							
RPI S	Opponent	Score		RPI S	Opponent	Score		RPI S	Opponent	Score		RPI S	Opponent	Score					
								94 H	Morehead St.	0	3	137 A	Southern Ill.	1	3				
												149 H	Southeast Mo. St.	0	3				
												168 A	Eastern Ill.	1	3				
												168 H	Eastern Ill.	0	3				
												171 A	UNC Greensboro	3	2				
												174 H	Belmont	1	3				
												194 N	Hampton	1	3				
												203 A	Austin Peay	2	3				
												207 N	Davidson	3	2				
												209 A	High Point	3	0				
												233 H	Evansville	0	3				
												233 N	Evansville	0	3				
												237 A	Jacksonville St.	2	3				
												249 N	Indiana St.	3	1				
												251 H	Tennessee St.	0	3				
												273 A	SIU Edwardsville	1	3				
												273 H	SIU Edwardsville	3	0				
												283 H	UT Martin	3	1				
												289 N	Alabama St.	3	0				
												297 A	Wright St.	3	1				
												298 A	Tennessee Tech	3	2				
												304 N	Robert Morris	3	2				
												314 A	N.C. A&T	3	1				
												314 N	N.C. A&T	3	0				
												323 A	N.C. Central	3	0				
				LAST 10 GAMES															

Non-Div. I Games:

Murray St.

[illegible]

Non-Div. I Games:

Stony Brook

Average RPI Win:	265	WON-LOST	WINNING	LAST 10	STRENGTH OF	OPP. STRENGTH	TEAM	ADJ	CONF.	ADJ CONF.			
Average RPI Loss:	198	RECORD	PCT. RANK	GAMES	SCHEDULE	OF SCHEDULE	RPI	RPI	RPI	RPI			
DIV. I ONLY	13- 12	.52	164	3- 7	312	266	257	.40565	259	27	27		
DIV. I NON-CONF.	9- 5	.64286	98	0- 1	325	258	241	.43608	237	27	27		
<hr/>													
TOTALS	RPI 1-25	RPI 26-50		W-L RECORDS		RPI 51-100		RPI 101-150		RPI 150+			
13- 12	0- 0	0- 0		OVERALL		0- 0		2- 3		11- 9			
8- 3	0- 0	0- 0		HOME		0- 0		0- 1		8- 2			
2- 8	0- 0	0- 0		AWAY		0- 0		0- 2		2- 6			
3- 1	0- 0	0- 0		NEUTRAL		0- 0		2- 0		1- 1			
<hr/>													
9- 5	0- 0	0- 0		NON-CONFERENCE		0- 0		2- 3		7- 2			
6- 1	0- 0	0- 0		HOME		0- 0		0- 1		6- 0			
0- 3	0- 0	0- 0		AWAY		0- 0		0- 2		0- 1			
3- 1	0- 0	0- 0		NEUTRAL		0- 0		2- 0		1- 1			
<hr/>													
4- 7	0- 0	0- 0		CONFERENCE		0- 0		0- 0		4- 7			
2- 2	0- 0	0- 0		HOME		0- 0		0- 0		2- 2			
2- 5	0- 0	0- 0		AWAY		0- 0		0- 0		2- 5			
0- 0	0- 0	0- 0		NEUTRAL		0- 0		0- 0		0- 0			
<hr/>													
RPI	S	Opponent	Score	RPI	S	Opponent	Score	RPI	S	Opponent	Score		
								109	A	Clemson	1	3	
								113	A	Pacific	0	3	
								127	N	South Carolina	3	2	
								132	N	Furman	3	2	
								147	H	UNC Wilmington	1	3	
								189	A	Coastal Caro.	2	3	
								189	H	Coastal Caro.	1	3	
								192	H	Radford	0	3	
								200	H	Liberty	3	2	
								207	A	Davidson	2	3	
								209	A	High Point	0	3	
								225	A	UNC Asheville	1	3	
								232	A	Campbell	2	3	
								253	A	Gardner-Webb	3	0	
								254	N	San Jose St.	3	2	
								267	A	Presbyterian	0	3	
								288	H	Fordham	3	0	
								295	N	UC Riverside	1	3	
								298	H	Tennessee Tech	3	0	
								301	H	Citadel	3	1	
				LAST 10 GAMES				307	A	Charleston So.	3	0	
								307	H	Charleston So.	3	0	
				189 A Coastal Caro.				2	3	209 A High Point		0	3
				307 A Charleston So.				3	0	253 A Gardner-Webb		3	0
				200 H Liberty				3	2	225 A UNC Asheville		1	3
				192 H Radford				0	3	267 A Presbyterian		0	3
				232 A Campbell				2	3	207 A Davidson		2	3
										314 H N.C. A&T		3	2
										328 H Bethune-Cookman		3	0
										331 H Savannah St.		3	0

Non-Div. I Games:

Winthrop

Average RPI Win: 284		WON-LOST RECORD		WINNING PCT. RANK		LAST 10 GAMES		STRENGTH OF SCHEDULE		OPP. STRENGTH OF SCHEDULE		TEAM RPI		ADJ RPI		CONF. RPI		ADJ CONF. RPI	
DIV. I ONLY		12- 12		.5 174		7- 3		300		295		256		.40517 260		31		32	
DIV. I NON-CONF.		5- 7		.41667 209		0- 0		253		236		246		.42629 246		31		31	
TOTALS		RPI 1-25		RPI 26-50		W-L RECORDS		RPI 51-100		RPI 101-150		RPI 150+							
12- 12		0- 1		0- 1		OVERALL		0- 1		0- 0		12- 9							
5- 1		0- 0		0- 0		HOME		0- 0		0- 0		5- 1							
5- 6		0- 0		0- 1		AWAY		0- 0		0- 0		5- 5							
2- 5		0- 1		0- 0		NEUTRAL		0- 1		0- 0		2- 3							
5- 7		0- 1		0- 1		NON-CONFERENCE		0- 1		0- 0		5- 4							
1- 0		0- 0		0- 0		HOME		0- 0		0- 0		1- 0							
2- 3		0- 0		0- 1		AWAY		0- 0		0- 0		2- 2							
2- 4		0- 1		0- 0		NEUTRAL		0- 1		0- 0		2- 2							
7- 5		0- 0		0- 0		CONFERENCE		0- 0		0- 0		7- 5							
4- 1		0- 0		0- 0		HOME		0- 0		0- 0		4- 1							
3- 3		0- 0		0- 0		AWAY		0- 0		0- 0		3- 3							
0- 1		0- 0		0- 0		NEUTRAL		0- 0		0- 0		0- 1							
RPI	S	Opponent		Score		RPI	S	Opponent		Score		RPI	S	Opponent		Score			
17	N	Kansas		0 3		27	A	Arizona		0 3		58	N	Central Ark.		0 3			
												169	N	Loyola Chicago		2	3		
												170	A	Lehigh		3	2		
												194	A	Hampton		0	3		
												194	H	Hampton		3	0		
												221	A	East Carolina		0	3		
												244	A	Howard		3	1		
												244	N	Howard		2	3		
												261	A	Lafayette		0	3		
												272	A	Coppin St.		2	3		
												272	H	Coppin St.		3	2		
												279	A	Norfolk St.		2	3		
												279	H	Norfolk St.		2	3		
												301	N	Citadel		3	2		
												303	A	Providence		3	1		
												313	A	UMES		3	1		
												313	H	UMES		3	1		
												316	N	Quinnipiac		1	3		
												319	N	St. Francis Brooklyn		3	0		
322	H	La Salle		3	0														
329	A	Delaware St.		3	1														
329	H	Delaware St.		3	0														
LAST 10 GAMES																			
329 A Delaware St.						3 1						244 A Howard 3 1							
313 A UMES						3 1						313 H UMES 3 1							
194 H Hampton						3 0						329 H Delaware St. 3 0							
279 H Norfolk St.						2 3						279 A Norfolk St. 2 3							
272 H Coppin St.						3 2						194 A Hampton 0 3							

Non-Div. I Games:

Morgan St.

Average RPI Win: 300		WON-LOST	WINNING	LAST 10	STRENGTH OF		OPP. STRENGTH	TEAM	ADJ	CONF.	ADJ CONF.
Average RPI Loss: 166		RECORD	PCT. RANK	GAMES	SCHEDULE		OF SCHEDULE	RPI	RPI	RPI	RPI
DIV. I ONLY		10- 14	.41667	226	282		284	264	.40316	261	15
DIV. I NON-CONF.		8- 3	.72727	65	331		328	267	.40999	263	20
TOTALS		RPI 1-25	RPI 26-50		W-L RECORDS		RPI 51-100		RPI 101-150		RPI 150+
10- 14	0- 0	0- 0		OVERALL		0- 5		0- 0		10- 9	
6- 6	0- 0	0- 0		HOME		0- 2		0- 0		6- 4	
2- 7	0- 0	0- 0		AWAY		0- 3		0- 0		2- 4	
2- 1	0- 0	0- 0		NEUTRAL		0- 0		0- 0		2- 1	
8- 3	0- 0	0- 0		NON-CONFERENCE		0- 0		0- 0		8- 3	
5- 1	0- 0	0- 0		HOME		0- 0		0- 0		5- 1	
1- 1	0- 0	0- 0		AWAY		0- 0		0- 0		1- 1	
2- 1	0- 0	0- 0		NEUTRAL		0- 0		0- 0		2- 1	
2- 11	0- 0	0- 0		CONFERENCE		0- 5		0- 0		2- 6	
1- 5	0- 0	0- 0		HOME		0- 2		0- 0		1- 3	
1- 6	0- 0	0- 0		AWAY		0- 3		0- 0		1- 3	
0- 0	0- 0	0- 0		NEUTRAL		0- 0		0- 0		0- 0	
RPI S	Opponent	Score	RPI S	Opponent	Score	RPI S	Opponent	Score	RPI S	Opponent	Score
						53 A Colgate	0	3	170 A Lehigh	1	3
						53 H Colgate	0	3	170 H Lehigh	2	3
						62 A American	0	3	184 H Marist	1	3
						62 H American	0	3	219 A Navy	0	3
						87 A Army	0	3	219 H Navy	1	3
									223 N Sacramento St.	0	3
									239 H Bucknell	3	1
									256 A Holy Cross	0	3
									260 H Morgan St.	3	0
									269 A Loyola Maryland	3	1
									269 H Loyola Maryland	1	3
									297 N Wright St.	3	0
									300 A NJIT	2	3
									316 H Quinnipiac	3	0
									319 H St. Francis Brooklyn	3	0
									322 A La Salle	3	1
									325 H Fairleigh Dickinson	3	0
									325 N Fairleigh Dickinson	3	0
									327 H Saint Peter's	3	0
LAST 10 GAMES											
						62 A American	0	3	170 H Lehigh	2	3
						269 A Loyola Maryland	3	1	256 A Holy Cross	0	3
						53 A Colgate	0	3	87 A Army	0	3
						219 H Navy	1	3	239 H Bucknell	3	1
						53 H Colgate	0	3	300 A NJIT	2	3

Non-Div. I Games:

Lafayette

Average RPI Win: 275		WON-LOST RECORD		WINNING PCT. RANK		LAST 10 GAMES		STRENGTH OF SCHEDULE		OPP. STRENGTH OF SCHEDULE		TEAM RPI		ADJ RPI		CONF. RPI		ADJ CONF. RPI	
Average RPI Loss: 154																			
DIV. I ONLY		10- 16		.38462 244		6- 4		292		201		272		.4014 262		19		19	
DIV. I NON-CONF.		5- 9		.35714 243		1- 0		319		190		303		.3699 297		22		25	
TOTALS		RPI 1-25		RPI 26-50		W-L RECORDS		RPI 51-100		RPI 101-150		RPI 150+							
10- 16		0- 0		0- 1		OVERALL		0- 2		0- 6		10- 7							
3- 4		0- 0		0- 0		HOME		0- 1		0- 2		3- 1							
5- 7		0- 0		0- 1		AWAY		0- 0		0- 3		5- 3							
2- 5		0- 0		0- 0		NEUTRAL		0- 1		0- 1		2- 3							
5- 9		0- 0		0- 1		NON-CONFERENCE		0- 1		0- 3		5- 4							
1- 0		0- 0		0- 0		HOME		0- 0		0- 0		1- 0							
2- 4		0- 0		0- 1		AWAY		0- 0		0- 2		2- 1							
2- 5		0- 0		0- 0		NEUTRAL		0- 1		0- 1		2- 3							
5- 7		0- 0		0- 0		CONFERENCE		0- 1		0- 3		5- 3							
2- 4		0- 0		0- 0		HOME		0- 1		0- 2		2- 1							
3- 3		0- 0		0- 0		AWAY		0- 0		0- 1		3- 2							
0- 0		0- 0		0- 0		NEUTRAL		0- 0		0- 0		0- 0							
RPI S	Opponent	Score		RPI S	Opponent	Score		RPI S	Opponent	Score		RPI S	Opponent	Score					
				27 A	Arizona	0 3		63 N	UC Santa Barbara	0 3		107 N	Iowa	2 3					
								80 H	Ga. Southern	0 3		118 A	Mississippi St.	1 3					
												118 A	Mississippi St.	0 3					
												132 A	Furman	0 3					
												132 H	Furman	2 3					
												145 H	Samford	1 3					
												158 A	Appalachian St.	3 0					
												171 A	UNC Greensboro	1 3					
												185 A	Elon	2 3					
												188 N	Youngstown St.	2 3					
												189 A	Coastal Caro.	2 3					
												197 A	Western Caro.	3 2					
												207 H	Davidson	3 1					
												247 N	Georgia St.	1 3					
												269 N	Loyola Maryland	0 3					
												287 H	Chattanooga	2 3					
												301 A	Citadel	3 0					
												301 H	Citadel	3 0					
												311 A	USC Upstate	3 1					
												314 H	N.C. A&T	3 0					
												320 N	Niagara	3 0					
												320 N	Niagara	3 0					
												324 A	South Carolina St.	3 0					
LAST 10 GAMES																			
				80 H	Ga. Southern	0 3		207 H	Davidson	3 1									
				301 H	Citadel	3 0		132 A	Furman	0 3									
				314 H	N.C. A&T	3 0		158 A	Appalachian St.	3 0									
				185 A	Elon	2 3		197 A	Western Caro.	3 2									
				171 A	UNC Greensboro	1 3		301 A	Citadel	3 0									

Non-Div. I Games: Converse 3 2

Wofford

Grand Canyon

Through Games Of Through Matches of Nov. 3, 2013

Average RPI Win: 282		WON-LOST	WINNING	LAST 10	STRENGTH OF		OPP. STRENGTH	TEAM	ADJ	CONF.	ADJ CONF.
Average RPI Loss: 165		RECORD	PCT. RANK	GAMES	SCHEDULE		OF SCHEDULE	RPI	RPI	RPI	RPI
DIV. I ONLY		8- 14	.36364	251	2- 8		280	244	274	.40108	263
DIV. I NON-CONF.		5- 7	.41667	209	0- 2		236	256	237	.43669	236
TOTALS		RPI 1-25	RPI 26-50		W-L RECORDS		RPI 51-100		RPI 101-150		RPI 150+
8- 14	0- 0	0- 0		OVERALL		0- 1		0- 7		8- 6	
2- 3	0- 0	0- 0		HOME		0- 0		0- 2		2- 1	
3- 7	0- 0	0- 0		AWAY		0- 0		0- 4		3- 3	
3- 4	0- 0	0- 0		NEUTRAL		0- 1		0- 1		3- 2	
5- 7	0- 0	0- 0		NON-CONFERENCE		0- 1		0- 3		5- 3	
1- 0	0- 0	0- 0		HOME		0- 0		0- 0		1- 0	
1- 3	0- 0	0- 0		AWAY		0- 0		0- 2		1- 1	
3- 4	0- 0	0- 0		NEUTRAL		0- 1		0- 1		3- 2	
3- 7	0- 0	0- 0		CONFERENCE		0- 0		0- 4		3- 3	
1- 3	0- 0	0- 0		HOME		0- 0		0- 2		1- 1	
2- 4	0- 0	0- 0		AWAY		0- 0		0- 2		2- 2	
0- 0	0- 0	0- 0		NEUTRAL		0- 0		0- 0		0- 0	
RPI S	Opponent	Score	RPI S	Opponent	Score	RPI S	Opponent	Score	RPI S	Opponent	Score
						81 N	Illinois St.	2 3	123 A	Boise St.	0 3
									125 N	UC Davis	1 3
									131 A	New Mexico St.	0 3
									136 A	UTEP	0 3
									142 A	UMKC	0 3
									142 H	UMKC	2 3
									146 H	Utah Valley	0 3
									160 A	Idaho	0 3
									202 N	Central Conn. St.	2 3
									208 A	Seattle	1 3
									208 H	Seattle	1 3
									217 A	Dartmouth	3 2
									217 N	Texas Tech	1 3
									241 N	Manhattan	3 0
									275 A	Tex.-Pan American	3 1
									290 H	La.-Monroe	3 0
									294 A	Weber St.	2 3
									294 N	Weber St.	3 2
									303 N	Providence	3 0
									317 A	Chicago St.	3 2
									317 H	Chicago St.	3 0
LAST 10 GAMES											
						317 H	Chicago St.	3 0	208 A	Seattle	1 3
						142 A	UMKC	0 3	146 H	Utah Valley	0 3
						131 A	New Mexico St.	0 3	123 A	Boise St.	0 3
						136 A	UTEP	0 3	208 H	Seattle	1 3
						275 A	Tex.-Pan American	3 1	160 A	Idaho	0 3

Non-Div. I Games: Arizona Christian 3 0

Grand Canyon

Average RPI Win: 292		WON-LOST	WINNING	LAST 10	STRENGTH OF		OPP. STRENGTH	TEAM	ADJ	CONF.	ADJ CONF.
Average RPI Loss: 132		RECORD	PCT. RANK	GAMES	SCHEDULE		OF SCHEDULE	RPI	RPI	RPI	RPI
DIV. I ONLY		6- 17	.26087 282	0- 10	235		180	275	.39964 264	9	9
DIV. I NON-CONF.		6- 5	.54545 154	0- 0	315		272	253	.42467 249	10	10
TOTALS		RPI 1-25	RPI 26-50	W-L RECORDS	RPI 51-100		RPI 101-150	RPI 150+			
6- 17	0- 0		0- 2	OVERALL	0- 5		0- 4	6- 6			
2- 5	0- 0		0- 1	HOME	0- 3		0- 0	2- 1			
3- 9	0- 0		0- 1	AWAY	0- 1		0- 3	3- 4			
1- 3	0- 0		0- 0	NEUTRAL	0- 1		0- 1	1- 1			
6- 5	0- 0		0- 0	NON-CONFERENCE	0- 2		0- 1	6- 2			
2- 1	0- 0		0- 0	HOME	0- 1		0- 0	2- 0			
3- 1	0- 0		0- 0	AWAY	0- 0		0- 0	3- 1			
1- 3	0- 0		0- 0	NEUTRAL	0- 1		0- 1	1- 1			
0- 12	0- 0		0- 2	CONFERENCE	0- 3		0- 3	0- 4			
0- 4	0- 0		0- 1	HOME	0- 2		0- 0	0- 1			
0- 8	0- 0		0- 1	AWAY	0- 1		0- 3	0- 3			
0- 0	0- 0		0- 0	NEUTRAL	0- 0		0- 0	0- 0			
RPI S	Opponent	Score	RPI S	Opponent	Score	RPI S	Opponent	Score	RPI S	Opponent	Score
			42 A Ohio	0	3	71 A Bowling Green	0	3	102 A Toledo	0	3
			42 H Ohio	0	3	85 H Northern Ill.	1	3	120 A Buffalo	2	3
						91 H Milwaukee	1	3	141 A Eastern Mich.	0	3
						97 H Western Mich.	0	3	143 N Gonzaga	0	3
						99 N South Dakota	0	3	166 A Miami (OH)	0	3
									178 A Central Mich.	1	3
									188 N Youngstown St.	1	3
									195 A Kent St.	2	3
									195 H Kent St.	2	3
									249 N Indiana St.	3	2
									273 A SIU Edwardsville	3	0
									286 A Montana St.	0	3
									298 H Tennessee Tech	3	0
									304 A Robert Morris	3	0
									305 A Saint Francis (PA)	3	1
									320 H Niagara	3	0
			LAST 10 GAMES								
			195 A Kent St.	2	3	97 H Western Mich.	0	3			
			42 A Ohio	0	3	71 A Bowling Green	0	3			
			178 A Central Mich.	1	3	166 A Miami (OH)	0	3			
			141 A Eastern Mich.	0	3	102 A Toledo	0	3			
			85 H Northern Ill.	1	3	120 A Buffalo	2	3			

Non-Div. I Games:

Akron

Average RPI Win: 283		WON-LOST	WINNING	LAST 10	STRENGTH OF		OPP. STRENGTH	TEAM	ADJ	CONF.	ADJ CONF.
Average RPI Loss: 153		RECORD	PCT. RANK	GAMES	SCHEDULE		OF SCHEDULE	RPI	RPI	RPI	RPI
DIV. I ONLY		6- 19	.24	289	1- 9		168	238	267	.39934	265
DIV. I NON-CONF.		4- 10	.28571	268	0- 0		106	267	228	.43886	234
TOTALS		RPI 1-25	RPI 26-50		W-L RECORDS		RPI 51-100		RPI 101-150		RPI 150+
6- 19	0- 0	0- 0		OVERALL		0- 5		0- 3		6- 11	
2- 9	0- 0	0- 0		HOME		0- 1		0- 2		2- 6	
2- 7	0- 0	0- 0		AWAY		0- 3		0- 0		2- 4	
2- 3	0- 0	0- 0		NEUTRAL		0- 1		0- 1		2- 1	
4- 10	0- 0	0- 0		NON-CONFERENCE		0- 3		0- 1		4- 6	
1- 4	0- 0	0- 0		HOME		0- 0		0- 0		1- 4	
1- 3	0- 0	0- 0		AWAY		0- 2		0- 0		1- 1	
2- 3	0- 0	0- 0		NEUTRAL		0- 1		0- 1		2- 1	
2- 9	0- 0	0- 0		CONFERENCE		0- 2		0- 2		2- 5	
1- 5	0- 0	0- 0		HOME		0- 1		0- 2		1- 2	
1- 4	0- 0	0- 0		AWAY		0- 1		0- 0		1- 3	
0- 0	0- 0	0- 0		NEUTRAL		0- 0		0- 0		0- 0	
RPI S	Opponent	Score	RPI S	Opponent	Score	RPI S	Opponent	Score	RPI S	Opponent	Score
						52 A	VCU	0 3	117 H	Duquesne	0 3
						52 H	VCU	2 3	121 H	Dayton	0 3
						62 A	American	0 3	130 N	Villanova	2 3
						75 N	TCU	0 3	155 H	Georgetown	1 3
						98 A	Maryland	0 3	157 A	George Washington	1 3
									157 H	George Washington	0 3
									163 H	Temple	1 3
									171 A	UNC Greensboro	0 3
									182 A	Rhode Island	1 3
									192 H	Radford	2 3
									212 H	Saint Louis	1 3
									226 A	UMBC	3 1
									230 N	New Hampshire	3 1
									244 N	Howard	0 3
									270 H	Princeton	1 3
									272 H	Coppin St.	3 1
									288 A	Fordham	1 3
									322 A	La Salle	3 0
									322 H	La Salle	3 0
									323 N	N.C. Central	3 0
LAST 10 GAMES											
						121 H	Dayton	0 3	52 A	VCU	0 3
						117 H	Duquesne	0 3	322 H	La Salle	3 0
						157 H	George Washington	0 3	52 H	VCU	2 3
						182 A	Rhode Island	1 3	212 H	Saint Louis	1 3
						157 A	George Washington	1 3	288 A	Fordham	1 3

Non-Div. I Games:

George Mason

Average RPI Win:	280	WON-LOST	WINNING	LAST 10	STRENGTH OF	OPP. STRENGTH	TEAM	ADJ	CONF.	ADJ CONF.					
Average RPI Loss:	128	RECORD	PCT. RANK	GAMES	SCHEDULE	OF SCHEDULE	RPI	RPI	RPI	RPI					
DIV. I ONLY		1- 24	.04	326	1- 9	52	152	268	.39637	266	14	14			
DIV. I NON-CONF.		0- 14	0	318	0- 1	31	113	247	.42941	242	14	14			
<hr/>															
TOTALS	RPI 1-25	RPI 26-50		W-L RECORDS		RPI 51-100		RPI 101-150		RPI 150+					
1- 24	0- 1	0- 4		OVERALL		0- 4		0- 5		1- 10					
0- 12	0- 0	0- 2		HOME		0- 3		0- 1		0- 6					
1- 8	0- 1	0- 1		AWAY		0- 1		0- 1		1- 4					
0- 4	0- 0	0- 1		NEUTRAL		0- 0		0- 3		0- 0					
<hr/>															
0- 14	0- 1	0- 3		NON-CONFERENCE		0- 3		0- 3		0- 4					
0- 7	0- 0	0- 1		HOME		0- 2		0- 0		0- 4					
0- 3	0- 1	0- 1		AWAY		0- 1		0- 0		0- 0					
0- 4	0- 0	0- 1		NEUTRAL		0- 0		0- 3		0- 0					
<hr/>															
1- 10	0- 0	0- 1		CONFERENCE		0- 1		0- 2		1- 6					
0- 5	0- 0	0- 1		HOME		0- 1		0- 1		0- 2					
1- 5	0- 0	0- 0		AWAY		0- 0		0- 1		1- 4					
0- 0	0- 0	0- 0		NEUTRAL		0- 0		0- 0		0- 0					
<hr/>															
RPI S	Opponent	Score		RPI S	Opponent	Score		RPI S	Opponent	Score					
22 A	Michigan St.	0	3	28 N	North Carolina	0	3	56 A	Western Ky.	0	3	114 H	South Fla.	2	3
				39 H	Butler	0	3	57 H	Xavier	1	3	117 N	Duquesne	1	3
				42 A	Ohio	0	3	92 H	UCF	0	3	121 N	Dayton	0	3
				50 H	Louisville	0	3	94 H	Morehead St.	1	3	124 A	SMU	0	3
												141 N	Eastern Mich.	0	3
												154 H	Tennessee	0	3
												163 A	Temple	1	3
												163 H	Temple	1	3
												181 H	Cleveland St.	0	3
												191 A	Houston	0	3
												198 A	Connecticut	2	3
												219 H	Navy	0	3
												228 A	Memphis	1	3
												228 H	Memphis	2	3
												245 H	Northern Ky.	2	3
												280 A	Rutgers	3	2
<hr/>															
				LAST 10 GAMES											
				163 A	Temple	1	3	50 H	Louisville	0	3				
				228 A	Memphis	1	3	114 H	South Fla.	2	3				
				280 A	Rutgers	3	2	92 H	UCF	0	3				
				198 A	Connecticut	2	3	124 A	SMU	0	3				
				57 H	Xavier	1	3	191 A	Houston	0	3				

Non-Div. I Games:

Cincinnati

Average RPI Win: 257		WON-LOST RECORD		WINNING PCT. RANK		LAST 10 GAMES		STRENGTH OF SCHEDULE		OPP. STRENGTH OF SCHEDULE		TEAM RPI		ADJ RPI		CONF. RPI		ADJ CONF. RPI	
DIV. I ONLY		8- 19		.2963	271	4- 6		195		253		261		.39419	267	27		27	
DIV. I NON-CONF.		2- 14		.125	300	0- 1		185		212		296		.37418	293	27		27	
TOTALS		RPI 1-25		RPI 26-50		W-L RECORDS		RPI 51-100		RPI 101-150		RPI 150+							
8- 19		0- 0		0- 0		OVERALL		0- 1		0- 5		8- 13							
3- 3		0- 0		0- 0		HOME		0- 0		0- 0		3- 3							
3- 10		0- 0		0- 0		AWAY		0- 0		0- 5		3- 5							
2- 6		0- 0		0- 0		NEUTRAL		0- 1		0- 0		2- 5							
2- 14		0- 0		0- 0		NON-CONFERENCE		0- 1		0- 5		2- 8							
0- 1		0- 0		0- 0		HOME		0- 0		0- 0		0- 1							
0- 7		0- 0		0- 0		AWAY		0- 0		0- 5		0- 2							
2- 6		0- 0		0- 0		NEUTRAL		0- 1		0- 0		2- 5							
6- 5		0- 0		0- 0		CONFERENCE		0- 0		0- 0		6- 5							
3- 2		0- 0		0- 0		HOME		0- 0		0- 0		3- 2							
3- 3		0- 0		0- 0		AWAY		0- 0		0- 0		3- 3							
0- 0		0- 0		0- 0		NEUTRAL		0- 0		0- 0		0- 0							
RPI	S	Opponent		Score	RPI	S	Opponent		Score	RPI	S	Opponent		Score					

Non-Div. I Games:

Presbyterian

Average RPI Win: 276		WON-LOST	WINNING	LAST 10	STRENGTH OF		OPP. STRENGTH	TEAM	ADJ	CONF.	ADJ CONF.
Average RPI Loss: 169		RECORD	PCT. RANK	GAMES	SCHEDULE		OF SCHEDULE	RPI	RPI	RPI	RPI
DIV. I ONLY		5- 19	.20833	297	1- 9		123	265	265	.39355	269
DIV. I NON-CONF.		3- 9	.25	276	0- 0		204	278	281	.39119	281
TOTALS		RPI 1-25	RPI 26-50		W-L RECORDS		RPI 51-100		RPI 101-150		RPI 150+
5- 19	0- 0	0- 1		OVERALL		0- 5		0- 0		5- 13	
2- 7	0- 0	0- 0		HOME		0- 2		0- 0		2- 5	
1- 7	0- 0	0- 1		AWAY		0- 2		0- 0		1- 4	
2- 5	0- 0	0- 0		NEUTRAL		0- 1		0- 0		2- 4	
3- 9	0- 0	0- 1		NON-CONFERENCE		0- 1		0- 0		3- 7	
1- 2	0- 0	0- 0		HOME		0- 0		0- 0		1- 2	
0- 2	0- 0	0- 1		AWAY		0- 0		0- 0		0- 1	
2- 5	0- 0	0- 0		NEUTRAL		0- 1		0- 0		2- 4	
2- 10	0- 0	0- 0		CONFERENCE		0- 4		0- 0		2- 6	
1- 5	0- 0	0- 0		HOME		0- 2		0- 0		1- 3	
1- 5	0- 0	0- 0		AWAY		0- 2		0- 0		1- 3	
0- 0	0- 0	0- 0		NEUTRAL		0- 0		0- 0		0- 0	
RPI S	Opponent	Score	RPI S	Opponent	Score	RPI S	Opponent	Score	RPI S	Opponent	Score
			27 A	Arizona	0 3	53 A	Colgate	1 3	158 A	Appalachian St.	0 3
						62 A	American	0 3	170 A	Lehigh	0 3
						62 H	American	0 3	170 H	Lehigh	1 3
						63 N	UC Santa Barbara	0 3	172 N	Sam Houston St.	1 3
						87 H	Army	2 3	206 H	Delaware	0 3
									219 A	Navy	0 3
									219 H	Navy	1 3
									226 H	UMBC	2 3
									239 A	Bucknell	1 3
									244 N	Howard	0 3
									256 H	Holy Cross	3 1
									261 A	Lafayette	3 1
									261 H	Lafayette	1 3
									262 N	Wofford	3 0
									272 N	Coppin St.	0 3
									279 N	Norfolk St.	3 2
									300 N	NJIT	1 3
									322 H	La Salle	3 0
LAST 10 GAMES											
			170 H	Lehigh	1 3	53 A	Colgate	1 3			
			261 H	Lafayette	1 3	239 A	Bucknell	1 3			
			219 A	Navy	0 3	256 H	Holy Cross	3 1			
			62 H	American	0 3	87 H	Army	2 3			
			219 H	Navy	1 3	62 A	American	0 3			

Non-Div. I Games:

Loyola Maryland

Average RPI Win: 267		WON-LOST RECORD		WINNING PCT. RANK		LAST 10 GAMES		STRENGTH OF SCHEDULE		OPP. STRENGTH OF SCHEDULE		TEAM RPI		ADJ RPI		CONF. RPI		ADJ CONF. RPI	
Average RPI Loss: 189		8- 12		.4 235		4- 6		291		243		269		.39321 270		18		18	
DIV. I ONLY		4- 6		.4 219		0- 0		314		279		295		.37852 291		21		20	
DIV. I NON-CONF.																			
TOTALS		RPI 1-25		RPI 26-50		W-L RECORDS		RPI 51-100		RPI 101-150		RPI 150+							
8- 12		0- 0		0- 1		OVERALL		0- 1		0- 1		8- 9							
3- 3		0- 0		0- 0		HOME		0- 1		0- 1		3- 1							
2- 6		0- 0		0- 1		AWAY		0- 0		0- 0		2- 5							
3- 3		0- 0		0- 0		NEUTRAL		0- 0		0- 0		3- 3							
4- 6		0- 0		0- 0		NON-CONFERENCE		0- 1		0- 0		4- 5							
0- 1		0- 0		0- 0		HOME		0- 1		0- 0		0- 0							
1- 2		0- 0		0- 0		AWAY		0- 0		0- 0		1- 2							
3- 3		0- 0		0- 0		NEUTRAL		0- 0		0- 0		3- 3							
4- 6		0- 0		0- 1		CONFERENCE		0- 0		0- 1		4- 4							
3- 2		0- 0		0- 0		HOME		0- 0		0- 1		3- 1							
1- 4		0- 0		0- 1		AWAY		0- 0		0- 0		1- 3							
0- 0		0- 0		0- 0		NEUTRAL		0- 0		0- 0		0- 0							
RPI S	Opponent	Score		RPI S	Opponent	Score		RPI S	Opponent	Score		RPI S	Opponent	Score					
				46 A	Yale	1	3	96 H	Seton Hall	0	3	139 H	Harvard	0	3				
												175 A	Penn	0	3				
												175 H	Penn	3	2				
												178 N	Central Mich.	0	3				
												192 N	Radford	0	3				
												205 A	Hofstra	1	3				
												215 A	Brown	2	3				
												217 H	Dartmouth	2	3				
												238 A	Cornell	1	3				
												238 H	Cornell	3	0				
												258 N	Stony Brook	1	3				
												265 A	George Mason	3	1				
												272 N	Coppin St.	3	0				
												276 A	Columbia	3	1				
												276 H	Columbia	3	1				
												308 A	Bryant	1	3				
												311 N	USC Upstate	3	2				
												326 N	UMass Lowell	3	0				
						LAST 10 GAMES													
						238 H	Cornell	3	0	46 A	Yale	1	3						
						276 H	Columbia	3	1	215 A	Brown	2	3						
						175 A	Penn	0	3	276 A	Columbia	3	1						
						139 H	Harvard	0	3	238 A	Cornell	1	3						
						217 H	Dartmouth	2	3	175 H	Penn	3	2						

Non-Div. I Games:

Princeton

Average RPI Win: 296		WON-LOST	WINNING	LAST 10	STRENGTH OF		OPP. STRENGTH	TEAM	ADJ	CONF.	ADJ CONF.
Average RPI Loss: 173		RECORD	PCT. RANK	GAMES	SCHEDULE		OF SCHEDULE	RPI	RPI	RPI	RPI
DIV. I ONLY		8- 16	.33333	260	239		286	270	.39172	271	21
DIV. I NON-CONF.		6- 6	.5	164	227		315	217	.44915	223	24
TOTALS		RPI 1-25	RPI 26-50		W-L RECORDS		RPI 51-100		RPI 101-150		RPI 150+
8- 16	0- 0	0- 0		OVERALL		0- 3		0- 2		8- 11	
5- 5	0- 0	0- 0		HOME		0- 3		0- 0		5- 2	
1- 9	0- 0	0- 0		AWAY		0- 0		0- 1		1- 8	
2- 2	0- 0	0- 0		NEUTRAL		0- 0		0- 1		2- 1	
6- 6	0- 0	0- 0		NON-CONFERENCE		0- 1		0- 1		6- 4	
4- 1	0- 0	0- 0		HOME		0- 1		0- 0		4- 0	
0- 3	0- 0	0- 0		AWAY		0- 0		0- 0		0- 3	
2- 2	0- 0	0- 0		NEUTRAL		0- 0		0- 1		2- 1	
2- 10	0- 0	0- 0		CONFERENCE		0- 2		0- 1		2- 7	
1- 4	0- 0	0- 0		HOME		0- 2		0- 0		1- 2	
1- 6	0- 0	0- 0		AWAY		0- 0		0- 1		1- 5	
0- 0	0- 0	0- 0		NEUTRAL		0- 0		0- 0		0- 0	
RPI S	Opponent	Score	RPI S	Opponent	Score	RPI S	Opponent	Score	RPI S	Opponent	Score
						58 H	Central Ark.	0 3	103 A	Northwestern St.	2 3
						70 H	Tulane	1 3	128 N	Jacksonville	1 3
						90 H	Oral Roberts	0 3	152 H	A&M-Corpus Christi	1 3
									172 A	Sam Houston St.	1 3
									186 A	Stephen F. Austin	0 3
									187 A	Southern Miss.	0 3
									190 A	Fla. Atlantic	0 3
									196 H	Houston Baptist	2 3
									197 N	Western Caro.	0 3
									228 A	Memphis	0 3
									243 A	Lamar	0 3
									255 H	Stetson	3 1
									274 A	McNeese St.	0 3
									277 H	Louisiana Tech	3 1
									284 N	Alabama A&M	3 1
									291 A	Nicholls St.	1 3
									293 H	Neb. Omaha	3 1
									306 A	New Orleans	3 1
									306 H	New Orleans	3 0
									315 H	Southern U.	3 1
									328 N	Bethune-Cookman	3 0
LAST 10 GAMES											
						306 H	New Orleans	3 0	196 H	Houston Baptist	2 3
						172 A	Sam Houston St.	1 3	291 A	Nicholls St.	1 3
						243 A	Lamar	0 3	274 A	McNeese St.	0 3
						306 A	New Orleans	3 1	90 H	Oral Roberts	0 3
						152 H	A&M-Corpus Christi	1 3	58 H	Central Ark.	0 3

Non-Div. I Games: Abilene Christian 3 2 Incarnate Word 3 2

Southeastern La.

Average RPI Win:	294	WON-LOST RECORD	WINNING PCT. RANK	LAST 10 GAMES		STRENGTH OF SCHEDULE	OPP. STRENGTH OF SCHEDULE	TEAM RPI	ADJ RPI	CONF. RPI	ADJ CONF. RPI
Average RPI Loss:	182										
DIV. I ONLY		11- 15	.42308 222	7- 3		273	290	260	.39166 272	31	32
DIV. I NON-CONF.		3- 11	.21429 283	0- 0		150	216	262	.39947 275	31	31
TOTALS	RPI 1-25		RPI 26-50	W-L RECORDS		RPI 51-100			RPI 101-150		RPI 150+
11- 15	0- 1		0- 2	OVERALL		0- 1			0- 0		11- 11
6- 2	0- 0		0- 0	HOME		0- 1			0- 0		6- 1
2- 8	0- 1		0- 0	AWAY		0- 0			0- 0		2- 7
3- 5	0- 0		0- 2	NEUTRAL		0- 0			0- 0		3- 3
3- 11	0- 1		0- 2	NON-CONFERENCE		0- 1			0- 0		3- 7
0- 1	0- 0		0- 0	HOME		0- 1			0- 0		0- 0
0- 5	0- 1		0- 0	AWAY		0- 0			0- 0		0- 4
3- 5	0- 0		0- 2	NEUTRAL		0- 0			0- 0		3- 3
8- 4	0- 0		0- 0	CONFERENCE		0- 0			0- 0		8- 4
6- 1	0- 0		0- 0	HOME		0- 0			0- 0		6- 1
2- 3	0- 0		0- 0	AWAY		0- 0			0- 0		2- 3
0- 0	0- 0		0- 0	NEUTRAL		0- 0			0- 0		0- 0
RPI S Opponent Score			RPI S Opponent Score			RPI S Opponent Score			RPI S Opponent Score		
4 A Washington 0 3			47 N Cal St. Northridge 0 3			62 H American 0 3			163 N Temple 1 3		
			47 N Cal St. Northridge 0 3						194 A Hampton 0 3		
									194 H Hampton 3 2		
									205 A Hofstra 0 3		
									226 A UMBC 0 3		
									227 N Siena 1 3		
									231 A Towson 1 3		
									244 H Howard 0 3		
									260 A Morgan St. 2 3		
									260 H Morgan St. 3 2		
									265 A George Mason 1 3		
									269 N Loyola Maryland 3 0		
									270 N Princeton 0 3		
									279 A Norfolk St. 0 3		
									279 H Norfolk St. 3 2		
									305 N Saint Francis (PA) 3 2		
									313 A UMES 3 0		
									313 H UMES 3 0		
									319 N St. Francis Brooklyn 3 0		
									323 H N.C. Central 3 1		
									329 A Delaware St. 3 0		
									329 H Delaware St. 3 0		
			LAST 10 GAMES								
			313 A UMES 3 0			323 H N.C. Central 3 1					
			329 A Delaware St. 3 0			244 H Howard 0 3					
			279 H Norfolk St. 3 2			329 H Delaware St. 3 0					
			194 H Hampton 3 2			313 H UMES 3 0					
			260 A Morgan St. 2 3			194 A Hampton 0 3					

Non-Div. I Games:

Coppin St.

Average RPI Win: 236		WON-LOST RECORD		WINNING PCT. RANK		LAST 10 GAMES		STRENGTH OF SCHEDULE		OPP. STRENGTH OF SCHEDULE		TEAM RPI		ADJ RPI		CONF. RPI		ADJ CONF. RPI	
DIV. I ONLY		9- 16		.36 252		4- 6		252		256		263		.39093 273		24		26	
DIV. I NON-CONF.		4- 9		.30769 262		0- 0		276		270		290		.38135 290		26		26	
TOTALS		RPI 1-25		RPI 26-50		W-L RECORDS		RPI 51-100		RPI 101-150		RPI 150+							
9- 16		0- 0		0- 0		OVERALL		0- 3		1- 3		8- 10							
4- 8		0- 0		0- 0		HOME		0- 1		0- 3		4- 4							
4- 5		0- 0		0- 0		AWAY		0- 1		1- 0		3- 4							
1- 3		0- 0		0- 0		NEUTRAL		0- 1		0- 0		1- 2							
4- 9		0- 0		0- 0		NON-CONFERENCE		0- 2		0- 2		4- 5							
2- 5		0- 0		0- 0		HOME		0- 1		0- 2		2- 2							
1- 1		0- 0		0- 0		AWAY		0- 0		0- 0		1- 1							
1- 3		0- 0		0- 0		NEUTRAL		0- 1		0- 0		1- 2							
5- 7		0- 0		0- 0		CONFERENCE		0- 1		1- 1		4- 5							
2- 3		0- 0		0- 0		HOME		0- 0		0- 1		2- 2							
3- 4		0- 0		0- 0		AWAY		0- 1		1- 0		2- 3							
0- 0		0- 0		0- 0		NEUTRAL		0- 0		0- 0		0- 0							
RPI S	Opponent	Score		RPI S	Opponent	Score		RPI S	Opponent	Score		RPI S	Opponent	Score					
								67 H	Auburn	0	3	140 H	DePaul	1	3				
								86 N	Valparaiso	1	3	142 H	UMKC	1	3				
								94 A	Morehead St.	1	3	149 A	Southeast Mo. St.	3	1				
												149 H	Southeast Mo. St.	2	3				
												168 A	Eastern Ill.	1	3				
												174 H	Belmont	3	1				
												179 A	Eastern Ky.	3	2				
												203 A	Austin Peay	3	0				
												203 H	Austin Peay	1	3				
												213 N	Bradley	2	3				
												228 N	Memphis	1	3				
												233 A	Evansville	1	3				
												247 H	Georgia St.	3	1				
												249 H	Indiana St.	2	3				
												257 A	Murray St.	0	3				
												257 H	Murray St.	3	1				
												264 H	Akron	0	3				
												283 A	UT Martin	1	3				
												283 H	UT Martin	1	3				
												293 A	Neb. Omaha	3	0				
												302 N	Southern Utah	3	1				
												321 H	Ark.-Pine Bluff	3	0				
LAST 10 GAMES																			
								283 H	UT Martin	1	3	257 H	Murray St.	3	1				
								149 H	Southeast Mo. St.	2	3	94 A	Morehead St.	1	3				
								257 A	Murray St.	0	3	179 A	Eastern Ky.	3	2				
								203 A	Austin Peay	3	0	174 H	Belmont	3	1				
								203 H	Austin Peay	1	3	168 A	Eastern Ill.	1	3				

Non-Div. I Games:

SIU Edwardsville

Average RPI Win:	303	WON-LOST RECORD	WINNING PCT. RANK	LAST 10 GAMES	STRENGTH OF SCHEDULE	OPP. STRENGTH OF SCHEDULE	TEAM RPI	ADJ RPI	CONF. RPI	ADJ CONF. RPI			
Average RPI Loss:	170												
DIV. I ONLY	12- 14	.46154	200	4- 6	314	294	281	.39065	274	21	21		
DIV. I NON-CONF.	7- 6	.53846	157	1- 0	330	325	306	.36511	300	24	23		
<hr/>													
TOTALS	RPI 1-25	RPI 26-50		W-L RECORDS	RPI 51-100		RPI 101-150		RPI 150+				
12- 14	0- 0	0- 0		OVERALL	0- 3		0- 2		12- 9				
6- 7	0- 0	0- 0		HOME	0- 2		0- 0		6- 5				
3- 6	0- 0	0- 0		AWAY	0- 0		0- 2		3- 4				
3- 1	0- 0	0- 0		NEUTRAL	0- 1		0- 0		3- 0				
<hr/>													
7- 6	0- 0	0- 0		NON-CONFERENCE	0- 1		0- 1		7- 4				
2- 3	0- 0	0- 0		HOME	0- 0		0- 0		2- 3				
3- 2	0- 0	0- 0		AWAY	0- 0		0- 1		3- 1				
2- 1	0- 0	0- 0		NEUTRAL	0- 1		0- 0		2- 0				
<hr/>													
5- 8	0- 0	0- 0		CONFERENCE	0- 2		0- 1		5- 5				
4- 4	0- 0	0- 0		HOME	0- 2		0- 0		4- 2				
0- 4	0- 0	0- 0		AWAY	0- 0		0- 1		0- 3				
1- 0	0- 0	0- 0		NEUTRAL	0- 0		0- 0		1- 0				
<hr/>													
RPI S	Opponent	Score	RPI S	Opponent	Score	RPI S	Opponent	Score	RPI S	Opponent	Score		
						58 H	Central Ark.	0	3	103 A	Northwestern St.	1	3
						90 H	Oral Roberts	0	3	140 A	DePaul	0	3
						97 N	Western Mich.	0	3	152 A	A&M-Corpus Christi	0	3
										152 H	A&M-Corpus Christi	0	3
										172 H	Sam Houston St.	0	3
										186 A	Stephen F. Austin	2	3
										187 H	Southern Miss.	1	3
										196 A	Houston Baptist	1	3
										243 H	Lamar	3	1
										271 H	Southeastern La.	3	0
										275 H	Tex.-Pan American	2	3
										277 A	Louisiana Tech	2	3
										290 H	La.-Monroe	1	3
										291 H	Nicholls St.	3	0
										303 N	Providence	3	1
										306 H	New Orleans	3	1
										306 N	New Orleans	3	0
										310 A	Prairie View	3	0
										310 H	Prairie View	3	1
										315 A	Southern U.	3	0
				317 N	Chicago St.	3	0						
						332 A	Alcorn	3	0				
						332 H	Alcorn	3	0				
						LAST 10 GAMES							
						152 A	A&M-Corpus Christi	0	3	58 H	Central Ark.	0	3
						196 A	Houston Baptist	1	3	186 A	Stephen F. Austin	2	3
291 H	Nicholls St.	3	0	103 A	Northwestern St.	1	3						
332 A	Alcorn	3	0	306 H	New Orleans	3	1						
90 H	Oral Roberts	0	3	271 H	Southeastern La.	3	0						

Non-Div. I Games: Incarnate Word 3 0 Abilene Christian 3 1

McNeese St.

Average RPI Win: 294		WON-LOST RECORD		WINNING PCT. RANK		LAST 10 GAMES		STRENGTH OF SCHEDULE		OPP. STRENGTH OF SCHEDULE		TEAM RPI		ADJ RPI		CONF. RPI		ADJ CONF. RPI	
DIV. I ONLY		9- 17		.34615 258		1- 9		270		283		276		.39058 275		26		23	
DIV. I NON-CONF.		8- 6		.57143 140		0- 0		284		302		223		.4451 227		23		22	
TOTALS		RPI 1-25		RPI 26-50		W-L RECORDS		RPI 51-100		RPI 101-150		RPI 150+							
9- 17		0- 0		0- 0		OVERALL		0- 1		0- 5		9- 11							
0- 5		0- 0		0- 0		HOME		0- 0		0- 2		0- 3							
3- 10		0- 0		0- 0		AWAY		0- 1		0- 3		3- 6							
6- 2		0- 0		0- 0		NEUTRAL		0- 0		0- 0		6- 2							
8- 6		0- 0		0- 0		NON-CONFERENCE		0- 1		0- 0		8- 5							
0- 0		0- 0		0- 0		HOME		0- 0		0- 0		0- 0							
2- 4		0- 0		0- 0		AWAY		0- 1		0- 0		2- 3							
6- 2		0- 0		0- 0		NEUTRAL		0- 0		0- 0		6- 2							
1- 11		0- 0		0- 0		CONFERENCE		0- 0		0- 5		1- 6							
0- 5		0- 0		0- 0		HOME		0- 0		0- 2		0- 3							
1- 6		0- 0		0- 0		AWAY		0- 0		0- 3		1- 3							
0- 0		0- 0		0- 0		NEUTRAL		0- 0		0- 0		0- 0							
RPI	S	Opponent		Score		RPI	S	Opponent		Score		RPI	S	Opponent		Score			

Non-Div. I Games: Incarnate Word 3 2 Huston-Tillotson 3 0

Tex.-Pan American

Average RPI Win: 219		WON-LOST	WINNING	LAST 10	STRENGTH OF		OPP. STRENGTH	TEAM	ADJ	CONF.	ADJ CONF.
Average RPI Loss: 171		RECORD	PCT. RANK	GAMES	SCHEDULE		OF SCHEDULE	RPI	RPI	RPI	RPI
DIV. I ONLY		5- 14	.26316 281	3- 7	248		162	278	.38989 276	18	18
DIV. I NON-CONF.		2- 7	.22222 281	0- 0	265		108	292	.39544 278	21	20
TOTALS		RPI 1-25	RPI 26-50	W-L RECORDS	RPI 51-100		RPI 101-150	RPI 150+			
5- 14	0- 0		0- 2	OVERALL	0- 2		0- 2	5- 8			
3- 5	0- 0		0- 1	HOME	0- 0		0- 0	3- 4			
1- 6	0- 0		0- 1	AWAY	0- 1		0- 1	1- 3			
1- 3	0- 0		0- 0	NEUTRAL	0- 1		0- 1	1- 1			
2- 7	0- 0		0- 1	NON-CONFERENCE	0- 2		0- 1	2- 3			
1- 2	0- 0		0- 0	HOME	0- 0		0- 0	1- 2			
0- 2	0- 0		0- 1	AWAY	0- 1		0- 0	0- 0			
1- 3	0- 0		0- 0	NEUTRAL	0- 1		0- 1	1- 1			
3- 7	0- 0		0- 1	CONFERENCE	0- 0		0- 1	3- 5			
2- 3	0- 0		0- 1	HOME	0- 0		0- 0	2- 2			
1- 4	0- 0		0- 0	AWAY	0- 0		0- 1	1- 3			
0- 0	0- 0		0- 0	NEUTRAL	0- 0		0- 0	0- 0			
RPI S	Opponent	Score	RPI S	Opponent	Score	RPI S	Opponent	Score	RPI S	Opponent	Score
			46 H	Yale	1 3	68 A	Virginia	1 3	123 N	Boise St.	1 3
			48 A	Northwestern	0 3	96 N	Seton Hall	2 3	139 A	Harvard	0 3
									174 N	Belmont	2 3
									175 A	Penn	0 3
									175 H	Penn	3 2
									199 N	William & Mary	3 0
									204 H	Boston College	2 3
									215 H	Brown	3 0
									217 A	Dartmouth	3 2
									238 A	Cornell	2 3
									238 H	Cornell	2 3
									270 A	Princeton	1 3
									270 H	Princeton	1 3
									288 H	Fordham	3 1
									299 H	Binghamton	2 3
			LAST 10 GAMES								
			175 A	Penn	0 3	139 A	Harvard	0 3			
			270 A	Princeton	1 3	217 A	Dartmouth	3 2			
			238 H	Cornell	2 3	270 H	Princeton	1 3			
			46 H	Yale	1 3	175 H	Penn	3 2			
			215 H	Brown	3 0	238 A	Cornell	2 3			

Non-Div. I Games:

Columbia

Average RPI Win:	303	WON-LOST	WINNING	LAST 10	STRENGTH OF	OPP. STRENGTH	TEAM	ADJ	CONF.	ADJ CONF.					
Average RPI Loss:	152	RECORD	PCT. RANK	GAMES	SCHEDULE	OF SCHEDULE	RPI	RPI	RPI	RPI					
DIV. I ONLY	7- 17	.29167	273	1- 9	241	262	277	.38501	277	11	11				
DIV. I NON-CONF.	6- 8	.42857	207	0- 0	303	316	283	.38976	282	11	11				
<hr/>															
TOTALS	RPI 1-25	RPI 26-50		W-L RECORDS		RPI 51-100		RPI 101-150		RPI 150+					
7- 17	0- 0	0- 1		OVERALL		0- 5		0- 3		7- 8					
4- 7	0- 0	0- 0		HOME		0- 3		0- 2		4- 2					
1- 8	0- 0	0- 1		AWAY		0- 2		0- 1		1- 4					
2- 2	0- 0	0- 0		NEUTRAL		0- 0		0- 0		2- 2					
<hr/>															
6- 8	0- 0	0- 0		NON-CONFERENCE		0- 2		0- 1		6- 5					
4- 2	0- 0	0- 0		HOME		0- 1		0- 1		4- 0					
0- 4	0- 0	0- 0		AWAY		0- 1		0- 0		0- 3					
2- 2	0- 0	0- 0		NEUTRAL		0- 0		0- 0		2- 2					
<hr/>															
1- 9	0- 0	0- 1		CONFERENCE		0- 3		0- 2		1- 3					
0- 5	0- 0	0- 0		HOME		0- 2		0- 1		0- 2					
1- 4	0- 0	0- 1		AWAY		0- 1		0- 1		1- 1					
0- 0	0- 0	0- 0		NEUTRAL		0- 0		0- 0		0- 0					
<hr/>															
RPI	S	Opponent	Score	RPI	S	Opponent	Score	RPI	S	Opponent	Score				
				38	A	Tulsa	0	3	58	A	Central Ark.	0	3		
				65	H	UTSA	0	3	136	H	UTEP	1	3		
				82	H	Middle Tenn.	0	3	144	A	Marshall	0	3		
				97	H	Western Mich.	1	3	151	A	Texas-Arlington	1	3		
				100	A	North Texas	0	3	186	A	Stephen F. Austin	2	3		
				187	H	Southern Miss.	0	3	193	H	FIU	0	3		
				221	A	East Carolina	2	3	246	A	Charlotte	3	1		
				255	N	Stetson	1	3	271	A	Southeastern La.	1	3		
				274	H	McNeese St.	3	2	293	N	Neb. Omaha	2	3		
				306	H	New Orleans	3	2	315	N	Southern U.	3	0		
				321	H	Ark.-Pine Bluff	3	0	330	H	Grambling	3	0		
				330	N	Grambling	3	0							
				LAST 10 GAMES											
				100	A	North Texas	0	3	221	A	East Carolina	2	3		
				193	H	FIU	0	3	144	A	Marshall	0	3		
				38	A	Tulsa	0	3	246	A	Charlotte	3	1		
				187	H	Southern Miss.	0	3	65	H	UTSA	0	3		
82	H	Middle Tenn.	0	3	136	H	UTEP	1	3						

Non-Div. I Games: Abilene Christian 2 3

Louisiana Tech

Average RPI Win: 297		WON-LOST	WINNING	LAST 10	STRENGTH OF		OPP. STRENGTH	TEAM	ADJ	CONF.	ADJ CONF.
Average RPI Loss: 196		RECORD	PCT. RANK	GAMES	SCHEDULE		OF SCHEDULE	RPI	RPI	RPI	RPI
DIV. I ONLY		10- 15	.4 235	6- 4	277		306	271	.3847	278	28
DIV. I NON-CONF.		2- 9	.18182 288	0- 0	232		244	298	.37243	296	29
TOTALS		RPI 1-25	RPI 26-50	W-L RECORDS	RPI 51-100		RPI 101-150	RPI 150+			
10- 15	0- 0		0- 1	OVERALL	0- 1		0- 2	10- 11			
4- 8	0- 0		0- 1	HOME	0- 0		0- 2	4- 5			
5- 4	0- 0		0- 0	AWAY	0- 1		0- 0	5- 3			
1- 3	0- 0		0- 0	NEUTRAL	0- 0		0- 0	1- 3			
2- 9	0- 0		0- 1	NON-CONFERENCE	0- 1		0- 2	2- 5			
0- 5	0- 0		0- 1	HOME	0- 0		0- 2	0- 2			
1- 1	0- 0		0- 0	AWAY	0- 1		0- 0	1- 0			
1- 3	0- 0		0- 0	NEUTRAL	0- 0		0- 0	1- 3			
8- 6	0- 0		0- 0	CONFERENCE	0- 0		0- 0	8- 6			
4- 3	0- 0		0- 0	HOME	0- 0		0- 0	4- 3			
4- 3	0- 0		0- 0	AWAY	0- 0		0- 0	4- 3			
0- 0	0- 0		0- 0	NEUTRAL	0- 0		0- 0	0- 0			
RPI S	Opponent	Score	RPI S	Opponent	Score	RPI S	Opponent	Score	RPI S	Opponent	Score
			44 H	North Carolina St.	0 3	73 A	West Virginia	0 3	120 H	Buffalo	0 3
									141 H	Eastern Mich.	1 3
									177 A	Fairfield	1 3
									181 H	Cleveland St.	0 3
									184 H	Marist	0 3
									219 N	Navy	0 3
									227 H	Siena	2 3
									236 A	Iona	0 3
									236 H	Iona	3 2
									239 A	Bucknell	3 2
									241 A	Manhattan	0 3
									241 H	Manhattan	2 3
									279 N	Norfolk St.	2 3
									282 A	Rider	3 1
									282 H	Rider	3 0
									288 N	Fordham	2 3
									296 H	Hartford	1 3
									316 A	Quinnipiac	3 0
									320 A	Niagara	3 1
									320 H	Niagara	3 0
									325 N	Fairleigh Dickinson	3 0
									327 A	Saint Peter's	3 0
									327 H	Saint Peter's	3 0
			LAST 10 GAMES								
			241 A	Manhattan	0 3	316 A	Quinnipiac	3 0			
			236 A	Iona	0 3	177 A	Fairfield	1 3			
			327 H	Saint Peter's	3 0	241 H	Manhattan	2 3			
			282 H	Rider	3 0	236 H	Iona	3 2			
			320 A	Niagara	3 1	320 H	Niagara	3 0			

Non-Div. I Games:

Canisius

[illegible]

Non-Div. I Games:

Norfolk St.

Average RPI Win: 249		WON-LOST	WINNING	LAST 10	STRENGTH OF		OPP. STRENGTH	TEAM	ADJ	CONF.	ADJ CONF.
Average RPI Loss: 147		RECORD	PCT. RANK	GAMES	SCHEDULE		OF SCHEDULE	RPI	RPI	RPI	RPI
DIV. I ONLY		4- 21	.16	308	0- 10		163	173	282	.38163	280
DIV. I NON-CONF.		4- 10	.28571	268	0- 0		197	156	251	.42407	250
TOTALS		RPI 1-25	RPI 26-50		W-L RECORDS		RPI 51-100		RPI 101-150		RPI 150+
4- 21	0- 0	0- 2		OVERALL		0- 4		0- 5		4- 10	
0- 5	0- 0	0- 1		HOME		0- 1		0- 1		0- 2	
0- 11	0- 0	0- 0		AWAY		0- 2		0- 3		0- 6	
4- 5	0- 0	0- 1		NEUTRAL		0- 1		0- 1		4- 2	
4- 10	0- 0	0- 1		NON-CONFERENCE		0- 3		0- 2		4- 4	
0- 1	0- 0	0- 0		HOME		0- 1		0- 0		0- 0	
0- 4	0- 0	0- 0		AWAY		0- 1		0- 1		0- 2	
4- 5	0- 0	0- 1		NEUTRAL		0- 1		0- 1		4- 2	
0- 11	0- 0	0- 1		CONFERENCE		0- 1		0- 3		0- 6	
0- 4	0- 0	0- 1		HOME		0- 0		0- 1		0- 2	
0- 7	0- 0	0- 0		AWAY		0- 1		0- 2		0- 4	
0- 0	0- 0	0- 0		NEUTRAL		0- 0		0- 0		0- 0	
RPI S	Opponent	Score	RPI S	Opponent	Score	RPI S	Opponent	Score	RPI S	Opponent	Score
			32 N	Colorado	1 3	92 A	UCF	0 3	114 A	South Fla.	0 3
			50 H	Louisville	1 3	94 N	Morehead St.	0 3	116 A	Pittsburgh	1 3
						95 A	Indiana	0 3	124 A	SMU	0 3
						96 H	Seton Hall	2 3	124 H	SMU	1 3
									132 N	Furman	1 3
									153 A	Syracuse	2 3
									163 A	Temple	0 3
									173 N	Oakland	1 3
									191 A	Houston	1 3
									191 H	Houston	0 3
									195 N	Kent St.	3 0
									198 A	Connecticut	1 3
									206 A	Delaware	2 3
									228 A	Memphis	1 3
									238 N	Cornell	3 2
									242 N	Sacred Heart	2 3
									258 N	Stony Brook	3 2
									266 H	Cincinnati	2 3
									304 N	Robert Morris	3 1
			LAST 10 GAMES								
			191 A	Houston	1 3	228 A	Memphis	1 3			
			124 A	SMU	0 3	198 A	Connecticut	1 3			
			266 H	Cincinnati	2 3	92 A	UCF	0 3			
			50 H	Louisville	1 3	114 A	South Fla.	0 3			
			163 A	Temple	0 3	124 H	SMU	1 3			

Non-Div. I Games:

Rutgers

Average RPI Win:		253	WON-LOST RECORD		WINNING PCT. RANK		LAST 10 GAMES		STRENGTH OF SCHEDULE		OPP. STRENGTH OF SCHEDULE		TEAM RPI		ADJ RPI		CONF. RPI		ADJ CONF. RPI	
DIV. I ONLY			2- 22	.08333	321	0- 10			146		113		288		.38019	281	10		10	
DIV. I NON-CONF.			2- 10	.16667	290	0- 0			165		139		270		.41205	262	9		9	
TOTALS		RPI 1-25		RPI 26-50		W-L RECORDS		RPI 51-100		RPI 101-150		RPI 150+								
2- 22		0- 1		0- 1		OVERALL		0- 8		0- 4		2- 8								
1- 8		0- 1		0- 0		HOME		0- 3		0- 2		1- 2								
0- 9		0- 0		0- 1		AWAY		0- 4		0- 1		0- 3								
1- 5		0- 0		0- 0		NEUTRAL		0- 1		0- 1		1- 3								
2- 10		0- 0		0- 1		NON-CONFERENCE		0- 3		0- 2		2- 4								
1- 2		0- 0		0- 0		HOME		0- 1		0- 1		1- 0								
0- 3		0- 0		0- 1		AWAY		0- 1		0- 0		0- 1								
1- 5		0- 0		0- 0		NEUTRAL		0- 1		0- 1		1- 3								
0- 12		0- 1		0- 0		CONFERENCE		0- 5		0- 2		0- 4								
0- 6		0- 1		0- 0		HOME		0- 2		0- 1		0- 2								
0- 6		0- 0		0- 0		AWAY		0- 3		0- 1		0- 2								
0- 0		0- 0		0- 0		NEUTRAL		0- 0		0- 0		0- 0								
RPI	S	Opponent		Score		RPI	S	Opponent		Score		RPI	S	Opponent		Score				
20	H	Colorado St.		1 3		29	A	California		0 3		59	A	Washington St.		1 3				
												63	N	UC Santa Barbara		2 3				
												64	H	Utah St.		0 3				
												66	A	New Mexico		0 3				
												78	A	San Diego St.		0 3				
												81	H	Illinois St.		0 3				
												88	A	Fresno St.		0 3				
												88	H	Fresno St.		0 3				
												104	A	UNLV		0 3				
												123	H	Boise St.		2 3				
												125	H	UC Davis		0 3				
												131	N	New Mexico St.		0 3				
												160	N	Idaho		0 3				
												162	N	Cal St. Fullerton		0 3				
												164	H	Wyoming		0 3				
												208	N	Seattle		0 3				
												211	N	Montana		3 2				
												217	A	Texas Tech		0 3				
												222	A	Air Force		0 3				
												254	A	San Jose St.		2 3				
												254	H	San Jose St.		0 3				
												294	H	Weber St.		3 0				
LAST 10 GAMES																				
						254	H	San Jose St.		0 3		123	H	Boise St.		2 3				
						88	H	Fresno St.		0 3		88	A	Fresno St.		0 3				
						66	A	New Mexico		0 3		254	A	San Jose St.		2 3				
						222	A	Air Force		0 3		164	H	Wyoming		0 3				
						64	H	Utah St.		0 3		20	H	Colorado St.		1 3				

Non-Div. I Games:

Nevada

Average RPI Win: 307		WON-LOST	WINNING	LAST 10	STRENGTH OF		OPP. STRENGTH	TEAM	ADJ	CONF.	ADJ CONF.
Average RPI Loss: 220		RECORD	PCT. RANK	GAMES	SCHEDULE		OF SCHEDULE	RPI	RPI	RPI	RPI
DIV. I ONLY		14- 11	.56	137	328		318	283	.37876	282	28
DIV. I NON-CONF.		9- 2	.81818	38	328		327	224	.45217	220	29
TOTALS		RPI 1-25	RPI 26-50		W-L RECORDS		RPI 51-100		RPI 101-150		RPI 150+
14- 11	0- 0	0- 0		OVERALL		0- 1		0- 0		14- 10	
4- 5	0- 0	0- 0		HOME		0- 0		0- 0		4- 5	
5- 6	0- 0	0- 0		AWAY		0- 1		0- 0		5- 5	
5- 0	0- 0	0- 0		NEUTRAL		0- 0		0- 0		5- 0	
9- 2	0- 0	0- 0		NON-CONFERENCE		0- 1		0- 0		9- 1	
2- 0	0- 0	0- 0		HOME		0- 0		0- 0		2- 0	
2- 2	0- 0	0- 0		AWAY		0- 1		0- 0		2- 1	
5- 0	0- 0	0- 0		NEUTRAL		0- 0		0- 0		5- 0	
5- 9	0- 0	0- 0		CONFERENCE		0- 0		0- 0		5- 9	
2- 5	0- 0	0- 0		HOME		0- 0		0- 0		2- 5	
3- 4	0- 0	0- 0		AWAY		0- 0		0- 0		3- 4	
0- 0	0- 0	0- 0		NEUTRAL		0- 0		0- 0		0- 0	
RPI S	Opponent	Score	RPI S	Opponent	Score	RPI S	Opponent	Score	RPI S	Opponent	Score
						70 A	Tulane	0 3	177 A	Fairfield	2 3
									177 H	Fairfield	0 3
									184 H	Marist	1 3
									227 H	Siena	0 3
									236 A	Iona	1 3
									236 H	Iona	0 3
									239 A	Bucknell	1 3
									241 A	Manhattan	3 2
									244 N	Howard	3 1
									278 A	Canisius	0 3
									278 H	Canisius	1 3
									291 N	Nicholls St.	3 0
									300 N	NJIT	3 0
									316 A	Quinnipiac	1 3
									316 H	Quinnipiac	3 0
									318 N	Mississippi Val.	3 0
									319 A	St. Francis Brooklyn	3 0
									320 A	Niagara	3 2
									320 H	Niagara	3 0
									322 H	La Salle	3 0
									325 A	Fairleigh Dickinson	3 0
									325 N	Fairleigh Dickinson	3 0
									327 A	Saint Peter's	3 1
									329 H	Delaware St.	3 0
LAST 10 GAMES											
						177 H	Fairfield	0 3	329 H	Delaware St.	3 0
						316 H	Quinnipiac	3 0	241 A	Manhattan	3 2
						236 H	Iona	0 3	236 A	Iona	1 3
						320 A	Niagara	3 2	227 H	Siena	0 3
						278 A	Canisius	0 3	184 H	Marist	1 3

Non-Div. I Games:

Rider

Average RPI Win:	246	WON-LOST RECORD	WINNING PCT. RANK	LAST 10 GAMES	STRENGTH OF SCHEDULE	OPP. STRENGTH OF SCHEDULE	TEAM RPI	ADJ RPI	CONF. RPI	ADJ CONF. RPI		
Average RPI Loss:	182											
DIV. I ONLY		9- 19	.32143 265	2- 8	262	208	273	.37764 283	24	26		
DIV. I NON-CONF.		6- 10	.375 236	0- 0	279	169	265	.40671 266	26	26		
<hr/>												
TOTALS	RPI 1-25	RPI 26-50		W-L RECORDS	RPI 51-100		RPI 101-150		RPI 150+			
9- 19	0- 0	0- 2		OVERALL	0- 1		1- 2		8- 14			
3- 4	0- 0	0- 0		HOME	0- 1		1- 0		2- 3			
3- 8	0- 0	0- 2		AWAY	0- 0		0- 0		3- 6			
3- 7	0- 0	0- 0		NEUTRAL	0- 0		0- 2		3- 5			
<hr/>												
6- 10	0- 0	0- 2		NON-CONFERENCE	0- 0		0- 2		6- 6			
1- 0	0- 0	0- 0		HOME	0- 0		0- 0		1- 0			
2- 3	0- 0	0- 2		AWAY	0- 0		0- 0		2- 1			
3- 7	0- 0	0- 0		NEUTRAL	0- 0		0- 2		3- 5			
<hr/>												
3- 9	0- 0	0- 0		CONFERENCE	0- 1		1- 0		2- 8			
2- 4	0- 0	0- 0		HOME	0- 1		1- 0		1- 3			
1- 5	0- 0	0- 0		AWAY	0- 0		0- 0		1- 5			
0- 0	0- 0	0- 0		NEUTRAL	0- 0		0- 0		0- 0			
<hr/>												
RPI S	Opponent	Score	RPI S	Opponent	Score	RPI S	Opponent	Score	RPI S	Opponent	Score	
			39 A	Butler	0 3		94 H	Morehead St.	0 3	102 N	Toledo	1 3
			41 A	Alabama	0 3					148 N	Green Bay	0 3
										149 H	Southeast Mo. St.	3 2
										154 N	Tennessee	1 3
										168 A	Eastern Ill.	0 3
										168 H	Eastern Ill.	0 3
										174 A	Belmont	0 3
										176 N	Arkansas St.	1 3
										179 H	Eastern Ky.	1 3
										201 N	South Ala.	1 3
										203 A	Austin Peay	0 3
										213 A	Bradley	3 1
										225 N	UNC Asheville	3 1
										229 N	Western Ill.	1 3
										233 H	Evansville	3 2
										246 N	Charlotte	3 0
										251 A	Tennessee St.	1 3
										257 A	Murray St.	1 3
										273 A	SIU Edwardsville	3 1
										273 H	SIU Edwardsville	3 1
										284 A	Alabama A&M	1 3
										287 A	Chattanooga	3 2
										291 N	Nicholls St.	2 3
										298 H	Tennessee Tech	2 3
										313 N	UMES	3 0
<hr/>												
			LAST 10 GAMES									
			273 A	SIU Edwardsville	3 1		251 A	Tennessee St.	1 3			
			168 A	Eastern Ill.	0 3		203 A	Austin Peay	0 3			
			94 H	Morehead St.	0 3		257 A	Murray St.	1 3			
			179 H	Eastern Ky.	1 3		298 H	Tennessee Tech	2 3			
			174 A	Belmont	0 3		149 H	Southeast Mo. St.	3 2			

Non-Div. I Games:

UT Martin

Average RPI Win:		311	WON-LOST RECORD		WINNING PCT. RANK		LAST 10 GAMES		STRENGTH OF SCHEDULE		OPP. STRENGTH OF SCHEDULE		TEAM RPI		ADJ RPI		CONF. RPI		ADJ CONF. RPI				
Average RPI Loss:		157																					
DIV. I ONLY			4- 17		.19048 302		4- 5		165		276		284		.37557 284		33		33				
DIV. I NON-CONF.			1- 15		.0625 313		1- 3		64		173		264		.40011 274		33		32				
<hr/>																							
TOTALS		RPI 1-25		RPI 26-50		W-L RECORDS		RPI 51-100		RPI 101-150		RPI 150+											
4- 17		0- 2		0- 1		OVERALL		0- 4		0- 2		4- 8											
2- 2		0- 0		0- 0		HOME		0- 0		0- 1		2- 1											
2- 7		0- 0		0- 1		AWAY		0- 2		0- 0		2- 4											
0- 8		0- 2		0- 0		NEUTRAL		0- 2		0- 1		0- 3											
1- 15		0- 2		0- 1		NON-CONFERENCE		0- 4		0- 2		1- 6											
1- 1		0- 0		0- 0		HOME		0- 0		0- 1		1- 0											
0- 6		0- 0		0- 1		AWAY		0- 2		0- 0		0- 3											
0- 8		0- 2		0- 0		NEUTRAL		0- 2		0- 1		0- 3											
3- 2		0- 0		0- 0		CONFERENCE		0- 0		0- 0		3- 2											
1- 1		0- 0		0- 0		HOME		0- 0		0- 0		1- 1											
2- 1		0- 0		0- 0		AWAY		0- 0		0- 0		2- 1											
0- 0		0- 0		0- 0		NEUTRAL		0- 0		0- 0		0- 0											
RPI	S	Opponent		Score		RPI	S	Opponent		Score		RPI	S	Opponent		Score		RPI	S	Opponent		Score	
5	N	Southern California		0	3	30	A	Purdue		0	3	56	N	Western Ky.		0	3	115	H	UAB		0	3
19	N	Oklahoma		0	3							69	A	Col. of Charleston		0	3	124	N	SMU		0	3
												72	A	Missouri St.		0	3	197	N	Western Caro.		0	3
												82	N	Middle Tenn.		0	3	225	N	UNC Asheville		0	3
																		228	A	Memphis		0	3
																		251	A	Tennessee St.		0	3
																		271	N	Southeastern La.		1	3
																		283	H	UT Martin		3	1
																		289	H	Alabama St.		0	3
																		312	A	Jackson St.		2	3
																		312	H	Jackson St.		3	2
																		318	A	Mississippi Val.		3	0
																		324	A	South Carolina St.		2	3
																		332	A	Alcorn		3	0
<hr/>																							
LAST 10 GAMES																							
312 A		Jackson St.		2	3	332 A		Alcorn		3	0												
115 H		UAB		0	3	318 A		Mississippi Val.		3	0												
289 H		Alabama St.		0	3	283 H		UT Martin		3	1												
324 A		South Carolina St.		2	3	225 N		UNC Asheville		0	3												
312 H		Jackson St.		3	2	124 N		SMU		0	3												

Non-Div. I Games: Ala.-Huntsville 2 3 Albany St. (GA) 3 1

Alabama A&M

Average RPI Win: 291		WON-LOST	WINNING	LAST 10	STRENGTH OF		OPP. STRENGTH	TEAM	ADJ	CONF.	ADJ CONF.
Average RPI Loss: 141		RECORD	PCT. RANK	GAMES	SCHEDULE		OF SCHEDULE	RPI	RPI	RPI	RPI
DIV. I ONLY		3- 20	.13043	313	1- 9		187	167	293	.37468	285
DIV. I NON-CONF.		2- 11	.15385	293	0- 1		103	159	256	.42486	248
TOTALS		RPI 1-25	RPI 26-50		W-L RECORDS		RPI 51-100		RPI 101-150		RPI 150+
3- 20	0- 0	0- 1		OVERALL		0- 4		0- 7		3- 8	
0- 5	0- 0	0- 0		HOME		0- 1		0- 2		0- 2	
2- 9	0- 0	0- 0		AWAY		0- 2		0- 3		2- 4	
1- 6	0- 0	0- 1		NEUTRAL		0- 1		0- 2		1- 2	
2- 11	0- 0	0- 1		NON-CONFERENCE		0- 2		0- 5		2- 3	
0- 0	0- 0	0- 0		HOME		0- 0		0- 0		0- 0	
1- 5	0- 0	0- 0		AWAY		0- 1		0- 3		1- 1	
1- 6	0- 0	0- 1		NEUTRAL		0- 1		0- 2		1- 2	
1- 9	0- 0	0- 0		CONFERENCE		0- 2		0- 2		1- 5	
0- 5	0- 0	0- 0		HOME		0- 1		0- 2		0- 2	
1- 4	0- 0	0- 0		AWAY		0- 1		0- 0		1- 3	
0- 0	0- 0	0- 0		NEUTRAL		0- 0		0- 0		0- 0	
RPI S	Opponent	Score	RPI S	Opponent	Score	RPI S	Opponent	Score	RPI S	Opponent	Score
			33 N	Iowa St.	0 3	54 N	Texas A&M	0 3	110 A	North Dakota	0 3
						60 A	UNI	1 3	119 H	IUPUI	0 3
						99 A	South Dakota	1 3	128 N	Jacksonville	0 3
						99 H	South Dakota	1 3	131 A	New Mexico St.	0 3
									136 A	UTEP	0 3
									140 N	DePaul	0 3
									150 H	IPFW	0 3
									167 A	Denver	0 3
									167 H	Denver	0 3
									168 N	Eastern Ill.	1 3
									193 A	FIU	0 3
									194 N	Hampton	0 3
									220 A	North Dakota St.	1 3
									220 H	North Dakota St.	0 3
									229 A	Western Ill.	0 3
									287 N	Chattanooga	3 0
									292 A	Drake	3 2
									293 A	Neb. Omaha	3 1
LAST 10 GAMES											
			167 A	Denver	0 3		293 A	Neb. Omaha	3 1		
			99 A	South Dakota	1 3		229 A	Western Ill.	0 3		
			220 H	North Dakota St.	0 3		99 H	South Dakota	1 3		
			150 H	IPFW	0 3		167 H	Denver	0 3		
			119 H	IUPUI	0 3		60 A	UNI	1 3		

Non-Div. I Games:

South Dakota St.

Average RPI Win:		250	WON-LOST RECORD		WINNING PCT. RANK		LAST 10 GAMES		STRENGTH OF SCHEDULE		OPP. STRENGTH OF SCHEDULE		TEAM RPI		ADJ RPI		CONF. RPI		ADJ CONF. RPI	
DIV. I ONLY			5- 20		.2 301		3- 7		221		215		287		.37275 286		25		24	
DIV. I NON-CONF.			2- 9		.18182 288		0- 0		155		211		273		.40943 264		19		18	
TOTALS		RPI 1-25		RPI 26-50		W-L RECORDS		RPI 51-100		RPI 101-150		RPI 150+								
5- 20		0- 1		0- 0		OVERALL		0- 2		1- 7		4- 10								
3- 6		0- 0		0- 0		HOME		0- 1		1- 3		2- 2								
1- 10		0- 1		0- 0		AWAY		0- 1		0- 3		1- 5								
1- 4		0- 0		0- 0		NEUTRAL		0- 0		0- 1		1- 3								
2- 9		0- 1		0- 0		NON-CONFERENCE		0- 2		0- 2		2- 4								
1- 2		0- 0		0- 0		HOME		0- 1		0- 1		1- 0								
0- 3		0- 1		0- 0		AWAY		0- 1		0- 0		0- 1								
1- 4		0- 0		0- 0		NEUTRAL		0- 0		0- 1		1- 3								
3- 11		0- 0		0- 0		CONFERENCE		0- 0		1- 5		2- 6								
2- 4		0- 0		0- 0		HOME		0- 0		1- 2		1- 2								
1- 7		0- 0		0- 0		AWAY		0- 0		0- 3		1- 4								
0- 0		0- 0		0- 0		NEUTRAL		0- 0		0- 0		0- 0								
RPI	S	Opponent		Score		RPI	S	Opponent		Score		RPI	S	Opponent		Score				
24	A	BYU		0 3								108	A	Portland St.		1 3				
												94	A	Morehead St.		2 3				
												99	H	South Dakota		0 3				

Non-Div. I Games:

Montana St.

Average RPI Win:	224	WON-LOST RECORD	WINNING PCT. RANK	LAST 10 GAMES	STRENGTH OF SCHEDULE	OPP. STRENGTH OF SCHEDULE	TEAM RPI	ADJ RPI	CONF. RPI	ADJ CONF. RPI	
Average RPI Loss:	177										
DIV. I ONLY		4- 23	.14815 310	2- 8	131	254	280	.37145 287	19	19	
DIV. I NON-CONF.		1- 14	.06667 312	0- 0	158	261	302	.35491 305	22	25	
<hr/>											
TOTALS	RPI 1-25	RPI 26-50		W-L RECORDS	RPI 51-100		RPI 101-150		RPI 150+		
4- 23	0- 0	0- 0		OVERALL	0- 2		1- 5		3- 16		
1- 10	0- 0	0- 0		HOME	0- 0		1- 1		0- 9		
2- 8	0- 0	0- 0		AWAY	0- 1		0- 3		2- 4		
1- 5	0- 0	0- 0		NEUTRAL	0- 1		0- 1		1- 3		
1- 14	0- 0	0- 0		NON-CONFERENCE	0- 1		0- 3		1- 10		
0- 5	0- 0	0- 0		HOME	0- 0		0- 1		0- 4		
0- 4	0- 0	0- 0		AWAY	0- 0		0- 1		0- 3		
1- 5	0- 0	0- 0		NEUTRAL	0- 1		0- 1		1- 3		
3- 9	0- 0	0- 0		CONFERENCE	0- 1		1- 2		2- 6		
1- 5	0- 0	0- 0		HOME	0- 0		1- 0		0- 5		
2- 4	0- 0	0- 0		AWAY	0- 1		0- 2		2- 1		
0- 0	0- 0	0- 0		NEUTRAL	0- 0		0- 0		0- 0		
<hr/>											
RPI S	Opponent	Score	RPI S	Opponent	Score	RPI S	Opponent	Score	RPI S	Opponent	Score
						69 N	Col. of Charleston	2 3	106 A	Ole Miss	0 3
						80 A	Ga. Southern	1 3	115 H	UAB	1 3
						128 N	Jacksonville	0 3			
						132 A	Furman	1 3			
						145 A	Samford	1 3			
						145 H	Samford	3 0			
						154 H	Tennessee	0 3			
						158 H	Appalachian St.	1 3			
						171 H	UNC Greensboro	2 3			
						174 A	Belmont	0 3			
						180 A	Georgia Tech	0 3			
						185 H	Elon	2 3			
						187 N	Southern Miss.	3 2			
						193 A	FIU	0 3			
						197 H	Western Caro.	0 3			
						207 A	Davidson	1 3			
						207 H	Davidson	1 3			
						214 N	La.-Lafayette	1 3			
						216 N	Florida A&M	2 3			
						225 H	UNC Asheville	1 3			
246 H	Charlotte	2 3									
			LAST 10 GAMES			262 A	Wofford	3 2			
						283 H	UT Martin	2 3			
						285 N	South Dakota St.	0 3			
						301 A	Citadel	3 1			
145 A	Samford	1 3									
301 A	Citadel	3 1									
80 A	Ga. Southern	1 3									
185 H	Elon	2 3									
						171 H	UNC Greensboro	2 3			
						207 A	Davidson	1 3			
						145 H	Samford	3 0			
						197 H	Western Caro.	0 3			
						158 H	Appalachian St.	1 3			

Non-Div. I Games:

Chattanooga

Average RPI Win: 278		WON-LOST	WINNING	LAST 10	STRENGTH OF		OPP. STRENGTH	TEAM	ADJ	CONF.	ADJ CONF.
Average RPI Loss: 184		RECORD	PCT. RANK	GAMES	SCHEDULE		OF SCHEDULE	RPI	RPI	RPI	RPI
DIV. I ONLY		9- 17	.34615	258	2- 8		290	261	285	.36968	288
DIV. I NON-CONF.		7- 9	.4375	202	0- 1		292	306	269	.39276	280
TOTALS		RPI 1-25	RPI 26-50		W-L RECORDS		RPI 51-100		RPI 101-150		RPI 150+
9- 17	0- 0	0- 0		OVERALL		0- 2		0- 5		9- 10	
3- 6	0- 0	0- 0		HOME		0- 1		0- 2		3- 3	
0- 8	0- 0	0- 0		AWAY		0- 1		0- 3		0- 4	
6- 3	0- 0	0- 0		NEUTRAL		0- 0		0- 0		6- 3	
7- 9	0- 0	0- 0		NON-CONFERENCE		0- 1		0- 1		7- 7	
1- 1	0- 0	0- 0		HOME		0- 0		0- 0		1- 1	
0- 5	0- 0	0- 0		AWAY		0- 1		0- 1		0- 3	
6- 3	0- 0	0- 0		NEUTRAL		0- 0		0- 0		6- 3	
2- 8	0- 0	0- 0		CONFERENCE		0- 1		0- 4		2- 3	
2- 5	0- 0	0- 0		HOME		0- 1		0- 2		2- 2	
0- 3	0- 0	0- 0		AWAY		0- 0		0- 2		0- 1	
0- 0	0- 0	0- 0		NEUTRAL		0- 0		0- 0		0- 0	
RPI S	Opponent	Score	RPI S	Opponent	Score	RPI S	Opponent	Score	RPI S	Opponent	Score
						52 H	VCU	0 3	117 A	Duquesne	0 3
						73 A	West Virginia	0 3	117 H	Duquesne	1 3
									121 A	Dayton	1 3
									121 H	Dayton	0 3
									133 A	St. John's (NY)	0 3
									182 H	Rhode Island	0 3
									202 A	Central Conn. St.	2 3
									204 N	Boston College	0 3
									205 H	Hofstra	3 1
									212 A	Saint Louis	1 3
									212 H	Saint Louis	0 3
									219 N	Navy	3 0
									258 H	Stony Brook	2 3
									259 A	Winthrop	0 3
									265 H	George Mason	3 1
									276 A	Columbia	1 3
									278 N	Canisius	3 2
									279 N	Norfolk St.	3 0
									296 N	Hartford	0 3
									298 N	Tennessee Tech	1 3
									299 N	Binghamton	3 1
									300 N	NJIT	3 0
									322 H	La Salle	3 0
									331 N	Savannah St.	3 0
LAST 10 GAMES											
						212 H	Saint Louis	0 3	212 A	Saint Louis	1 3
						322 H	La Salle	3 0	121 H	Dayton	0 3
						52 H	VCU	0 3	117 H	Duquesne	1 3
						117 A	Duquesne	0 3	258 H	Stony Brook	2 3
						121 A	Dayton	1 3	265 H	George Mason	3 1

Non-Div. I Games:

Fordham

Average RPI Win: 318		WON-LOST RECORD		WINNING PCT. RANK		LAST 10 GAMES		STRENGTH OF SCHEDULE		OPP. STRENGTH OF SCHEDULE		TEAM RPI		ADJ RPI		CONF. RPI		ADJ CONF. RPI	
Average RPI Loss: 180																			
DIV. I ONLY		16- 14		.53333 157		7- 2		331		310		292		.36917 289		33		33	
DIV. I NON-CONF.		4- 13		.23529 280		1- 1		309		224		313		.34173 309		33		32	
TOTALS		RPI 1-25		RPI 26-50		W-L RECORDS		RPI 51-100		RPI 101-150		RPI 150+							
16- 14		0- 0		0- 1		OVERALL		0- 3		0- 2		16- 8							
4- 1		0- 0		0- 0		HOME		0- 0		0- 0		4- 1							
8- 8		0- 0		0- 1		AWAY		0- 2		0- 1		8- 4							
4- 5		0- 0		0- 0		NEUTRAL		0- 1		0- 1		4- 3							
4- 13		0- 0		0- 1		NON-CONFERENCE		0- 3		0- 2		4- 7							
2- 1		0- 0		0- 0		HOME		0- 0		0- 0		2- 1							
2- 7		0- 0		0- 1		AWAY		0- 2		0- 1		2- 3							
0- 5		0- 0		0- 0		NEUTRAL		0- 1		0- 1		0- 3							
12- 1		0- 0		0- 0		CONFERENCE		0- 0		0- 0		12- 1							
2- 0		0- 0		0- 0		HOME		0- 0		0- 0		2- 0							
6- 1		0- 0		0- 0		AWAY		0- 0		0- 0		6- 1							
4- 0		0- 0		0- 0		NEUTRAL		0- 0		0- 0		4- 0							
RPI S	Opponent	Score		RPI S	Opponent	Score		RPI S	Opponent	Score		RPI S	Opponent	Score					
				41 A	Alabama	0	3	51 A	Arizona St.	0	3	115 A	UAB	0	3				
								86 N	Valparaiso	0	3	138 N	Cal Poly	1	3				
								92 A	UCF	0	3	171 A	UNC Greensboro	0	3				
												235 A	Troy	0	3				
												237 H	Jacksonville St.	0	3				
												240 A	Texas Southern	2	3				
												248 N	North Florida	0	3				
												257 N	Murray St.	0	3				
												284 A	Alabama A&M	3	0				
												290 N	La.-Monroe	2	3				
												306 H	New Orleans	3	1				
												310 A	Prairie View	3	1				
												310 N	Prairie View	3	2				
												312 A	Jackson St.	3	2				
												312 H	Jackson St.	3	1				
												314 A	N.C. A&T	2	3				
												315 A	Southern U.	3	0				
												318 A	Mississippi Val.	3	0				
												321 H	Ark.-Pine Bluff	3	0				
												321 N	Ark.-Pine Bluff	3	0				
												323 A	N.C. Central	3	0				
												330 N	Grambling	3	0				
												331 A	Savannah St.	3	0				
												331 H	Savannah St.	3	0				
												332 A	Alcorn	3	0				
												332 N	Alcorn	3	0				
LAST 10 GAMES																			
				312 A	Jackson St.	3	2	284 A	Alabama A&M	3	0	331 A	Savannah St.	3	0				
				115 A	UAB	0	3	312 H	Jackson St.	3	1	331 H	Savannah St.	3	0				
				240 A	Texas Southern	2	3	330 N	Grambling	3	0	332 A	Alcorn	3	0				
				310 A	Prairie View	3	1	315 A	Southern U.	3	0	332 N	Alcorn	3	0				
				331 A	Savannah St.	3	0	310 N	Prairie View	3	2								

Non-Div. I Games: Stillman 3 0

Alabama St.

Average RPI Win:		272	WON-LOST RECORD		WINNING PCT. RANK		LAST 10 GAMES		STRENGTH OF SCHEDULE		OPP. STRENGTH OF SCHEDULE		TEAM RPI		ADJ RPI		CONF. RPI		ADJ CONF. RPI								
DIV. I ONLY			6- 23		.2069 298		2- 8		181		240		279		.36813 290		16		16								
DIV. I NON-CONF.			4- 12		.25 276		0- 0		215		274		284		.38154 289		17		16								
TOTALS		RPI 1-25		RPI 26-50		W-L RECORDS		RPI 51-100		RPI 101-150		RPI 150+															
6- 23		0- 1		0- 0		OVERALL		0- 5		0- 4		6- 13															
2- 4		0- 0		0- 0		HOME		0- 1		0- 1		2- 2															
1- 12		0- 0		0- 0		AWAY		0- 3		0- 2		1- 7															
3- 7		0- 1		0- 0		NEUTRAL		0- 1		0- 1		3- 4															
4- 12		0- 1		0- 0		NON-CONFERENCE		0- 3		0- 1		4- 7															
0- 1		0- 0		0- 0		HOME		0- 0		0- 0		0- 1															
1- 4		0- 0		0- 0		AWAY		0- 2		0- 0		1- 2															
3- 7		0- 1		0- 0		NEUTRAL		0- 1		0- 1		3- 4															
2- 11		0- 0		0- 0		CONFERENCE		0- 2		0- 3		2- 6															
2- 3		0- 0		0- 0		HOME		0- 1		0- 1		2- 1															
0- 8		0- 0		0- 0		AWAY		0- 1		0- 2		0- 5															
0- 0		0- 0		0- 0		NEUTRAL		0- 0		0- 0		0- 0															
RPI	S	Opponent		Score		RPI	S	Opponent		Score		RPI	S	Opponent		Score											
8	N	Nebraska		0 3								51	A	Arizona St.		0 3		112	A	UALR		0 3					
												56	A	Western Ky.		1 3		112	H	UALR		0 3					
												56	H	Western Ky.		0 3		121	A	Texas St.		0 3					
												58	A	Central Ark.		0 3		138	N	Cal Poly		2 3					
												67	N	Auburn		0 3		151	A	Texas-Arlington		1 3					
																		176	A	Arkansas St.		0 3					
																		186	H	Stephen F. Austin		0 3					
																		187	N	Southern Miss.		0 3					
																		201	H	South Ala.		3 2					
																		212	A	Saint Louis		1 3					
																		214	A	La.-Lafayette		0 3					
																		235	A	Troy		0 3					
																		235	H	Troy		3 2					
																		247	A	Georgia St.		0 3					
																		247	H	Georgia St.		0 3					
																		263	A	Grand Canyon		0 3					
																		274	A	McNeese St.		3 1					
																		275	N	Tex.-Pan American		0 3					
																		275	N	Tex.-Pan American		0 3					
																		289	N	Alabama St.		3 2					
																		310	N	Prairie View		3 0					
																		312	N	Jackson St.		2 3					
																		321	N	Ark.-Pine Bluff		3 0					
						LAST 10 GAMES																					
						235 H Troy						3 2		176 A Arkansas St.						0 3		321 N Ark.-Pine Bluff					
						112 A UALR						0 3		235 A Troy						0 3							
						247 H Georgia St.						0 3		56 A Western Ky.						1 3							
						56 H Western Ky.						0 3		201 H South Ala.						3 2							
						247 A Georgia St.						0 3		112 H UALR						0 3							

Non-Div. I Games:

La.-Monroe

Average RPI Win: 302		WON-LOST	WINNING	LAST 10	STRENGTH OF		OPP. STRENGTH	TEAM	ADJ	CONF.	ADJ CONF.
Average RPI Loss: 167		RECORD	PCT. RANK	GAMES	SCHEDULE		OF SCHEDULE	RPI	RPI	RPI	RPI
DIV. I ONLY		5- 18	.21739	293	209		280	286	.36407	291	21
DIV. I NON-CONF.		3- 7	.3	264	230		310	280	.38766	287	24
TOTALS		RPI 1-25	RPI 26-50		W-L RECORDS		RPI 51-100		RPI 101-150		RPI 150+
5- 18	0- 0	0- 1		OVERALL		0- 3		0- 1		5- 13	
2- 6	0- 0	0- 0		HOME		0- 2		0- 0		2- 4	
0- 8	0- 0	0- 1		AWAY		0- 1		0- 1		0- 5	
3- 4	0- 0	0- 0		NEUTRAL		0- 0		0- 0		3- 4	
3- 7	0- 0	0- 1		NON-CONFERENCE		0- 1		0- 0		3- 5	
0- 0	0- 0	0- 0		HOME		0- 0		0- 0		0- 0	
0- 3	0- 0	0- 1		AWAY		0- 1		0- 0		0- 1	
3- 4	0- 0	0- 0		NEUTRAL		0- 0		0- 0		3- 4	
2- 11	0- 0	0- 0		CONFERENCE		0- 2		0- 1		2- 8	
2- 6	0- 0	0- 0		HOME		0- 2		0- 0		2- 4	
0- 5	0- 0	0- 0		AWAY		0- 0		0- 1		0- 4	
0- 0	0- 0	0- 0		NEUTRAL		0- 0		0- 0		0- 0	
RPI S	Opponent	Score	RPI S	Opponent	Score	RPI S	Opponent	Score	RPI S	Opponent	Score
			41 A	Alabama	0 3	58 H	Central Ark.	0 3	103 A	Northwestern St.	1 3
						70 A	Tulane	2 3	152 A	A&M-Corpus Christi	0 3
						90 H	Oral Roberts	0 3	152 H	A&M-Corpus Christi	0 3
									172 H	Sam Houston St.	0 3
									176 N	Arkansas St.	0 3
									186 A	Stephen F. Austin	2 3
									191 N	Houston	0 3
									196 A	Houston Baptist	2 3
									196 H	Houston Baptist	0 3
									201 N	South Ala.	1 3
									214 A	La.-Lafayette	1 3
									243 H	Lamar	0 3
									271 H	Southeastern La.	3 1
									274 A	McNeese St.	0 3
									282 N	Rider	0 3
									283 N	UT Martin	3 2
									306 H	New Orleans	3 0
									318 N	Mississippi Val.	3 0
									332 N	Alcorn	3 0
LAST 10 GAMES											
			196 A	Houston Baptist	2 3	152 H	A&M-Corpus Christi	0 3			
			152 A	A&M-Corpus Christi	0 3	103 A	Northwestern St.	1 3			
			274 A	McNeese St.	0 3	186 A	Stephen F. Austin	2 3			
			58 H	Central Ark.	0 3	271 H	Southeastern La.	3 1			
			90 H	Oral Roberts	0 3	306 H	New Orleans	3 0			

Non-Div. I Games: Incarnate Word 1 3 Abilene Christian 0 3

Nicholls St.

Average RPI Win: 258		WON-LOST RECORD		WINNING PCT. RANK		LAST 10 GAMES		STRENGTH OF SCHEDULE		OPP. STRENGTH OF SCHEDULE		TEAM RPI		ADJ RPI		CONF. RPI		ADJ CONF. RPI	
Average RPI Loss: 151																			
DIV. I ONLY		2- 22		.08333 321		0- 10		145		179		295		.36341 292		12		12	
DIV. I NON-CONF.		2- 10		.16667 290		0- 0		255		238		308		.35332 306		12		12	
TOTALS		RPI 1-25		RPI 26-50		W-L RECORDS		RPI 51-100		RPI 101-150		RPI 150+							
2- 22		0- 0		0- 1		OVERALL		0- 7		0- 3		2- 11							
0- 9		0- 0		0- 0		HOME		0- 4		0- 1		0- 4							
0- 9		0- 0		0- 0		AWAY		0- 3		0- 2		0- 4							
2- 4		0- 0		0- 1		NEUTRAL		0- 0		0- 0		2- 3							
2- 10		0- 0		0- 1		NON-CONFERENCE		0- 0		0- 2		2- 7							
0- 4		0- 0		0- 0		HOME		0- 0		0- 1		0- 3							
0- 2		0- 0		0- 0		AWAY		0- 0		0- 1		0- 1							
2- 4		0- 0		0- 1		NEUTRAL		0- 0		0- 0		2- 3							
0- 12		0- 0		0- 0		CONFERENCE		0- 7		0- 1		0- 4							
0- 5		0- 0		0- 0		HOME		0- 4		0- 0		0- 1							
0- 7		0- 0		0- 0		AWAY		0- 3		0- 1		0- 3							
0- 0		0- 0		0- 0		NEUTRAL		0- 0		0- 0		0- 0							
RPI S	Opponent	Score		RPI S	Opponent	Score		RPI S	Opponent	Score		RPI S	Opponent	Score					
				45 N	Ball St.	0	3	55 A	Wichita St.	0	3	107 A	Iowa	1	3				
								55 H	Wichita St.	0	3	137 A	Southern Ill.	0	3				
								60 A	UNI	0	3	140 H	DePaul	2	3				
								60 H	UNI	0	3	160 N	Idaho	1	3				
								72 A	Missouri St.	0	3	164 A	Wyoming	0	3				
								72 H	Missouri St.	0	3	168 H	Eastern Ill.	0	3				
								81 H	Illinois St.	0	3	169 A	Loyola Chicago	0	3				
												213 A	Bradley	0	3				
												229 N	Western Ill.	3	2				
												233 A	Evansville	0	3				
												249 H	Indiana St.	0	3				
												252 N	Ill.-Chicago	1	3				
												255 N	Stetson	1	3				
												285 H	South Dakota St.	2	3				
												286 N	Montana St.	3	1				
												293 H	Neb. Omaha	0	3				
LAST 10 GAMES																			
				60 H	UNI	0	3	233 A	Evansville	0	3								
				72 A	Missouri St.	0	3	137 A	Southern Ill.	0	3								
				55 A	Wichita St.	0	3	60 A	UNI	0	3								
				81 H	Illinois St.	0	3	55 H	Wichita St.	0	3								
				249 H	Indiana St.	0	3	72 H	Missouri St.	0	3								

Non-Div. I Games:

Drake

Average RPI Win:	259	WON-LOST RECORD	WINNING PCT. RANK	LAST 10 GAMES	STRENGTH OF SCHEDULE	OPP. STRENGTH OF SCHEDULE	TEAM RPI	ADJ RPI	CONF. RPI	ADJ CONF. RPI	
DIV. I ONLY		6- 19	.24 289	1- 9	260	216	291	.3616 293	22	20	
DIV. I NON-CONF.		5- 10	.33333 249	0- 0	237	250	260	.40391 271	15	15	
<hr/>											
TOTALS	RPI 1-25	RPI 26-50		W-L RECORDS	RPI 51-100		RPI 101-150		RPI 150+		
6- 19	0- 1	0- 2		OVERALL	0- 1		0- 5		6- 10		
1- 7	0- 0	0- 0		HOME	0- 0		0- 2		1- 5		
2- 7	0- 1	0- 0		AWAY	0- 1		0- 2		2- 3		
3- 5	0- 0	0- 2		NEUTRAL	0- 0		0- 1		3- 2		
<hr/>											
5- 10	0- 1	0- 2		NON-CONFERENCE	0- 0		0- 1		5- 6		
0- 3	0- 0	0- 0		HOME	0- 0		0- 0		0- 3		
2- 2	0- 1	0- 0		AWAY	0- 0		0- 0		2- 1		
3- 5	0- 0	0- 2		NEUTRAL	0- 0		0- 1		3- 2		
<hr/>											
1- 9	0- 0	0- 0		CONFERENCE	0- 1		0- 4		1- 4		
1- 4	0- 0	0- 0		HOME	0- 0		0- 2		1- 2		
0- 5	0- 0	0- 0		AWAY	0- 1		0- 2		0- 2		
0- 0	0- 0	0- 0		NEUTRAL	0- 0		0- 0		0- 0		
<hr/>											
RPI S	Opponent	Score	RPI S	Opponent	Score	RPI S	Opponent	Score	RPI S	Opponent	Score
19 A	Oklahoma	0 3	36 N	Miami (FL)	0 3	99 A	South Dakota	0 3	105 N	LIU Brooklyn	0 3
			38 N	Tulsa	0 3				119 A	IUPUI	0 3
									119 H	IUPUI	0 3
									150 A	IPFW	1 3
									150 H	IPFW	1 3
									167 A	Denver	0 3
									196 A	Houston Baptist	3 1
									213 H	Bradley	1 3
									214 N	La.-Lafayette	0 3
									220 H	North Dakota St.	3 0
									229 A	Western Ill.	0 3
									229 H	Western Ill.	0 3
									255 N	Stetson	3 0
									271 A	Southeastern La.	1 3
									273 H	SIU Edwardsville	0 3
									275 N	Tex.-Pan American	0 3
									277 N	Louisiana Tech	3 2
									285 H	South Dakota St.	1 3
									292 A	Drake	3 0
									302 H	Southern Utah	2 3
									315 N	Southern U.	3 0
<hr/>											
			LAST 10 GAMES								
			150 H	IPFW	1 3		285 H	South Dakota St.	1 3		
			119 H	IUPUI	0 3		220 H	North Dakota St.	3 0		
			229 A	Western Ill.	0 3		119 A	IUPUI	0 3		
			99 A	South Dakota	0 3		150 A	IPFW	1 3		
			167 A	Denver	0 3		229 H	Western Ill.	0 3		
































Non-Div. I Games:

Neb. Omaha

Average RPI Win:	259	WON-LOST RECORD	WINNING PCT. RANK	LAST 10 GAMES	STRENGTH OF SCHEDULE	OPP. STRENGTH OF SCHEDULE	TEAM RPI	ADJ RPI	CONF. RPI	ADJ CONF. RPI			
DIV. I ONLY		7- 21	.25	286	2- 8	268	223	294	.36045	294	25	24	
DIV. I NON-CONF.		4- 10	.28571	268	0- 0	258	215	285	.38957	283	19	18	
<hr/>													
TOTALS	RPI 1-25	RPI 26-50		W-L RECORDS		RPI 51-100		RPI 101-150		RPI 150+			
7- 21	0- 0	0- 0		OVERALL		0- 3		0- 8		7- 10			
5- 9	0- 0	0- 0		HOME		0- 1		0- 4		5- 4			
1- 7	0- 0	0- 0		AWAY		0- 0		0- 3		1- 4			
1- 5	0- 0	0- 0		NEUTRAL		0- 2		0- 1		1- 2			
<hr/>													
4- 10	0- 0	0- 0		NON-CONFERENCE		0- 3		0- 2		4- 5			
3- 3	0- 0	0- 0		HOME		0- 1		0- 1		3- 1			
0- 2	0- 0	0- 0		AWAY		0- 0		0- 0		0- 2			
1- 5	0- 0	0- 0		NEUTRAL		0- 2		0- 1		1- 2			
<hr/>													
3- 11	0- 0	0- 0		CONFERENCE		0- 0		0- 6		3- 5			
2- 6	0- 0	0- 0		HOME		0- 0		0- 3		2- 3			
1- 5	0- 0	0- 0		AWAY		0- 0		0- 3		1- 2			
0- 0	0- 0	0- 0		NEUTRAL		0- 0		0- 0		0- 0			
<hr/>													
RPI	S	Opponent	Score	RPI	S	Opponent	Score	RPI	S	Opponent	Score		
				62 N American				0	3	108 A Portland St.		0	3
				64 H Utah St.				0	3	110 A North Dakota		0	3
				81 N Illinois St.				0	3	110 H North Dakota		1	3
								125 N UC Davis		0	3		
								134 A Northern Ariz.		0	3		
								134 H Northern Ariz.		0	3		
								135 H Idaho St.		2	3		
								146 H Utah Valley		0	3		
								163 N Temple		1	3		
								175 A Penn		2	3		
								208 H Seattle		3	0		
								210 A Northern Colo.		3	2		
								210 H Northern Colo.		3	2		
								211 H Montana		1	3		
								217 H Texas Tech		1	3		
								223 H Sacramento St.		2	3		
								234 A Eastern Wash.		0	3		
								263 H Grand Canyon		3	2		
								263 N Grand Canyon		2	3		
								281 A Nevada		0	3		
				286 H Montana St.		0	3						
				295 H UC Riverside		3	2						
				302 A Southern Utah		1	3						
				302 H Southern Utah		3	2						
				322 N La Salle		3	0						

Non-Div. I Games:

Weber St.

Average RPI Win:		259	WON-LOST RECORD		WINNING PCT. RANK	LAST 10 GAMES	STRENGTH OF SCHEDULE		OPP. STRENGTH OF SCHEDULE	TEAM RPI	ADJ RPI	CONF. RPI	ADJ CONF. RPI
Average RPI Loss:		138											
DIV. I ONLY			1- 21		.04545 325	0- 10	167		127	300	.35732 295	8	8
DIV. I NON-CONF.			1- 11		.08333 308	0- 0	283		199	318	.32315 314	8	8
TOTALS		RPI 1-25	RPI 26-50		W-L RECORDS		RPI 51-100		RPI 101-150		RPI 150+		
1- 21	0- 1		0- 2		OVERALL		0- 4		0- 6		1- 8		
0- 5	0- 0		0- 1		HOME		0- 1		0- 2		0- 1		
0- 9	0- 1		0- 1		AWAY		0- 3		0- 2		0- 2		
1- 7	0- 0		0- 0		NEUTRAL		0- 0		0- 2		1- 5		
1- 11	0- 0		0- 0		NON-CONFERENCE		0- 1		0- 3		1- 7		
0- 0	0- 0		0- 0		HOME		0- 0		0- 0		0- 0		
0- 4	0- 0		0- 0		AWAY		0- 1		0- 1		0- 2		
1- 7	0- 0		0- 0		NEUTRAL		0- 0		0- 2		1- 5		
0- 10	0- 1		0- 2		CONFERENCE		0- 3		0- 3		0- 1		
0- 5	0- 0		0- 1		HOME		0- 1		0- 2		0- 1		
0- 5	0- 1		0- 1		AWAY		0- 2		0- 1		0- 0		
0- 0	0- 0		0- 0		NEUTRAL		0- 0		0- 0		0- 0		
RPI S	Opponent	Score	RPI S	Opponent	Score	RPI S	Opponent	Score	RPI S	Opponent	Score		
16 A	Hawaii	0 	47 A	Cal St. Northridge	0 	63 H	UC Santa Barbara	0 	113 A	Pacific	0 		
			47 H	Cal St. Northridge	0 	66 A	New Mexico	0 	125 A	UC Davis	0 		
						89 A	UC Irvine	1 	125 H	UC Davis	1 		
						93 A	Long Beach St.	0 	135 N	Idaho St.	0 		
									138 H	Cal Poly	0 		
									146 N	Utah Valley	0 		
									162 H	Cal St. Fullerton	0 		
									164 N	Wyoming	1 		
									180 N	Georgia Tech	1 		
									208 N	Seattle	0 		
									217 N	Texas Tech	0 		
									222 A	Air Force	0 		
									254 N	San Jose St.	0 		
									259 N	Winthrop	3 1		
									294 A	Weber St.	2 		
			LAST 10 GAMES										
			47 A	Cal St. Northridge	0 	89 A	UC Irvine	1 					
			125 A	UC Davis	0 	162 H	Cal St. Fullerton	0 					
			138 H	Cal Poly	0 	125 H	UC Davis	1 					
			63 H	UC Santa Barbara	0 	47 H	Cal St. Northridge	0 					
			93 A	Long Beach St.	0 	16 A	Hawaii	0 					

Non-Div. I Games:

UC Riverside

Average RPI Win:	307		WON-LOST RECORD		WINNING PCT. RANK		LAST 10 GAMES		STRENGTH OF SCHEDULE		OPP. STRENGTH OF SCHEDULE		TEAM RPI		ADJ RPI		CONF. RPI		ADJ CONF. RPI
Average RPI Loss:	202																		
DIV. I ONLY			10- 16		.38462	244	4- 6		308		299		289		.35519	296	29		29
DIV. I NON-CONF.			5- 10		.33333	249	0- 0		238		264		266		.40233	272	28		28
<hr/>																			
TOTALS		RPI 1-25		RPI 26-50		W-L RECORDS		RPI 51-100		RPI 101-150		RPI 150+							
10- 16		0- 0		0- 1		OVERALL		0- 0		0- 2		10- 13							
3- 3		0- 0		0- 0		HOME		0- 0		0- 0		3- 3							
4- 8		0- 0		0- 0		AWAY		0- 0		0- 0		4- 8							
3- 5		0- 0		0- 1		NEUTRAL		0- 0		0- 2		3- 2							
5- 10		0- 0		0- 1		NON-CONFERENCE		0- 0		0- 2		5- 7							
0- 1		0- 0		0- 0		HOME		0- 0		0- 0		0- 1							
3- 4		0- 0		0- 0		AWAY		0- 0		0- 0		3- 4							
2- 5		0- 0		0- 1		NEUTRAL		0- 0		0- 2		2- 2							
5- 6		0- 0		0- 0		CONFERENCE		0- 0		0- 0		5- 6							
3- 2		0- 0		0- 0		HOME		0- 0		0- 0		3- 2							
1- 4		0- 0		0- 0		AWAY		0- 0		0- 0		1- 4							
1- 0		0- 0		0- 0		NEUTRAL		0- 0		0- 0		1- 0							
RPI	S	Opponent	Score	RPI	S	Opponent	Score	RPI	S	Opponent	Score	RPI	S	Opponent	Score				
				44	N	North Carolina St.	0 3					136	N	UTEP	0 3				
												141	N	Eastern Mich.	2 3				
												181	N	Cleveland St.	0 3				
												182	A	Rhode Island	2 3				
												184	A	Marist	0 3				
												198	A	Connecticut	0 3				
												202	A	Central Conn. St.	0 3				
												217	N	Dartmouth	0 3				
												226	A	UMBC	1 3				
												230	A	New Hampshire	0 3				
												230	H	New Hampshire	0 3				
												250	H	Albany (NY)	1 3				
												256	H	Holy Cross	0 3				
												258	A	Stony Brook	1 3				
												278	A	Canisius	3 1				
												288	N	Fordham	3 0				
												299	H	Binghamton	3 0				
												300	N	NJIT	3 1				
												303	A	Providence	0 3				
												303	H	Providence	3 1				
												308	A	Bryant	3 0				
												316	A	Quinnipiac	3 1				
												326	A	UMass Lowell	3 1				
												326	H	UMass Lowell	3 0				
												326	N	UMass Lowell	3 0				

Non-Div. I Games:

Hartford

Average RPI Win: 306		WON-LOST RECORD		WINNING PCT. RANK		LAST 10 GAMES		STRENGTH OF SCHEDULE		OPP. STRENGTH OF SCHEDULE		TEAM RPI		ADJ RPI		CONF. RPI		ADJ CONF. RPI		
DIV. I ONLY		6- 23		.2069 298		0- 10		236		257		296		.35332 297		17		17		
DIV. I NON-CONF.		6- 12		.33333 249		0- 1		267		286		282		.38445 288		16		17		
TOTALS		RPI 1-25		RPI 26-50		W-L RECORDS		RPI 51-100		RPI 101-150		RPI 150+								
6- 23		0- 0		0- 1		OVERALL		0- 5		0- 3		6- 14								
2- 7		0- 0		0- 0		HOME		0- 1		0- 1		2- 5								
1- 11		0- 0		0- 1		AWAY		0- 2		0- 2		1- 6								
3- 5		0- 0		0- 0		NEUTRAL		0- 2		0- 0		3- 3								
6- 12		0- 0		0- 1		NON-CONFERENCE		0- 2		0- 1		6- 8								
2- 2		0- 0		0- 0		HOME		0- 0		0- 0		2- 2								
1- 5		0- 0		0- 1		AWAY		0- 0		0- 1		1- 3								
3- 5		0- 0		0- 0		NEUTRAL		0- 2		0- 0		3- 3								
0- 11		0- 0		0- 0		CONFERENCE		0- 3		0- 2		0- 6								
0- 5		0- 0		0- 0		HOME		0- 1		0- 1		0- 3								
0- 6		0- 0		0- 0		AWAY		0- 2		0- 1		0- 3								
0- 0		0- 0		0- 0		NEUTRAL		0- 0		0- 0		0- 0								
RPI	S	Opponent		Score		RPI	S	Opponent		Score		RPI	S	Opponent		Score				
						39	A	Butler	0	3			121	A	Dayton	0	3			
													86	A	Valparaiso	0	3			
													91	A	Milwaukee	0	3			
													91	H	Milwaukee	0	3			
													97	N	Western Mich.	0	3			
															173	H	Oakland	0	3	
															179	H	Eastern Ky.	1	3	
															181	A	Cleveland St.	0	3	
															181	H	Cleveland St.	1	3	
															188	A	Youngstown St.	0	3	
															188	H	Youngstown St.	0	3	
															197	A	Western Caro.	0	3	
															204	N	Boston College	1	3	
															225	N	UNC Asheville	1	3	
															245	A	Northern Ky.	1	3	
															249	H	Indiana St.	3	1	
															252	A	Ill.-Chicago	0	3	
															257	H	Murray St.	1	3	
															261	N	Lafayette	0	3	
															304	H	Robert Morris	3	1	
															311	N	USC Upstate	3	0	
															317	A	Chicago St.	3	0	
															325	N	Fairleigh Dickinson	3	1	
															327	N	Saint Peter's	3	2	
LAST 10 GAMES																				
						181	A	Cleveland St.	0	3	252	A	Ill.-Chicago	0	3	327	N	Saint Peter's	3	2
						188	A	Youngstown St.	0	3	179	H	Eastern Ky.	1	3					
						148	H	Green Bay	2	3	173	H	Oakland	0	3					
						91	H	Milwaukee	0	3	188	H	Youngstown St.	0	3					
						86	A	Valparaiso	0	3	181	H	Cleveland St.	1	3					

Non-Div. I Games:

Wright St.

Average RPI Win: 296		WON-LOST RECORD		WINNING PCT. RANK		LAST 10 GAMES		STRENGTH OF SCHEDULE		OPP. STRENGTH OF SCHEDULE		TEAM RPI		ADJ RPI		CONF. RPI		ADJ CONF. RPI	
DIV. I ONLY		5- 17		.22727 291		1- 9		258		292		299		.3505 298		24		26	
DIV. I NON-CONF.		4- 6		.4 219		0- 0		304		303		287		.3891 284		26		26	
TOTALS		RPI 1-25		RPI 26-50		W-L RECORDS		RPI 51-100		RPI 101-150		RPI 150+							
5- 17		0- 0		0- 0		OVERALL		0- 3		0- 1		5- 13							
0- 6		0- 0		0- 0		HOME		0- 1		0- 0		0- 5							
1- 8		0- 0		0- 0		AWAY		0- 1		0- 0		1- 7							
4- 3		0- 0		0- 0		NEUTRAL		0- 1		0- 1		4- 1							
4- 6		0- 0		0- 0		NON-CONFERENCE		0- 1		0- 1		4- 4							
0- 0		0- 0		0- 0		HOME		0- 0		0- 0		0- 0							
0- 3		0- 0		0- 0		AWAY		0- 0		0- 0		0- 3							
4- 3		0- 0		0- 0		NEUTRAL		0- 1		0- 1		4- 1							
1- 11		0- 0		0- 0		CONFERENCE		0- 2		0- 0		1- 9							
0- 6		0- 0		0- 0		HOME		0- 1		0- 0		0- 5							
1- 5		0- 0		0- 0		AWAY		0- 1		0- 0		1- 4							
0- 0		0- 0		0- 0		NEUTRAL		0- 0		0- 0		0- 0							
RPI	S	Opponent	Score	RPI	S	Opponent	Score	RPI	S	Opponent	Score	RPI	S	Opponent	Score				
								91	N	Milwaukee	1 3	145	N	Samford	0 3				
								94	A	Morehead St.	0 3	174	A	Belmont	1 3				
								94	H	Morehead St.	0 3	174	H	Belmont	0 3				
												179	A	Eastern Ky.	0 3				
												179	H	Eastern Ky.	0 3				
												189	N	Coastal Caro.	1 3				
												203	H	Austin Peay	1 3				
												224	A	Kennesaw St.	2 3				
												237	A	Jacksonville St.	0 3				
												251	A	Tennessee St.	0 3				
												251	H	Tennessee St.	0 3				
												257	H	Murray St.	2 3				
												258	N	Stony Brook	3 2				
												259	A	Winthrop	0 3				
												264	A	Akron	0 3				
												283	A	UT Martin	3 2				
												288	N	Fordham	3 1				
												320	N	Niagara	3 0				
												331	N	Savannah St.	3 0				
LAST 10 GAMES																			
								179	H	Eastern Ky.	0 3	179	A	Eastern Ky.	0 3				
								94	H	Morehead St.	0 3	174	H	Belmont	0 3				
								174	A	Belmont	1 3	251	H	Tennessee St.	0 3				
								251	A	Tennessee St.	0 3	283	A	UT Martin	3 2				
								94	A	Morehead St.	0 3	237	A	Jacksonville St.	0 3				

Non-Div. I Games:

Tennessee Tech

Average RPI Win: 268		WON-LOST	WINNING	LAST 10	STRENGTH OF		OPP. STRENGTH	TEAM	ADJ	CONF.	ADJ CONF.
Average RPI Loss: 205		RECORD	PCT. RANK	GAMES	SCHEDULE		OF SCHEDULE	RPI	RPI	RPI	RPI
DIV. I ONLY		6- 18	.25 286	4- 6	269		269	297	.34021 299	29	29
DIV. I NON-CONF.		2- 12	.14286 296	0- 1	226		193	300	.35921 303	28	28
TOTALS		RPI 1-25	RPI 26-50	W-L RECORDS	RPI 51-100		RPI 101-150	RPI 150+			
6- 18	0- 0		0- 1	OVERALL	0- 1		0- 1	6- 15			
4- 3	0- 0		0- 0	HOME	0- 0		0- 0	4- 3			
2- 7	0- 0		0- 1	AWAY	0- 1		0- 0	2- 5			
0- 8	0- 0		0- 0	NEUTRAL	0- 0		0- 1	0- 7			
2- 12	0- 0		0- 1	NON-CONFERENCE	0- 1		0- 1	2- 9			
1- 1	0- 0		0- 0	HOME	0- 0		0- 0	1- 1			
1- 3	0- 0		0- 1	AWAY	0- 1		0- 0	1- 1			
0- 8	0- 0		0- 0	NEUTRAL	0- 0		0- 1	0- 7			
4- 6	0- 0		0- 0	CONFERENCE	0- 0		0- 0	4- 6			
3- 2	0- 0		0- 0	HOME	0- 0		0- 0	3- 2			
1- 4	0- 0		0- 0	AWAY	0- 0		0- 0	1- 4			
0- 0	0- 0		0- 0	NEUTRAL	0- 0		0- 0	0- 0			
RPI S	Opponent	Score	RPI S	Opponent	Score	RPI S	Opponent	Score	RPI S	Opponent	Score
			44 A	North Carolina St.	0 3	53 A	Colgate	1 3	133 N	St. John's (NY)	1 3
									158 N	Appalachian St.	0 3
									168 N	Eastern Ill.	1 3
									195 A	Kent St.	0 3
									202 N	Central Conn. St.	0 3
									204 N	Boston College	0 3
									226 A	UMBC	1 3
									226 H	UMBC	3 2
									227 H	Siena	3 0
									230 H	New Hampshire	1 3
									231 N	Towson	2 3
									238 H	Cornell	2 3
									250 A	Albany (NY)	0 3
									250 H	Albany (NY)	3 0
									252 N	Ill.-Chicago	0 3
									258 A	Stony Brook	2 3
									258 H	Stony Brook	2 3
									276 A	Columbia	3 2
									288 N	Fordham	1 3
									296 A	Hartford	0 3
									303 A	Providence	3 1
									326 H	UMass Lowell	75 45
			LAST 10 GAMES								
			258 A	Stony Brook	2 3	238 H	Cornell	2 3			
			226 A	UMBC	1 3	226 H	UMBC	3 2			
			250 H	Albany (NY)	3 0	258 H	Stony Brook	2 3			
			326 H	UMass Lowell	75 45	296 A	Hartford	0 3			
			230 H	New Hampshire	1 3	303 A	Providence	3 1			

Non-Div. I Games:

Binghamton

Average RPI Win: 295		WON-LOST RECORD		WINNING PCT. RANK		LAST 10 GAMES		STRENGTH OF SCHEDULE		OPP. STRENGTH OF SCHEDULE		TEAM RPI		ADJ RPI		CONF. RPI		ADJ CONF. RPI	
Average RPI Loss: 245																			
DIV. I ONLY		7- 13		.35 256		5- 5		309		327		302		.33848 300		32		31	
DIV. I NON-CONF.		7- 13		.35 248		5- 5		306		331		305		.33848 311		32		33	
TOTALS		RPI 1-25		RPI 26-50		W-L RECORDS		RPI 51-100		RPI 101-150		RPI 150+							
7- 13		0- 0		0- 0		OVERALL		0- 1		0- 0		7- 12							
3- 3		0- 0		0- 0		HOME		0- 1		0- 0		3- 2							
3- 5		0- 0		0- 0		AWAY		0- 0		0- 0		3- 5							
1- 5		0- 0		0- 0		NEUTRAL		0- 0		0- 0		1- 5							
7- 13		0- 0		0- 0		NON-CONFERENCE		0- 1		0- 0		7- 12							
3- 3		0- 0		0- 0		HOME		0- 1		0- 0		3- 2							
3- 5		0- 0		0- 0		AWAY		0- 0		0- 0		3- 5							
1- 5		0- 0		0- 0		NEUTRAL		0- 0		0- 0		1- 5							
0- 0		0- 0		0- 0		CONFERENCE		0- 0		0- 0		0- 0							
0- 0		0- 0		0- 0		HOME		0- 0		0- 0		0- 0							
0- 0		0- 0		0- 0		AWAY		0- 0		0- 0		0- 0							
0- 0		0- 0		0- 0		NEUTRAL		0- 0		0- 0		0- 0							
RPI	S	Opponent		Score	RPI	S	Opponent		Score	RPI	S	Opponent		Score	RPI	S	Opponent		Score
		</																	

Non-Div. I Games:

NJIT

Average RPI Win:	313	WON-LOST	WINNING	LAST 10		STRENGTH OF	OPP. STRENGTH	TEAM	ADJ	CONF.	ADJ CONF.
Average RPI Loss:	187	RECORD	PCT. RANK	GAMES		SCHEDULE	OF SCHEDULE	RPI	RPI	RPI	RPI
DIV. I ONLY		5- 23	.17857 304	1- 9		255	287	304	.3357 301	19	19
DIV. I NON-CONF.		5- 11	.3125 261	1- 0		295	301	301	.36419 301	22	25
<hr/>											
TOTALS	RPI 1-25	RPI 26-50		W-L RECORDS		RPI 51-100		RPI 101-150		RPI 150+	
5- 23	0- 0	0- 1		OVERALL		0- 1		0- 5		5- 16	
3- 8	0- 0	0- 0		HOME		0- 0		0- 2		3- 6	
1- 10	0- 0	0- 0		AWAY		0- 1		0- 2		1- 7	
1- 5	0- 0	0- 1		NEUTRAL		0- 0		0- 1		1- 3	
<hr/>											
5- 11	0- 0	0- 1		NON-CONFERENCE		0- 0		0- 3		5- 7	
3- 3	0- 0	0- 0		HOME		0- 0		0- 1		3- 2	
1- 3	0- 0	0- 0		AWAY		0- 0		0- 1		1- 2	
1- 5	0- 0	0- 1		NEUTRAL		0- 0		0- 1		1- 3	
<hr/>											
0- 12	0- 0	0- 0		CONFERENCE		0- 1		0- 2		0- 9	
0- 5	0- 0	0- 0		HOME		0- 0		0- 1		0- 4	
0- 7	0- 0	0- 0		AWAY		0- 1		0- 1		0- 5	
0- 0	0- 0	0- 0		NEUTRAL		0- 0		0- 0		0- 0	
<hr/>											
RPI S	Opponent	Score	RPI S	Opponent	Score	RPI S	Opponent	Score	RPI S	Opponent	Score
			45 N	Ball St.	0 3	80 A	Ga. Southern	0 3	114 A	South Fla.	0 3
									132 A	Furman	0 3
									140 H	DePaul	0 3
									145 H	Samford	0 3
									147 N	UNC Wilmington	0 3
									158 A	Appalachian St.	0 3
									169 N	Loyola Chicago	0 3
									171 A	UNC Greensboro	0 3
									171 H	UNC Greensboro	1 3
									185 A	Elon	0 3
									185 H	Elon	2 3
									192 H	Radford	0 3
									197 A	Western Caro.	0 3
									203 N	Austin Peay	0 3
									221 A	East Carolina	0 3
									253 H	Gardner-Webb	3 1
									259 A	Winthrop	1 3
									260 N	Morgan St.	2 3
									262 A	Wofford	0 3
									262 H	Wofford	0 3
									287 H	Chattanooga	1 3
									307 H	Charleston So.	1 3
			LAST 10 GAMES						324 H	South Carolina St.	3 0
			132 A	Furman	0 3	197 A	Western Caro.	0 3	328 N	Bethune-Cookman	3 0
			262 A	Wofford	0 3	331 H	Savannah St.	3 0	331 A	Savannah St.	3 0
			287 H	Chattanooga	1 3	171 A	UNC Greensboro	0 3	331 H	Savannah St.	3 0
			145 H	Samford	0 3	185 A	Elon	0 3			
			158 A	Appalachian St.	0 3	262 H	Wofford	0 3			

Non-Div. I Games:

Citadel

Average RPI Win: 294		WON-LOST	WINNING	LAST 10	STRENGTH OF		OPP. STRENGTH	TEAM	ADJ	CONF.	ADJ CONF.
Average RPI Loss: 177		RECORD	PCT. RANK	GAMES	SCHEDULE		OF SCHEDULE	RPI	RPI	RPI	RPI
DIV. I ONLY		2- 22	.08333	321	0- 10		206	245	310	.33538	302
DIV. I NON-CONF.		1- 10	.09091	305	0- 1		129	235	291	.38893	285
TOTALS		RPI 1-25	RPI 26-50		W-L RECORDS		RPI 51-100		RPI 101-150		RPI 150+
2- 22	0- 0	0- 0		OVERALL		0- 2		0- 9		2- 11	
1- 7	0- 0	0- 0		HOME		0- 0		0- 4		1- 3	
1- 9	0- 0	0- 0		AWAY		0- 0		0- 4		1- 5	
0- 6	0- 0	0- 0		NEUTRAL		0- 2		0- 1		0- 3	
1- 10	0- 0	0- 0		NON-CONFERENCE		0- 2		0- 4		1- 4	
0- 1	0- 0	0- 0		HOME		0- 0		0- 1		0- 0	
1- 3	0- 0	0- 0		AWAY		0- 0		0- 2		1- 1	
0- 6	0- 0	0- 0		NEUTRAL		0- 2		0- 1		0- 3	
1- 12	0- 0	0- 0		CONFERENCE		0- 0		0- 5		1- 7	
1- 6	0- 0	0- 0		HOME		0- 0		0- 3		1- 3	
0- 6	0- 0	0- 0		AWAY		0- 0		0- 2		0- 4	
0- 0	0- 0	0- 0		NEUTRAL		0- 0		0- 0		0- 0	
RPI S	Opponent	Score	RPI S	Opponent	Score	RPI S	Opponent	Score	RPI S	Opponent	Score
						80 N	Ga. Southern	0 3	104 H	UNLV	1 3
						85 N	Northern Ill.	2 3	108 H	Portland St.	0 3
									110 H	North Dakota	0 3
									112 N	UALR	2 3
									131 A	New Mexico St.	1 3
									134 A	Northern Ariz.	0 3
									135 A	Idaho St.	0 3
									135 H	Idaho St.	0 3
									146 A	Utah Valley	0 3
									201 A	South Ala.	0 3
									210 H	Northern Colo.	0 3
									211 A	Montana	0 3
									213 N	Bradley	0 3
									223 A	Sacramento St.	0 3
									223 H	Sacramento St.	1 3
									234 H	Eastern Wash.	1 3
									251 N	Tennessee St.	1 3
									273 N	SIU Edwardsville	1 3
									286 A	Montana St.	1 3
									293 A	Neb. Omaha	3 2
									294 A	Weber St.	2 3
									294 H	Weber St.	3 1
LAST 10 GAMES											
						223 H	Sacramento St.	1 3	110 H	North Dakota	0 3
						146 A	Utah Valley	0 3	286 A	Montana St.	1 3
						294 A	Weber St.	2 3	211 A	Montana	0 3
						135 A	Idaho St.	0 3	108 H	Portland St.	0 3
						210 H	Northern Colo.	0 3	234 H	Eastern Wash.	1 3

Non-Div. I Games:

Southern Utah

Average RPI Win:	299	WON-LOST RECORD	WINNING PCT. RANK	LAST 10 GAMES	STRENGTH OF SCHEDULE	OPP. STRENGTH OF SCHEDULE	TEAM RPI	ADJ RPI	CONF. RPI	ADJ CONF. RPI				
Average RPI Loss:	243													
DIV. I ONLY		12- 16	.42857 219	4- 6	319	324	298	.3318 303	29	29				
DIV. I NON-CONF.		8- 10	.44444 200	1- 1	308	329	289	.36856 298	28	28				
<hr/>														
TOTALS	RPI 1-25	RPI 26-50		W-L RECORDS	RPI 51-100		RPI 101-150		RPI 150+					
12- 16	0- 0	0- 0		OVERALL	0- 0		0- 1		12- 15					
7- 4	0- 0	0- 0		HOME	0- 0		0- 0		7- 4					
2- 8	0- 0	0- 0		AWAY	0- 0		0- 1		2- 7					
3- 4	0- 0	0- 0		NEUTRAL	0- 0		0- 0		3- 4					
<hr/>														
8- 10	0- 0	0- 0		NON-CONFERENCE	0- 0		0- 1		8- 9					
4- 2	0- 0	0- 0		HOME	0- 0		0- 0		4- 2					
1- 4	0- 0	0- 0		AWAY	0- 0		0- 1		1- 3					
3- 4	0- 0	0- 0		NEUTRAL	0- 0		0- 0		3- 4					
<hr/>														
4- 6	0- 0	0- 0		CONFERENCE	0- 0		0- 0		4- 6					
3- 2	0- 0	0- 0		HOME	0- 0		0- 0		3- 2					
1- 4	0- 0	0- 0		AWAY	0- 0		0- 0		1- 4					
0- 0	0- 0	0- 0		NEUTRAL	0- 0		0- 0		0- 0					
<hr/>														
RPI S	Opponent	Score	RPI S	Opponent	Score	RPI S	Opponent	Score	RPI S	Opponent	Score			
									140 A	DePaul	0 3			
									182 A	Rhode Island	0 3			
									202 N	Central Conn. St.	1 3			
									215 H	Brown	3 0			
									217 A	Dartmouth	1 3			
									226 A	UMBC	1 3			
									230 A	New Hampshire	0 3			
									230 H	New Hampshire	0 3			
									241 N	Manhattan	0 3			
									244 H	Howard	3 1			
									250 H	Albany (NY)	3 0			
									255 A	Stetson	1 3			
									258 A	Stony Brook	1 3			
									260 H	Morgan St.	1 3			
									263 N	Grand Canyon	0 3			
									274 N	McNeese St.	1 3			
									296 A	Hartford	1 3			
									296 H	Hartford	3 0			
									299 H	Binghamton	1 3			
									308 H	Bryant	3 1			
									316 A	Quinnipiac	3 0			
									LAST 10 GAMES			317 N	Chicago St.	3 1
												230 H	New Hampshire	0 3
												319 H	St. Francis Brooklyn	0 3
												326 A	UMass Lowell	3 1
326 H	UMass Lowell	3 0												
296 A	Hartford	1 3	326 A	UMass Lowell	3 1	326 H	UMass Lowell	3 0						
182 A	Rhode Island	0 3	230 A	New Hampshire	0 3	327 H	Saint Peter's	3 0						
226 A	UMBC	1 3	250 H	Albany (NY)	3 0	328 N	Bethune-Cookman	3 0						

Non-Div. I Games:

Providence

RPI	S	Opponent	Score	
331	N	Savannah St.	3	0

Providence

P
r
o
v
i
d
e
n
c
e

P
r
o
v
i
d
e
n
c
e

Average RPI Win: 314		WON-LOST	WINNING	LAST 10	STRENGTH OF		OPP. STRENGTH	TEAM	ADJ	CONF.	ADJ CONF.
Average RPI Loss: 189		RECORD	PCT. RANK	GAMES	SCHEDULE		OF SCHEDULE	RPI	RPI	RPI	RPI
DIV. I ONLY		7- 19	.26923	280	6- 4		304	273	307	.33152	304
DIV. I NON-CONF.		1- 15	.0625	313	1- 1		291	201	325	.30183	322
TOTALS		RPI 1-25	RPI 26-50		W-L RECORDS		RPI 51-100		RPI 101-150		RPI 150+
7- 19	0- 0	0- 0		OVERALL		0- 3		0- 3		7- 13	
3- 7	0- 0	0- 0		HOME		0- 1		0- 2		3- 4	
4- 6	0- 0	0- 0		AWAY		0- 2		0- 1		4- 3	
0- 6	0- 0	0- 0		NEUTRAL		0- 0		0- 0		0- 6	
1- 15	0- 0	0- 0		NON-CONFERENCE		0- 3		0- 2		1- 10	
0- 5	0- 0	0- 0		HOME		0- 1		0- 1		0- 3	
1- 4	0- 0	0- 0		AWAY		0- 2		0- 1		1- 1	
0- 6	0- 0	0- 0		NEUTRAL		0- 0		0- 0		0- 6	
6- 4	0- 0	0- 0		CONFERENCE		0- 0		0- 1		6- 3	
3- 2	0- 0	0- 0		HOME		0- 0		0- 1		3- 1	
3- 2	0- 0	0- 0		AWAY		0- 0		0- 0		3- 2	
0- 0	0- 0	0- 0		NEUTRAL		0- 0		0- 0		0- 0	
RPI S	Opponent	Score	RPI S	Opponent	Score	RPI S	Opponent	Score	RPI S	Opponent	Score
						57 H	Xavier	0 3	105 H	LIU Brooklyn	0 3
						73 A	West Virginia	0 3	117 H	Duquesne	1 3
						95 A	Indiana	0 3	127 A	South Carolina	1 3
									178 H	Central Mich.	2 3
									188 H	Youngstown St.	1 3
									195 N	Kent St.	0 3
									197 N	Western Caro.	0 3
									202 A	Central Conn. St.	0 3
									202 H	Central Conn. St.	1 3
									242 A	Sacred Heart	0 3
									249 N	Indiana St.	1 3
									257 N	Murray St.	2 3
									264 H	Akron	0 3
									267 N	Presbyterian	1 3
									280 N	Rutgers	1 3
									297 A	Wright St.	1 3
									305 A	Saint Francis (PA)	3 0
									305 H	Saint Francis (PA)	3 1
									308 A	Bryant	3 0
									308 H	Bryant	3 0
									319 H	St. Francis Brooklyn	3 1
									325 A	Fairleigh Dickinson	3 0
									326 A	UMass Lowell	3 0
LAST 10 GAMES											
						305 H	Saint Francis (PA)	3 1	308 A	Bryant	3 0
						202 H	Central Conn. St.	1 3	202 A	Central Conn. St.	0 3
						308 H	Bryant	3 0	326 A	UMass Lowell	3 0
						305 A	Saint Francis (PA)	3 0	105 H	LIU Brooklyn	0 3
						73 A	West Virginia	0 3	319 H	St. Francis Brooklyn	3 1

Non-Div. I Games:

Robert Morris

Average RPI Win:	317	WON-LOST RECORD	WINNING PCT. RANK	LAST 10 GAMES	STRENGTH OF SCHEDULE	OPP. STRENGTH OF SCHEDULE	TEAM RPI	ADJ RPI	CONF. RPI	ADJ CONF. RPI			
DIV. I ONLY		3- 20	.13043	313	3- 7	212	300	305	.3266	305	30	30	
DIV. I NON-CONF.		0- 13	0	318	0- 0	95	225	299	.35943	302	30	30	
<hr/>													
TOTALS	RPI 1-25	RPI 26-50		W-L RECORDS		RPI 51-100		RPI 101-150		RPI 150+			
3- 20	0- 1	0- 0		OVERALL		0- 2		0- 3		3- 14			
2- 6	0- 0	0- 0		HOME		0- 0		0- 1		2- 5			
1- 7	0- 0	0- 0		AWAY		0- 1		0- 0		1- 6			
0- 7	0- 1	0- 0		NEUTRAL		0- 1		0- 2		0- 3			
<hr/>													
0- 13	0- 1	0- 0		NON-CONFERENCE		0- 2		0- 2		0- 8			
0- 3	0- 0	0- 0		HOME		0- 0		0- 0		0- 3			
0- 3	0- 0	0- 0		AWAY		0- 1		0- 0		0- 2			
0- 7	0- 1	0- 0		NEUTRAL		0- 1		0- 2		0- 3			
<hr/>													
3- 7	0- 0	0- 0		CONFERENCE		0- 0		0- 1		3- 6			
2- 3	0- 0	0- 0		HOME		0- 0		0- 1		2- 2			
1- 4	0- 0	0- 0		AWAY		0- 0		0- 0		1- 4			
0- 0	0- 0	0- 0		NEUTRAL		0- 0		0- 0		0- 0			
<hr/>													
RPI S	Opponent	Score		RPI S	Opponent	Score		RPI S	Opponent	Score			
22 N	Michigan St.	0	3			61 A	Virginia Tech	0	3	102 N	Toledo	0	3
						70 N	Tulane	0	3	105 H	LIU Brooklyn	0	3
										113 N	Pacific	0	3
										179 H	Eastern Ky.	1	3
										188 A	Youngstown St.	1	3
										188 H	Youngstown St.	0	3
										202 A	Central Conn. St.	1	3
										202 H	Central Conn. St.	0	3
										226 A	UMBC	0	3
										231 N	Towson	0	3
										242 A	Sacred Heart	0	3
										244 N	Howard	1	3
										264 H	Akron	1	3
										272 N	Coppin St.	2	3
										304 A	Robert Morris	1	3
										304 H	Robert Morris	0	3
										308 A	Bryant	2	3
										308 H	Bryant	3	2
										319 H	St. Francis Brooklyn	3	1
										325 A	Fairleigh Dickinson	3	2
<hr/>													
LAST 10 GAMES													
304 A	Robert Morris	1	3	308 A	Bryant	2	3						
202 H	Central Conn. St.	0	3	319 H	St. Francis Brooklyn	3	1						
308 H	Bryant	3	2	105 H	LIU Brooklyn	0	3						
304 H	Robert Morris	0	3	325 A	Fairleigh Dickinson	3	2						
202 A	Central Conn. St.	1	3	242 A	Sacred Heart	0	3						

Non-Div. I Games:

Saint Francis (PA)

Average RPI Win:		328	WON-LOST RECORD		WINNING PCT. RANK		LAST 10 GAMES		STRENGTH OF SCHEDULE		OPP. STRENGTH OF SCHEDULE		TEAM RPI		ADJ RPI		CONF. RPI		ADJ CONF. RPI		
Average RPI Loss:		175																			
DIV. I ONLY			3- 22		.12 315		1- 7		207		277		303		.32638 306		21		21		
DIV. I NON-CONF.			3- 9		.25 276		1- 0		188		285		275		.39334 279		24		23		
TOTALS		RPI 1-25		RPI 26-50		W-L RECORDS		RPI 51-100		RPI 101-150		RPI 150+									
3- 22		0- 2		0- 0		OVERALL		0- 4		0- 2		3- 14									
1- 6		0- 0		0- 0		HOME		0- 3		0- 0		1- 3									
0- 11		0- 1		0- 0		AWAY		0- 0		0- 1		0- 9									
2- 5		0- 1		0- 0		NEUTRAL		0- 1		0- 1		2- 2									
3- 9		0- 2		0- 0		NON-CONFERENCE		0- 2		0- 1		3- 4									
1- 1		0- 0		0- 0		HOME		0- 1		0- 0		1- 0									
0- 4		0- 1		0- 0		AWAY		0- 0		0- 0		0- 3									
2- 4		0- 1		0- 0		NEUTRAL		0- 1		0- 1		2- 1									
0- 13		0- 0		0- 0		CONFERENCE		0- 2		0- 1		0- 10									
0- 5		0- 0		0- 0		HOME		0- 2		0- 0		0- 3									
0- 7		0- 0		0- 0		AWAY		0- 0		0- 1		0- 6									
0- 1		0- 0		0- 0		NEUTRAL		0- 0		0- 0		0- 1									
RPI	S	Opponent		Score		RPI	S	Opponent		Score		RPI	S	Opponent		Score					
3	A	Florida		0	3			58	H	Central Ark.		0	3	103	A	Northwestern St.		0	3		
14	N	Duke		0	3			70	H	Tulane		0	3	105	N	LIU Brooklyn		0	3		
								90	H	Oral Roberts		0	3	152	H	A&M-Corpus Christi		1	3		
								97	N	Western Mich.		0	3	172	A	Sam Houston St.		0	3		
														186	A	Stephen F. Austin		0	3		
														187	A	Southern Miss.		0	3		
														196	H	Houston Baptist		0	3		
														237	N	Jacksonville St.		0	3		
														243	A	Lamar		1	3		
														271	A	Southeastern La.		0	3		
														271	H	Southeastern La.		1	3		
														274	A	McNeese St.		1	3		
														274	N	McNeese St.		0	3		
														277	A	Louisiana Tech		2	3		
														289	A	Alabama St.		1	3		
														291	A	Nicholls St.		0	3		
														321	N	Ark.-Pine Bluff		3	0		
														331	N	Savannah St.		3	1		
														332	H	Alcorn		3	0		
LAST 10 GAMES																					
271 A Southeastern La.						0	3	152 H A&M-Corpus Christi						1	3						
243 A Lamar						1	3	332 H Alcorn						3	0						
172 A Sam Houston St.						0	3	274 A McNeese St.						1	3						
271 H Southeastern La.						1	3	291 A Nicholls St.						0	3						
196 H Houston Baptist						0	3	58 H Central Ark.						0	3						

Non-Div. I Games: Abilene Christian 0 3 Incarnate Word 1 3

New Orleans

Average RPI Win: 318		WON-LOST	WINNING	LAST 10	STRENGTH OF		OPP. STRENGTH	TEAM	ADJ	CONF.	ADJ CONF.
Average RPI Loss: 199		RECORD	PCT. RANK	GAMES	SCHEDULE		OF SCHEDULE	RPI	RPI	RPI	RPI
DIV. I ONLY		6- 21	.22222	292	1- 9		267	303	301	.32593	307
DIV. I NON-CONF.		6- 10	.375	236	1- 1		271	312	278	.39748	276
TOTALS		RPI 1-25	RPI 26-50		W-L RECORDS		RPI 51-100		RPI 101-150		RPI 150+
6- 21	0- 0	0- 0		OVERALL		0- 2		0- 2		6- 17	
1- 7	0- 0	0- 0		HOME		0- 0		0- 0		1- 7	
2- 10	0- 0	0- 0		AWAY		0- 2		0- 2		2- 6	
3- 4	0- 0	0- 0		NEUTRAL		0- 0		0- 0		3- 4	
6- 10	0- 0	0- 0		NON-CONFERENCE		0- 2		0- 2		6- 6	
1- 1	0- 0	0- 0		HOME		0- 0		0- 0		1- 1	
2- 5	0- 0	0- 0		AWAY		0- 2		0- 2		2- 1	
3- 4	0- 0	0- 0		NEUTRAL		0- 0		0- 0		3- 4	
0- 11	0- 0	0- 0		CONFERENCE		0- 0		0- 0		0- 11	
0- 6	0- 0	0- 0		HOME		0- 0		0- 0		0- 6	
0- 5	0- 0	0- 0		AWAY		0- 0		0- 0		0- 5	
0- 0	0- 0	0- 0		NEUTRAL		0- 0		0- 0		0- 0	
RPI S	Opponent	Score	RPI S	Opponent	Score	RPI S	Opponent	Score	RPI S	Opponent	Score
						69 A	Col. of Charleston	0 3	128 A	Jacksonville	0 3
						80 A	Ga. Southern	0 3	140 A	DePaul	0 3
									161 N	Bakersfield	0 3
									178 N	Central Mich.	0 3
									189 A	Coastal Caro.	0 3
									190 N	Fla. Atlantic	0 3
									192 A	Radford	0 3
									200 A	Liberty	0 3
									207 A	Davidson	0 3
									209 H	High Point	1 3
									221 H	East Carolina	0 3
									225 H	UNC Asheville	2 3
									232 H	Campbell	0 3
									246 N	Charlotte	0 3
									253 H	Gardner-Webb	1 3
									259 A	Winthrop	0 3
									259 H	Winthrop	0 3
									267 A	Presbyterian	0 3
									267 H	Presbyterian	2 3
									301 A	Citadel	3 1
									312 N	Jackson St.	3 0
									318 N	Mississippi Val.	3 1
									324 A	South Carolina St.	3 2
									324 N	South Carolina St.	3 0
									331 H	Savannah St.	3 0
LAST 10 GAMES											
						259 H	Winthrop	0 3	192 A	Radford	0 3
						267 H	Presbyterian	2 3	200 A	Liberty	0 3
						324 A	South Carolina St.	3 2	189 A	Coastal Caro.	0 3
						225 H	UNC Asheville	2 3	221 H	East Carolina	0 3
						253 H	Gardner-Webb	1 3	209 H	High Point	1 3

Non-Div. I Games:

Charleston So.

Average RPI Win:	292	WON-LOST RECORD	WINNING PCT. RANK	LAST 10 GAMES	STRENGTH OF SCHEDULE	OPP. STRENGTH OF SCHEDULE	TEAM RPI	ADJ RPI	CONF. RPI	ADJ CONF. RPI					
DIV. I ONLY		8- 21	.27586 277	4- 6	305	282	306	.32176 308	30	30					
DIV. I NON-CONF.		5- 14	.26316 275	2- 0	282	231	297	.35749 304	30	30					
<hr/>															
TOTALS	RPI 1-25	RPI 26-50		W-L RECORDS	RPI 51-100		RPI 101-150		RPI 150+						
8- 21	0- 0	0- 2		OVERALL	0- 0		0- 3		8- 16						
6- 6	0- 0	0- 0		HOME	0- 0		0- 1		6- 5						
2- 9	0- 0	0- 1		AWAY	0- 0		0- 1		2- 7						
0- 6	0- 0	0- 1		NEUTRAL	0- 0		0- 1		0- 4						
<hr/>															
5- 14	0- 0	0- 2		NON-CONFERENCE	0- 0		0- 2		5- 10						
4- 3	0- 0	0- 0		HOME	0- 0		0- 1		4- 2						
1- 5	0- 0	0- 1		AWAY	0- 0		0- 0		1- 4						
0- 6	0- 0	0- 1		NEUTRAL	0- 0		0- 1		0- 4						
<hr/>															
3- 7	0- 0	0- 0		CONFERENCE	0- 0		0- 1		3- 6						
2- 3	0- 0	0- 0		HOME	0- 0		0- 0		2- 3						
1- 4	0- 0	0- 0		AWAY	0- 0		0- 1		1- 3						
0- 0	0- 0	0- 0		NEUTRAL	0- 0		0- 0		0- 0						
<hr/>															
RPI	S	Opponent	Score	RPI	S	Opponent	Score	RPI	S	Opponent	Score				
				37	A	Oregon	0 3			105	A	LIU Brooklyn	0 3		
				42	N	Ohio	0 3			133	H	St. John's (NY)	0 3		
										141	N	Eastern Mich.	0 3		
										177	N	Fairfield	0 3		
										194	N	Hampton	1 3		
										202	A	Central Conn. St.	1 3		
										202	H	Central Conn. St.	0 3		
										204	A	Boston College	0 3		
										215	A	Brown	0 3		
										217	H	Dartmouth	3 0		
										230	A	New Hampshire	0 3		
										234	N	Eastern Wash.	0 3		
										242	H	Sacred Heart	1 3		
										256	H	Holy Cross	3 2		
										256	N	Holy Cross	2 3		
										258	H	Stony Brook	0 3		
										270	H	Princeton	3 1		
										296	H	Hartford	0 3		
										303	A	Providence	1 3		
										304	A	Robert Morris	0 3		
										304	H	Robert Morris	0 3		
				LAST 10 GAMES						305	A	Saint Francis (PA)	2 3		
				202	A	Central Conn. St.	1 3	304	H	Robert Morris	0 3	305	H	Saint Francis (PA)	3 2
				304	A	Robert Morris	0 3	305	H	Saint Francis (PA)	3 2	316	A	Quinnipiac	3 0
				305	A	Saint Francis (PA)	2 3	256	H	Holy Cross	3 2	319	A	St. Francis Brooklyn	3 0
				316	A	Quinnipiac	3 0	325	H	Fairleigh Dickinson	3 1	325	H	Fairleigh Dickinson	3 1
				202	H	Central Conn. St.	0 3	242	H	Sacred Heart	1 3	326	H	UMass Lowell	3 0

Non-Div. I Games:

Bryant

Average RPI Win: 237		WON-LOST RECORD	WINNING PCT. RANK	LAST 10 GAMES	STRENGTH OF SCHEDULE	OPP. STRENGTH OF SCHEDULE	TEAM RPI	ADJ RPI	CONF. RPI	ADJ CONF. RPI				
Average RPI Loss: 183														
DIV. I ONLY		1- 24	.04	326	0- 10	169	248	311	.32011	309	23	25		
DIV. I NON-CONF.		1- 9	.1	302	0- 0	122	229	286	.38847	286	25	24		
<hr/>														
TOTALS		RPI 1-25		RPI 26-50		W-L RECORDS		RPI 51-100		RPI 101-150		RPI 150+		
1- 24		0- 0		0- 0		OVERALL		0- 5		0- 5		1- 14		
0- 9		0- 0		0- 0		HOME		0- 2		0- 1		0- 6		
0- 10		0- 0		0- 0		AWAY		0- 3		0- 2		0- 4		
1- 5		0- 0		0- 0		NEUTRAL		0- 0		0- 1		1- 4		
1- 9		0- 0		0- 0		NON-CONFERENCE		0- 1		0- 4		1- 4		
0- 0		0- 0		0- 0		HOME		0- 0		0- 0		0- 0		
0- 4		0- 0		0- 0		AWAY		0- 1		0- 3		0- 0		
1- 5		0- 0		0- 0		NEUTRAL		0- 0		0- 1		1- 4		
0- 15		0- 0		0- 0		CONFERENCE		0- 4		0- 1		0- 10		
0- 9		0- 0		0- 0		HOME		0- 2		0- 1		0- 6		
0- 6		0- 0		0- 0		AWAY		0- 2		0- 0		0- 4		
0- 0		0- 0		0- 0		NEUTRAL		0- 0		0- 0		0- 0		
RPI	S	Opponent		Score	RPI	S	Opponent		Score	RPI	S	Opponent		Score
							67	A Auburn	0 3			115	A UAB	0 3
							74	A Lipscomb	0 3			128	H Jacksonville	0 3
							74	H Lipscomb	0 3			145	A Samford	0 3
							83	A East Tenn. St.	1 3			147	A UNC Wilmington	0 3
							83	H East Tenn. St.	1 3			148	N Green Bay	0 3
												165	A FGCU	0 3
												165	H FGCU	2 3
												197	N Western Caro.	0 3
												224	H Kennesaw St.	2 3
												225	N UNC Asheville	1 3
												235	N Troy	2 3
												237	N Jacksonville St.	3 1
												245	A Northern Ky.	1 3
												245	H Northern Ky.	2 3
												247	N Georgia St.	1 3
												248	H North Florida	0 3
												255	A Stetson	1 3
												255	H Stetson	0 3
												311	A USC Upstate	0 3
												311	H USC Upstate	1 3
LAST 10 GAMES														

Non-Div. I Games:

Mercer

Average RPI Win:		324	WON-LOST RECORD		WINNING PCT. RANK		LAST 10 GAMES		STRENGTH OF SCHEDULE		OPP. STRENGTH OF SCHEDULE		TEAM RPI		ADJ RPI		CONF. RPI		ADJ CONF. RPI	
Average RPI Loss:		197																		
DIV. I ONLY			8- 23		.25806 285		5- 5		301		315		313		.31918 310		33		33	
DIV. I NON-CONF.			0- 17		0 318		0- 2		174		192		311		.34303 308		33		32	
TOTALS		RPI 1-25		RPI 26-50		W-L RECORDS		RPI 51-100		RPI 101-150		RPI 150+								
8- 23		0- 1		0- 0		OVERALL		0- 3		0- 3		8- 16								
3- 5		0- 0		0- 0		HOME		0- 0		0- 0		3- 5								
2- 8		0- 0		0- 0		AWAY		0- 2		0- 0		2- 6								
3- 10		0- 1		0- 0		NEUTRAL		0- 1		0- 3		3- 5								
0- 17		0- 1		0- 0		NON-CONFERENCE		0- 3		0- 3		0- 10								
0- 3		0- 0		0- 0		HOME		0- 0		0- 0		0- 3								
0- 5		0- 0		0- 0		AWAY		0- 2		0- 0		0- 3								
0- 9		0- 1		0- 0		NEUTRAL		0- 1		0- 3		0- 4								
8- 6		0- 0		0- 0		CONFERENCE		0- 0		0- 0		8- 6								
3- 2		0- 0		0- 0		HOME		0- 0		0- 0		3- 2								
2- 3		0- 0		0- 0		AWAY		0- 0		0- 0		2- 3								
3- 1		0- 0		0- 0		NEUTRAL		0- 0		0- 0		3- 1								
RPI	S	Opponent		Score		RPI	S	Opponent		Score		RPI	S	Opponent		Score				
18	N	Utah		0 3								103	N	Northwestern St.		0 3				
												93	A	Long Beach St.		0 3				
												100	A	North Texas		0 3				
												121	N	Texas St.		0 3				
												152	A	A&M-Corpus Christi		0 3				
												161	N	Bakersfield		0 3				
												187	N	Southern Miss.		0 3				
												191	H	Houston		1 3				
												196	A	Houston Baptist		0 3				
												196	H	Houston Baptist		0 3				
												240	A	Texas Southern		0 3				
												240	H	Texas Southern		0 3				
												274	A	McNeese St.		1 3				
												274	H	McNeese St.		0 3				
												275	N	Tex.-Pan American		0 3				
												289	H	Alabama St.		1 3				
												289	N	Alabama St.		2 3				
												290	N	La.-Monroe		0 3				
												315	A	Southern U.		2 3				
												315	A	Southern U.		3 0				
												315	H	Southern U.		3 1				
												315	N	Southern U.		3 0				
												321	A	Ark.-Pine Bluff		1 3				
												321	H	Ark.-Pine Bluff		3 1				
												330	A	Grambling		3 0				
												330	H	Grambling		3 0				
												330	N	Grambling		3 0				
												332	N	Alcorn		3 0				
												332	N	Alcorn		3 0				
LAST 10 GAMES																				
321 H Ark.-Pine Bluff 3 1						191 H Houston 1 3						321 H Ark.-Pine Bluff 3 1								
152 A A&M-Corpus Christi 0 3						330 H Grambling 3 0						330 A Grambling 3 0								
289 H Alabama St. 1 3						321 A Ark.-Pine Bluff 1 3						330 H Grambling 3 0								
315 H Southern U. 3 1						332 N Alcorn 3 0						330 N Grambling 3 0								
240 H Texas Southern 0 3						315 A Southern U. 3 0						332 N Alcorn 3 0								

Prairie View

Average RPI Win: 277		WON-LOST	WINNING	LAST 10	STRENGTH OF		OPP. STRENGTH	TEAM	ADJ	CONF.	ADJ CONF.
Average RPI Loss: 201		RECORD	PCT. RANK	GAMES	SCHEDULE		OF SCHEDULE	RPI	RPI	RPI	RPI
DIV. I ONLY		4- 20	.16667	306	3- 7		264	258	309	.31769	311
DIV. I NON-CONF.		1- 9	.1	302	1- 0		294	280	326	.305	320
TOTALS		RPI 1-25	RPI 26-50		W-L RECORDS		RPI 51-100		RPI 101-150		RPI 150+
4- 20	0- 0	0- 0		OVERALL		0- 3		0- 1		4- 16	
3- 5	0- 0	0- 0		HOME		0- 1		0- 0		3- 4	
1- 11	0- 0	0- 0		AWAY		0- 2		0- 1		1- 8	
0- 4	0- 0	0- 0		NEUTRAL		0- 0		0- 0		0- 4	
1- 9	0- 0	0- 0		NON-CONFERENCE		0- 0		0- 0		1- 9	
1- 2	0- 0	0- 0		HOME		0- 0		0- 0		1- 2	
0- 3	0- 0	0- 0		AWAY		0- 0		0- 0		0- 3	
0- 4	0- 0	0- 0		NEUTRAL		0- 0		0- 0		0- 4	
3- 11	0- 0	0- 0		CONFERENCE		0- 3		0- 1		3- 7	
2- 3	0- 0	0- 0		HOME		0- 1		0- 0		2- 2	
1- 8	0- 0	0- 0		AWAY		0- 2		0- 1		1- 5	
0- 0	0- 0	0- 0		NEUTRAL		0- 0		0- 0		0- 0	
RPI S	Opponent	Score	RPI S	Opponent	Score	RPI S	Opponent	Score	RPI S	Opponent	Score
						74 A Lipscomb	0	3	128 A Jacksonville	0	3
						83 A East Tenn. St.	0	3	165 A FGCU	1	3
						83 H East Tenn. St.	0	3	165 H FGCU	2	3
									178 N Central Mich.	0	3
									197 A Western Caro.	1	3
									204 N Boston College	0	3
									205 A Hofstra	1	3
									224 A Kennesaw St.	0	3
									224 H Kennesaw St.	3	0
									225 A UNC Asheville	1	3
									245 A Northern Ky.	2	3
									247 H Georgia St.	2	3
									248 A North Florida	1	3
									255 A Stetson	1	3
									255 H Stetson	0	3
									262 H Wofford	1	3
									267 H Presbyterian	3	2
									270 N Princeton	2	3
									297 N Wright St.	0	3
									309 A Mercer	3	1
									309 H Mercer	3	0
LAST 10 GAMES											
						165 A FGCU	1	3	128 A Jacksonville	0	3
						255 A Stetson	1	3	248 A North Florida	1	3
						267 H Presbyterian	3	2	309 H Mercer	3	0
						83 A East Tenn. St.	0	3	255 H Stetson	0	3
						224 H Kennesaw St.	3	0	165 H FGCU	2	3

Non-Div. I Games:

USC Upstate

Average RPI Win:	314	WON-LOST RECORD	WINNING PCT. RANK	LAST 10 GAMES	STRENGTH OF SCHEDULE	OPP. STRENGTH OF SCHEDULE	TEAM RPI	ADJ RPI	CONF. RPI	ADJ CONF. RPI		
Average RPI Loss:	210											
DIV. I ONLY		7- 17	.29167	273	6- 4	315	308	314	.31701	312	33	33
DIV. I NON-CONF.		1- 13	.07143	310	0- 1	203	218	309	.34129	310	33	32
<hr/>												
TOTALS	RPI 1-25	RPI 26-50		W-L RECORDS		RPI 51-100		RPI 101-150		RPI 150+		
7- 17	0- 0	0- 0		OVERALL		0- 3		0- 0		7- 14		
4- 3	0- 0	0- 0		HOME		0- 0		0- 0		4- 3		
2- 6	0- 0	0- 0		AWAY		0- 2		0- 0		2- 4		
1- 8	0- 0	0- 0		NEUTRAL		0- 1		0- 0		1- 7		
<hr/>												
1- 13	0- 0	0- 0		NON-CONFERENCE		0- 3		0- 0		1- 10		
0- 2	0- 0	0- 0		HOME		0- 0		0- 0		0- 2		
0- 4	0- 0	0- 0		AWAY		0- 2		0- 0		0- 2		
1- 7	0- 0	0- 0		NEUTRAL		0- 1		0- 0		1- 6		
<hr/>												
6- 4	0- 0	0- 0		CONFERENCE		0- 0		0- 0		6- 4		
4- 1	0- 0	0- 0		HOME		0- 0		0- 0		4- 1		
2- 2	0- 0	0- 0		AWAY		0- 0		0- 0		2- 2		
0- 1	0- 0	0- 0		NEUTRAL		0- 0		0- 0		0- 1		
<hr/>												
RPI S	Opponent	Score	RPI S	Opponent	Score	RPI S	Opponent	Score	RPI S	Opponent	Score	
						58 A	Central Ark.	1 3	172 A	Sam Houston St.	0 3	
						59 N	Washington St.	0 3	178 N	Central Mich.	0 3	
						80 A	Ga. Southern	0 3	186 N	Stephen F. Austin	0 3	
									187 A	Southern Miss.	0 3	
									201 H	South Ala.	0 3	
									214 H	La.-Lafayette	0 3	
									235 N	Troy	0 3	
									243 N	Lamar	0 3	
									275 N	Tex.-Pan American	0 3	
									284 A	Alabama A&M	2 3	
									284 H	Alabama A&M	3 2	
									289 A	Alabama St.	1 3	
									289 H	Alabama St.	2 3	
									290 N	La.-Monroe	3 2	
									307 N	Charleston So.	0 3	
									315 H	Southern U.	3 0	
									318 A	Mississippi Val.	3 1	
									321 N	Ark.-Pine Bluff	0 3	
									330 A	Grambling	3 0	
									330 H	Grambling	3 0	
									332 H	Alcorn	3 1	
LAST 10 GAMES												
						289 H	Alabama St.	2 3	289 A	Alabama St.	1 3	
						284 H	Alabama A&M	3 2	284 A	Alabama A&M	2 3	
						330 A	Grambling	3 0	332 H	Alcorn	3 1	
						330 H	Grambling	3 0	315 H	Southern U.	3 0	
						318 A	Mississippi Val.	3 1	80 A	Ga. Southern	0 3	

Non-Div. I Games:

Jackson St.

U
M
E
S

UMES					Through Games Of Through Matches of Nov. 3, 2013							
Average RPI Win: 329 Average RPI Loss: 214		WON-LOST RECORD	WINNING PCT. RANK	LAST 10 GAMES	STRENGTH OF SCHEDULE		OPP. STRENGTH OF SCHEDULE		TEAM RPI	ADJ RPI	CONF. RPI	ADJ CONF. RPI
DIV. I ONLY		3- 19	.13636 312	2- 8	231		314		312	.31073 313	31	32
DIV. I NON-CONF.		0- 10	0 318	0- 0	78		269		293	.37263 295	31	31
TOTALS		RPI 1-25	RPI 26-50		W-L RECORDS		RPI 51-100		RPI 101-150		RPI 150+	
3- 19	0- 0	0- 1		OVERALL		0- 2		0- 1		3- 15		
1- 3	0- 0	0- 0		HOME		0- 0		0- 0		1- 3		
1- 9	0- 0	0- 0		AWAY		0- 0		0- 1		1- 8		
1- 7	0- 0	0- 1		NEUTRAL		0- 2		0- 0		1- 4		
0- 10	0- 0	0- 1		NON-CONFERENCE		0- 2		0- 1		0- 6		
0- 0	0- 0	0- 0		HOME		0- 0		0- 0		0- 0		
0- 3	0- 0	0- 0		AWAY		0- 0		0- 1		0- 2		
0- 7	0- 0	0- 1		NEUTRAL		0- 2		0- 0		0- 4		
3- 9	0- 0	0- 0		CONFERENCE		0- 0		0- 0		3- 9		
1- 3	0- 0	0- 0		HOME		0- 0		0- 0		1- 3		
1- 6	0- 0	0- 0		AWAY		0- 0		0- 0		1- 6		
1- 0	0- 0	0- 0		NEUTRAL		0- 0		0- 0		1- 0		
RPI S	Opponent	Score	RPI S	Opponent	Score	RPI S	Opponent	Score	RPI S	Opponent	Score	
			40 N	Ohio St.	0 3	62 N	American	0 3	120 A	Buffalo	0 3	
						86 N	Valparaiso	0 3	194 A	Hampton	0 3	
									213 A	Bradley	0 3	
									229 N	Western Ill.	1 3	
									241 N	Manhattan	1 3	
									242 A	Sacred Heart	1 3	
									244 A	Howard	0 3	
									244 H	Howard	1 3	
									246 N	Charlotte	0 3	
									260 A	Morgan St.	1 3	
									260 H	Morgan St.	1 3	
									272 A	Coppin St.	0 3	
									272 H	Coppin St.	0 3	
									279 A	Norfolk St.	0 3	
									279 A	Norfolk St.	2 3	
									283 N	UT Martin	0 3	
									328 N	Bethune-Cookman	3 0	
									329 A	Delaware St.	3 2	
									329 H	Delaware St.	3 1	
			LAST 10 GAMES									
			272 H	Coppin St.	0 3	194 A	Hampton	0 3				
			260 H	Morgan St.	1 3	260 A	Morgan St.	1 3				
			244 A	Howard	0 3	272 A	Coppin St.	0 3				
			329 A	Delaware St.	3 2	244 H	Howard	1 3				
			279 A	Norfolk St.	2 3	329 H	Delaware St.	3 1				

U
M
E
S

Non-Div. I Games:

UMES

[illegible]

Non-Div. I Games:

N.C. A&T

RPI	S	Opponent	Score	
331	H	Savannah St.	3	0

N.C. A&T

N
.
C
.
A
&
T

N
.
C
.
A
&
T

Average RPI Win: 297		WON-LOST	WINNING	LAST 10	STRENGTH OF		OPP. STRENGTH	TEAM	ADJ	CONF.	ADJ CONF.
Average RPI Loss: 251		RECORD	PCT. RANK	GAMES	SCHEDULE		OF SCHEDULE	RPI	RPI	RPI	RPI
DIV. I ONLY		6- 16	.27273	279	5- 5		322	329	317	.29367	315
DIV. I NON-CONF.		0- 8	0	318	0- 0		196	294	317	.32744	313
TOTALS		RPI 1-25	RPI 26-50		W-L RECORDS		RPI 51-100		RPI 101-150		RPI 150+
6- 16	0- 0	0- 0		OVERALL		0- 2		0- 1		6- 13	
5- 4	0- 0	0- 0		HOME		0- 0		0- 0		5- 4	
0- 6	0- 0	0- 0		AWAY		0- 0		0- 1		0- 5	
1- 6	0- 0	0- 0		NEUTRAL		0- 2		0- 0		1- 4	
0- 8	0- 0	0- 0		NON-CONFERENCE		0- 2		0- 1		0- 5	
0- 1	0- 0	0- 0		HOME		0- 0		0- 0		0- 1	
0- 2	0- 0	0- 0		AWAY		0- 0		0- 1		0- 1	
0- 5	0- 0	0- 0		NEUTRAL		0- 2		0- 0		0- 3	
6- 8	0- 0	0- 0		CONFERENCE		0- 0		0- 0		6- 8	
5- 3	0- 0	0- 0		HOME		0- 0		0- 0		5- 3	
0- 4	0- 0	0- 0		AWAY		0- 0		0- 0		0- 4	
1- 1	0- 0	0- 0		NEUTRAL		0- 0		0- 0		1- 1	
RPI S	Opponent	Score	RPI S	Opponent	Score	RPI S	Opponent	Score	RPI S	Opponent	Score
						90 N	Oral Roberts	0 3	136 A	UTEP	0 3
						90 N	Oral Roberts	0 3	240 A	Texas Southern	2 3
									240 A	Texas Southern	1 3
									240 H	Texas Southern	3 2
									240 N	Texas Southern	3 2
									255 N	Stetson	0 3
									271 A	Southeastern La.	1 3
									274 H	McNeese St.	0 3
									277 N	Louisiana Tech	0 3
									289 H	Alabama St.	0 3
									293 N	Neb. Omaha	0 3
									310 A	Prairie View	1 3
									310 H	Prairie View	0 3
									310 H	Prairie View	3 2
									310 N	Prairie View	0 3
									312 A	Jackson St.	0 3
									321 H	Ark.-Pine Bluff	2 3
									330 H	Grambling	3 0
									330 H	Grambling	3 0
									332 H	Alcorn	3 0
LAST 10 GAMES											
						240 H	Texas Southern	3 2	310 H	Prairie View	0 3
						240 A	Texas Southern	2 3	289 H	Alabama St.	0 3
						310 A	Prairie View	1 3	330 H	Grambling	3 0
						330 H	Grambling	3 0	332 H	Alcorn	3 0
						321 H	Ark.-Pine Bluff	2 3	310 H	Prairie View	3 2

Non-Div. I Games:

Southern U.

[illegible]

Non-Div. I Games:

Quinnipiac

Average RPI Win:	328	WON-LOST RECORD	WINNING PCT. RANK	LAST 10 GAMES	STRENGTH OF SCHEDULE	OPP. STRENGTH OF SCHEDULE	TEAM RPI	ADJ RPI	CONF. RPI	ADJ CONF. RPI					
DIV. I ONLY		2- 24	.07692	324	0- 10	279	293	320	.29037	317	26	23			
DIV. I NON-CONF.		2- 13	.13333	298	0- 1	297	307	323	.30322	321	23	22			

TOTALS	RPI 1-25	RPI 26-50			W-L RECORDS		RPI 51-100		RPI 101-150		RPI 150+				
2- 24	0- 0	0- 0			OVERALL		0- 1		0- 6		2- 17				
0- 10	0- 0	0- 0			HOME		0- 1		0- 2		0- 7				
0- 11	0- 0	0- 0			AWAY		0- 0		0- 3		0- 8				
2- 3	0- 0	0- 0			NEUTRAL		0- 0		0- 1		2- 2				
2- 13	0- 0	0- 0			NON-CONFERENCE		0- 1		0- 2		2- 10				
0- 5	0- 0	0- 0			HOME		0- 1		0- 0		0- 4				
0- 5	0- 0	0- 0			AWAY		0- 0		0- 1		0- 4				
2- 3	0- 0	0- 0			NEUTRAL		0- 0		0- 1		2- 2				
0- 11	0- 0	0- 0			CONFERENCE		0- 0		0- 4		0- 7				
0- 5	0- 0	0- 0			HOME		0- 0		0- 2		0- 3				
0- 6	0- 0	0- 0			AWAY		0- 0		0- 2		0- 4				
0- 0	0- 0	0- 0			NEUTRAL		0- 0		0- 0		0- 0				
RPI	S	Opponent	Score	RPI	S	Opponent	Score	RPI	S	Opponent	Score	RPI	S	Opponent	Score
								86	H	Valparaiso	0 3	131	H	New Mexico St.	0 3
												140	A	DePaul	0 3
												142	A	UMKC	0 3
												142	H	UMKC	0 3
												144	N	Marshall	1 3
												146	A	Utah Valley	0 3
												153	A	Syracuse	0 3
												160	A	Idaho	0 3
												161	A	Bakersfield	1 3
												161	H	Bakersfield	0 3
												167	H	Denver	0 3
												208	A	Seattle	1 3
												229	A	Western Ill.	0 3
												229	H	Western Ill.	0 3
												249	A	Indiana St.	1 3
												249	H	Indiana St.	0 3
												252	A	Ill.-Chicago	1 3
												263	A	Grand Canyon	0 3
												263	H	Grand Canyon	2 3
												274	N	McNeese St.	0 3
												275	H	Tex.-Pan American	2 3
												297	H	Wright St.	0 3
												303	N	Providence	1 3
												327	N	Saint Peter's	3 0
												329	N	Delaware St.	3 0
				LAST 10 GAMES											
				161	H	Bakersfield	0 3	208	A	Seattle	1 3				
				263	A	Grand Canyon	0 3	275	H	Tex.-Pan American	2 3				
				86	H	Valparaiso	0 3	131	H	New Mexico St.	0 3				
				142	A	UMKC	0 3	146	A	Utah Valley	0 3				
				160	A	Idaho	0 3	161	A	Bakersfield	1 3				

Non-Div. I Games:

Chicago St.

Average RPI Win: 331		WON-LOST	WINNING	LAST 10	STRENGTH OF		OPP. STRENGTH	TEAM	ADJ	CONF.	ADJ CONF.
Average RPI Loss: 227		RECORD	PCT. RANK	GAMES	SCHEDULE		OF SCHEDULE	RPI	RPI	RPI	RPI
DIV. I ONLY		3- 15	.16667	306	3- 4		317	326	323	.28303	318
DIV. I NON-CONF.		0- 10	0	318	0- 0		137	263	310	.34753	307
TOTALS		RPI 1-25	RPI 26-50		W-L RECORDS		RPI 51-100		RPI 101-150		RPI 150+
3- 15	0- 0	0- 0		OVERALL		0- 2		0- 1		3- 12	
2- 4	0- 0	0- 0		HOME		0- 0		0- 0		2- 4	
1- 5	0- 0	0- 0		AWAY		0- 1		0- 1		1- 3	
0- 6	0- 0	0- 0		NEUTRAL		0- 1		0- 0		0- 5	
0- 10	0- 0	0- 0		NON-CONFERENCE		0- 2		0- 1		0- 7	
0- 0	0- 0	0- 0		HOME		0- 0		0- 0		0- 0	
0- 4	0- 0	0- 0		AWAY		0- 1		0- 1		0- 2	
0- 6	0- 0	0- 0		NEUTRAL		0- 1		0- 0		0- 5	
3- 5	0- 0	0- 0		CONFERENCE		0- 0		0- 0		3- 5	
2- 4	0- 0	0- 0		HOME		0- 0		0- 0		2- 4	
1- 1	0- 0	0- 0		AWAY		0- 0		0- 0		1- 1	
0- 0	0- 0	0- 0		NEUTRAL		0- 0		0- 0		0- 0	
RPI S	Opponent	Score	RPI S	Opponent	Score	RPI S	Opponent	Score	RPI S	Opponent	Score
						65 N	UTSA	0 3	128 A	Jacksonville	0 3
						70 A	Tulane	0 3	151 A	Texas-Arlington	0 3
									152 N	A&M-Corpus Christi	1 3
									190 N	Fla. Atlantic	0 3
									248 A	North Florida	0 3
									282 N	Rider	0 3
									284 H	Alabama A&M	0 3
									289 H	Alabama St.	0 3
									291 N	Nicholls St.	0 3
									307 N	Charleston So.	1 3
									312 H	Jackson St.	1 3
									321 A	Ark.-Pine Bluff	0 3
									321 H	Ark.-Pine Bluff	2 3
									330 H	Grambling	3 1
									332 A	Alcorn	3 0
									332 H	Alcorn	3 0
LAST 10 GAMES											
						332 H	Alcorn	3 0	289 H	Alabama St.	0 3
						312 H	Jackson St.	1 3	284 H	Alabama A&M	0 3
						332 A	Alcorn	3 0	321 A	Ark.-Pine Bluff	0 3
						321 H	Ark.-Pine Bluff	2 3	65 N	UTSA	0 3
						330 H	Grambling	3 1	151 A	Texas-Arlington	0 3

Non-Div. I Games: Rust 3 0 Rust 3 0 Tougalo 3 0 Tougalo 3 0
 Philander Smith 3 0 Ark.-Monticello 1 3 Mississippi Val.

Average RPI Win:	296	WON-LOST	WINNING	LAST 10	STRENGTH OF	OPP. STRENGTH	TEAM	ADJ	CONF.	ADJ CONF.											
Average RPI Loss:	249	RECORD	PCT. RANK	GAMES	SCHEDULE	OF SCHEDULE	RPI	RPI	RPI	RPI											
DIV. I ONLY		6- 22	.21429	295	1- 9	295	328	316	.28148	319	30	30									
DIV. I NON-CONF.		4- 14	.22222	281	0- 1	270	332	312	.31565	319	30	30									
<hr/>																					
TOTALS	RPI 1-25	RPI 26-50		W-L RECORDS		RPI 51-100		RPI 101-150		RPI 150+											
6- 22	0- 0	0- 0		OVERALL		0- 0		0- 2		6- 20											
4- 5	0- 0	0- 0		HOME		0- 0		0- 1		4- 4											
1- 12	0- 0	0- 0		AWAY		0- 0		0- 1		1- 11											
1- 5	0- 0	0- 0		NEUTRAL		0- 0		0- 0		1- 5											
<hr/>																					
4- 14	0- 0	0- 0		NON-CONFERENCE		0- 0		0- 0		4- 14											
2- 2	0- 0	0- 0		HOME		0- 0		0- 0		2- 2											
1- 7	0- 0	0- 0		AWAY		0- 0		0- 0		1- 7											
1- 5	0- 0	0- 0		NEUTRAL		0- 0		0- 0		1- 5											
<hr/>																					
2- 8	0- 0	0- 0		CONFERENCE		0- 0		0- 2		2- 6											
2- 3	0- 0	0- 0		HOME		0- 0		0- 1		2- 2											
0- 5	0- 0	0- 0		AWAY		0- 0		0- 1		0- 4											
0- 0	0- 0	0- 0		NEUTRAL		0- 0		0- 0		0- 0											
<hr/>																					
RPI S	Opponent	Score	RPI S	Opponent	Score	RPI S	Opponent	Score	RPI S	Opponent	Score										
									105 A	LIU Brooklyn	0	3									
									105 H	LIU Brooklyn	0	3									
									170 A	Lehigh	0	3									
									184 N	Marist	0	3									
									202 H	Central Conn. St.	3	2									
									205 A	Hofstra	0	3									
									236 A	Iona	0	3									
									241 A	Manhattan	2	3									
									242 A	Sacred Heart	0	3									
									242 H	Sacred Heart	0	3									
									244 H	Howard	2	3									
									244 N	Howard	1	3									
									260 N	Morgan St.	0	3									
									261 A	Lafayette	0	3									
									272 N	Coppin St.	0	3									
									282 H	Rider	0	3									
									300 A	NJIT	0	3									
									300 H	NJIT	3	0									
									303 A	Providence	3	0									
									304 A	Robert Morris	1	3									
									305 A	Saint Francis (PA)	1	3									
									308 H	Bryant	0	3									
									LAST 10 GAMES									316 H	Quinnipiac	3	2
																		316 N	Quinnipiac	1	3
																		325 A	Fairleigh Dickinson	2	3
325 H	Fairleigh Dickinson	3	1																		
327 A	Saint Peter's	1	3																		
105 H	LIU Brooklyn	0	3	325 H	Fairleigh Dickinson	3	1	316 H	Quinnipiac	3	2										
325 A	Fairleigh Dickinson	2	3	305 A	Saint Francis (PA)	1	3	316 N	Quinnipiac	1	3										
242 A	Sacred Heart	0	3	304 A	Robert Morris	1	3	325 A	Fairleigh Dickinson	2	3										
105 A	LIU Brooklyn	0	3	300 A	NJIT	0	3	325 H	Fairleigh Dickinson	3	1										
242 H	Sacred Heart	0	3	308 H	Bryant	0	3	327 A	Saint Peter's	1	3										

Non-Div. I Games:

St. Francis Brooklyn

RPI	S	Opponent	Score	
329	N	Delaware St.	3	0

St. Francis Brooklyn

S
t
.
F
r
a
n
c
i
s
B
r
o
o
k
l
y
n

S
t
.
F
r
a
n
c
i
s
B
r
o
o
k
l
y
n

Average RPI Win: 294		WON-LOST RECORD		WINNING PCT. RANK		LAST 10 GAMES		STRENGTH OF SCHEDULE		OPP. STRENGTH OF SCHEDULE		TEAM RPI		ADJ RPI		CONF. RPI		ADJ CONF. RPI	
DIV. I ONLY		3- 22		.12 315		2- 8		294		307		321		.27887 320		28		28	
DIV. I NON-CONF.		1- 10		.09091 305		0- 0		290		255		322		.32138 315		29		29	
TOTALS		RPI 1-25		RPI 26-50		W-L RECORDS		RPI 51-100		RPI 101-150		RPI 150+							
3- 22		0- 0		0- 0		OVERALL		0- 1		0- 4		3- 17							
0- 7		0- 0		0- 0		HOME		0- 0		0- 0		0- 7							
3- 10		0- 0		0- 0		AWAY		0- 0		0- 4		3- 6							
0- 5		0- 0		0- 0		NEUTRAL		0- 1		0- 0		0- 4							
1- 10		0- 0		0- 0		NON-CONFERENCE		0- 1		0- 4		1- 5							
0- 0		0- 0		0- 0		HOME		0- 0		0- 0		0- 0							
1- 5		0- 0		0- 0		AWAY		0- 0		0- 4		1- 1							
0- 5		0- 0		0- 0		NEUTRAL		0- 1		0- 0		0- 4							
2- 12		0- 0		0- 0		CONFERENCE		0- 0		0- 0		2- 12							
0- 7		0- 0		0- 0		HOME		0- 0		0- 0		0- 7							
2- 5		0- 0		0- 0		AWAY		0- 0		0- 0		2- 5							
0- 0		0- 0		0- 0		NEUTRAL		0- 0		0- 0		0- 0							
RPI	S	Opponent		Score	RPI	S	Opponent		Score	RPI	S	Opponent		Score					
							91	N Milwaukee	0 3			118	A Mississippi St.	0 3					
												118	A Mississippi St.	0 3					
												120	A Buffalo	0 3					
												120	A Buffalo	0 3					
												163	N Temple	2 3					
												177	A Fairfield	1 3					
												184	H Marist	0 3					
												227	H Siena	0 3					
												236	A Iona	3 2					
												236	H Iona	0 3					
												241	A Manhattan	0 3					
												241	H Manhattan	2 3					
												262	N Wofford	0 3					
												262	N Wofford	0 3					
												264	A Akron	0 3					
												278	A Canisius	0 3					
												278	H Canisius	1 3					
												282	A Rider	0 3					
												282	H Rider	2 3					
												298	N Tennessee Tech	0 3					
												316	A Quinnipiac	3 0					
												327	A Saint Peter's	2 3					
												327	H Saint Peter's	2 3					
												329	A Delaware St.	3 1					
LAST 10 GAMES																			

Non-Div. I Games:

Niagara

Average RPI Win: 321		WON-LOST RECORD		WINNING PCT. RANK		LAST 10 GAMES		STRENGTH OF SCHEDULE		OPP. STRENGTH OF SCHEDULE		TEAM RPI		ADJ RPI		CONF. RPI		ADJ CONF. RPI		
Average RPI Loss: 232																				
DIV. I ONLY		8- 19		.2963 271		4- 4		328		320		319		.27389 321		33		33		
DIV. I NON-CONF.		1- 13		.07143 310		0- 1		305		239		327		.2843 327		33		32		
TOTALS		RPI 1-25		RPI 26-50		W-L RECORDS		RPI 51-100		RPI 101-150		RPI 150+								
8- 19		0- 0		0- 0		OVERALL		0- 3		0- 1		8- 15								
4- 1		0- 0		0- 0		HOME		0- 0		0- 0		4- 1								
2- 9		0- 0		0- 0		AWAY		0- 2		0- 0		2- 7								
2- 9		0- 0		0- 0		NEUTRAL		0- 1		0- 1		2- 7								
1- 13		0- 0		0- 0		NON-CONFERENCE		0- 3		0- 1		1- 9								
0- 0		0- 0		0- 0		HOME		0- 0		0- 0		0- 0								
0- 5		0- 0		0- 0		AWAY		0- 2		0- 0		0- 3								
1- 8		0- 0		0- 0		NEUTRAL		0- 1		0- 1		1- 6								
7- 6		0- 0		0- 0		CONFERENCE		0- 0		0- 0		7- 6								
4- 1		0- 0		0- 0		HOME		0- 0		0- 0		4- 1								
2- 4		0- 0		0- 0		AWAY		0- 0		0- 0		2- 4								
1- 1		0- 0		0- 0		NEUTRAL		0- 0		0- 0		1- 1								
RPI S	Opponent	Score	RPI S	Opponent	Score	RPI S	Opponent	Score	RPI S	Opponent	Score	RPI S	Opponent	Score	RPI S	Opponent	Score	RPI S	Opponent	Score

Average RPI Win: 325		WON-LOST RECORD		WINNING PCT. RANK		LAST 10 GAMES		STRENGTH OF SCHEDULE		OPP. STRENGTH OF SCHEDULE		TEAM RPI		ADJ RPI		CONF. RPI		ADJ CONF. RPI	
DIV. I ONLY		1- 27		.03571 328		0- 10		253		285		318		.26325 322		20		22	
DIV. I NON-CONF.		1- 17		.05556 316		0- 1		212		313		315		.29763 324		18		19	
TOTALS		RPI 1-25		RPI 26-50		W-L RECORDS		RPI 51-100		RPI 101-150		RPI 150+							
1- 27		0- 0		0- 0		OVERALL		0- 2		0- 2		1- 23							
1- 10		0- 0		0- 0		HOME		0- 0		0- 1		1- 9							
0- 10		0- 0		0- 0		AWAY		0- 1		0- 0		0- 9							
0- 7		0- 0		0- 0		NEUTRAL		0- 1		0- 1		0- 5							
1- 17		0- 0		0- 0		NON-CONFERENCE		0- 1		0- 1		1- 15							
1- 5		0- 0		0- 0		HOME		0- 0		0- 0		1- 5							
0- 5		0- 0		0- 0		AWAY		0- 0		0- 0		0- 5							
0- 7		0- 0		0- 0		NEUTRAL		0- 1		0- 1		0- 5							
0- 10		0- 0		0- 0		CONFERENCE		0- 1		0- 1		0- 8							
0- 5		0- 0		0- 0		HOME		0- 0		0- 1		0- 4							
0- 5		0- 0		0- 0		AWAY		0- 1		0- 0		0- 4							
0- 0		0- 0		0- 0		NEUTRAL		0- 0		0- 0		0- 0							
RPI S	Opponent	Score		RPI S	Opponent	Score		RPI S	Opponent	Score		RPI S	Opponent	Score					
								52 A VCU		0	3	112 N UALR		0	3				
								62 N American		0	3	121 H Dayton		0	3				
												157 A George Washington		0	3				
												157 H George Washington		0	3				
												163 N Temple		1	3				
												175 H Penn		1	3				
												182 H Rhode Island		0	3				
												203 N Austin Peay		0	3				
												206 N Delaware		0	3				
												212 A Saint Louis		0	3				
												212 H Saint Louis		0	3				
												223 H Sacramento St.		1	3				
												226 N UMBC		0	3				
												228 A Memphis		0	3				
												239 H Bucknell		1	3				
												244 A Howard		1	3				
												260 A Morgan St.		0	3				
												261 H Lafayette		1	3				
												265 A George Mason		0	3				
												265 H George Mason		0	3				
												269 A Loyola Maryland		0	3				
												282 A Rider		0	3				
												288 A Fordham		0	3				
												294 N Weber St.		0	3				
												300 H NJIT		0	3				
												325 H Fairleigh Dickinson	3	0					
LAST 10 GAMES				LAST 10 GAMES				LAST 10 GAMES				LAST 10 GAMES							
								52 A VCU		0	3	157 A George Washington		0	3	288 A Fordham		0	3
								288 A Fordham		0	3	212 H Saint Louis		0	3	294 N Weber St.		0	3
								212 A Saint Louis		0	3	121 H Dayton		0	3	300 H NJIT		0	3
								157 H George Washington		0	3	175 H Penn		1	3	325 H Fairleigh Dickinson	3	0	
								265 A George Mason		0	3	182 H Rhode Island		0	3				

Non-Div. I Games:

La Salle

Average RPI Win: 328		WON-LOST	WINNING	LAST 10	STRENGTH OF	OPP. STRENGTH	TEAM	ADJ	CONF.	ADJ CONF.		
Average RPI Loss: 231		RECORD	PCT. RANK	GAMES	SCHEDULE	OF SCHEDULE	RPI	RPI	RPI	RPI		
DIV. I ONLY		3- 23	.11538	319	3- 7	297	311	322	.26077	323	31	32
DIV. I NON-CONF.		0- 15	0	318	0- 1	228	266	321	.29767	323	31	31
<hr/>												
TOTALS		RPI 1-25		RPI 26-50		W-L RECORDS		RPI 51-100		RPI 101-150		RPI 150+
3- 23		0- 0		0- 0		OVERALL		0- 1		0- 0		3- 22
3- 8		0- 0		0- 0		HOME		0- 0		0- 0		3- 8
0- 9		0- 0		0- 0		AWAY		0- 0		0- 0		0- 9
0- 6		0- 0		0- 0		NEUTRAL		0- 1		0- 0		0- 5
0- 15		0- 0		0- 0		NON-CONFERENCE		0- 1		0- 0		0- 14
0- 5		0- 0		0- 0		HOME		0- 0		0- 0		0- 5
0- 4		0- 0		0- 0		AWAY		0- 0		0- 0		0- 4
0- 6		0- 0		0- 0		NEUTRAL		0- 1		0- 0		0- 5
3- 8		0- 0		0- 0		CONFERENCE		0- 0		0- 0		3- 8
3- 3		0- 0		0- 0		HOME		0- 0		0- 0		3- 3
0- 5		0- 0		0- 0		AWAY		0- 0		0- 0		0- 5
0- 0		0- 0		0- 0		NEUTRAL		0- 0		0- 0		0- 0
RPI	S	Opponent	Score	RPI	S	Opponent	Score	RPI	S	Opponent	Score	

Non-Div. I Games:

N.C. Central

Average RPI Win:		319	WON-LOST RECORD		WINNING PCT. RANK		LAST 10 GAMES		STRENGTH OF SCHEDULE		OPP. STRENGTH OF SCHEDULE		TEAM RPI		ADJ RPI		CONF. RPI		ADJ CONF. RPI	
DIV. I ONLY			4- 21		.16 308		3- 7		323		305		324		.26023 324		31		32	
DIV. I NON-CONF.			1- 16		.05882 315		1- 3		280		252		324		.29223 326		31		31	
TOTALS		RPI 1-25		RPI 26-50		W-L RECORDS		RPI 51-100		RPI 101-150		RPI 150+								
4- 21		0- 0		0- 0		OVERALL		0- 2		0- 1		4- 18								
3- 4		0- 0		0- 0		HOME		0- 0		0- 0		3- 4								
1- 9		0- 0		0- 0		AWAY		0- 1		0- 1		1- 7								
0- 8		0- 0		0- 0		NEUTRAL		0- 1		0- 0		0- 7								
1- 16		0- 0		0- 0		NON-CONFERENCE		0- 2		0- 1		1- 13								
1- 3		0- 0		0- 0		HOME		0- 0		0- 0		1- 3								
0- 5		0- 0		0- 0		AWAY		0- 1		0- 1		0- 3								
0- 8		0- 0		0- 0		NEUTRAL		0- 1		0- 0		0- 7								
3- 5		0- 0		0- 0		CONFERENCE		0- 0		0- 0		3- 5								
2- 1		0- 0		0- 0		HOME		0- 0		0- 0		2- 1								
1- 4		0- 0		0- 0		AWAY		0- 0		0- 0		1- 4								
0- 0		0- 0		0- 0		NEUTRAL		0- 0		0- 0		0- 0								
RPI	S	Opponent		Score	RPI	S	Opponent		Score	RPI	S	Opponent		Score	RPI	S	Opponent		Score	
							69	A	Col. of Charleston	0	3		127	A	South Carolina	0	3			
							95	N	Indiana	0	3		185	N	Elon	0	3			
													189	N	Coastal Caro.	0	3			
													192	N	Radford	0	3			
													193	N	FIU	0	3			
													209	N	High Point	0	3			
													216	A	Florida A&M	0	3			
													216	H	Florida A&M	1	3			
													232	A	Campbell	0	3			
													246	A	Charlotte	0	3			
													251	N	Tennessee St.	0	3			
													253	H	Gardner-Webb	0	3			
													262	H	Wofford	0	3			
													284	H	Alabama A&M	3	2			
													301	A	Citadel	0	3			
													307	H	Charleston So.	2	3			
													307	N	Charleston So.	0	3			
													314	A	N.C. A&T	1	3			
													323	A	N.C. Central	1	3			
													328	A	Bethune-Cookman	0	3			
													328	H	Bethune-Cookman	3	2			
													331	A	Savannah St.	3	0			
													331	H	Savannah St.	3	0			
LAST 10 GAMES																				
				331	A	Savannah St.	3	0	284	H	Alabama A&M	3	2	331	A	Savannah St.	3	0		
				307	H	Charleston So.	2	3	323	A	N.C. Central	1	3							
				328	A	Bethune-Cookman	0	3	314	A	N.C. A&T	1	3							
				216	A	Florida A&M	0	3	331	H	Savannah St.	3	0							
				232	A	Campbell	0	3	253	H	Gardner-Webb	0	3							

Non-Div. I Games:

South Carolina St.

Average RPI Win:	306	WON-LOST	WINNING	LAST 10	STRENGTH OF	OPP. STRENGTH	TEAM	ADJ	CONF.	ADJ CONF.										
Average RPI Loss:	252	RECORD	PCT. RANK	GAMES	SCHEDULE	OF SCHEDULE	RPI	RPI	RPI	RPI										
DIV. I ONLY		3- 22	.12	315	2- 8	310	321	325	.24702	325	30	30								
DIV. I NON-CONF.		2- 13	.13333	298	1- 1	310	326	328	.274	328	30	30								
<hr/>																				
TOTALS	RPI 1-25	RPI 26-50		W-L RECORDS		RPI 51-100		RPI 101-150		RPI 150+										
3- 22	0- 0	0- 0		OVERALL		0- 0		0- 2		3- 20										
2- 6	0- 0	0- 0		HOME		0- 0		0- 1		2- 5										
1- 9	0- 0	0- 0		AWAY		0- 0		0- 1		1- 8										
0- 7	0- 0	0- 0		NEUTRAL		0- 0		0- 0		0- 7										
<hr/>																				
2- 13	0- 0	0- 0		NON-CONFERENCE		0- 0		0- 0		2- 13										
1- 2	0- 0	0- 0		HOME		0- 0		0- 0		1- 2										
1- 4	0- 0	0- 0		AWAY		0- 0		0- 0		1- 4										
0- 7	0- 0	0- 0		NEUTRAL		0- 0		0- 0		0- 7										
<hr/>																				
1- 9	0- 0	0- 0		CONFERENCE		0- 0		0- 2		1- 7										
1- 4	0- 0	0- 0		HOME		0- 0		0- 1		1- 3										
0- 5	0- 0	0- 0		AWAY		0- 0		0- 1		0- 4										
0- 0	0- 0	0- 0		NEUTRAL		0- 0		0- 0		0- 0										
<hr/>																				
RPI S	Opponent	Score	RPI S	Opponent	Score	RPI S	Opponent	Score	RPI S	Opponent	Score									
									105 A	LIU Brooklyn	0	3								
									105 H	LIU Brooklyn	0	3								
									170 A	Lehigh	0	3								
									202 A	Central Conn. St.	0	3								
									223 N	Sacramento St.	0	3								
									239 A	Bucknell	2	3								
									239 N	Bucknell	0	3								
									241 H	Manhattan	0	3								
									242 A	Sacred Heart	1	3								
									242 H	Sacred Heart	2	3								
									261 A	Lafayette	0	3								
									261 N	Lafayette	0	3								
									278 N	Canisius	0	3								
									282 H	Rider	0	3								
									282 N	Rider	0	3								
									297 N	Wright St.	1	3								
									300 A	NJIT	3	1								
									300 H	NJIT	3	2								
									304 H	Robert Morris	0	3								
									305 H	Saint Francis (PA)	2	3								
									308 A	Bryant	1	3								
									LAST 10 GAMES											
									300 A	NJIT	3	1	242 H	Sacred Heart	2	3	319 A	St. Francis Brooklyn	1	3
									242 A	Sacred Heart	1	3	105 A	LIU Brooklyn	0	3	322 A	La Salle	0	3
									319 H	St. Francis Brooklyn	3	2	319 A	St. Francis Brooklyn	1	3	327 N	Saint Peter's	1	3
105 H	LIU Brooklyn	0	3	308 A	Bryant	1	3													
241 H	Manhattan	0	3	202 A	Central Conn. St.	0	3													

Non-Div. I Games:

Fairleigh Dickinson

Average RPI Win:		0	WON-LOST		WINNING		LAST 10		STRENGTH OF		OPP. STRENGTH		TEAM		ADJ		CONF.		ADJ CONF.		
Average RPI Loss:		243	RECORD		PCT. RANK		GAMES		SCHEDULE		OF SCHEDULE		RPI		RPI		RPI		RPI		
DIV. I ONLY			0- 22		0	329	0- 10		278		312		328		.24378	326	29		29		
DIV. I NON-CONF.			0- 11		0	318	0- 1		199		296		319		.31803	317	28		28		
TOTALS		RPI 1-25		RPI 26-50		W-L RECORDS		RPI 51-100		RPI 101-150		RPI 150+									
0- 22		0- 0		0- 0		OVERALL		0- 0		0- 3		0- 19									
0- 6		0- 0		0- 0		HOME		0- 0		0- 0		0- 6									
0- 11		0- 0		0- 0		AWAY		0- 0		0- 1		0- 10									
0- 5		0- 0		0- 0		NEUTRAL		0- 0		0- 2		0- 3									
0- 11		0- 0		0- 0		NON-CONFERENCE		0- 0		0- 3		0- 8									
0- 3		0- 0		0- 0		HOME		0- 0		0- 0		0- 3									
0- 4		0- 0		0- 0		AWAY		0- 0		0- 1		0- 3									
0- 4		0- 0		0- 0		NEUTRAL		0- 0		0- 2		0- 2									
0- 11		0- 0		0- 0		CONFERENCE		0- 0		0- 0		0- 11									
0- 3		0- 0		0- 0		HOME		0- 0		0- 0		0- 3									
0- 7		0- 0		0- 0		AWAY		0- 0		0- 0		0- 7									
0- 1		0- 0		0- 0		NEUTRAL		0- 0		0- 0		0- 1									
RPI	S	Opponent		Score		RPI	S	Opponent		Score		RPI	S	Opponent		Score					

Average RPI Win:	321	WON-LOST	WINNING	LAST 10	STRENGTH OF	OPP. STRENGTH	TEAM	ADJ	CONF.	ADJ CONF.	
Average RPI Loss:	248	RECORD	PCT. RANK	GAMES	SCHEDULE	OF SCHEDULE	RPI	RPI	RPI	RPI	
DIV. I ONLY		4- 25	.13793 311	1- 9	318	317	326	.24152 327	28	28	
DIV. I NON-CONF.		2- 12	.14286 296	0- 2	324	319	330	.27263 329	29	29	
<hr/>											
TOTALS	RPI 1-25	RPI 26-50		W-L RECORDS	RPI 51-100		RPI 101-150		RPI 150+		
4- 25	0- 0	0- 0		OVERALL	0- 0		0- 0		4- 25		
2- 9	0- 0	0- 0		HOME	0- 0		0- 0		2- 9		
1- 11	0- 0	0- 0		AWAY	0- 0		0- 0		1- 11		
1- 5	0- 0	0- 0		NEUTRAL	0- 0		0- 0		1- 5		
<hr/>											
2- 12	0- 0	0- 0		NON-CONFERENCE	0- 0		0- 0		2- 12		
1- 1	0- 0	0- 0		HOME	0- 0		0- 0		1- 1		
0- 6	0- 0	0- 0		AWAY	0- 0		0- 0		0- 6		
1- 5	0- 0	0- 0		NEUTRAL	0- 0		0- 0		1- 5		
<hr/>											
2- 13	0- 0	0- 0		CONFERENCE	0- 0		0- 0		2- 13		
1- 8	0- 0	0- 0		HOME	0- 0		0- 0		1- 8		
1- 5	0- 0	0- 0		AWAY	0- 0		0- 0		1- 5		
0- 0	0- 0	0- 0		NEUTRAL	0- 0		0- 0		0- 0		
<hr/>											
RPI S	Opponent	Score	RPI S	Opponent	Score	RPI S	Opponent	Score	RPI S	Opponent	Score
									153 A	Syracuse	0 3
									170 A	Lehigh	0 3
									170 A	Lehigh	0 3
									177 A	Fairfield	0 3
									177 H	Fairfield	0 3
									182 N	Rhode Island	0 3
									184 H	Marist	0 3
									227 H	Siena	0 3
									230 N	New Hampshire	0 3
									236 A	Iona	0 3
									236 H	Iona	0 3
									241 A	Manhattan	0 3
									241 H	Manhattan	0 3
									261 A	Lafayette	0 3
									278 A	Canisius	0 3
									278 H	Canisius	0 3
									282 H	Rider	1 3
									297 N	Wright St.	2 3
									300 A	NJIT	0 3
									300 H	NJIT	0 3
303 A	Providence	0 3									
			LAST 10 GAMES						316 A	Quinnipiac	1 3
									316 H	Quinnipiac	2 3
									317 N	Chicago St.	0 3
									319 H	St. Francis Brooklyn	3 1
									320 A	Niagara	3 2
									320 H	Niagara	3 2
									316 H	Quinnipiac	2 3
									303 A	Providence	0 3
									184 H	Marist	0 3
									227 H	Siena	0 3
									300 H	NJIT	0 3
									316 A	Quinnipiac	1 3
									316 H	Quinnipiac	2 3
									303 A	Providence	0 3
									184 H	Marist	0 3
									227 H	Siena	0 3
									300 H	NJIT	0 3
									316 A	Quinnipiac	1 3
									316 H	Quinnipiac	2 3
									303 A	Providence	0 3
									184 H	Marist	0 3
									227 H	Siena	0 3
									300 H	NJIT	0 3
									316 A	Quinnipiac	1 3
									316 H	Quinnipiac	2 3
									303 A	Providence	0 3
									184 H	Marist	0 3
									227 H	Siena	0 3
									300 H	NJIT	0 3
									316 A	Quinnipiac	1 3
									316 H	Quinnipiac	2 3
									303 A	Providence	0 3
									184 H	Marist	0 3
									227 H	Siena	0 3
									300 H	NJIT	0 3
									316 A	Quinnipiac	1 3
									316 H	Quinnipiac	2 3
									303 A	Providence	0 3
									184 H	Marist	0 3
									227 H	Siena	0 3
									300 H	NJIT	0 3
									316 A	Quinnipiac	1 3
									316 H	Quinnipiac	2 3
									303 A	Providence	0 3
									184 H	Marist	0 3
									227 H	Siena	0 3
									300 H	NJIT	0 3
									316 A	Quinnipiac	1 3
									316 H	Quinnipiac	2 3
									303 A	Providence	0 3
									184 H	Marist	0 3
									227 H	Siena	0 3
									300 H	NJIT	0 3
									316 A	Quinnipiac	1 3
									316 H	Quinnipiac	2 3
									303 A		

Non-Div. I Games:

Saint Peter's

RPI	S	Opponent	Score	
325	N	Fairleigh Dickinson	3	1
329	N	Delaware St.	1	3

Saint Peter's

S
a
i
n
t
P
e
t
e
r
'
s

S
a
i
n
t
P
e
t
e
r
'
s

Average RPI Win:	326	WON-LOST	WINNING	LAST 10	STRENGTH OF	OPP. STRENGTH	TEAM	ADJ	CONF.	ADJ CONF.		
Average RPI Loss:	247	RECORD	PCT. RANK	GAMES	SCHEDULE	OF SCHEDULE	RPI	RPI	RPI	RPI		
DIV. I ONLY		6- 23	.2069 298	2- 7	327	325	327	.23772 328	31	32		
DIV. I NON-CONF.		0- 15	0 318	0- 2	193	314	320	.29499 325	31	31		
<hr/>												
TOTALS	RPI 1-25	RPI 26-50		W-L RECORDS		RPI 51-100		RPI 101-150		RPI 150+		
6- 23	0- 0	0- 0		OVERALL		0- 0		0- 3		6- 20		
4- 5	0- 0	0- 0		HOME		0- 0		0- 0		4- 5		
1- 11	0- 0	0- 0		AWAY		0- 0		0- 1		1- 10		
1- 7	0- 0	0- 0		NEUTRAL		0- 0		0- 2		1- 5		
<hr/>												
0- 15	0- 0	0- 0		NON-CONFERENCE		0- 0		0- 3		0- 12		
0- 4	0- 0	0- 0		HOME		0- 0		0- 0		0- 4		
0- 5	0- 0	0- 0		AWAY		0- 0		0- 1		0- 4		
0- 6	0- 0	0- 0		NEUTRAL		0- 0		0- 2		0- 4		
<hr/>												
6- 8	0- 0	0- 0		CONFERENCE		0- 0		0- 0		6- 8		
4- 1	0- 0	0- 0		HOME		0- 0		0- 0		4- 1		
1- 6	0- 0	0- 0		AWAY		0- 0		0- 0		1- 6		
1- 1	0- 0	0- 0		NEUTRAL		0- 0		0- 0		1- 1		
<hr/>												
RPI S	Opponent	Score	RPI S	Opponent	Score	RPI S	Opponent	Score	RPI S	Opponent	Score	
						128 A Jacksonville					0	3
						128 N Jacksonville					1	3
						147 N UNC Wilmington					0	3
						165 H FGCU					0	3
						190 A Fla. Atlantic					0	3
						190 H Fla. Atlantic					0	3
						216 H Florida A&M					1	3
						244 A Howard					0	3
						246 N Charlotte					0	3
						248 H North Florida					0	3
						255 A Stetson					0	3
						255 A Stetson					0	3
						255 H Stetson					0	3
						259 A Winthrop					0	3
						271 N Southeastern La.					0	3
						279 A Norfolk St.					0	3
						301 N Citadel					0	3
						303 N Providence					0	3
						313 N UMES					0	3
						314 A N.C. A&T					1	3
						314 H N.C. A&T					3	0
						323 A N.C. Central					2	3
						314 A N.C. A&T					1	3
						323 H N.C. Central					3	0
						324 A South Carolina St.					2	3
						216 H Florida A&M					1	3
						324 H South Carolina St.					3	0
						128 A Jacksonville					0	3
						329 A Delaware St.					0	3
						331 A Savannah St.					3	0
						LAST 10 GAMES						
						323 H N.C. Central					3	0
						314 A N.C. A&T					1	3
						323 A N.C. Central					2	3
						324 H South Carolina St.					3	0
						331 H Savannah St.					3	0
						329 A Delaware St.					0	3
						323 H N.C. Central					3	0
						314 A N.C. A&T					1	3
						323 H N.C. Central					3	0

Non-Div. I Games:	Southeastern (FL)	0	3
-------------------	-------------------	---	---

Bethune-Cookman

RPI	S	Opponent	Score	
331	H	Savannah St.	3	0
331	N	Savannah St.	3	0

Bethune-Cookman

B
e
t
h
u
n
e
-
C
o
o
k
m
a
n

B
e
t
h
u
n
e
-
C
o
o
k
m
a
n

Average RPI Win: 328		WON-LOST RECORD		WINNING PCT. RANK		LAST 10 GAMES		STRENGTH OF SCHEDULE		OPP. STRENGTH OF SCHEDULE		TEAM RPI		ADJ RPI		CONF. RPI		ADJ CONF. RPI	
DIV. I ONLY		2- 20		.09091 320		1- 9		320		316		329		.23601 329		31		32	
DIV. I NON-CONF.		1- 10		.09091 305		0- 1		320		305		332		.27197 331		31		31	
TOTALS		RPI 1-25		RPI 26-50		W-L RECORDS		RPI 51-100		RPI 101-150		RPI 150+							
2- 20		0- 0		0- 0		OVERALL		0- 0		0- 0		2- 20							
1- 6		0- 0		0- 0		HOME		0- 0		0- 0		1- 6							
0- 10		0- 0		0- 0		AWAY		0- 0		0- 0		0- 10							
1- 4		0- 0		0- 0		NEUTRAL		0- 0		0- 0		1- 4							
1- 10		0- 0		0- 0		NON-CONFERENCE		0- 0		0- 0		1- 10							
0- 2		0- 0		0- 0		HOME		0- 0		0- 0		0- 2							
0- 4		0- 0		0- 0		AWAY		0- 0		0- 0		0- 4							
1- 4		0- 0		0- 0		NEUTRAL		0- 0		0- 0		1- 4							
1- 10		0- 0		0- 0		CONFERENCE		0- 0		0- 0		1- 10							
1- 4		0- 0		0- 0		HOME		0- 0		0- 0		1- 4							
0- 6		0- 0		0- 0		AWAY		0- 0		0- 0		0- 6							
0- 0		0- 0		0- 0		NEUTRAL		0- 0		0- 0		0- 0							
RPI	S	Opponent		Score	RPI	S	Opponent		Score	RPI	S	Opponent		Score	RPI	S	Opponent		Score
												153	A	Syracuse	0		3		
												163	A	Temple	0		3		
												194	A	Hampton	2		3		
												205	A	Hofstra	0		3		
												205	N	Hofstra	0		3		
												215	N	Brown	1		3		
												231	H	Towson	2		3		
												244	A	Howard	1		3		
												244	H	Howard	1		3		
												260	A	Morgan St.	0		3		
												260	H	Morgan St.	1		3		
												272	A	Coppin St.	0		3		
												272	H	Coppin St.	0		3		
												279	A	Norfolk St.	0		3		
												282	A	Rider	0		3		
												313	A	UMES	1		3		
												313	H	UMES	2		3		
												317	N	Chicago St.	0		3		
												319	N	St. Francis Brooklyn	0		3		
												320	H	Niagara	1		3		
												327	N	Saint Peter's	3		1		
												328	H	Bethune-Cookman	3		0		
					LAST 10 GAMES														

Non-Div. I Games:

Delaware St.

Average RPI Win:	328	WON-LOST RECORD	WINNING PCT. RANK	LAST 10 GAMES	STRENGTH OF SCHEDULE	OPP. STRENGTH OF SCHEDULE	TEAM RPI	ADJ RPI	CONF. RPI	ADJ CONF. RPI	
DIV. I ONLY		3- 22	.12 315	1- 8	330	323	330	.22062	330	33	33
DIV. I NON-CONF.		0- 10	0 318	0- 0	202	195	314	.33136	312	33	32
<hr/>											
TOTALS	RPI 1-25		RPI 26-50	W-L RECORDS		RPI 51-100			RPI 101-150		RPI 150+
3- 22	0- 0		0- 0	OVERALL		0- 1			0- 2		3- 19
1- 3	0- 0		0- 0	HOME		0- 0			0- 0		1- 3
1- 11	0- 0		0- 0	AWAY		0- 1			0- 1		1- 9
1- 8	0- 0		0- 0	NEUTRAL		0- 0			0- 1		1- 7
0- 10	0- 0		0- 0	NON-CONFERENCE		0- 1			0- 2		0- 7
0- 0	0- 0		0- 0	HOME		0- 0			0- 0		0- 0
0- 4	0- 0		0- 0	AWAY		0- 1			0- 1		0- 2
0- 6	0- 0		0- 0	NEUTRAL		0- 0			0- 1		0- 5
3- 12	0- 0		0- 0	CONFERENCE		0- 0			0- 0		3- 12
1- 3	0- 0		0- 0	HOME		0- 0			0- 0		1- 3
1- 7	0- 0		0- 0	AWAY		0- 0			0- 0		1- 7
1- 2	0- 0		0- 0	NEUTRAL		0- 0			0- 0		1- 2
RPI S	Opponent	Score	RPI S	Opponent	Score	RPI S	Opponent	Score	RPI S	Opponent	Score
						75 A	TCU	0 3	106 N	Ole Miss	0 3
									124 A	SMU	0 3
									151 A	Texas-Arlington	0 3
									172 N	Sam Houston St.	0 3
									186 N	Stephen F. Austin	0 3
									191 N	Houston	0 3
									207 N	Davidson	0 3
									240 A	Texas Southern	0 3
									240 H	Texas Southern	0 3
									277 A	Louisiana Tech	0 3
									277 N	Louisiana Tech	0 3
									289 N	Alabama St.	0 3
									310 A	Prairie View	0 3
									310 H	Prairie View	0 3
									310 N	Prairie View	0 3
									312 A	Jackson St.	0 3
									312 H	Jackson St.	0 3
									315 A	Southern U.	0 3
									315 A	Southern U.	0 3
									318 A	Mississippi Val.	1 3
									321 A	Ark.-Pine Bluff	1 3
									321 H	Ark.-Pine Bluff	3 0
									332 A	Alcorn	3 2
									332 N	Alcorn	3 0

Non-Div. I Games:

Wiley

1

3

Abilene Christian

0

3

Grambling

Average RPI Win:	0	WON-LOST	WINNING	LAST 10	STRENGTH OF	OPP. STRENGTH	TEAM	ADJ	CONF.	ADJ CONF.	
Average RPI Loss:	268	RECORD	PCT. RANK	GAMES	SCHEDULE	OF SCHEDULE	RPI	RPI	RPI	RPI	
DIV. I ONLY		0- 28	0 329	0- 10	321	331	331	.1717	331	31 32	
DIV. I NON-CONF.		0- 19	0 318	0- 4	272	330	329	.24449	332	31 31	
<hr/>											
TOTALS	RPI 1-25	RPI 26-50		W-L RECORDS		RPI 51-100		RPI 101-150		RPI 150+	
0- 28	0- 0	0- 0		OVERALL		0- 1		0- 1		0- 26	
0- 6	0- 0	0- 0		HOME		0- 0		0- 1		0- 5	
0- 14	0- 0	0- 0		AWAY		0- 0		0- 0		0- 14	
0- 8	0- 0	0- 0		NEUTRAL		0- 1		0- 0		0- 7	
<hr/>											
0- 19	0- 0	0- 0		NON-CONFERENCE		0- 1		0- 1		0- 17	
0- 3	0- 0	0- 0		HOME		0- 0		0- 1		0- 2	
0- 9	0- 0	0- 0		AWAY		0- 0		0- 0		0- 9	
0- 7	0- 0	0- 0		NEUTRAL		0- 1		0- 0		0- 6	
<hr/>											
0- 9	0- 0	0- 0		CONFERENCE		0- 0		0- 0		0- 9	
0- 3	0- 0	0- 0		HOME		0- 0		0- 0		0- 3	
0- 5	0- 0	0- 0		AWAY		0- 0		0- 0		0- 5	
0- 1	0- 0	0- 0		NEUTRAL		0- 0		0- 0		0- 1	
<hr/>											
RPI S	Opponent	Score	RPI S	Opponent	Score	RPI S	Opponent	Score	RPI S	Opponent	Score
						70 N	Tulane	0 3	128 H	Jacksonville	0 3
						192 A	Radford	0 3			
						192 A	Radford	0 3			
						216 A	Florida A&M	0 3			
						216 H	Florida A&M	0 3			
						221 A	East Carolina	0 3			
						237 N	Jacksonville St.	0 3			
						255 A	Stetson	0 3			
						255 A	Stetson	0 3			
						259 A	Winthrop	0 3			
						288 N	Fordham	0 3			
						289 A	Alabama St.	0 3			
						289 H	Alabama St.	0 3			
						298 N	Tennessee Tech	0 3			
						301 A	Citadel	0 3			
						301 H	Citadel	0 3			
						303 N	Providence	0 3			
						306 N	New Orleans	1 3			
						307 A	Charleston So.	0 3			
						314 A	N.C. A&T	0 3			
						321 N	Ark.-Pine Bluff	0 3			
						323 A	N.C. Central	0 3			
						324 A	South Carolina St.	0 3			
						324 H	South Carolina St.	0 3			
						328 A	Bethune-Cookman	0 3			
328 H	Bethune-Cookman	0 3									
328 N	Bethune-Cookman	0 3									
			LAST 10 GAMES			301 A	Citadel	0 3	324 A	South Carolina St.	0 3
						314 A	N.C. A&T	0 3	324 H	South Carolina St.	0 3
						323 A	N.C. Central	0 3	328 A	Bethune-Cookman	0 3
						221 A	East Carolina	0 3	328 H	Bethune-Cookman	0 3
						324 A	South Carolina St.	0 3	328 N	Bethune-Cookman	0 3

Non-Div. I Games:

Savannah St.

Average RPI Win: 0		WON-LOST	WINNING	LAST 10	STRENGTH OF		OPP. STRENGTH	TEAM	ADJ	CONF.	ADJ CONF.
Average RPI Loss: 288		RECORD	PCT. RANK	GAMES	SCHEDULE		OF SCHEDULE	RPI	RPI	RPI	RPI
DIV. I ONLY		0- 18	0 329	0- 8	332		332	332	.15885	332	33
DIV. I NON-CONF.		0- 7	0 318	0- 2	289		324	331	.27207	330	33
TOTALS		RPI 1-25	RPI 26-50	W-L RECORDS	RPI 51-100		RPI 101-150		RPI 150+		
0- 18	0- 0		0- 0	OVERALL	0- 0		0- 0		0- 18		
0- 6	0- 0		0- 0	HOME	0- 0		0- 0		0- 6		
0- 7	0- 0		0- 0	AWAY	0- 0		0- 0		0- 7		
0- 5	0- 0		0- 0	NEUTRAL	0- 0		0- 0		0- 5		
0- 7	0- 0		0- 0	NON-CONFERENCE	0- 0		0- 0		0- 7		
0- 2	0- 0		0- 0	HOME	0- 0		0- 0		0- 2		
0- 3	0- 0		0- 0	AWAY	0- 0		0- 0		0- 3		
0- 2	0- 0		0- 0	NEUTRAL	0- 0		0- 0		0- 2		
0- 11	0- 0		0- 0	CONFERENCE	0- 0		0- 0		0- 11		
0- 4	0- 0		0- 0	HOME	0- 0		0- 0		0- 4		
0- 4	0- 0		0- 0	AWAY	0- 0		0- 0		0- 4		
0- 3	0- 0		0- 0	NEUTRAL	0- 0		0- 0		0- 3		
RPI S	Opponent	Score	RPI S	Opponent	Score	RPI S	Opponent	Score	RPI S	Opponent	Score
							191 N Houston	0 3			
							214 A La.-Lafayette	0 3			
							214 H La.-Lafayette	0 3			
							274 A McNeese St.	0 3			
							274 H McNeese St.	0 3			
							284 H Alabama A&M	0 3			
							289 H Alabama St.	0 3			
							289 N Alabama St.	0 3			
							291 N Nicholls St.	0 3			
							306 A New Orleans	0 3			
							310 N Prairie View	0 3			
							312 A Jackson St.	1 3			
							315 A Southern U.	0 3			
							318 A Mississippi Val.	0 3			
							318 H Mississippi Val.	0 3			
							321 A Ark.-Pine Bluff	0 3			
							330 H Grambling	2 3			
							330 N Grambling	0 3			
LAST 10 GAMES											
							318 A Mississippi Val.	0 3			
							274 H McNeese St.	0 3			
							318 H Mississippi Val.	0 3			
							306 A New Orleans	0 3			
							330 N Grambling	0 3			
							310 N Prairie View	0 3			
							315 A Southern U.	0 3			
							289 N Alabama St.	0 3			
							312 A Jackson St.	1 3			
							284 H Alabama A&M	0 3			

Non-Div. I Games:

Dillard

0

3

Tougaloo

3

1

Dillard

1

3

Alcorn