

Average RPI Win:		63	WON-LOST RECORD		WINNING PCT. RANK	LAST 10 GAMES		STRENGTH OF SCHEDULE	OPP. STRENGTH OF SCHEDULE	TEAM RPI	ADJ RPI	CONF. RPI	ADJ CONF. RPI
Average RPI Loss:		14											
DIV. I ONLY			26- 2		.92857	4		4	4	2	.74476	2	2
DIV. I NON-CONF.			9- 1		.9	23		3	18	2	.73124	2	1
TOTALS		RPI 1-25	RPI 26-50		W-L RECORDS		RPI 51-100		RPI 101-150		RPI 150+		
26- 2		8- 1	9- 1		OVERALL		2- 0		3- 0		4- 0		
14- 1		3- 0	5- 1		HOME		1- 0		2- 0		3- 0		
9- 1		3- 1	3- 0		AWAY		1- 0		1- 0		1- 0		
3- 0		2- 0	1- 0		NEUTRAL		0- 0		0- 0		0- 0		
9- 1		2- 1	3- 0		NON-CONFERENCE		0- 0		0- 0		4- 0		
5- 0		0- 0	2- 0		HOME		0- 0		0- 0		3- 0		
1- 1		0- 1	0- 0		AWAY		0- 0		0- 0		1- 0		
3- 0		2- 0	1- 0		NEUTRAL		0- 0		0- 0		0- 0		
17- 1		6- 0	6- 1		CONFERENCE		2- 0		3- 0		0- 0		
9- 1		3- 0	3- 1		HOME		1- 0		2- 0		0- 0		
8- 0		3- 0	3- 0		AWAY		1- 0		1- 0		0- 0		
0- 0		0- 0	0- 0		NEUTRAL		0- 0		0- 0		0- 0		
RPI S	Opponent	Score	RPI S	Opponent	Score	RPI S	Opponent	Score	RPI S	Opponent	Score		
1 A	Texas	2 3	27 A	Michigan St.	3 0	57 A	Northwestern	3 0	117 H	Iowa	3 0		
4 N	Florida	3 0	27 H	Michigan St.	2 3	57 H	Northwestern	3 1	119 A	Indiana	3 0		
10 N	Marquette	3 0	28 A	Michigan	3 1				119 H	Indiana	3 0		
13 A	Minnesota	3 0	28 H	Michigan	3 1				164 A	FGCU	3 0		
13 H	Minnesota	3 2	29 A	Purdue	3 2				170 H	Syracuse	3 0		
14 A	Wisconsin	3 0	29 H	Purdue	3 0				184 H	Eastern Ky.	3 0		
14 H	Wisconsin	3 0	36 H	Louisville	3 0				237 H	Albany (NY)	3 0		
17 A	Illinois	3 2	43 H	Yale	3 0								
17 H	Illinois	3 1	45 N	Central Ark.	3 0								
			49 H	Ohio St.	3 0								
			LAST 10 GAMES										
			17 H	Illinois	3 1	29 H	Purdue	3 0					
			57 H	Northwestern	3 1	27 A	Michigan St.	3 0					
			13 A	Minnesota	3 0	28 A	Michigan	3 1					
			14 A	Wisconsin	3 0	117 H	Iowa	3 0					
			119 H	Indiana	3 0	49 H	Ohio St.	3 0					

Non-Div. I Games:

Penn St.

Average RPI Win:	82	WON-LOST RECORD	WINNING PCT. RANK	LAST 10 GAMES	STRENGTH OF SCHEDULE	OPP. STRENGTH OF SCHEDULE	TEAM RPI	ADJ RPI	CONF. RPI	ADJ CONF. RPI				
DIV. I ONLY		26- 3	.89655	9	8- 2	3	19	5	.72567	4	4	4		
DIV. I NON-CONF.		11- 1	.91667	13	0- 0	7	19	4	.72433	4	3	3		
<hr/>														
TOTALS	RPI 1-25	RPI 26-50		W-L RECORDS		RPI 51-100		RPI 101-150		RPI 150+				
26- 3	5- 3	9- 0		OVERALL		4- 0		3- 0		5- 0				
15- 1	3- 1	4- 0		HOME		3- 0		1- 0		4- 0				
9- 1	1- 1	5- 0		AWAY		0- 0		2- 0		1- 0				
2- 1	1- 1	0- 0		NEUTRAL		1- 0		0- 0		0- 0				
11- 1	4- 1	1- 0		NON-CONFERENCE		3- 0		0- 0		3- 0				
7- 0	2- 0	0- 0		HOME		2- 0		0- 0		3- 0				
2- 0	1- 0	1- 0		AWAY		0- 0		0- 0		0- 0				
2- 1	1- 1	0- 0		NEUTRAL		1- 0		0- 0		0- 0				
15- 2	1- 2	8- 0		CONFERENCE		1- 0		3- 0		2- 0				
8- 1	1- 1	4- 0		HOME		1- 0		1- 0		1- 0				
7- 1	0- 1	4- 0		AWAY		0- 0		2- 0		1- 0				
0- 0	0- 0	0- 0		NEUTRAL		0- 0		0- 0		0- 0				
RPI	S	Opponent	Score		RPI	S	Opponent	Score		RPI	S	Opponent	Score	
2	N	Penn St.	0	3	32	A	Texas A&M	3	2	63	H	Auburn	3	0
5	A	Missouri	1	3	32	H	Texas A&M	3	0	79	N	Milwaukee	3	0
5	H	Missouri	0	3	33	A	Alabama	3	0	87	H	LIU Brooklyn	3	1
7	N	Stanford	3	1	33	H	Alabama	3	0	93	H	Western Mich.	3	1
9	H	Kentucky	3	0	34	A	LSU	3	1					
10	A	Marquette	3	0	34	H	LSU	3	0					
18	H	Duke	3	0	37	A	Arkansas	3	1					
19	H	Florida St.	3	0	40	H	Georgia	3	0					
					47	A	UTSA	3	0					
LAST 10 GAMES														
					34	H	LSU	3	0	32	A	Texas A&M	3	2
					176	A	Tennessee	3	0	34	A	LSU	3	1
					33	H	Alabama	3	0	176	H	Tennessee	3	0
					5	H	Missouri	0	3	63	H	Auburn	3	0
					123	H	South Carolina	3	0	5	A	Missouri	1	3

Non-Div. I Games:

Florida

Average RPI Win:	74	WON-LOST RECORD	WINNING PCT. RANK	LAST 10 GAMES	STRENGTH OF SCHEDULE	OPP. STRENGTH OF SCHEDULE	TEAM RPI	ADJ RPI	CONF. RPI	ADJ CONF. RPI					
DIV. I ONLY		24- 5	.82759	18	7- 3	8	9	7	.69862	6	1	1			
DIV. I NON-CONF.		10- 1	.90909	21	0- 0	36	37	12	.67354	10	2	2			
<hr/>															
TOTALS	RPI 1-25	RPI 26-50		W-L RECORDS		RPI 51-100		RPI 101-150		RPI 150+					
24- 5	6- 4	7- 0		OVERALL		6- 1		2- 0		3- 0					
10- 1	3- 1	3- 0		HOME		2- 0		1- 0		1- 0					
9- 4	3- 3	4- 0		AWAY		1- 1		1- 0		0- 0					
5- 0	0- 0	0- 0		NEUTRAL		3- 0		0- 0		2- 0					
10- 1	1- 1	1- 0		NON-CONFERENCE		5- 0		0- 0		3- 0					
2- 0	0- 0	0- 0		HOME		1- 0		0- 0		1- 0					
3- 1	1- 1	1- 0		AWAY		1- 0		0- 0		0- 0					
5- 0	0- 0	0- 0		NEUTRAL		3- 0		0- 0		2- 0					
14- 4	5- 3	6- 0		CONFERENCE		1- 1		2- 0		0- 0					
8- 1	3- 1	3- 0		HOME		1- 0		1- 0		0- 0					
6- 3	2- 2	3- 0		AWAY		0- 1		1- 0		0- 0					
0- 0	0- 0	0- 0		NEUTRAL		0- 0		0- 0		0- 0					
RPI	S	Opponent	Score	RPI	S	Opponent	Score	RPI	S	Opponent	Score				
3	A	Washington	1 3	26	A	Utah	3 0	59	N	UC Santa Barbara	3 1	136	A	Oregon St.	3 0
3	H	Washington	1 3	29	A	Purdue	3 1	60	N	Western Ky.	3 0	136	H	Oregon St.	3 0
7	A	Stanford	3 2	30	A	California	3 1	65	A	Washington St.	2 3	195	H	Cal St. Fullerton	3 0
7	H	Stanford	3 0	30	H	California	3 2	65	H	Washington St.	3 0	232	N	Eastern Wash.	3 0
10	A	Marquette	3 0	42	H	UCLA	3 1	75	A	Northern Ill.	3 1	285	N	Alabama A&M	3 0
15	A	San Diego	1 3	48	A	Arizona St.	3 0	83	N	TCU	3 1				
24	A	Arizona	0 3	48	H	Arizona St.	3 0	89	H	UC Irvine	3 0				
24	H	Arizona	3 0												
25	A	Oregon	3 0												
25	H	Oregon	3 0												
				LAST 10 GAMES											
				48	H	Arizona St.	3 0	25	H	Oregon	3 0				
				24	H	Arizona	3 0	30	A	California	3 1				
				65	A	Washington St.	2 3	7	A	Stanford	3 2				
				3	A	Washington	1 3	3	H	Washington	1 3				
				136	H	Oregon St.	3 0	65	H	Washington St.	3 0				

Non-Div. I Games:

Southern California

Average RPI Win:	70	WON-LOST RECORD	WINNING PCT. RANK	LAST 10 GAMES	STRENGTH OF SCHEDULE	OPP. STRENGTH OF SCHEDULE	TEAM RPI	ADJ RPI	CONF. RPI	ADJ CONF. RPI				
DIV. I ONLY		22- 5	.81481	22	9- 1	5	2	6	.69652	7	1	1		
DIV. I NON-CONF.		7- 2	.77778	48	0- 0	18	10	18	.65813	19	2	2		
<hr/>														
TOTALS	RPI 1-25	RPI 26-50		W-L RECORDS		RPI 51-100		RPI 101-150		RPI 150+				
22- 5	3- 5	7- 0		OVERALL		6- 0		4- 0		2- 0				
11- 1	2- 1	3- 0		HOME		3- 0		2- 0		1- 0				
8- 3	1- 3	3- 0		AWAY		3- 0		1- 0		0- 0				
3- 1	0- 1	1- 0		NEUTRAL		0- 0		1- 0		1- 0				
<hr/>														
7- 2	0- 2	1- 0		NON-CONFERENCE		2- 0		2- 0		2- 0				
3- 0	0- 0	0- 0		HOME		1- 0		1- 0		1- 0				
1- 1	0- 1	0- 0		AWAY		1- 0		0- 0		0- 0				
3- 1	0- 1	1- 0		NEUTRAL		0- 0		1- 0		1- 0				
<hr/>														
15- 3	3- 3	6- 0		CONFERENCE		4- 0		2- 0		0- 0				
8- 1	2- 1	3- 0		HOME		2- 0		1- 0		0- 0				
7- 2	1- 2	3- 0		AWAY		2- 0		1- 0		0- 0				
0- 0	0- 0	0- 0		NEUTRAL		0- 0		0- 0		0- 0				
<hr/>														
RPI	S	Opponent	Score		RPI	S	Opponent	Score		RPI	S	Opponent	Score	
1	A	Texas	1	3	26	A	Utah	3	0	54	A	Colorado	3	0
3	A	Washington	2	3	26	H	Utah	3	0	54	H	Colorado	3	0
3	H	Washington	3	0	30	A	California	3	1	59	A	UC Santa Barbara	3	0
4	N	Florida	1	3	42	A	UCLA	3	0	61	H	St. Mary's (CA)	3	1
6	A	Southern California	0	3	42	H	UCLA	3	1	65	A	Washington St.	3	0
6	H	Southern California	2	3	43	N	Yale	3	0	65	H	Washington St.	3	0
25	A	Oregon	3	1	48	H	Arizona St.	3	0					
25	H	Oregon	3	0										
<hr/>														
LAST 10 GAMES														
65 H Washington St.					3	0	54 A Colorado					3	0	
3 H Washington					3	0	42 H UCLA					3	1	
136 A Oregon St.					3	0	6 H Southern California					2	3	
25 A Oregon					3	1	136 H Oregon St.					3	0	
26 A Utah					3	0	25 H Oregon					3	0	

Non-Div. I Games:

Stanford

Average RPI Win: 85		WON-LOST	WINNING	LAST 10	STRENGTH OF		OPP. STRENGTH	TEAM	ADJ	CONF.	ADJ CONF.
Average RPI Loss: 23		RECORD	PCT. RANK	GAMES	SCHEDULE		OF SCHEDULE	RPI	RPI	RPI	RPI
DIV. I ONLY		21- 7	.75 38	8- 2	6		21	10	.66889	9	4
DIV. I NON-CONF.		8- 3	.72727 65	0- 0	5		20	14	.6719	11	3
TOTALS		RPI 1-25	RPI 26-50	W-L RECORDS	RPI 51-100		RPI 101-150	RPI 150+			
21- 7		1- 5	6- 1	OVERALL	6- 1		6- 0	2- 0			
13- 2		1- 1	4- 0	HOME	3- 1		3- 0	2- 0			
8- 3		0- 2	2- 1	AWAY	3- 0		3- 0	0- 0			
0- 2		0- 2	0- 0	NEUTRAL	0- 0		0- 0	0- 0			
8- 3		1- 2	1- 0	NON-CONFERENCE	5- 1		0- 0	1- 0			
6- 1		1- 0	1- 0	HOME	3- 1		0- 0	1- 0			
2- 0		0- 0	0- 0	AWAY	2- 0		0- 0	0- 0			
0- 2		0- 2	0- 0	NEUTRAL	0- 0		0- 0	0- 0			
13- 4		0- 3	5- 1	CONFERENCE	1- 0		6- 0	1- 0			
7- 1		0- 1	3- 0	HOME	0- 0		3- 0	1- 0			
6- 3		0- 2	2- 1	AWAY	1- 0		3- 0	0- 0			
0- 0		0- 0	0- 0	NEUTRAL	0- 0		0- 0	0- 0			
RPI S	Opponent	Score	RPI S	Opponent	Score	RPI S	Opponent	Score	RPI S	Opponent	Score
4 A	Florida	0 3	32 H	Texas A&M	3 0	63 A	Auburn	3 0	115 A	Ole Miss	3 0
5 A	Missouri	0 3	33 A	Alabama	3 1	64 H	VCU	3 2	115 H	Ole Miss	3 0
5 H	Missouri	0 3	33 H	Alabama	3 1	70 A	Lipscomb	3 0	123 A	South Carolina	3 0
13 H	Minnesota	3 2	34 H	LSU	3 2	71 H	Pepperdine	0 3	123 H	South Carolina	3 0
17 N	Illinois	2 3	36 H	Louisville	3 2	77 H	East Tenn. St.	3 0	138 A	Mississippi St.	3 0
19 N	Florida St.	0 3	37 A	Arkansas	3 1	85 A	Long Beach St.	3 0	138 H	Mississippi St.	3 0
			40 A	Georgia	2 3	91 H	Morehead St.	3 0	176 H	Tennessee	3 0
									187 H	Liberty	3 0
LAST 10 GAMES											
5 H	Missouri	0 3	123 H	South Carolina	3 0						
32 H	Texas A&M	3 0	5 A	Missouri	0 3						
115 A	Ole Miss	3 0	37 A	Arkansas	3 1						
138 A	Mississippi St.	3 0	33 H	Alabama	3 1						
34 H	LSU	3 2	138 H	Mississippi St.	3 0						

Non-Div. I Games:

Kentucky

Average RPI Win:	95	WON-LOST	WINNING	LAST 10	STRENGTH OF	OPP. STRENGTH	TEAM	ADJ	CONF.	ADJ CONF.					
Average RPI Loss:	20	RECORD	PCT. RANK	GAMES	SCHEDULE	OF SCHEDULE	RPI	RPI	RPI	RPI					
DIV. I ONLY		22- 6	.78571	27	8- 2	24	16	13	.66381	12	3	3			
DIV. I NON-CONF.		10- 3	.76923	52	0- 0	40	13	26	.64558	25	4	4			
<hr/>															
TOTALS	RPI 1-25	RPI 26-50		W-L RECORDS		RPI 51-100		RPI 101-150		RPI 150+					
22- 6	4- 4	2- 2		OVERALL		11- 0		1- 0		4- 0					
9- 3	1- 2	1- 1		HOME		5- 0		0- 0		2- 0					
10- 2	3- 2	1- 0		AWAY		4- 0		1- 0		1- 0					
3- 1	0- 0	0- 1		NEUTRAL		2- 0		0- 0		1- 0					
<hr/>															
10- 3	2- 1	2- 2		NON-CONFERENCE		3- 0		1- 0		2- 0					
3- 1	0- 0	1- 1		HOME		1- 0		0- 0		1- 0					
4- 1	2- 1	1- 0		AWAY		0- 0		1- 0		0- 0					
3- 1	0- 0	0- 1		NEUTRAL		2- 0		0- 0		1- 0					
<hr/>															
12- 3	2- 3	0- 0		CONFERENCE		8- 0		0- 0		2- 0					
6- 2	1- 2	0- 0		HOME		4- 0		0- 0		1- 0					
6- 1	1- 1	0- 0		AWAY		4- 0		0- 0		1- 0					
0- 0	0- 0	0- 0		NEUTRAL		0- 0		0- 0		0- 0					
<hr/>															
RPI S	Opponent	Score		RPI S	Opponent	Score		RPI S	Opponent	Score					
1 A	Texas	1	3	37 A	Arkansas	3	2	58 A	Kansas St.	3	0				
1 H	Texas	1	3	37 H	Arkansas	2	3	58 H	Kansas St.	3	1				
14 A	Wisconsin	3	2	40 H	Georgia	3	0	74 A	West Virginia	3	1				
16 A	Creighton	1	3	45 N	Central Ark.	1	3	74 H	West Virginia	3	0				
22 A	Iowa St.	3	1					79 N	Milwaukee	3	0				
22 H	Iowa St.	2	3					81 N	Bowling Green	3	2				
23 H	Oklahoma	3	0					83 A	TCU	3	1				
24 A	Arizona	3	1					83 H	TCU	3	0				
								90 A	Baylor	3	1				
								90 H	Baylor	3	0				
								99 H	Notre Dame	3	1				
<hr/>															
LAST 10 GAMES															
213 H Texas Tech				3		0		83 A TCU				3		1	
22 A Iowa St.				3		1		90 H Baylor				3		0	
58 H Kansas St.				3		1		22 H Iowa St.				2		3	
1 A Texas				1		3		74 A West Virginia				3		1	
74 H West Virginia				3		0		213 A Texas Tech				3		0	

Non-Div. I Games:

Kansas

Average RPI Win:	109	WON-LOST RECORD	WINNING PCT. RANK	LAST 10 GAMES	STRENGTH OF SCHEDULE	OPP. STRENGTH OF SCHEDULE	TEAM RPI	ADJ RPI	CONF. RPI	ADJ CONF. RPI					
DIV. I ONLY		25- 6	.80645	25	7- 3	20	35	12	.66329	13	2	2			
DIV. I NON-CONF.		12- 1	.92308	10	0- 0	51	140	19	.65377	20	1	1			
<hr/>															
TOTALS	RPI 1-25	RPI 26-50		W-L RECORDS		RPI 51-100		RPI 101-150		RPI 150+					
25- 6	1- 6	9- 0		OVERALL		2- 0		6- 0		7- 0					
10- 2	1- 2	4- 0		HOME		2- 0		2- 0		1- 0					
9- 4	0- 4	4- 0		AWAY		0- 0		4- 0		1- 0					
6- 0	0- 0	1- 0		NEUTRAL		0- 0		0- 0		5- 0					
12- 1	1- 1	1- 0		NON-CONFERENCE		1- 0		2- 0		7- 0					
3- 0	1- 0	0- 0		HOME		1- 0		0- 0		1- 0					
3- 1	0- 1	0- 0		AWAY		0- 0		2- 0		1- 0					
6- 0	0- 0	1- 0		NEUTRAL		0- 0		0- 0		5- 0					
13- 5	0- 5	8- 0		CONFERENCE		1- 0		4- 0		0- 0					
7- 2	0- 2	4- 0		HOME		1- 0		2- 0		0- 0					
6- 3	0- 3	4- 0		AWAY		0- 0		2- 0		0- 0					
0- 0	0- 0	0- 0		NEUTRAL		0- 0		0- 0		0- 0					
RPI	S	Opponent	Score	RPI	S	Opponent	Score	RPI	S	Opponent	Score				
2	A	Penn St.	2 3	27	A	Michigan St.	3 1	57	H	Northwestern	3 1	107	A	Samford	3 0
2	H	Penn St.	0 3	27	H	Michigan St.	3 2	66	H	Ball St.	3 0	117	A	Iowa	3 2
8	A	Nebraska	0 3	28	A	Michigan	3 0					117	H	Iowa	3 0
8	H	Nebraska	2 3	28	H	Michigan	3 1					119	A	Indiana	3 0
9	A	Kentucky	2 3	29	A	Purdue	3 2					119	H	Indiana	3 0
14	A	Wisconsin	1 3	29	H	Purdue	3 0					120	A	UAB	3 0
18	H	Duke	3 0	36	N	Louisville	3 0					186	N	Rhode Island	3 0
				49	A	Ohio St.	3 0					203	N	UConn	3 1
				49	H	Ohio St.	3 0					205	N	New Hampshire	3 0
												239	A	Dartmouth	3 0
												242	H	Western Ill.	3 0
												244	N	Jacksonville St.	3 0
												260	N	Georgia St.	3 0
<hr/>															
LAST 10 GAMES															
				27	A	Michigan St.	3 1	117	H	Iowa	3 0				
				28	A	Michigan	3 0	119	A	Indiana	3 0				
				2	H	Penn St.	0 3	29	A	Purdue	3 2				
				49	H	Ohio St.	3 0	57	H	Northwestern	3 1				
				8	H	Nebraska	2 3	14	A	Wisconsin	1 3				

Non-Div. I Games:

Minnesota

Average RPI Win:	83	WON-LOST RECORD	WINNING PCT. RANK	LAST 10 GAMES	STRENGTH OF SCHEDULE	OPP. STRENGTH OF SCHEDULE	TEAM RPI	ADJ RPI	CONF. RPI	ADJ CONF. RPI					
DIV. I ONLY		22- 8	.73333	48	6- 4	15	11	14	.66223	14	2	2			
DIV. I NON-CONF.		11- 1	.91667	13	0- 0	26	35	6	.68609	6	1	1			
<hr/>															
TOTALS	RPI 1-25	RPI 26-50		W-L RECORDS		RPI 51-100		RPI 101-150		RPI 150+					
22- 8	1- 6	8- 2		OVERALL		6- 0		4- 0		3- 0					
8- 5	1- 4	3- 1		HOME		2- 0		2- 0		0- 0					
8- 3	0- 2	3- 1		AWAY		2- 0		2- 0		1- 0					
6- 0	0- 0	2- 0		NEUTRAL		2- 0		0- 0		2- 0					
<hr/>															
11- 1	0- 1	2- 0		NON-CONFERENCE		6- 0		0- 0		3- 0					
2- 1	0- 1	0- 0		HOME		2- 0		0- 0		0- 0					
3- 0	0- 0	0- 0		AWAY		2- 0		0- 0		1- 0					
6- 0	0- 0	2- 0		NEUTRAL		2- 0		0- 0		2- 0					
<hr/>															
11- 7	1- 5	6- 2		CONFERENCE		0- 0		4- 0		0- 0					
6- 4	1- 3	3- 1		HOME		0- 0		2- 0		0- 0					
5- 3	0- 2	3- 1		AWAY		0- 0		2- 0		0- 0					
0- 0	0- 0	0- 0		NEUTRAL		0- 0		0- 0		0- 0					
<hr/>															
RPI	S	Opponent	Score	RPI	S	Opponent	Score	RPI	S	Opponent	Score	RPI	S	Opponent	Score
2	A	Penn St.	0 3	27	A	Michigan St.	3 1	52	A	North Carolina St.	3 1	117	A	Iowa	3 1
2	H	Penn St.	0 3	27	H	Michigan St.	3 1	55	N	UNI	3 2	117	H	Iowa	3 0
8	A	Nebraska	2 3	28	A	Michigan	3 2	64	N	VCU	3 2	119	A	Indiana	3 1
8	H	Nebraska	1 3	28	H	Michigan	0 3	71	A	Pepperdine	3 1	119	H	Indiana	3 1
12	H	Kansas	2 3	29	A	Purdue	2 3	79	H	Milwaukee	3 1	209	N	Delaware	3 0
13	H	Minnesota	3 1	29	H	Purdue	3 0	81	H	Bowling Green	3 0	219	A	North Dakota St.	3 1
17	H	Illinois	1 3	36	N	Louisville	3 0					223	N	Iona	3 0
				49	A	Ohio St.	3 2								
				49	H	Ohio St.	3 1								
				50	N	Colgate	3 0								
<hr/>															
LAST 10 GAMES															
				28	A	Michigan	3 2	8	H	Nebraska	1 3				
				27	A	Michigan St.	3 1	29	A	Purdue	2 3				
				49	H	Ohio St.	3 1	119	A	Indiana	3 1				
				2	H	Penn St.	0 3	17	H	Illinois	1 3				
				117	H	Iowa	3 0	13	H	Minnesota	3 1				

Non-Div. I Games:

Wisconsin

Average RPI Win:	99	WON-LOST RECORD	WINNING PCT. RANK	LAST 10 GAMES	STRENGTH OF SCHEDULE	OPP. STRENGTH OF SCHEDULE	TEAM RPI	ADJ RPI	CONF. RPI	ADJ CONF. RPI		
DIV. I ONLY		21- 7	.75	38	7- 3	16	46	18	.65343	16	5	5
DIV. I NON-CONF.		9- 3	.75	57	0- 0	11	31	15	.66931	14	7	7
<hr/>												
TOTALS	RPI 1-25	RPI 26-50		W-L RECORDS		RPI 51-100		RPI 101-150		RPI 150+		
21- 7	2- 2	4- 3		OVERALL		4- 1		6- 1		5- 0		
10- 2	2- 0	1- 1		HOME		2- 0		2- 1		3- 0		
8- 3	0- 1	1- 1		AWAY		2- 1		3- 0		2- 0		
3- 2	0- 1	2- 1		NEUTRAL		0- 0		1- 0		0- 0		
9- 3	1- 1	3- 2		NON-CONFERENCE		1- 0		3- 0		1- 0		
3- 1	1- 0	0- 1		HOME		0- 0		1- 0		1- 0		
3- 0	0- 0	1- 0		AWAY		1- 0		1- 0		0- 0		
3- 2	0- 1	2- 1		NEUTRAL		0- 0		1- 0		0- 0		
12- 4	1- 1	1- 1		CONFERENCE		3- 1		3- 1		4- 0		
7- 1	1- 0	1- 0		HOME		2- 0		1- 1		2- 0		
5- 3	0- 1	0- 1		AWAY		1- 1		2- 0		2- 0		
0- 0	0- 0	0- 0		NEUTRAL		0- 0		0- 0		0- 0		
RPI S	Opponent	Score	RPI S	Opponent	Score	RPI S	Opponent	Score	RPI S	Opponent	Score	
10 A	Marquette	0 3	30 H	California	0 3	53 A	Xavier	3 1	128 A	St. John's (NY)	3 1	
10 H	Marquette	3 0	31 N	BYU	3 1	53 H	Xavier	3 2	128 H	St. John's (NY)	2 3	
11 N	Hawaii	2 3	38 N	Cal St. Northridge	3 0	78 A	Seton Hall	1 3	131 N	South Dakota	3 0	
12 H	Kansas	3 1	41 A	Butler	1 3	78 H	Seton Hall	3 0	134 H	South Fla.	3 0	
			41 H	Butler	3 1	81 A	Bowling Green	3 0	137 A	Villanova	3 0	
			42 N	UCLA	1 3				137 H	Villanova	3 0	
			46 A	Wichita St.	3 2				140 A	Denver	3 2	
									158 A	DePaul	3 1	
									158 H	DePaul	3 1	
									169 A	Georgetown	3 1	
									169 H	Georgetown	3 0	
									183 H	Northern Colo.	3 0	
LAST 10 GAMES												
			137 H	Villanova	3 0		137 A	Villanova	3 0			
			169 H	Georgetown	3 0		78 H	Seton Hall	3 0			
			78 A	Seton Hall	1 3		128 H	St. John's (NY)	2 3			
			128 A	St. John's (NY)	3 1		158 A	DePaul	3 1			
			169 A	Georgetown	3 1		10 A	Marquette	0 3			

Non-Div. I Games:

Creighton

Average RPI Win: 53		WON-LOST RECORD		WINNING PCT. RANK		LAST 10 GAMES		STRENGTH OF SCHEDULE		OPP. STRENGTH OF SCHEDULE		TEAM RPI		ADJ RPI		CONF. RPI		ADJ CONF. RPI				
DIV. I ONLY		15- 13		.53571 146		7- 3		1		1		23		.65095 17		2		2				
DIV. I NON-CONF.		4- 6		.4 220		0- 0		1		2		21		.65932 17		1		1				
TOTALS		RPI 1-25		RPI 26-50		W-L RECORDS		RPI 51-100		RPI 101-150		RPI 150+										
15- 13		4- 9		7- 2		OVERALL		0- 2		4- 0		0- 0										
7- 4		0- 4		5- 0		HOME		0- 0		2- 0		0- 0										
6- 8		2- 4		2- 2		AWAY		0- 2		2- 0		0- 0										
2- 1		2- 1		0- 0		NEUTRAL		0- 0		0- 0		0- 0										
4- 6		3- 5		1- 0		NON-CONFERENCE		0- 1		0- 0		0- 0										
1- 2		0- 2		1- 0		HOME		0- 0		0- 0		0- 0										
1- 3		1- 2		0- 0		AWAY		0- 1		0- 0		0- 0										
2- 1		2- 1		0- 0		NEUTRAL		0- 0		0- 0		0- 0										
11- 7		1- 4		6- 2		CONFERENCE		0- 1		4- 0		0- 0										
6- 2		0- 2		4- 0		HOME		0- 0		2- 0		0- 0										
5- 5		1- 2		2- 2		AWAY		0- 1		2- 0		0- 0										
0- 0		0- 0		0- 0		NEUTRAL		0- 0		0- 0		0- 0										
RPI	S	Opponent		Score		RPI	S	Opponent		Score		RPI	S	Opponent		Score						
1	H	Texas		2	3	27	A	Michigan St.		0	3	57	A	Northwestern		2	3	117	A	Iowa	3	0
2	A	Penn St.		1	3	27	H	Michigan St.		3	1	85	A	Long Beach St.		1	3	117	H	Iowa	3	0
2	H	Penn St.		2	3	28	A	Michigan		3	2							119	A	Indiana	3	0
3	H	Washington		1	3	28	H	Michigan		3	2							119	H	Indiana	3	0
8	A	Nebraska		0	3	29	A	Purdue		1	3											
8	H	Nebraska		0	3	29	H	Purdue		3	0											
9	N	Kentucky		3	2	48	H	Arizona St.		3	2											
14	A	Wisconsin		3	1	49	A	Ohio St.		3	1											
15	N	San Diego		1	3	49	H	Ohio St.		3	1											
18	A	Duke		1	3																	
19	N	Florida St.		3	0																	
21	A	North Carolina		0	3																	
22	A	Iowa St.		3	0																	
LAST 10 GAMES																						
						2	A	Penn St.		1	3	28	H	Michigan		3	2					
						49	A	Ohio St.		3	1	117	A	Iowa		3	0					
						29	H	Purdue		3	0	8	A	Nebraska		0	3					
						119	H	Indiana		3	0	14	A	Wisconsin		3	1					
						27	H	Michigan St.		3	1	57	A	Northwestern		2	3					

Non-Div. I Games:

Illinois

Duke		Average RPI Win:	113	WON-LOST RECORD	WINNING PCT. RANK	LAST 10 GAMES	STRENGTH OF SCHEDULE	OPP. STRENGTH OF SCHEDULE	TEAM RPI	ADJ RPI	CONF. RPI	ADJ CONF. RPI
DIV. I ONLY			25- 4		.86207 14	9- 1	54	42	17	.64869 18	6	6
DIV. I NON-CONF.			9- 2		.81818 38	0- 0	81	21	32	.62495 32	6	6
TOTALS		RPI 1-25	RPI 26-50		W-L RECORDS		RPI 51-100		RPI 101-150		RPI 150+	
25- 4		3- 3	0- 0		OVERALL		9- 1		6- 0		7- 0	
13- 0		2- 0	0- 0		HOME		4- 0		3- 0		4- 0	
8- 4		1- 3	0- 0		AWAY		3- 1		3- 0		1- 0	
4- 0		0- 0	0- 0		NEUTRAL		2- 0		0- 0		2- 0	
9- 2		1- 2	0- 0		NON-CONFERENCE		3- 0		2- 0		3- 0	
5- 0		1- 0	0- 0		HOME		1- 0		2- 0		1- 0	
0- 2		0- 2	0- 0		AWAY		0- 0		0- 0		0- 0	
4- 0		0- 0	0- 0		NEUTRAL		2- 0		0- 0		2- 0	
16- 2		2- 1	0- 0		CONFERENCE		6- 1		4- 0		4- 0	
8- 0		1- 0	0- 0		HOME		3- 0		1- 0		3- 0	
8- 2		1- 1	0- 0		AWAY		3- 1		3- 0		1- 0	
0- 0		0- 0	0- 0		NEUTRAL		0- 0		0- 0		0- 0	
RPI S	Opponent	Score	RPI S	Opponent	Score	RPI S	Opponent	Score	RPI S	Opponent	Score	
4 A	Florida	0 3				51 A	Miami (FL)	3 0	108 A	Wake Forest	3 0	
13 A	Minnesota	0 3				51 H	Miami (FL)	3 0	108 H	Wake Forest	3 0	
17 H	Illinois	3 1				52 A	North Carolina St.	1 3	113 A	Clemson	3 1	
19 A	Florida St.	0 3				62 H	Virginia Tech	3 0	119 H	Indiana	3 0	
19 H	Florida St.	3 2				66 N	Ball St.	3 0	121 A	Maryland	3 0	
21 A	North Carolina	3 0				67 H	Virginia	3 0	123 H	South Carolina	3 1	
						76 H	Utah St.	3 0	160 A	Georgia Tech	3 0	
						87 N	LIU Brooklyn	3 0	160 H	Georgia Tech	3 1	
						88 A	Pittsburgh	3 1	170 H	Syracuse	3 1	
						99 A	Notre Dame	3 1	187 H	Liberty	3 0	
									225 H	Boston College	3 1	
									242 N	Western Ill.	3 0	
									297 N	New Orleans	3 0	
			LAST 10 GAMES									
			19 A	Florida St.	0 3	121 A	Maryland	3 0				
			51 A	Miami (FL)	3 0	225 H	Boston College	3 1				
			160 H	Georgia Tech	3 1	170 H	Syracuse	3 1				
			108 A	Wake Forest	3 0	51 H	Miami (FL)	3 0				
			88 A	Pittsburgh	3 1	19 H	Florida St.	3 2				

Non-Div. I Games:

Duke

Average RPI Win:	91	WON-LOST RECORD	WINNING PCT. RANK	LAST 10 GAMES	STRENGTH OF SCHEDULE	OPP. STRENGTH OF SCHEDULE	TEAM RPI	ADJ RPI	CONF. RPI	ADJ CONF. RPI		
DIV. I ONLY		22- 7	.75862	35	8- 2	26	29	19	.64748	19	6	6
DIV. I NON-CONF.		7- 4	.63636	104	0- 0	16	5	30	.63247	30	6	6
<hr/>												
TOTALS	RPI 1-25	RPI 26-50		W-L RECORDS		RPI 51-100		RPI 101-150		RPI 150+		
22- 7	3- 3	1- 2		OVERALL		10- 1		4- 0		4- 1		
10- 1	2- 0	0- 1		HOME		5- 0		2- 0		1- 0		
9- 5	0- 2	0- 1		AWAY		5- 1		2- 0		2- 1		
3- 1	1- 1	1- 0		NEUTRAL		0- 0		0- 0		1- 0		
<hr/>												
7- 4	1- 2	1- 2		NON-CONFERENCE		3- 0		0- 0		2- 0		
2- 1	0- 0	0- 1		HOME		1- 0		0- 0		1- 0		
2- 2	0- 1	0- 1		AWAY		2- 0		0- 0		0- 0		
3- 1	1- 1	1- 0		NEUTRAL		0- 0		0- 0		1- 0		
<hr/>												
15- 3	2- 1	0- 0		CONFERENCE		7- 1		4- 0		2- 1		
8- 0	2- 0	0- 0		HOME		4- 0		2- 0		0- 0		
7- 3	0- 1	0- 0		AWAY		3- 1		2- 0		2- 1		
0- 0	0- 0	0- 0		NEUTRAL		0- 0		0- 0		0- 0		
<hr/>												
RPI S	Opponent	Score		RPI S	Opponent	Score		RPI S	Opponent	Score		
4 A	Florida	0	3	28 N	Michigan	3	2	51 A	Miami (FL)	3	1	
9 N	Kentucky	3	0	32 A	Texas A&M	0	3	51 H	Miami (FL)	3	1	
17 N	Illinois	0	3	49 H	Ohio St.	1	3	52 H	North Carolina St.	3	0	
18 A	Duke	2	3					60 H	Western Ky.	3	1	
18 H	Duke	3	0					62 A	Virginia Tech	1	3	
21 H	North Carolina	3	2					63 A	Auburn	3	2	
								67 A	Virginia	3	1	
								85 A	Long Beach St.	3	2	
								88 H	Pittsburgh	3	0	
								99 A	Notre Dame	3	0	
								99 H	Notre Dame	3	0	
				LAST 10 GAMES								
				18 H	Duke	3	0	67 A	Virginia	3	1	
				108 H	Wake Forest	3	0	52 H	North Carolina St.	3	0	
				99 H	Notre Dame	3	0	21 H	North Carolina	3	2	
				51 A	Miami (FL)	3	1	108 A	Wake Forest	3	1	
				62 A	Virginia Tech	1	3	18 A	Duke	2	3	

Non-Div. I Games:

Florida St.

Average RPI Win: 134		WON-LOST	WINNING	LAST 10	STRENGTH OF		OPP. STRENGTH	TEAM	ADJ	CONF.	ADJ CONF.
Average RPI Loss: 0		RECORD	PCT. RANK	GAMES	SCHEDULE		OF SCHEDULE	RPI	RPI	RPI	RPI
DIV. I ONLY		27-0	1	1	10-0		130	77	15	.64599	20
DIV. I NON-CONF.		9-0	1	1	0-0		70	22	7	.67793	8
TOTALS		RPI 1-25	RPI 26-50		W-L RECORDS		RPI 51-100		RPI 101-150		RPI 150+
27-0	0-0		1-0		OVERALL		11-0		7-0		8-0
13-0	0-0		1-0		HOME		5-0		2-0		5-0
12-0	0-0		0-0		AWAY		4-0		5-0		3-0
2-0	0-0		0-0		NEUTRAL		2-0		0-0		0-0
9-0	0-0		1-0		NON-CONFERENCE		5-0		1-0		2-0
5-0	0-0		1-0		HOME		2-0		0-0		2-0
2-0	0-0		0-0		AWAY		1-0		1-0		0-0
2-0	0-0		0-0		NEUTRAL		2-0		0-0		0-0
18-0	0-0		0-0		CONFERENCE		6-0		6-0		6-0
8-0	0-0		0-0		HOME		3-0		2-0		3-0
10-0	0-0		0-0		AWAY		3-0		4-0		3-0
0-0	0-0		0-0		NEUTRAL		0-0		0-0		0-0
RPI S	Opponent	Score	RPI S	Opponent	Score	RPI S	Opponent	Score	RPI S	Opponent	Score
			32 H	Texas A&M	3 0	59 N	UC Santa Barbara	3 1	105 A	San Diego St.	3 1
						67 N	Virginia	3 1	133 A	UNLV	3 2
						69 H	Missouri St.	3 0	140 A	Denver	3 1
						71 A	Pepperdine	3 1	146 A	Boise St.	3 0
						72 A	New Mexico	3 2	146 H	Boise St.	3 0
						72 H	New Mexico	3 1	147 A	Wyoming	3 1
						76 A	Utah St.	3 2	147 H	Wyoming	3 0
						76 H	Utah St.	3 1	162 H	Cal Poly	3 0
						82 A	Fresno St.	3 0	183 H	Northern Colo.	3 0
						82 H	Fresno St.	3 0	224 A	Air Force	3 0
						90 H	Baylor	3 0	224 H	Air Force	3 0
									230 A	San Jose St.	3 0
									230 H	San Jose St.	3 0
									271 A	Nevada	3 1
									271 H	Nevada	3 0
			LAST 10 GAMES								
			82 A	Fresno St.	3 0	147 A	Wyoming	3 1			
			230 A	San Jose St.	3 0	76 A	Utah St.	3 2			
			224 H	Air Force	3 0	146 A	Boise St.	3 0			
			72 H	New Mexico	3 1	230 H	San Jose St.	3 0			
			271 H	Nevada	3 0	82 H	Fresno St.	3 0			

Non-Div. I Games:

Colorado St.

Average RPI Win:	114	WON-LOST RECORD	WINNING PCT. RANK	LAST 10 GAMES	STRENGTH OF SCHEDULE	OPP. STRENGTH OF SCHEDULE	TEAM RPI	ADJ RPI	CONF. RPI	ADJ CONF. RPI				
Average RPI Loss:	29	26- 3	.89655	9	8- 2	96	40	20	.6425	21	6	6		
DIV. I ONLY		10- 0	1	1	0- 0	183	27	27	.63482	29	6	6		
DIV. I NON-CONF.														
<hr/>														
TOTALS	RPI 1-25	RPI 26-50		W-L RECORDS		RPI 51-100		RPI 101-150		RPI 150+				
26- 3	1- 2	1- 0		OVERALL		10- 1		7- 0		7- 0				
14- 1	1- 1	0- 0		HOME		5- 0		4- 0		4- 0				
8- 2	0- 1	1- 0		AWAY		4- 1		1- 0		2- 0				
4- 0	0- 0	0- 0		NEUTRAL		1- 0		2- 0		1- 0				
<hr/>														
10- 0	1- 0	1- 0		NON-CONFERENCE		1- 0		3- 0		4- 0				
5- 0	1- 0	0- 0		HOME		0- 0		1- 0		3- 0				
2- 0	0- 0	1- 0		AWAY		1- 0		0- 0		0- 0				
3- 0	0- 0	0- 0		NEUTRAL		0- 0		2- 0		1- 0				
<hr/>														
16- 3	0- 2	0- 0		CONFERENCE		9- 1		4- 0		3- 0				
9- 1	0- 1	0- 0		HOME		5- 0		3- 0		1- 0				
6- 2	0- 1	0- 0		AWAY		3- 1		1- 0		2- 0				
1- 0	0- 0	0- 0		NEUTRAL		1- 0		0- 0		0- 0				
<hr/>														
RPI S	Opponent	Score	RPI S	Opponent	Score	RPI S	Opponent	Score	RPI S	Opponent	Score			
17 H	Illinois	3 0	35 A	Ohio	3 2	51 A	Miami (FL)	2 3	108 H	Wake Forest	3 0			
18 H	Duke	0 3				52 A	North Carolina St.	3 0	112 N	Dayton	3 0			
19 A	Florida St.	2 3				52 H	North Carolina St.	3 0	113 H	Clemson	3 1			
						62 A	Virginia Tech	3 2	118 N	San Francisco	3 1			
						62 H	Virginia Tech	3 0	119 H	Indiana	3 1			
						67 A	Virginia	3 0	121 A	Maryland	3 2			
						67 H	Virginia	3 1	121 H	Maryland	3 2			
						86 A	Middle Tenn.	3 0	155 H	James Madison	3 0			
						88 H	Pittsburgh	3 1	157 H	George Washington	3 0			
						99 H	Notre Dame	3 0	160 H	Georgia Tech	3 0			
						99 N	Notre Dame	3 0	170 A	Syracuse	3 0			
									225 A	Boston College	3 0			
									237 H	Albany (NY)	3 0			
									263 N	Cincinnati	3 0			
<hr/>														
LAST 10 GAMES														
121 A Maryland						3	2	113 H Clemson					3	1
52 A North Carolina St.						3	0	51 A Miami (FL)					2	3
67 H Virginia						3	1	19 A Florida St.					2	3
62 H Virginia Tech						3	0	88 H Pittsburgh					3	1
160 H Georgia Tech						3	0	121 H Maryland					3	2

Non-Div. I Games:

North Carolina

Average RPI Win:		102	WON-LOST RECORD		WINNING PCT. RANK		LAST 10 GAMES		STRENGTH OF SCHEDULE		OPP. STRENGTH OF SCHEDULE		TEAM RPI	ADJ RPI	CONF. RPI	ADJ CONF. RPI			
DIV. I ONLY			18- 7		.72 49		8- 2		22		24		22	.63953	22	3	3		
DIV. I NON-CONF.			7- 4		.63636 104		1- 0		32		26		47	.60782	44	4	4		
TOTALS		RPI 1-25		RPI 26-50		W-L RECORDS		RPI 51-100		RPI 101-150		RPI 150+							
18- 7		2- 6		1- 0		OVERALL		8- 1		4- 0		3- 0							
7- 3		1- 3		0- 0		HOME		4- 0		1- 0		1- 0							
8- 3		1- 3		0- 0		AWAY		4- 0		2- 0		1- 0							
3- 1		0- 0		1- 0		NEUTRAL		0- 1		1- 0		1- 0							
7- 4		0- 3		1- 0		NON-CONFERENCE		1- 1		4- 0		1- 0							
1- 2		0- 2		0- 0		HOME		0- 0		1- 0		0- 0							
3- 1		0- 1		0- 0		AWAY		1- 0		2- 0		0- 0							
3- 1		0- 0		1- 0		NEUTRAL		0- 1		1- 0		1- 0							
11- 3		2- 3		0- 0		CONFERENCE		7- 0		0- 0		2- 0							
6- 1		1- 1		0- 0		HOME		4- 0		0- 0		1- 0							
5- 2		1- 2		0- 0		AWAY		3- 0		0- 0		1- 0							
0- 0		0- 0		0- 0		NEUTRAL		0- 0		0- 0		0- 0							
RPI S	Opponent		Score		RPI S	Opponent		Score		RPI S	Opponent		Score		RPI S	Opponent		Score	
1 A	Texas		1 3		32 N	Texas A&M		3 1		55 A	UNI		3 2		106 A	North Dakota		3 0	
8 A	Nebraska		0 3							58 H	Kansas St.		3 0		112 N	Dayton		3 0	
12 A	Kansas		3 2							61 N	St. Mary's (CA)		1 3		117 A	Iowa		3 1	
12 H	Kansas		1 3							74 A	West Virginia		3 0		131 H	South Dakota		3 0	
15 H	San Diego		1 3							74 H	West Virginia		3 0		213 A	Texas Tech		3 0	
17 H	Illinois		0 3							83 A	TCU		3 2		213 H	Texas Tech		3 2	
23 A	Oklahoma		2 3							83 H	TCU		3 0		275 N	South Dakota St.		3 0	
23 H	Oklahoma		3 0							90 A	Baylor		3 0						
										90 H	Baylor		3 0						
LAST 10 GAMES																			
83 A	TCU		3 2		90 A	Baylor		3 0		213 H	Texas Tech		3 2						
12 H	Kansas		1 3		83 H	TCU		3 0		12 A	Kansas		3 2						
74 A	West Virginia		3 0		1 A	Texas		1 3											
23 H	Oklahoma		3 0																
131 H	South Dakota		3 0																

Non-Div. I Games:

Iowa St.

Average RPI Win:	103	WON-LOST	WINNING	LAST 10	STRENGTH OF	OPP. STRENGTH	TEAM	ADJ	CONF.	ADJ CONF.	
Average RPI Loss:	38	RECORD	PCT. RANK	GAMES	SCHEDULE	OF SCHEDULE	RPI	RPI	RPI	RPI	
DIV. I ONLY	21- 7	.75	38	7- 3	30	36	21	.63822	23	3	3
DIV. I NON-CONF.	12- 2	.85714	29	0- 0	41	61	22	.65214	22	4	4
<hr/>											
TOTALS	RPI 1-25	RPI 26-50		W-L RECORDS	RPI 51-100		RPI 101-150		RPI 150+		
21- 7	1- 4	3- 0		OVERALL	13- 2		0- 1		4- 0		
9- 2	1- 1	1- 0		HOME	5- 1		0- 0		2- 0		
7- 4	0- 3	1- 0		AWAY	5- 1		0- 0		1- 0		
5- 1	0- 0	1- 0		NEUTRAL	3- 0		0- 1		1- 0		
<hr/>											
12- 2	0- 0	3- 0		NON-CONFERENCE	7- 1		0- 1		2- 0		
3- 1	0- 0	1- 0		HOME	1- 1		0- 0		1- 0		
4- 0	0- 0	1- 0		AWAY	3- 0		0- 0		0- 0		
5- 1	0- 0	1- 0		NEUTRAL	3- 0		0- 1		1- 0		
<hr/>											
9- 5	1- 4	0- 0		CONFERENCE	6- 1		0- 0		2- 0		
6- 1	1- 1	0- 0		HOME	4- 0		0- 0		1- 0		
3- 4	0- 3	0- 0		AWAY	2- 1		0- 0		1- 0		
0- 0	0- 0	0- 0		NEUTRAL	0- 0		0- 0		0- 0		
<hr/>											
RPI S	Opponent	Score	RPI S	Opponent	Score	RPI S	Opponent	Score	RPI S	Opponent	Score
1 A	Texas	0 3	31 N	BYU	3 2	51 H	Miami (FL)	0 3	122 N	Pacific	2 3
1 H	Texas	1 3	37 H	Arkansas	3 0	57 N	Northwestern	3 1	213 A	Texas Tech	3 1
12 A	Kansas	0 3	39 A	Tulsa	3 2	58 A	Kansas St.	0 3	213 H	Texas Tech	3 1
22 A	Iowa St.	0 3				58 H	Kansas St.	3 1	285 N	Alabama A&M	3 0
22 H	Iowa St.	3 2				69 A	Missouri St.	3 0	293 H	Neb. Omaha	3 0
						74 H	West Virginia	3 0			
						79 N	Milwaukee	3 0			
						83 A	TCU	3 2			
						83 H	TCU	3 0			
						84 A	Portland St.	3 1			
						86 N	Middle Tenn.	3 0			
						87 H	LIU Brooklyn	3 1			
						90 A	Baylor	3 0			
						90 H	Baylor	3 0			
						93 A	Western Mich.	3 0			
<hr/>											
LAST 10 GAMES											
213 A Texas Tech						3	1	1 H Texas	1	3	
90 H Baylor						3	0	74 H West Virginia	3	0	
83 H TCU						3	0	83 A TCU	3	2	
22 A Iowa St.						0	3	90 A Baylor	3	0	
58 A Kansas St.						0	3	58 H Kansas St.	3	1	

Non-Div. I Games:

Oklahoma

Average RPI Win: 103		WON-LOST RECORD	WINNING PCT. RANK	LAST 10 GAMES	STRENGTH OF SCHEDULE	OPP. STRENGTH OF SCHEDULE	TEAM RPI	ADJ RPI	CONF. RPI	ADJ CONF. RPI					
Average RPI Loss: 24															
DIV. I ONLY		19- 11	.63333	82	4- 6	11	22	25	.63262	24	1	1			
DIV. I NON-CONF.		10- 2	.83333	33	0- 0	20	106	16	.66052	16	2	2			
<hr/>															
TOTALS		RPI 1-25		RPI 26-50		W-L RECORDS		RPI 51-100		RPI 101-150		RPI 150+			
19- 11		2- 6		4- 4		OVERALL		6- 1		2- 0		5- 0			
15- 2		2- 2		4- 0		HOME		3- 0		1- 0		5- 0			
2- 9		0- 4		0- 4		AWAY		1- 1		1- 0		0- 0			
2- 0		0- 0		0- 0		NEUTRAL		2- 0		0- 0		0- 0			
10- 2		0- 2		2- 0		NON-CONFERENCE		3- 0		0- 0		5- 0			
8- 1		0- 1		2- 0		HOME		1- 0		0- 0		5- 0			
0- 1		0- 1		0- 0		AWAY		0- 0		0- 0		0- 0			
2- 0		0- 0		0- 0		NEUTRAL		2- 0		0- 0		0- 0			
9- 9		2- 4		2- 4		CONFERENCE		3- 1		2- 0		0- 0			
7- 1		2- 1		2- 0		HOME		2- 0		1- 0		0- 0			
2- 8		0- 3		0- 4		AWAY		1- 1		1- 0		0- 0			
0- 0		0- 0		0- 0		NEUTRAL		0- 0		0- 0		0- 0			
RPI	S	Opponent		Score	RPI	S	Opponent		Score	RPI	S	Opponent		Score	
3	A	Washington		1 3	26	A	Utah		1 3	54	A	Colorado		0 3	
3	H	Washington		0 3	26	H	Utah		3 0	54	H	Colorado		3 0	
6	A	Southern California		0 3	30	A	California		0 3	57	N	Northwestern		3 1	
6	H	Southern California		3 0	41	H	Butler		3 0	59	H	UC Santa Barbara		3 2	
11	A	Hawaii		1 3	42	A	UCLA		0 3	65	A	Washington St.		3 2	
12	H	Kansas		1 3	42	H	UCLA		3 0	65	H	Washington St.		3 0	
25	A	Oregon		2 3	45	H	Central Ark.		3 1	84	N	Portland St.		3 1	
25	H	Oregon		3 1	48	A	Arizona St.		0 3						
<hr/>															
LAST 10 GAMES															
42 A UCLA					0 3	65 H Washington St.					3 0				
6 A Southern California					0 3	136 A Oregon St.					3 0				
54 H Colorado					3 0	25 A Oregon					2 3				
26 H Utah					3 0	26 A Utah					1 3				
3 H Washington					0 3	54 A Colorado					0 3				


















Non-Div. I Games:

Arizona

Average RPI Win:	101	WON-LOST	WINNING	LAST 10	STRENGTH OF	OPP. STRENGTH	TEAM	ADJ	CONF.	ADJ CONF.		
Average RPI Loss:	20	RECORD	PCT. RANK	GAMES	SCHEDULE	OF SCHEDULE	RPI	RPI	RPI	RPI		
DIV. I ONLY		17- 11	.60714	100	5- 5	14	18	27	.624	25	1	1
DIV. I NON-CONF.		7- 3	.7	75	0- 0	73	139	62	.58325	62	2	2
<hr/>												
TOTALS	RPI 1-25	RPI 26-50		W-L RECORDS		RPI 51-100		RPI 101-150		RPI 150+		
17- 11	1- 6	6- 5		OVERALL		4- 0		2- 0		4- 0		
9- 5	1- 3	3- 2		HOME		2- 0		0- 0		3- 0		
6- 6	0- 3	3- 3		AWAY		2- 0		1- 0		0- 0		
2- 0	0- 0	0- 0		NEUTRAL		0- 0		1- 0		1- 0		
7- 3	0- 0	0- 3		NON-CONFERENCE		2- 0		1- 0		4- 0		
4- 1	0- 0	0- 1		HOME		1- 0		0- 0		3- 0		
1- 2	0- 0	0- 2		AWAY		1- 0		0- 0		0- 0		
2- 0	0- 0	0- 0		NEUTRAL		0- 0		1- 0		1- 0		
10- 8	1- 6	6- 2		CONFERENCE		2- 0		1- 0		0- 0		
5- 4	1- 3	3- 1		HOME		1- 0		0- 0		0- 0		
5- 4	0- 3	3- 1		AWAY		1- 0		1- 0		0- 0		
0- 0	0- 0	0- 0		NEUTRAL		0- 0		0- 0		0- 0		
RPI S	Opponent	Score	RPI S	Opponent	Score	RPI S	Opponent	Score	RPI S	Opponent	Score	
3 H	Washington	1 3	26 A	Utah	3 1	54 A	Colorado	3 1	136 A	Oregon St.	3 0	
6 A	Southern California	0 3	26 H	Utah	3 0	54 H	Colorado	3 0	139 N	Bakersfield	3 0	
6 H	Southern California	0 3	27 A	Michigan St.	1 3	82 A	Fresno St.	3 0	177 N	Belmont	3 0	
7 A	Stanford	0 3	28 A	Michigan	0 3	84 H	Portland St.	3 0	215 H	Seattle	3 0	
7 H	Stanford	1 3	30 A	California	2 3				232 H	Eastern Wash.	3 0	
24 A	Arizona	1 3	30 H	California	3 0				312 H	Bryant	3 0	
24 H	Arizona	3 2	35 H	Ohio	0 3							
			42 A	UCLA	3 2							
			42 H	UCLA	3 1							
			48 A	Arizona St.	3 1							
			48 H	Arizona St.	1 3							
<hr/>												
LAST 10 GAMES												
54 A Colorado						3	1	6	A Southern California	0	3	
26 A Utah						3	1	24	H Arizona	3	2	
30 H California						3	0	48	H Arizona St.	1	3	
7 H Stanford						1	3	30	A California	2	3	
42 A UCLA						3	2	7	A Stanford	0	3	

Non-Div. I Games:

Oregon

Average RPI Win: 101		WON-LOST	WINNING	LAST 10	STRENGTH OF		OPP. STRENGTH	TEAM	ADJ	CONF.	ADJ CONF.
Average RPI Loss: 21		RECORD	PCT. RANK	GAMES	SCHEDULE		OF SCHEDULE	RPI	RPI	RPI	RPI
DIV. I ONLY		19- 11	.63333	82	4- 6		9	27	24	.62334	26
DIV. I NON-CONF.		11- 1	.91667	13	0- 0		29	142	13	.66512	15
TOTALS		RPI 1-25	RPI 26-50		W-L RECORDS		RPI 51-100		RPI 101-150		RPI 150+
19- 11		1- 8	3- 2		OVERALL		7- 1		5- 0		3- 0
8- 6		1- 4	1- 2		HOME		4- 0		1- 0		1- 0
6- 5		0- 4	2- 0		AWAY		1- 1		2- 0		1- 0
5- 0		0- 0	0- 0		NEUTRAL		2- 0		2- 0		1- 0
11- 1		0- 0	0- 1		NON-CONFERENCE		5- 0		3- 0		3- 0
3- 1		0- 0	0- 1		HOME		2- 0		0- 0		1- 0
3- 0		0- 0	0- 0		AWAY		1- 0		1- 0		1- 0
5- 0		0- 0	0- 0		NEUTRAL		2- 0		2- 0		1- 0
8- 10		1- 8	3- 1		CONFERENCE		2- 1		2- 0		0- 0
5- 5		1- 4	1- 1		HOME		2- 0		1- 0		0- 0
3- 5		0- 4	2- 0		AWAY		0- 1		1- 0		0- 0
0- 0		0- 0	0- 0		NEUTRAL		0- 0		0- 0		0- 0
RPI S	Opponent	Score	RPI S	Opponent	Score	RPI S	Opponent	Score	RPI S	Opponent	Score
3 A	Washington	1 	30 A	California	3 1	54 H	Colorado	3 2	104 N	Texas St.	3 1
3 H	Washington	0 	30 H	California	0 	55 H	UNI	3 1	116 N	Idaho St.	3 1
6 H	Southern California	0 	31 H	BYU	2 	65 A	Washington St.	0 	124 A	North Texas	3 1
7 A	Stanford	0 	48 A	Arizona St.	3 1	65 H	Washington St.	3 2	136 A	Oregon St.	3 1
7 H	Stanford	0 	48 H	Arizona St.	3 2	76 H	Utah St.	3 2	136 H	Oregon St.	3 1
24 A	Arizona	0 				89 N	UC Irvine	3 1	152 A	Utah Valley	3 1
24 H	Arizona	3 1				94 A	New Mexico St.	3 2	156 H	Fairfield	3 1
25 A	Oregon	0 				97 N	Northwestern St.	3 0	310 N	Prairie View	3 0
25 H	Oregon	1 									
LAST 10 GAMES											
			136 H	Oregon St.	3 1	30 H	California	0 			
			25 H	Oregon	1 	65 A	Washington St.	0 			
			48 A	Arizona St.	3 1	3 A	Washington	1 			
			24 A	Arizona	0 	24 H	Arizona	3 1			
			7 H	Stanford	0 	48 H	Arizona St.	3 2			

Non-Div. I Games:

Utah

Average RPI Win:	90	WON-LOST RECORD	WINNING PCT. RANK	LAST 10 GAMES	STRENGTH OF SCHEDULE	OPP. STRENGTH OF SCHEDULE	TEAM RPI	ADJ RPI	CONF. RPI	ADJ CONF. RPI	
DIV. I ONLY	17- 12	.58621	117	4- 6	13	5	29	.61944	28	2	2
DIV. I NON-CONF.	10- 1	.90909	21	0- 0	59	30	17	.65832	18	1	1
<hr/>											
TOTALS	RPI 1-25	RPI 26-50		W-L RECORDS	RPI 51-100		RPI 101-150		RPI 150+		
17- 12	2- 10	4- 2		OVERALL	3- 0		6- 0		2- 0		
8- 6	1- 5	2- 1		HOME	1- 0		4- 0		0- 0		
6- 5	1- 4	2- 1		AWAY	2- 0		1- 0		0- 0		
3- 1	0- 1	0- 0		NEUTRAL	0- 0		1- 0		2- 0		
10- 1	1- 1	2- 0		NON-CONFERENCE	1- 0		4- 0		2- 0		
5- 0	1- 0	1- 0		HOME	0- 0		3- 0		0- 0		
2- 0	0- 0	1- 0		AWAY	1- 0		0- 0		0- 0		
3- 1	0- 1	0- 0		NEUTRAL	0- 0		1- 0		2- 0		
7- 11	1- 9	2- 2		CONFERENCE	2- 0		2- 0		0- 0		
3- 6	0- 5	1- 1		HOME	1- 0		1- 0		0- 0		
4- 5	1- 4	1- 1		AWAY	1- 0		1- 0		0- 0		
0- 0	0- 0	0- 0		NEUTRAL	0- 0		0- 0		0- 0		
RPI S	Opponent	Score	RPI S	Opponent	Score	RPI S	Opponent	Score	RPI S	Opponent	Score
2 A	Penn St.	1 <div>3</div>	27 A	Michigan St.	3 1	53 A	Xavier	3 0	113 N	Clemson	3 0
2 H	Penn St.	1 <div>3</div>	29 H	Purdue	1 <div>3</div>	57 A	Northwestern	3 1	117 A	Iowa	3 0
8 A	Nebraska	1 <div>3</div>	32 A	Texas A&M	3 2	57 H	Northwestern	3 1	117 H	Iowa	3 1
8 H	Nebraska	2 <div>3</div>	35 H	Ohio	3 2				121 H	Maryland	3 0
13 A	Minnesota	1 <div>3</div>	49 A	Ohio St.	1 <div>3</div>				125 H	Marshall	3 0
13 H	Minnesota	0 <div>3</div>	49 H	Ohio St.	3 2				136 H	Oregon St.	3 1
14 A	Wisconsin	3 0							210 N	Siena	3 0
14 H	Wisconsin	2 <div>3</div>							235 N	Northern Ky.	3 0
17 A	Illinois	2 <div>3</div>									
17 H	Illinois	2 <div>3</div>									
19 N	Florida St.	2 <div>3</div>									
25 H	Oregon	3 0									
<hr/>											
LAST 10 GAMES											
			14 H	Wisconsin	2 <div>3</div>	17 A	Illinois	2 <div>3</div>			
			13 H	Minnesota	0 <div>3</div>	49 H	Ohio St.	3 2			
			8 A	Nebraska	1 <div>3</div>	2 H	Penn St.	1 <div>3</div>			
			117 A	Iowa	3 0	29 H	Purdue	1 <div>3</div>			
			57 A	Northwestern	3 1	27 A	Michigan St.	3 1			

Non-Div. I Games:

Michigan

Average RPI Win:	94	WON-LOST RECORD	WINNING PCT. RANK	LAST 10 GAMES	STRENGTH OF SCHEDULE	OPP. STRENGTH OF SCHEDULE	TEAM RPI	ADJ RPI	CONF. RPI	ADJ CONF. RPI	
Average RPI Loss:	35										
DIV. I ONLY	17- 10	.62963	86	6- 4	31	8	35	.6152	30	1	1
DIV. I NON-CONF.	7- 2	.77778	48	0- 0	150	75	64	.58203	66	2	2
<hr/>											
TOTALS	RPI 1-25	RPI 26-50		W-L RECORDS	RPI 51-100		RPI 101-150		RPI 150+		
17- 10	3- 6	3- 1		OVERALL	4- 2		4- 1		3- 0		
9- 6	2- 3	1- 1		HOME	2- 2		2- 0		2- 0		
6- 4	1- 3	2- 0		AWAY	2- 0		1- 1		0- 0		
2- 0	0- 0	0- 0		NEUTRAL	0- 0		1- 0		1- 0		
7- 2	1- 0	0- 0		NON-CONFERENCE	1- 1		2- 1		3- 0		
4- 1	0- 0	0- 0		HOME	1- 1		1- 0		2- 0		
1- 1	1- 0	0- 0		AWAY	0- 0		0- 1		0- 0		
2- 0	0- 0	0- 0		NEUTRAL	0- 0		1- 0		1- 0		
10- 8	2- 6	3- 1		CONFERENCE	3- 1		2- 0		0- 0		
5- 5	2- 3	1- 1		HOME	1- 1		1- 0		0- 0		
5- 3	0- 3	2- 0		AWAY	2- 0		1- 0		0- 0		
0- 0	0- 0	0- 0		NEUTRAL	0- 0		0- 0		0- 0		
RPI S	Opponent	Score	RPI S	Opponent	Score	RPI S	Opponent	Score	RPI S	Opponent	Score
3 A	Washington	0 3	26 A	Utah	3 0	54 A	Colorado	3 1	130 H	Santa Clara	3 0
3 H	Washington	2 3	26 H	Utah	1 3	54 H	Colorado	3 0	134 N	South Fla.	3 0
6 A	Southern California	2 3	42 A	UCLA	3 0	58 H	Kansas St.	2 3	136 A	Oregon St.	3 1
6 H	Southern California	1 3	42 H	UCLA	3 2	65 A	Washington St.	3 1	136 H	Oregon St.	3 2
7 H	Stanford	1 3				65 H	Washington St.	2 3	150 A	UC Davis	1 3
16 A	Creighton	3 0				94 H	New Mexico St.	3 0	162 H	Cal Poly	3 0
24 H	Arizona	3 0							183 N	Northern Colo.	3 0
25 A	Oregon	0 3							271 H	Nevada	3 0
25 H	Oregon	3 2									
<hr/>											
LAST 10 GAMES											
65 H Washington St.						2	3	26 A Utah	3	0	
3 H Washington						2	3	42 H UCLA	3	2	
25 A Oregon						0	3	6 H Southern California	1	3	
136 A Oregon St.						3	1	136 H Oregon St.	3	2	
54 A Colorado						3	1	25 H Oregon	3	2	

Non-Div. I Games:

California

BYU

BYU				Through Games Of Through Matches of Nov. 24, 2013										
Average RPI Win:		120	WON-LOST RECORD	WINNING PCT. RANK	LAST 10 GAMES	STRENGTH OF SCHEDULE	OPP. STRENGTH OF SCHEDULE	TEAM RPI	ADJ RPI	CONF. RPI	ADJ CONF. RPI			
Average RPI Loss:		54												
DIV. I ONLY			22- 6	.78571	27	7- 3	89	49	32	.61478	31	7	7	
DIV. I NON-CONF.			7- 3	.7	75	0- 0	37	15	35	.6242	34	5	5	

TOTALS		RPI 1-25		RPI 26-50		W-L RECORDS		RPI 51-100		RPI 101-150		RPI 150+		
22- 6		2- 3		1- 0		OVERALL		6- 2		7- 1		6- 0		
11- 0		1- 0		0- 0		HOME		3- 0		4- 0		3- 0		
9- 4		0- 1		1- 0		AWAY		2- 2		3- 1		3- 0		
2- 2		1- 2		0- 0		NEUTRAL		1- 0		0- 0		0- 0		
7- 3		1- 2		1- 0		NON-CONFERENCE		3- 1		0- 0		2- 0		
2- 0		0- 0		0- 0		HOME		1- 0		0- 0		1- 0		
3- 1		0- 0		1- 0		AWAY		1- 1		0- 0		1- 0		
2- 2		1- 2		0- 0		NEUTRAL		1- 0		0- 0		0- 0		
15- 3		1- 1		0- 0		CONFERENCE		3- 1		7- 1		4- 0		
9- 0		1- 0		0- 0		HOME		2- 0		4- 0		2- 0		
6- 3		0- 1		0- 0		AWAY		1- 1		3- 1		2- 0		
0- 0		0- 0		0- 0		NEUTRAL		0- 0		0- 0		0- 0		
RPI	S	Opponent	Score		RPI	S	Opponent	Score		RPI	S	Opponent	Score	
10	N	Marquette	3	2	26	A	Utah	3	2	61	A	St. Mary's (CA)	2	3
15	A	San Diego	2	3						114	A	Loyola Marymount	3	2
15	H	San Diego	3	0						61	H	St. Mary's (CA)	3	2
16	N	Creighton	1	3						71	A	Pepperdine	3	1
23	N	Oklahoma	2	3						71	H	Pepperdine	3	2
										81	A	Bowling Green	2	3
										82	N	Fresno St.	3	0
										84	A	Portland St.	3	0
										89	H	UC Irvine	3	0
												122	A	Pacific
												122	H	Pacific
												130	A	Santa Clara
												130	H	Santa Clara
												152	A	Utah Valley
												154	A	Gonzaga
												154	H	Gonzaga
												270	A	Portland
												270	H	Portland
												286	H	Montana St.
LAST 10 GAMES														
					15	A	San Diego	2	3	71	H	Pepperdine	3	2
					270	H	Portland	3	0	114	H	Loyola Marymount	3	0
					154	H	Gonzaga	3	0	61	A	St. Mary's (CA)	2	3
					130	A	Santa Clara	1	3	122	A	Pacific	3	1
					118	A	San Francisco	3	0	154	A	Gonzaga	3	0

Non-Div. I Games:

BYU

BYU

Average RPI Win:	117	WON-LOST RECORD	WINNING PCT. RANK	LAST 10 GAMES	STRENGTH OF SCHEDULE	OPP. STRENGTH OF SCHEDULE	TEAM RPI	ADJ RPI	CONF. RPI	ADJ CONF. RPI		
DIV. I ONLY		17- 11	.60714	100	7- 3	19	26	36	.61398	32	4	4
DIV. I NON-CONF.		8- 3	.72727	65	0- 0	44	62	38	.61751	36	3	3
<hr/>												
TOTALS	RPI 1-25	RPI 26-50		W-L RECORDS		RPI 51-100		RPI 101-150		RPI 150+		
17- 11	1- 6	5- 3		OVERALL		1- 1		5- 1		5- 0		
7- 4	1- 2	2- 2		HOME		1- 0		1- 0		2- 0		
7- 6	0- 3	3- 1		AWAY		0- 1		3- 1		1- 0		
3- 1	0- 1	0- 0		NEUTRAL		0- 0		1- 0		2- 0		
8- 3	1- 2	1- 1		NON-CONFERENCE		0- 0		2- 0		4- 0		
2- 1	1- 0	0- 1		HOME		0- 0		0- 0		1- 0		
3- 1	0- 1	1- 0		AWAY		0- 0		1- 0		1- 0		
3- 1	0- 1	0- 0		NEUTRAL		0- 0		1- 0		2- 0		
9- 8	0- 4	4- 2		CONFERENCE		1- 1		3- 1		1- 0		
5- 3	0- 2	2- 1		HOME		1- 0		1- 0		1- 0		
4- 5	0- 2	2- 1		AWAY		0- 1		2- 1		0- 0		
0- 0	0- 0	0- 0		NEUTRAL		0- 0		0- 0		0- 0		
RPI S	Opponent	Score	RPI S	Opponent	Score	RPI S	Opponent	Score	RPI S	Opponent	Score	
4 A	Florida	0 3	28 H	Michigan	2 3	63 A	Auburn	1 3	106 A	North Dakota	3 1	
4 H	Florida	2 3	33 A	Alabama	0 3	63 H	Auburn	3 0	114 N	Loyola Marymount	3 1	
5 H	Missouri	0 3	34 A	LSU	3 0				115 A	Ole Miss	3 1	
9 A	Kentucky	0 3	34 H	LSU	2 3				123 A	South Carolina	1 3	
19 H	Florida St.	3 0	37 H	Arkansas	3 1				138 A	Mississippi St.	3 0	
20 A	Colorado St.	0 3	40 A	Georgia	3 2				138 H	Mississippi St.	3 0	
22 N	Iowa St.	1 3	40 H	Georgia	3 0				176 H	Tennessee	3 0	
			47 A	UTSA	3 1				183 A	Northern Colo.	3 1	
									210 H	Siena	3 0	
									249 N	Lamar	3 0	
									275 N	South Dakota St.	3 0	
			LAST 10 GAMES									
			40 A	Georgia	3 2	115 A	Ole Miss	3 1				
			9 A	Kentucky	0 3	138 A	Mississippi St.	3 0				
			63 H	Auburn	3 0	4 H	Florida	2 3				
			176 H	Tennessee	3 0	5 H	Missouri	0 3				
			34 A	LSU	3 0	37 H	Arkansas	3 1				

Non-Div. I Games:

Texas A&M

Average RPI Win: 139		WON-LOST	WINNING	LAST 10	STRENGTH OF		OPP. STRENGTH	TEAM	ADJ	CONF.	ADJ CONF.
Average RPI Loss: 38		RECORD	PCT. RANK	GAMES	SCHEDULE		OF SCHEDULE	RPI	RPI	RPI	RPI
DIV. I ONLY		23- 8	.74194	44	7- 3		47	48	26	.61378	33
DIV. I NON-CONF.		13- 2	.86667	28	1- 0		186	169	65	.57619	69
TOTALS		RPI 1-25	RPI 26-50		W-L RECORDS		RPI 51-100		RPI 101-150		RPI 150+
23- 8		0- 6	5- 0		OVERALL		2- 1		7- 0		9- 1
11- 3		0- 3	3- 0		HOME		0- 0		2- 0		6- 0
8- 3		0- 3	2- 0		AWAY		1- 0		4- 0		1- 0
4- 2		0- 0	0- 0		NEUTRAL		1- 1		1- 0		2- 1
13- 2		0- 0	0- 0		NON-CONFERENCE		1- 1		4- 0		8- 1
5- 0		0- 0	0- 0		HOME		0- 0		0- 0		5- 0
4- 0		0- 0	0- 0		AWAY		0- 0		3- 0		1- 0
4- 2		0- 0	0- 0		NEUTRAL		1- 1		1- 0		2- 1
10- 6		0- 6	5- 0		CONFERENCE		1- 0		3- 0		1- 0
6- 3		0- 3	3- 0		HOME		0- 0		2- 0		1- 0
4- 3		0- 3	2- 0		AWAY		1- 0		1- 0		0- 0
0- 0		0- 0	0- 0		NEUTRAL		0- 0		0- 0		0- 0
RPI S	Opponent	Score	RPI S	Opponent	Score	RPI S	Opponent	Score	RPI S	Opponent	Score
4 A	Florida	0 3	32 H	Texas A&M	3 0	63 A	Auburn	3 1	101 A	Army	3 1
4 H	Florida	0 3	34 H	LSU	3 1	65 N	Washington St.	0 3	113 A	Clemson	3 2
5 A	Missouri	1 3	37 A	Arkansas	3 1	78 N	Seton Hall	3 1	115 H	Ole Miss	3 0
5 H	Missouri	1 3	37 H	Arkansas	3 1				120 A	UAB	3 0
9 A	Kentucky	1 3	40 A	Georgia	3 1				123 A	South Carolina	3 0
9 H	Kentucky	1 3							138 H	Mississippi St.	3 1
									148 N	UNC Wilmington	3 2
									176 H	Tennessee	3 0
									178 A	FIU	3 0
									181 H	Arkansas St.	3 0
									189 H	South Ala.	3 1
									202 N	Houston Baptist	0 3
									209 N	Delaware	3 1
									217 N	Troy	3 1
									278 H	Alabama St.	3 0
									292 H	UT Martin	3 0
									295 H	Nicholls St.	3 0
LAST 10 GAMES											
			176 H	Tennessee	3 0	37 H	Arkansas	3 1			
			115 H	Ole Miss	3 0	120 A	UAB	3 0			
			4 A	Florida	0 3	138 H	Mississippi St.	3 1			
			123 A	South Carolina	3 0	9 A	Kentucky	1 3			
			5 H	Missouri	1 3	40 A	Georgia	3 1			

Non-Div. I Games:

Alabama

Average RPI Win:		171	WON-LOST RECORD		WINNING PCT. RANK		LAST 10 GAMES		STRENGTH OF SCHEDULE		OPP. STRENGTH OF SCHEDULE		TEAM RPI		ADJ RPI		CONF. RPI		ADJ CONF. RPI				
DIV. I ONLY			21- 7		.75 38		10- 0		52		93		34		.60821 36		14		14				
DIV. I NON-CONF.			5- 7		.41667 212		1- 0		17		7		77		.5701 74		14		14				
TOTALS		RPI 1-25		RPI 26-50				W-L RECORDS		RPI 51-100				RPI 101-150				RPI 150+					
21- 7		0- 4		0- 1				OVERALL		4- 2				5- 0				12- 0					
9- 0		0- 0		0- 0				HOME		2- 0				3- 0				4- 0					
11- 3		0- 2		0- 1				AWAY		2- 0				2- 0				7- 0					
1- 4		0- 2		0- 0				NEUTRAL		0- 2				0- 0				1- 0					
5- 7		0- 4		0- 1				NON-CONFERENCE		2- 2				1- 0				2- 0					
2- 0		0- 0		0- 0				HOME		1- 0				1- 0				0- 0					
2- 3		0- 2		0- 1				AWAY		1- 0				0- 0				1- 0					
1- 4		0- 2		0- 0				NEUTRAL		0- 2				0- 0				1- 0					
16- 0		0- 0		0- 0				CONFERENCE		2- 0				4- 0				10- 0					
7- 0		0- 0		0- 0				HOME		1- 0				2- 0				4- 0					
9- 0		0- 0		0- 0				AWAY		1- 0				2- 0				6- 0					
0- 0		0- 0		0- 0				NEUTRAL		0- 0				0- 0				0- 0					
RPI	S	Opponent		Score		RPI	S	Opponent		Score		RPI	S	Opponent		Score		RPI	S	Opponent		Score	
2	A	Penn St.		0	3	46	A	Wichita St.		2	3	55	N	UNI		0	3	111	A	UCF		3	0
9	A	Kentucky		2	3							62	H	Virginia Tech		3	2	111	H	UCF		3	1
13	N	Minnesota		0	3							71	N	Pepperdine		1	3	134	A	South Fla.		3	0
14	N	Wisconsin		0	3							86	A	Middle Tenn.		3	0	134	H	South Fla.		3	0
												92	A	SMU		3	0	149	H	Rice		3	0
												92	H	SMU		3	1	170	N	Syracuse		3	0
																		182	A	Temple		3	0
																		182	H	Temple		3	1
																		197	A	Houston		3	0
																		197	H	Houston		3	2
																		203	A	UConn		3	0
																		219	A	North Dakota St.		3	0
																		226	A	Memphis		3	0
																		226	H	Memphis		3	1
																		263	A	Cincinnati		3	0
																		263	H	Cincinnati		3	0
																		284	A	Rutgers		3	1
						LAST 10 GAMES																	
								263 H Cincinnati		3	0			226 A Memphis		3	0						
								134 A South Fla.		3	0			182 A Temple		3	0						
								111 A UCF		3	0			203 A UConn		3	0						
								92 H SMU		3	1			284 A Rutgers		3	1						
								197 H Houston		3	2			86 A Middle Tenn.		3	0						

Non-Div. I Games:

Louisville

Average RPI Win: 111		WON-LOST RECORD	WINNING PCT. RANK	LAST 10 GAMES	STRENGTH OF SCHEDULE	OPP. STRENGTH OF SCHEDULE	TEAM RPI	ADJ RPI	CONF. RPI	ADJ CONF. RPI											
Average RPI Loss: 34																					
DIV. I ONLY		16- 12	.57143	126	4- 6	17	30	45	.60614	37	4	4									
DIV. I NON-CONF.		7- 4	.63636	104	0- 0	12	42	29	.63532	28	3	3									
<hr/>																					
TOTALS		RPI 1-25		RPI 26-50		W-L RECORDS		RPI 51-100		RPI 101-150		RPI 150+									
16- 12		1- 5		2- 4		OVERALL		3- 2		7- 1		3- 0									
9- 6		0- 4		1- 1		HOME		3- 1		4- 0		1- 0									
6- 5		1- 1		1- 3		AWAY		0- 1		3- 0		1- 0									
1- 1		0- 0		0- 0		NEUTRAL		0- 0		0- 1		1- 0									
7- 4		1- 2		1- 0		NON-CONFERENCE		2- 1		1- 1		2- 0									
4- 2		0- 1		0- 0		HOME		2- 1		1- 0		1- 0									
2- 1		1- 1		1- 0		AWAY		0- 0		0- 0		0- 0									
1- 1		0- 0		0- 0		NEUTRAL		0- 0		0- 1		1- 0									
9- 8		0- 3		1- 4		CONFERENCE		1- 1		6- 0		1- 0									
5- 4		0- 3		1- 1		HOME		1- 0		3- 0		0- 0									
4- 4		0- 0		0- 3		AWAY		0- 1		3- 0		1- 0									
0- 0		0- 0		0- 0		NEUTRAL		0- 0		0- 0		0- 0									
RPI	S	Opponent		Score		RPI	S	Opponent		Score		RPI	S	Opponent		Score					
4	H	Florida		1 3		32	A	Texas A&M		1 3		58	H	Kansas St.		0 3					
5	H	Missouri		1 3		33	A	Alabama		1 3		63	A	Auburn		1 3					
9	H	Kentucky		1 3		33	H	Alabama		1 3		63	H	Auburn		3 1					
12	A	Kansas		3 2		34	A	LSU		2 3		72	H	New Mexico		3 2					
12	H	Kansas		2 3		39	A	Tulsa		3 1		97	H	Northwestern St.		3 0					
23	A	Oklahoma		0 3		40	H	Georgia		3 1											
						LAST 10 GAMES															
						138 H Mississippi St.						3 0		9 H Kentucky						1 3	
						123 H South Carolina						3 0		34 A LSU						2 3	
						63 A Auburn						1 3		32 A Texas A&M						1 3	
						33 A Alabama						1 3		40 H Georgia						3 1	
						115 H Ole Miss						3 0		4 H Florida						1 3	

Non-Div. I Games:

Arkansas

Average RPI Win:	156	WON-LOST RECORD	WINNING PCT. RANK	LAST 10 GAMES	STRENGTH OF SCHEDULE	OPP. STRENGTH OF SCHEDULE	TEAM RPI	ADJ RPI	CONF. RPI	ADJ CONF. RPI					
Average RPI Loss:	32														
DIV. I ONLY		22- 6	.78571	27	7- 3	85	75	37	.60599	38	8	8			
DIV. I NON-CONF.		10- 3	.76923	52	0- 0	61	80	39	.61312	40	8	8			
<hr/>															
TOTALS	RPI 1-25	RPI 26-50		W-L RECORDS		RPI 51-100		RPI 101-150		RPI 150+					
22- 6	1- 3	0- 1		OVERALL		5- 2		6- 0		10- 0					
8- 1	1- 0	0- 0		HOME		2- 1		1- 0		4- 0					
8- 3	0- 2	0- 0		AWAY		3- 1		1- 0		4- 0					
6- 2	0- 1	0- 1		NEUTRAL		0- 0		4- 0		2- 0					
<hr/>															
10- 3	0- 2	0- 1		NON-CONFERENCE		1- 0		5- 0		4- 0					
1- 0	0- 0	0- 0		HOME		0- 0		0- 0		1- 0					
3- 1	0- 1	0- 0		AWAY		1- 0		1- 0		1- 0					
6- 2	0- 1	0- 1		NEUTRAL		0- 0		4- 0		2- 0					
<hr/>															
12- 3	1- 1	0- 0		CONFERENCE		4- 2		1- 0		6- 0					
7- 1	1- 0	0- 0		HOME		2- 1		1- 0		3- 0					
5- 2	0- 1	0- 0		AWAY		2- 1		0- 0		3- 0					
0- 0	0- 0	0- 0		NEUTRAL		0- 0		0- 0		0- 0					
<hr/>															
RPI S	Opponent	Score		RPI S	Opponent	Score		RPI S	Opponent	Score					
3 A	Washington	1	3	42 N	UCLA	2	3	59 A	UC Santa Barbara	0	3	105 N	San Diego St.	3	2
11 A	Hawaii	0	3					59 H	UC Santa Barbara	2	3	130 N	Santa Clara	3	0
11 H	Hawaii	3	2					82 A	Fresno St.	3	2	140 A	Denver	3	1
16 N	Creighton	0	3					85 A	Long Beach St.	3	2	142 N	Idaho	3	2
								85 H	Long Beach St.	3	1	149 N	Rice	3	2
								89 A	UC Irvine	3	1	150 H	UC Davis	3	2
								89 H	UC Irvine	3	1	162 A	Cal Poly	3	2
												162 H	Cal Poly	3	0
												171 A	Northern Ariz.	3	1
												195 A	Cal St. Fullerton	3	0
												195 H	Cal St. Fullerton	3	0
												215 H	Seattle	3	0
												250 N	Coppin St.	3	0
												250 N	Coppin St.	3	0
												288 A	UC Riverside	3	0
												288 H	UC Riverside	3	0
<hr/>															
				LAST 10 GAMES											
				11 A	Hawaii	0	3	288 H	UC Riverside	3	0				
				59 H	UC Santa Barbara	2	3	195 H	Cal St. Fullerton	3	0				
				162 H	Cal Poly	3	0	11 H	Hawaii	3	2				
				85 A	Long Beach St.	3	2	162 A	Cal Poly	3	2				
				89 A	UC Irvine	3	1	59 A	UC Santa Barbara	0	3				

Non-Div. I Games:

Cal St. Northridge

Average RPI Win:		150	WON-LOST RECORD		WINNING PCT. RANK		LAST 10 GAMES		STRENGTH OF SCHEDULE		OPP. STRENGTH OF SCHEDULE		TEAM RPI		ADJ RPI		CONF. RPI		ADJ CONF. RPI				
DIV. I ONLY			24- 7		.77419	30	7- 3		63		99	33	.60553	39	11	11							
DIV. I NON-CONF.			11- 4		.73333	64	0- 0		55		51	43	.609	43	12	11							
TOTALS		RPI 1-25		RPI 26-50				W-L RECORDS		RPI 51-100				RPI 101-150				RPI 150+					
24- 7		0- 1		0- 2				OVERALL		7- 3				6- 1				11- 0					
9- 3		0- 1		0- 1				HOME		1- 1				4- 0				4- 0					
7- 3		0- 0		0- 1				AWAY		2- 1				1- 1				4- 0					
8- 1		0- 0		0- 0				NEUTRAL		4- 1				1- 0				3- 0					
11- 4		0- 1		0- 1				NON-CONFERENCE		6- 1				2- 1				3- 0					
3- 2		0- 1		0- 1				HOME		1- 0				1- 0				1- 0					
1- 2		0- 0		0- 0				AWAY		1- 1				0- 1				0- 0					
7- 0		0- 0		0- 0				NEUTRAL		4- 0				1- 0				2- 0					
13- 3		0- 0		0- 1				CONFERENCE		1- 2				4- 0				8- 0					
6- 1		0- 0		0- 0				HOME		0- 1				3- 0				3- 0					
6- 1		0- 0		0- 1				AWAY		1- 0				1- 0				4- 0					
1- 1		0- 0		0- 0				NEUTRAL		0- 1				0- 0				1- 0					
RPI	S	Opponent		Score		RPI	S	Opponent		Score		RPI	S	Opponent		Score		RPI	S	Opponent		Score	
23	H	Oklahoma		2	3	37	H	Arkansas		1	3	51	N	Miami (FL)		3	0	104	H	Texas St.		3	1
						47	A	UTSA		0	3	56	H	Tulane		0	3	112	A	Dayton		1	3
												56	N	Tulane		1	3	120	A	UAB		3	2
												58	A	Kansas St.		1	3	124	H	North Texas		3	1
												69	N	Missouri St.		3	0	125	H	Marshall		3	1
												80	N	Northeastern		3	2	138	N	Mississippi St.		3	2
												86	A	Middle Tenn.		3	1	149	H	Rice		3	0
												87	N	LIU Brooklyn		3	2	151	A	UTEP		3	2
												90	A	Baylor		3	0	161	N	Texas-Arlington		3	0
												95	H	Oral Roberts		3	2	178	A	FIU		3	0
																		178	N	FIU		3	2
																		180	H	Southern Miss.		3	1
																		183	H	Northern Colo.		3	1
																		193	A	Fla. Atlantic		3	0
																		233	H	East Carolina		3	1
																		251	A	Charlotte		3	1
																		279	H	Louisiana Tech		3	0
																		293	N	Neb. Omaha		3	0
LAST 10 GAMES																							
						56	N	Tulane		1	3	56	H	Tulane		0	3						
						178	N	FIU		3	2	86	A	Middle Tenn.		3	1						
						47	A	UTSA		0	3	180	H	Southern Miss.		3	1						
						151	A	UTEP		3	2	279	H	Louisiana Tech		3	0						
						125	H	Marshall		3	1	233	H	East Carolina		3	1						

Non-Div. I Games:

Tulsa

Average RPI Win: 131		WON-LOST RECORD	WINNING PCT. RANK		LAST 10 GAMES		STRENGTH OF SCHEDULE		OPP. STRENGTH OF SCHEDULE		TEAM RPI	ADJ RPI	CONF. RPI	ADJ CONF. RPI			
Average RPI Loss: 22																	
DIV. I ONLY		20- 9	.68966	55	6- 4		50		34		42	.60552	40	4	4		
DIV. I NON-CONF.		10- 2	.83333	33	0- 0		46		90		25	.63649	26	3	3		
TOTALS		RPI 1-25		RPI 26-50		W-L RECORDS		RPI 51-100		RPI 101-150		RPI 150+					
20- 9		1- 4		1- 5		OVERALL		4- 0		7- 0		7- 0					
11- 3		1- 0		0- 3		HOME		2- 0		4- 0		4- 0					
6- 6		0- 4		1- 2		AWAY		1- 0		3- 0		1- 0					
3- 0		0- 0		0- 0		NEUTRAL		1- 0		0- 0		2- 0					
10- 2		0- 2		0- 0		NON-CONFERENCE		4- 0		1- 0		5- 0					
6- 0		0- 0		0- 0		HOME		2- 0		1- 0		3- 0					
1- 2		0- 2		0- 0		AWAY		1- 0		0- 0		0- 0					
3- 0		0- 0		0- 0		NEUTRAL		1- 0		0- 0		2- 0					
10- 7		1- 2		1- 5		CONFERENCE		0- 0		6- 0		2- 0					
5- 3		1- 0		0- 3		HOME		0- 0		3- 0		1- 0					
5- 4		0- 2		1- 2		AWAY		0- 0		3- 0		1- 0					
0- 0		0- 0		0- 0		NEUTRAL		0- 0		0- 0		0- 0					
RPI	S	Opponent		Score		RPI	S	Opponent		Score		RPI	S	Opponent		Score	
4	A	Florida		0 3		32	A	Texas A&M		0 3		70	H	Lipscomb		3 0	
5	A	Missouri		1 3		32	H	Texas A&M		2 3		73	A	Ga. Southern		3 0	
8	A	Nebraska		0 3		33	H	Alabama		1 3		83	H	TCU		3 0	
9	H	Kentucky		3 2		34	A	LSU		3 2		99	N	Notre Dame		3 1	
12	A	Kansas		0 3		34	H	LSU		2 3							
						37	A	Arkansas		1 3							
						LAST 10 GAMES											
						32	H	Texas A&M		2 3		176	A	Tennessee		3 1	
						138	A	Mississippi St.		3 1		138	H	Mississippi St.		3 2	
						115	A	Ole Miss		3 2		33	H	Alabama		1 3	
						123	H	South Carolina		3 0		9	H	Kentucky		3 2	
						34	H	LSU		2 3		37	A	Arkansas		1 3	

Non-Div. I Games:

Georgia

Average RPI Win: 148		WON-LOST	WINNING	LAST 10	STRENGTH OF		OPP. STRENGTH	TEAM	ADJ	CONF.	ADJ CONF.
Average RPI Loss: 28		RECORD	PCT. RANK	GAMES	SCHEDULE		OF SCHEDULE	RPI	RPI	RPI	RPI
DIV. I ONLY		23- 7	.76667	32	8- 2		82	58	38	.60497	41
DIV. I NON-CONF.		12- 2	.85714	29	0- 0		158	113	53	.59586	52
TOTALS		RPI 1-25	RPI 26-50		W-L RECORDS		RPI 51-100		RPI 101-150		RPI 150+
23- 7		1- 4	0- 1		OVERALL		4- 2		8- 0		10- 0
13- 3		1- 1	0- 1		HOME		2- 1		6- 0		4- 0
6- 4		0- 3	0- 0		AWAY		1- 1		2- 0		3- 0
4- 0		0- 0	0- 0		NEUTRAL		1- 0		0- 0		3- 0
12- 2		0- 1	0- 1		NON-CONFERENCE		2- 0		4- 0		6- 0
7- 1		0- 0	0- 1		HOME		1- 0		4- 0		2- 0
1- 1		0- 1	0- 0		AWAY		0- 0		0- 0		1- 0
4- 0		0- 0	0- 0		NEUTRAL		1- 0		0- 0		3- 0
11- 5		1- 3	0- 0		CONFERENCE		2- 2		4- 0		4- 0
6- 2		1- 1	0- 0		HOME		1- 1		2- 0		2- 0
5- 3		0- 2	0- 0		AWAY		1- 1		2- 0		2- 0
0- 0		0- 0	0- 0		NEUTRAL		0- 0		0- 0		0- 0
RPI S	Opponent	Score	RPI S	Opponent	Score	RPI S	Opponent	Score	RPI S	Opponent	Score
10 A	Marquette	1 3	27 H	Michigan St.	0 3	53 A	Xavier	2 3	103 H	Toledo	3 0
10 H	Marquette	1 3				53 H	Xavier	1 3	109 H	IUPUI	3 2
16 A	Creighton	1 3				78 A	Seton Hall	3 1	128 A	St. John's (NY)	3 2
16 H	Creighton	3 1				78 H	Seton Hall	3 0	128 H	St. John's (NY)	3 0
24 A	Arizona	0 3				91 N	Morehead St.	3 1	137 A	Villanova	3 0
						100 H	Illinois St.	3 2	137 H	Villanova	3 0
									141 H	Green Bay	3 0
									143 H	IPFW	3 0
									152 N	Utah Valley	3 0
									158 A	DePaul	3 1
									158 H	DePaul	3 0
									169 A	Georgetown	3 0
									169 H	Georgetown	3 0
									176 N	Tennessee	3 0
									184 N	Eastern Ky.	3 0
									263 A	Cincinnati	3 0
									292 H	UT Martin	3 0
									296 H	Wright St.	3 0
			LAST 10 GAMES								
	10 A	Marquette	1 3				137 A	Villanova	3 0		
	158 A	DePaul	3 1				158 H	DePaul	3 0		
	137 H	Villanova	3 0				10 H	Marquette	1 3		
	169 H	Georgetown	3 0				128 A	St. John's (NY)	3 2		
	169 A	Georgetown	3 0				78 A	Seton Hall	3 1		

Non-Div. I Games: Marian (IN) 3 0

Butler

Y
a
l
e

Yale				Through Games Of Through Matches of Nov. 24, 2013								
Average RPI Win: 200		WON-LOST RECORD	WINNING PCT. RANK	LAST 10 GAMES	STRENGTH OF SCHEDULE	OPP. STRENGTH OF SCHEDULE	TEAM RPI	ADJ RPI	CONF. RPI	ADJ CONF. RPI		
Average RPI Loss: 45												
DIV. I ONLY		19- 4	.82609	19	9- 1	109	114	40	.60292	43	18	18
DIV. I NON-CONF.		6- 3	.66667	85	0- 0	25	8	31	.6247	33	19	20
<hr/>												
TOTALS		RPI 1-25	RPI 26-50		W-L RECORDS	RPI 51-100		RPI 101-150		RPI 150+		
19- 4	0- 3		1- 0		OVERALL	1- 0		1- 0		16- 1		
9- 1	0- 1		1- 0		HOME	1- 0		0- 0		7- 0		
6- 2	0- 0		0- 0		AWAY	0- 0		0- 0		6- 1		
4- 1	0- 1		0- 0		NEUTRAL	0- 0		1- 0		3- 0		
<hr/>												
6- 3	0- 3		1- 0		NON-CONFERENCE	1- 0		1- 0		3- 0		
2- 1	0- 1		1- 0		HOME	1- 0		0- 0		0- 0		
0- 1	0- 1		0- 0		AWAY	0- 0		0- 0		0- 0		
4- 1	0- 1		0- 0		NEUTRAL	0- 0		1- 0		3- 0		
<hr/>												
13- 1	0- 0		0- 0		CONFERENCE	0- 0		0- 0		13- 1		
7- 0	0- 0		0- 0		HOME	0- 0		0- 0		7- 0		
6- 1	0- 0		0- 0		AWAY	0- 0		0- 0		6- 1		
0- 0	0- 0		0- 0		NEUTRAL	0- 0		0- 0		0- 0		
<hr/>												
RPI S	Opponent	Score	RPI S	Opponent	Score	RPI S	Opponent	Score	RPI S	Opponent	Score	
2 A	Penn St.	0 3	50 H	Colgate	3 0	78 H	Seton Hall	3 2	101 N	Army	3 1	
5 H	Missouri	1 3							165 A	Harvard	2 3	
7 N	Stanford	0 3							165 H	Harvard	3 0	
									168 A	Penn	3 0	
									168 H	Penn	3 1	
									184 N	Eastern Ky.	3 1	
									221 A	Brown	3 0	
									221 H	Brown	3 0	
									224 N	Air Force	3 0	
									228 A	Cornell	3 0	
									228 H	Cornell	3 0	
									237 N	Albany (NY)	3 0	
									239 A	Dartmouth	3 1	
									239 H	Dartmouth	3 0	
									247 A	Princeton	3 1	
									247 H	Princeton	3 1	
									276 A	Columbia	3 1	
									276 H	Columbia	3 0	
<hr/>												
					LAST 10 GAMES							
					168 A Penn	3 0	239 A Dartmouth	3 1				
					247 A Princeton	3 1	221 A Brown	3 0				
					228 H Cornell	3 0	276 A Columbia	3 1				
					276 H Columbia	3 0	228 A Cornell	3 0				
					165 A Harvard	2 3	247 H Princeton	3 1				

Y
a
l
e

Non-Div. I Games:

Yale

[illegible]

Non-Div. I Games:

American

RPI	S	Opponent	Score	
323	N	La Salle	3	0

American

A
m
e
r
i
c
a
n

A
m
e
r
i
c
a
n

Average RPI Win:		204	WON-LOST RECORD		WINNING PCT. RANK		LAST 10 GAMES		STRENGTH OF SCHEDULE		OPP. STRENGTH OF SCHEDULE		TEAM RPI		ADJ RPI		CONF. RPI		ADJ CONF. RPI					
DIV. I ONLY			27- 3		.9		8		10- 0		150		170		41		.60134		45		20		20	
DIV. I NON-CONF.			8- 3		.72727		65		0- 0		147		134		79		.56481		78		22		22	
TOTALS		RPI 1-25		RPI 26-50				W-L RECORDS				RPI 51-100				RPI 101-150				RPI 150+				
27- 3		1- 3		0- 0				OVERALL				5- 0				2- 0				19- 0				
12- 0		0- 0		0- 0				HOME				2- 0				1- 0				9- 0				
11- 1		0- 0		0- 0				AWAY				2- 0				1- 0				8- 0				
4- 2		1- 2		0- 0				NEUTRAL				1- 0				0- 0				2- 0				
8- 3		1- 3		0- 0				NON-CONFERENCE				0- 0				0- 0				7- 0				
5- 0		0- 0		0- 0				HOME				0- 0				0- 0				5- 0				
1- 1		0- 1		0- 0				AWAY				0- 0				0- 0				1- 0				
2- 2		1- 2		0- 0				NEUTRAL				0- 0				0- 0				1- 0				
19- 0		0- 0		0- 0				CONFERENCE				5- 0				2- 0				12- 0				
7- 0		0- 0		0- 0				HOME				2- 0				1- 0				4- 0				
10- 0		0- 0		0- 0				AWAY				2- 0				1- 0				7- 0				
2- 0		0- 0		0- 0				NEUTRAL				1- 0				0- 0				1- 0				
RPI	S	Opponent		Score		RPI	S	Opponent		Score		RPI	S	Opponent		Score		RPI	S	Opponent		Score		
2	N	Penn St.		0	3							95	A	Oral Roberts		3	1	127	A	A&M-Corpus Christi		3	1	
10	N	Marquette		2	3							95	H	Oral Roberts		3	1	127	H	A&M-Corpus Christi		3	1	
12	N	Kansas		3	1							97	A	Northwestern St.		3	1	163	A	Sam Houston St.		3	1	
24	A	Arizona		1	3							97	H	Northwestern St.		3	1	164	A	FGCU		3	1	
												97	N	Northwestern St.		3	2	185	A	Stephen F. Austin		3	0	
																		185	H	Stephen F. Austin		3	0	
																		185	N	Stephen F. Austin		3	0	
																		202	H	Houston Baptist		3	1	
																		249	A	Lamar		3	0	
																		262	N	Morgan St.		3	0	
																		265	A	Southeastern La.		3	0	
																		265	H	Southeastern La.		3	0	
																		268	A	McNeese St.		3	0	
																		274	H	Tex.-Pan American		3	0	
																		279	H	Louisiana Tech		3	0	
																		287	H	La.-Monroe		3	0	
																		295	A	Nicholls St.		3	0	
																		297	A	New Orleans		3	0	
																		297	H	New Orleans		3	0	
																		309	H	Jackson St.		3	1	
																		319	H	Ark.-Pine Bluff		3	0	
LAST 10 GAMES																								
						97	N	Northwestern St.		3	2	97	A	Northwestern St.		3	1							
						127	A	A&M-Corpus Christi		3	1	95	A	Oral Roberts		3	1							
						185	N	Stephen F. Austin		3	0	163	A	Sam Houston St.		3	1							
						265	H	Southeastern La.		3	0	249	A	Lamar		3	0							
						297	H	New Orleans		3	0	185	A	Stephen F. Austin		3	0							

Non-Div. I Games: Incarnate Word 3 0 Abilene Christian 3 0

Central Ark.

Average RPI Win:		163	WON-LOST RECORD		WINNING PCT. RANK		LAST 10 GAMES		STRENGTH OF SCHEDULE		OPP. STRENGTH OF SCHEDULE		TEAM RPI		ADJ RPI		CONF. RPI		ADJ CONF. RPI																
Average RPI Loss:		57																																	
DIV. I ONLY			26- 6		.8125		24		8- 2		115		92		44		.6001		46		12		13												
DIV. I NON-CONF.			11- 3		.78571		46		0- 0		80		34		40		.61347		39		11		12												
TOTALS		RPI 1-25		RPI 26-50		W-L RECORDS		RPI 51-100		RPI 101-150		RPI 150+																							
26- 6		0- 2		1- 1		OVERALL		8- 2		2- 1		15- 0																							
10- 3		0- 2		1- 0		HOME		2- 1		2- 0		5- 0																							
10- 2		0- 0		0- 0		AWAY		2- 1		0- 1		8- 0																							
6- 1		0- 0		0- 1		NEUTRAL		4- 0		0- 0		2- 0																							
11- 3		0- 2		1- 1		NON-CONFERENCE		4- 0		1- 0		5- 0																							
2- 2		0- 2		1- 0		HOME		0- 0		1- 0		0- 0																							
3- 0		0- 0		0- 0		AWAY		0- 0		0- 0		3- 0																							
6- 1		0- 0		0- 1		NEUTRAL		4- 0		0- 0		2- 0																							
15- 3		0- 0		0- 0		CONFERENCE		4- 2		1- 1		10- 0																							
8- 1		0- 0		0- 0		HOME		2- 1		1- 0		5- 0																							
7- 2		0- 0		0- 0		AWAY		2- 1		0- 1		5- 0																							
0- 0		0- 0		0- 0		NEUTRAL		0- 0		0- 0		0- 0																							
RPI	S	Opponent		Score		RPI	S	Opponent		Score		RPI	S	Opponent		Score		RPI	S	Opponent		Score													
11	H	Hawaii		0	3	36	H	Louisville		3	2	55	A	UNI		3	1	110	A	Southern Ill.		2	3												
16	H	Creighton		2	3	48	N	Arizona St.		0	3	55	H	UNI		0	3	110	H	Southern Ill.		3	0												
												64 N VCU						3	0	131 H South Dakota						3	0								
												69 A Missouri St.						3	1	152 A Utah Valley						3	0								
												69 H Missouri St.						3	0	172 A Loyola Chicago						3	1								
												76 N Utah St.						3	2	172 H Loyola Chicago						3	0								
												77 N East Tenn. St.						3	0	176 A Tennessee						3	0								
												82 N Fresno St.						3	1	208 N Austin Peay						3	0								
												100 A Illinois St.						1	3	219 N North Dakota St.						3	0								
												100 H Illinois St.						3	1	220 A Bradley						3	1								
																				220 H Bradley						3	0								
																				240 A Indiana St.						3	0								
																				240 H Indiana St.						3	0								
																				243 A Evansville						3	0								
																				243 H Evansville						3	0								
																				270 A Portland						3	0								
																				301 A Drake						3	0								
																				301 H Drake						3	0								
						LAST 10 GAMES																													
						69 A Missouri St.						3	1	110 A Southern Ill.						2	3														
						220 A Bradley						3	1	243 A Evansville						3	0														
						172 A Loyola Chicago						3	1	55 H UNI						0	3														
						100 H Illinois St.						3	1	301 H Drake						3	0														
						240 H Indiana St.						3	0	172 H Loyola Chicago						3	0														

Non-Div. I Games:

Wichita St.

Average RPI Win:		129	WON-LOST RECORD		WINNING PCT. RANK		LAST 10 GAMES		STRENGTH OF SCHEDULE		OPP. STRENGTH OF SCHEDULE		TEAM RPI		ADJ RPI		CONF. RPI		ADJ CONF. RPI				
DIV. I ONLY			18- 12		.6 106		5- 5		36		20		51		.59708 48		1		1				
DIV. I NON-CONF.			11- 1		.91667 13		0- 0		122		111		34		.62288 35		2		2				
TOTALS		RPI 1-25		RPI 26-50				W-L RECORDS				RPI 51-100				RPI 101-150				RPI 150+			
18- 12		3- 7		2- 3				OVERALL				2- 2				3- 0				8- 0			
7- 5		1- 3		0- 2				HOME				2- 0				1- 0				3- 0			
5- 7		1- 4		1- 1				AWAY				0- 2				1- 0				2- 0			
6- 0		1- 0		1- 0				NEUTRAL				0- 0				1- 0				3- 0			
11- 1		1- 1		1- 0				NON-CONFERENCE				0- 0				1- 0				8- 0			
3- 0		0- 0		0- 0				HOME				0- 0				0- 0				3- 0			
2- 1		0- 1		0- 0				AWAY				0- 0				0- 0				2- 0			
6- 0		1- 0		1- 0				NEUTRAL				0- 0				1- 0				3- 0			
7- 11		2- 6		1- 3				CONFERENCE				2- 2				2- 0				0- 0			
4- 5		1- 3		0- 2				HOME				2- 0				1- 0				0- 0			
3- 6		1- 3		1- 1				AWAY				0- 2				1- 0				0- 0			
0- 0		0- 0		0- 0				NEUTRAL				0- 0				0- 0				0- 0			
RPI	S	Opponent		Score		RPI	S	Opponent		Score		RPI	S	Opponent		Score		RPI	S	Opponent		Score	
1	N	Texas		3	0	26	A	Utah		2	3	54	A	Colorado		1	3	133	N	UNLV		3	0
3	A	Washington		0	3	26	H	Utah		1	3	54	H	Colorado		3	0	136	A	Oregon St.		3	1
3	H	Washington		1	3	42	A	UCLA		3	2	65	A	Washington St.		2	3	136	H	Oregon St.		3	0
6	A	Southern California		0	3	42	H	UCLA		0	3	65	H	Washington St.		3	0	152	A	Utah Valley		3	0
6	H	Southern California		0	3	46	N	Wichita St.		3	0							154	A	Gonzaga		3	0
7	A	Stanford		0	3													162	H	Cal Poly		3	0
17	A	Illinois		2	3													192	N	Youngstown St.		3	0
24	H	Arizona		3	0													215	N	Seattle		3	0
25	A	Oregon		3	1													219	N	North Dakota St.		3	0
25	H	Oregon		1	3													278	H	Alabama St.		3	0
																		287	H	La.-Monroe		3	0
LAST 10 GAMES																							
		6 A Southern California		0	3			65 H Washington St.		3	0												
		42 A UCLA		3	2			136 A Oregon St.		3	1												
		26 H Utah		1	3			25 A Oregon		3	1												
		54 H Colorado		3	0			54 A Colorado		1	3												
		3 H Washington		1	3			26 A Utah		2	3												

Non-Div. I Games:

Arizona St.

Average RPI Win:	111	WON-LOST RECORD	WINNING PCT. RANK	LAST 10 GAMES	STRENGTH OF SCHEDULE	OPP. STRENGTH OF SCHEDULE	TEAM RPI	ADJ RPI	CONF. RPI	ADJ CONF. RPI		
DIV. I ONLY		17- 13	.56667	129	3- 7	27	15	50	.59627	49	2	2
DIV. I NON-CONF.		12- 0	1	1	0- 0	55	94	8	.67544	9	1	1
<hr/>												
TOTALS	RPI 1-25	RPI 26-50		W-L RECORDS		RPI 51-100		RPI 101-150		RPI 150+		
17- 13	1- 8	2- 4		OVERALL		4- 1		6- 0		4- 0		
7- 5	0- 4	2- 1		HOME		2- 0		2- 0		1- 0		
4- 8	1- 4	0- 3		AWAY		1- 1		2- 0		0- 0		
6- 0	0- 0	0- 0		NEUTRAL		1- 0		2- 0		3- 0		
12- 0	1- 0	0- 0		NON-CONFERENCE		3- 0		4- 0		4- 0		
3- 0	0- 0	0- 0		HOME		1- 0		1- 0		1- 0		
3- 0	1- 0	0- 0		AWAY		1- 0		1- 0		0- 0		
6- 0	0- 0	0- 0		NEUTRAL		1- 0		2- 0		3- 0		
5- 13	0- 8	2- 4		CONFERENCE		1- 1		2- 0		0- 0		
4- 5	0- 4	2- 1		HOME		1- 0		1- 0		0- 0		
1- 8	0- 4	0- 3		AWAY		0- 1		1- 0		0- 0		
0- 0	0- 0	0- 0		NEUTRAL		0- 0		0- 0		0- 0		
RPI	S	Opponent	Score	RPI	S	Opponent	Score	RPI	S	Opponent	Score	
2	A	Penn St.	0 3	27	A	Michigan St.	0 3	53	H	Xavier	3 1	
8	H	Nebraska	1 3	27	H	Michigan St.	0 3	57	A	Northwestern	1 3	
13	A	Minnesota	0 3	28	A	Michigan	2 3	57	H	Northwestern	3 0	
13	H	Minnesota	0 3	28	H	Michigan	3 1	60	N	Western Ky.	3 2	
14	A	Wisconsin	1 3	29	A	Purdue	0 3	75	A	Northern Ill.	3 2	
14	H	Wisconsin	2 3	29	H	Purdue	3 1					
17	A	Illinois	1 3									
17	H	Illinois	1 3									
19	A	Florida St.	3 1									

Non-Div. I Games:

Ohio St.

[illegible]

Non-Div. I Games:

Colgate

Average RPI Win:	121	WON-LOST RECORD	WINNING PCT. RANK	LAST 10 GAMES	STRENGTH OF SCHEDULE	OPP. STRENGTH OF SCHEDULE	TEAM RPI	ADJ RPI	CONF. RPI	ADJ CONF. RPI	
DIV. I ONLY		17- 11	.60714	100	41	44	59	.59288	51	6	6
DIV. I NON-CONF.		7- 3	.7	75	66	33	50	.60441	47	6	6
<hr/>											
TOTALS	RPI 1-25	RPI 26-50		W-L RECORDS	RPI 51-100		RPI 101-150		RPI 150+		
17- 11	2- 4	1- 2		OVERALL	4- 4		5- 1		5- 0		
7- 3	1- 2	1- 1		HOME	3- 0		2- 0		0- 0		
7- 7	1- 2	0- 0		AWAY	0- 4		3- 1		3- 0		
3- 1	0- 0	0- 1		NEUTRAL	1- 0		0- 0		2- 0		
<hr/>											
7- 3	1- 0	1- 2		NON-CONFERENCE	1- 1		2- 0		2- 0		
1- 1	0- 0	1- 1		HOME	0- 0		0- 0		0- 0		
3- 1	1- 0	0- 0		AWAY	0- 1		2- 0		0- 0		
3- 1	0- 0	0- 1		NEUTRAL	1- 0		0- 0		2- 0		
<hr/>											
10- 8	1- 4	0- 0		CONFERENCE	3- 3		3- 1		3- 0		
6- 2	1- 2	0- 0		HOME	3- 0		2- 0		0- 0		
4- 6	0- 2	0- 0		AWAY	0- 3		1- 1		3- 0		
0- 0	0- 0	0- 0		NEUTRAL	0- 0		0- 0		0- 0		
<hr/>											
RPI S	Opponent	Score	RPI S	Opponent	Score	RPI S	Opponent	Score	RPI S	Opponent	Score
18 A	Duke	0 3	34 H	LSU	2 3	52 H	North Carolina St.	3 0	108 A	Wake Forest	1 3
18 H	Duke	0 3	34 H	LSU	3 2	61 A	St. Mary's (CA)	0 3	108 H	Wake Forest	3 0
19 A	Florida St.	1 3	39 N	Tulsa	0 3	62 A	Virginia Tech	1 3	113 A	Clemson	3 1
19 H	Florida St.	1 3				67 A	Virginia	1 3	118 A	San Francisco	3 0
21 H	North Carolina	3 2				85 N	Long Beach St.	3 2	121 H	Maryland	3 0
23 A	Oklahoma	3 0				88 H	Pittsburgh	3 0	134 A	South Fla.	3 1
						99 A	Notre Dame	1 3	160 A	Georgia Tech	3 1
						99 H	Notre Dame	3 0	170 A	Syracuse	3 1
									208 N	Austin Peay	3 1
									225 A	Boston College	3 2
									293 N	Neb. Omaha	3 0
<hr/>											
			LAST 10 GAMES								
108 H Wake Forest			3 0			62 A Virginia Tech			1 3		
18 H Duke			0 3			21 H North Carolina			3 2		
99 H Notre Dame			3 0			52 H North Carolina St.			3 0		
19 H Florida St.			1 3			18 A Duke			0 3		
67 A Virginia			1 3			108 A Wake Forest			1 3		

Non-Div. I Games:

Miami (FL)

Average RPI Win:	153	WON-LOST RECORD	WINNING PCT. RANK	LAST 10 GAMES	STRENGTH OF SCHEDULE	OPP. STRENGTH OF SCHEDULE	TEAM RPI	ADJ RPI	CONF. RPI	ADJ CONF. RPI		
DIV. I ONLY		20- 10	.66667	63	5- 5	42	65	49	.59206	52	6	6
DIV. I NON-CONF.		9- 3	.75	57	0- 0	77	129	54	.59184	55	6	6
<hr/>												
TOTALS	RPI 1-25	RPI 26-50		W-L RECORDS		RPI 51-100		RPI 101-150		RPI 150+		
20- 10	1- 5	0- 1		OVERALL		5- 4		4- 0		10- 0		
12- 4	1- 2	0- 1		HOME		4- 1		3- 0		4- 0		
5- 5	0- 2	0- 0		AWAY		1- 3		1- 0		3- 0		
3- 1	0- 1	0- 0		NEUTRAL		0- 0		0- 0		3- 0		
<hr/>												
9- 3	0- 2	0- 1		NON-CONFERENCE		1- 0		1- 0		7- 0		
4- 2	0- 1	0- 1		HOME		1- 0		0- 0		3- 0		
2- 0	0- 0	0- 0		AWAY		0- 0		1- 0		1- 0		
3- 1	0- 1	0- 0		NEUTRAL		0- 0		0- 0		3- 0		
<hr/>												
11- 7	1- 3	0- 0		CONFERENCE		4- 4		3- 0		3- 0		
8- 2	1- 1	0- 0		HOME		3- 1		3- 0		1- 0		
3- 5	0- 2	0- 0		AWAY		1- 3		0- 0		2- 0		
0- 0	0- 0	0- 0		NEUTRAL		0- 0		0- 0		0- 0		
<hr/>												
RPI S	Opponent	Score		RPI S	Opponent	Score		RPI S	Opponent	Score		
5 N	Missouri	0	3	50 H	Colgate	2	3	51 A	Miami (FL)	0	3	
14 H	Wisconsin	1	3					62 A	Virginia Tech	0	3	
18 H	Duke	3	1					62 H	Virginia Tech	0	3	
19 A	Florida St.	0	3					64 H	VCU	3	1	
21 A	North Carolina	0	3					67 A	Virginia	3	0	
21 H	North Carolina	0	3					67 H	Virginia	3	2	
								88 A	Pittsburgh	0	3	
								88 H	Pittsburgh	3	2	
								99 H	Notre Dame	3	1	

Non-Div. I Games:

North Carolina St.

Average RPI Win:	114	WON-LOST RECORD	WINNING PCT. RANK	LAST 10 GAMES	STRENGTH OF SCHEDULE	OPP. STRENGTH OF SCHEDULE	TEAM RPI	ADJ RPI	CONF. RPI	ADJ CONF. RPI									
DIV. I ONLY		16- 12	.57143	126	4- 6	35	23	56	.59138	54	1	1							
DIV. I NON-CONF.		8- 2	.8	42	0- 0	127	141	58	.58793	59	2	2							
<hr/>																			
TOTALS	RPI 1-25	RPI 26-50		W-L RECORDS		RPI 51-100		RPI 101-150		RPI 150+									
16- 12	2- 6	2- 4		OVERALL		5- 1		2- 1		5- 0									
7- 4	2- 2	2- 1		HOME		2- 1		1- 0		0- 0									
4- 8	0- 4	0- 3		AWAY		2- 0		1- 1		1- 0									
5- 0	0- 0	0- 0		NEUTRAL		1- 0		0- 0		4- 0									
8- 2	0- 0	0- 0		NON-CONFERENCE		3- 1		0- 1		5- 0									
1- 1	0- 0	0- 0		HOME		1- 1		0- 0		0- 0									
2- 1	0- 0	0- 0		AWAY		1- 0		0- 1		1- 0									
5- 0	0- 0	0- 0		NEUTRAL		1- 0		0- 0		4- 0									
8- 10	2- 6	2- 4		CONFERENCE		2- 0		2- 0		0- 0									
6- 3	2- 2	2- 1		HOME		1- 0		1- 0		0- 0									
2- 7	0- 4	0- 3		AWAY		1- 0		1- 0		0- 0									
0- 0	0- 0	0- 0		NEUTRAL		0- 0		0- 0		0- 0									
RPI	S	Opponent	Score		RPI	S	Opponent	Score		RPI	S	Opponent	Score						
3	A	Washington	0	3	26	A	Utah	2	3	61	H	St. Mary's (CA)	1	3	136	A	Oregon St.	3	0
3	H	Washington	3	1	30	A	California	0	3	61	H	St. Mary's (CA)	3	1	136	H	Oregon St.	3	0
7	A	Stanford	0	3	30	H	California	1	3	65	A	Washington St.	3	2	147	A	Wyoming	2	3
7	H	Stanford	0	3	42	H	UCLA	3	2	65	H	Washington St.	3	1	153	N	Appalachian St.	3	2
24	A	Arizona	0	3	48	A	Arizona St.	0	3	90	A	Baylor	3	0	170	A	Syracuse	3	0
24	H	Arizona	3	0	48	H	Arizona St.	3	1	97	N	Northwestern St.	3	0	179	N	Oakland	3	0
25	A	Oregon	0	3											266	N	Stony Brook	3	0
25	H	Oregon	1	3											284	N	Rutgers	3	1
					LAST 10 GAMES														
					25	H	Oregon	1	3	7	H	Stanford	0	3					
					136	H	Oregon St.	3	0	3	A	Washington	0	3					
					24	A	Arizona	0	3	65	A	Washington St.	3	2					
					48	A	Arizona St.	0	3	48	H	Arizona St.	3	1					
					30	H	California	1	3	24	H	Arizona	3	0					

Non-Div. I Games:

Colorado

UNI				Through Games Of Through Matches of Nov. 24, 2013												
Average RPI Win:		173	WON-LOST	WINNING	LAST 10	STRENGTH OF		OPP. STRENGTH	TEAM	ADJ		CONF.	ADJ CONF.			
Average RPI Loss:		58	RECORD	PCT. RANK	GAMES	SCHEDULE		OF SCHEDULE	RPI	RPI		RPI	RPI			
DIV. I ONLY			23- 7	.76667	32	9- 1		116	95	55	.58979	55	12	13		
DIV. I NON-CONF.			8- 4	.66667	85	0- 0		85	28	66	.58243	64	11	12		
TOTALS		RPI 1-25		RPI 26-50		W-L RECORDS		RPI 51-100		RPI 101-150		RPI 150+				
23- 7		0- 2		2- 2		OVERALL		5- 1		2- 2		14- 0				
10- 3		0- 1		0- 1		HOME		2- 0		2- 1		6- 0				
11- 2		0- 0		1- 1		AWAY		3- 0		0- 1		7- 0				
2- 2		0- 1		1- 0		NEUTRAL		0- 1		0- 0		1- 0				
8- 4		0- 2		1- 1		NON-CONFERENCE		1- 1		2- 0		4- 0				
3- 1		0- 1		0- 0		HOME		0- 0		2- 0		1- 0				
3- 1		0- 0		0- 1		AWAY		1- 0		0- 0		2- 0				
2- 2		0- 1		1- 0		NEUTRAL		0- 1		0- 0		1- 0				
15- 3		0- 0		1- 1		CONFERENCE		4- 0		0- 2		10- 0				
7- 2		0- 0		0- 1		HOME		2- 0		0- 1		5- 0				
8- 1		0- 0		1- 0		AWAY		2- 0		0- 1		5- 0				
0- 0		0- 0		0- 0		NEUTRAL		0- 0		0- 0		0- 0				
RPI S	Opponent		Score		RPI S	Opponent		Score		RPI S	Opponent		Score			
14 N	Wisconsin		2	3	26 A	Utah		1	3	69 A	Missouri St.		3	1		
22 H	Iowa St.		2	3	36 N	Louisville		3	0	69 H	Missouri St.		3	2		
					46 A	Wichita St.		3	0	75 A	Northern Ill.		3	0		
					46 H	Wichita St.		1	3	76 N	Utah St.		1	3		
										100 A	Illinois St.		3	1		
										100 H	Illinois St.		3	1		
												110 A	Southern Ill.		1	3
												110 H	Southern Ill.		1	3
												141 H	Green Bay		3	0
												141 H	Green Bay		3	1
												156 N	Fairfield		3	0
												172 A	Loyola Chicago		3	1
												172 H	Loyola Chicago		3	2
												199 A	Saint Louis		3	2
												219 A	North Dakota St.		3	0
												220 A	Bradley		3	0
												220 H	Bradley		3	2
												240 A	Indiana St.		3	1
												240 H	Indiana St.		3	1
												243 A	Evansville		3	0
												243 H	Evansville		3	0
												275 H	South Dakota St.		3	1
												301 A	Drake		3	0
												301 H	Drake		3	0
LAST 10 GAMES																
						172 H	Loyola Chicago		3	2		110 H	Southern Ill.		1	3
						220 H	Bradley		3	2		301 A	Drake		3	0
						240 A	Indiana St.		3	1		46 A	Wichita St.		3	0
						100 A	Illinois St.		3	1		69 A	Missouri St.		3	1
						243 H	Evansville		3	0		240 H	Indiana St.		3	1

Non-Div. I Games:

UNI

Average RPI Win:	199	WON-LOST RECORD	WINNING PCT. RANK	LAST 10 GAMES	STRENGTH OF SCHEDULE	OPP. STRENGTH OF SCHEDULE	TEAM RPI	ADJ RPI	CONF. RPI	ADJ CONF. RPI		
Average RPI Loss:	81											
DIV. I ONLY		28- 4	.875	12	8- 2	158	223	53	.58971	56	11	11
DIV. I NON-CONF.		14- 1	.93333	9	0- 0	253	304	81	.5581	84	12	11
<hr/>												
TOTALS	RPI 1-25	RPI 26-50		W-L RECORDS		RPI 51-100		RPI 101-150		RPI 150+		
28- 4	0- 0	2- 2		OVERALL		1- 0		5- 2		20- 0		
12- 2	0- 0	0- 1		HOME		1- 0		0- 1		11- 0		
11- 1	0- 0	1- 0		AWAY		0- 0		3- 1		7- 0		
5- 1	0- 0	1- 1		NEUTRAL		0- 0		2- 0		2- 0		
<hr/>												
14- 1	0- 0	0- 0		NON-CONFERENCE		0- 0		1- 1		13- 0		
6- 1	0- 0	0- 0		HOME		0- 0		0- 1		6- 0		
5- 0	0- 0	0- 0		AWAY		0- 0		0- 0		5- 0		
3- 0	0- 0	0- 0		NEUTRAL		0- 0		1- 0		2- 0		
<hr/>												
14- 3	0- 0	2- 2		CONFERENCE		1- 0		4- 1		7- 0		
6- 1	0- 0	0- 1		HOME		1- 0		0- 0		5- 0		
6- 1	0- 0	1- 0		AWAY		0- 0		3- 1		2- 0		
2- 1	0- 0	1- 1		NEUTRAL		0- 0		1- 0		0- 0		
<hr/>												
RPI S	Opponent	Score	RPI S	Opponent	Score	RPI S	Opponent	Score	RPI S	Opponent	Score	
			39 A	Tulsa	3 0	86 H	Middle Tenn.	3 1	103 N	Toledo	3 1	
			39 N	Tulsa	3 1				106 H	North Dakota	1 3	
			47 H	UTSA	1 3				120 A	UAB	3 1	
			47 N	UTSA	1 3				120 N	UAB	3 1	
									124 A	North Texas	1 3	
									125 A	Marshall	3 0	
									149 A	Rice	3 1	
									151 H	UTEP	3 1	
									159 A	Radford	3 1	
									159 A	Radford	3 1	
									178 H	FIU	3 0	
									180 H	Southern Miss.	3 1	
									192 A	Youngstown St.	3 1	
									193 H	Fla. Atlantic	3 0	
									216 H	Florida A&M	3 0	
									233 A	East Carolina	3 1	
									249 H	Lamar	3 0	
									251 A	Charlotte	3 0	
									256 H	Texas Southern	3 0	
									265 A	Southeastern La.	3 1	
									279 H	Louisiana Tech	3 0	
			LAST 10 GAMES						283 H	Rider	3 0	
			47 N	UTSA	1 3	149 A	Rice	3 1	295 H	Nicholls St.	3 2	
			39 N	Tulsa	3 1	39 A	Tulsa	3 0	297 A	New Orleans	3 0	
			120 N	UAB	3 1	124 A	North Texas	1 3	302 N	Saint Francis (PA)	3 0	
			86 H	Middle Tenn.	3 1	120 A	UAB	3 1	322 H	Mississippi Val.	3 0	
			279 H	Louisiana Tech	3 0	193 H	Fla. Atlantic	3 0	331 N	Savannah St.	3 0	

Non-Div. I Games:

Tulane

Northwestern

Through Games Of Through Matches of Nov. 24, 2013

Average RPI Win:	111	WON-LOST RECORD		WINNING PCT. RANK		LAST 10 GAMES		STRENGTH OF SCHEDULE		OPP. STRENGTH OF SCHEDULE		TEAM RPI		ADJ RPI		CONF. RPI		ADJ CONF. RPI					
DIV. I ONLY		16- 14		.53333	151	4- 6		28		17		61		.58845	57	2		2					
DIV. I NON-CONF.		8- 4		.66667	85	0- 0		54		56		55		.59391	53	1		1					
<hr/>																							
TOTALS		RPI 1-25		RPI 26-50		W-L RECORDS		RPI 51-100		RPI 101-150		RPI 150+											
16- 14		1- 8		3- 5		OVERALL		2- 1		7- 0		3- 0											
11- 4		1- 2		2- 2		HOME		0- 0		5- 0		3- 0											
3- 8		0- 4		1- 3		AWAY		0- 1		2- 0		0- 0											
2- 2		0- 2		0- 0		NEUTRAL		2- 0		0- 0		0- 0											
8- 4		0- 3		0- 0		NON-CONFERENCE		2- 1		3- 0		3- 0											
6- 0		0- 0		0- 0		HOME		0- 0		3- 0		3- 0											
0- 2		0- 1		0- 0		AWAY		0- 1		0- 0		0- 0											
2- 2		0- 2		0- 0		NEUTRAL		2- 0		0- 0		0- 0											
8- 10		1- 5		3- 5		CONFERENCE		0- 0		4- 0		0- 0											
5- 4		1- 2		2- 2		HOME		0- 0		2- 0		0- 0											
3- 6		0- 3		1- 3		AWAY		0- 0		2- 0		0- 0											
0- 0		0- 0		0- 0		NEUTRAL		0- 0		0- 0		0- 0											
RPI	S	Opponent		Score		RPI	S	Opponent		Score		RPI	S	Opponent		Score							
2	A	Penn St.		1	3	27	A	Michigan St.		0	3	79	N	Milwaukee		3	2	109	H	IUPUI	3	0	
2	H	Penn St.		0	3	27	H	Michigan St.		1	3	84	N	Portland St.		3	0	117	A	Iowa	3	1	
8	A	Nebraska		2	3	28	A	Michigan		1	3	93	A	Western Mich.		2	3	117	H	Iowa	3	0	
8	H	Nebraska		1	3	28	H	Michigan		1	3							119	A	Indiana	3	2	
11	A	Hawaii		0	3	29	A	Purdue		3	2							119	H	Indiana	3	2	
13	A	Minnesota		1	3	29	H	Purdue		3	1							134	H	South Fla.	3	2	
17	H	Illinois		3	2	49	A	Ohio St.		0	3							146	H	Boise St.	3	0	
23	N	Oklahoma		1	3	49	H	Ohio St.		3	1							167	H	Miami (OH)	3	0	
24	N	Arizona		1	3													177	H	Belmont	3	1	
																		276	H	Columbia	3	0	
<hr/>																							
LAST 10 GAMES																							
49 A Ohio St.										0	3	27 H Michigan St.										1	3
2 A Penn St.										1	3	8 A Nebraska										2	3
119 H Indiana										3	2	117 A Iowa										3	1
29 H Purdue										3	1	13 A Minnesota										1	3
28 H Michigan										1	3	17 H Illinois										3	2

Non-Div. I Games:

Northwestern

Average RPI Win:	124	WON-LOST RECORD	WINNING PCT. RANK	LAST 10 GAMES	STRENGTH OF SCHEDULE	OPP. STRENGTH OF SCHEDULE	TEAM RPI	ADJ RPI	CONF. RPI	ADJ CONF. RPI	
DIV. I ONLY		17- 10	.62963 86	4- 6	55	31	58	.58809 58	3	3	
DIV. I NON-CONF.		12- 1	.92308 10	0- 0	140	65	33	.62582 31	4	4	
<hr/>											
TOTALS	RPI 1-25	RPI 26-50		W-L RECORDS	RPI 51-100		RPI 101-150		RPI 150+		
17- 10	1- 6	3- 0		OVERALL	4- 2		2- 1		7- 1		
9- 2	1- 2	1- 0		HOME	3- 0		1- 0		3- 0		
4- 7	0- 4	2- 0		AWAY	1- 2		1- 0		0- 1		
4- 1	0- 0	0- 0		NEUTRAL	0- 0		0- 1		4- 0		
12- 1	0- 0	3- 0		NON-CONFERENCE	1- 0		2- 1		6- 0		
4- 0	0- 0	1- 0		HOME	0- 0		1- 0		2- 0		
4- 0	0- 0	2- 0		AWAY	1- 0		1- 0		0- 0		
4- 1	0- 0	0- 0		NEUTRAL	0- 0		0- 1		4- 0		
5- 9	1- 6	0- 0		CONFERENCE	3- 2		0- 0		1- 1		
5- 2	1- 2	0- 0		HOME	3- 0		0- 0		1- 0		
0- 7	0- 4	0- 0		AWAY	0- 2		0- 0		0- 1		
0- 0	0- 0	0- 0		NEUTRAL	0- 0		0- 0		0- 0		
<hr/>											
RPI S	Opponent	Score	RPI S	Opponent	Score	RPI S	Opponent	Score	RPI S	Opponent	Score
1 A	Texas	0 3	30 A	California	3 2	69 A	Missouri St.	3 0	110 H	Southern Ill.	3 0
1 H	Texas	0 3	37 A	Arkansas	3 0	74 A	West Virginia	1 3	130 N	Santa Clara	0 3
12 A	Kansas	1 3	39 H	Tulsa	3 1	74 H	West Virginia	3 0	133 A	UNLV	3 2
12 H	Kansas	0 3				83 H	TCU	3 2	162 N	Cal Poly	3 1
22 A	Iowa St.	0 3				90 A	Baylor	1 3	173 H	Southeast Mo. St.	3 0
23 A	Oklahoma	1 3				90 H	Baylor	3 0	195 N	Cal St. Fullerton	3 2
23 H	Oklahoma	3 0							199 N	Saint Louis	3 1
									210 H	Siena	3 0
									213 A	Texas Tech	1 3
									213 H	Texas Tech	3 0
									270 N	Portland	3 2
<hr/>											
LAST 10 GAMES											
1 A	Texas	0 3	23 H	Oklahoma	3 0	1 H	Texas	0 3	90 A	Baylor	1 3
90 H	Baylor	3 0	12 A	Kansas	1 3	213 H	Texas Tech	3 0	23 A	Oklahoma	1 3
12 A	Kansas	1 3	74 H	West Virginia	3 0						
74 H	West Virginia	3 0	213 A	Texas Tech	1 3						

Non-Div. I Games:

Kansas St.

Average RPI Win:	169	WON-LOST RECORD	WINNING PCT. RANK	LAST 10 GAMES	STRENGTH OF SCHEDULE	OPP. STRENGTH OF SCHEDULE	TEAM RPI	ADJ RPI	CONF. RPI	ADJ CONF. RPI	
Average RPI Loss:	34										
DIV. I ONLY	17- 9	.65385	74	9- 1	64	70	63	.58801	59	8	8
DIV. I NON-CONF.	5- 7	.41667	212	0- 0	48	39	116	.53993	110	8	8
<hr/>											
TOTALS	RPI 1-25	RPI 26-50		W-L RECORDS	RPI 51-100		RPI 101-150		RPI 150+		
17- 9	1- 6	2- 0		OVERALL	2- 3		2- 0		10- 0		
6- 3	0- 2	1- 0		HOME	1- 1		1- 0		3- 0		
6- 3	1- 2	1- 0		AWAY	0- 1		1- 0		3- 0		
5- 3	0- 2	0- 0		NEUTRAL	1- 1		0- 0		4- 0		
<hr/>											
5- 7	0- 5	0- 0		NON-CONFERENCE	1- 2		0- 0		4- 0		
0- 1	0- 1	0- 0		HOME	0- 0		0- 0		0- 0		
0- 3	0- 2	0- 0		AWAY	0- 1		0- 0		0- 0		
5- 3	0- 2	0- 0		NEUTRAL	1- 1		0- 0		4- 0		
<hr/>											
12- 2	1- 1	2- 0		CONFERENCE	1- 1		2- 0		6- 0		
6- 2	0- 1	1- 0		HOME	1- 1		1- 0		3- 0		
6- 0	1- 0	1- 0		AWAY	0- 0		1- 0		3- 0		
0- 0	0- 0	0- 0		NEUTRAL	0- 0		0- 0		0- 0		
<hr/>											
RPI S	Opponent	Score	RPI S	Opponent	Score	RPI S	Opponent	Score	RPI S	Opponent	Score
6 N	Southern California	1 3	38 A	Cal St. Northridge	3 2	67 N	Virginia	2 3	150 A	UC Davis	3 0
7 H	Stanford	0 3	38 H	Cal St. Northridge	3 0	71 A	Pepperdine	1 3	150 H	UC Davis	3 2
11 A	Hawaii	3 2				85 H	Long Beach St.	2 3	162 A	Cal Poly	3 0
11 H	Hawaii	2 3				89 H	UC Irvine	3 0	162 H	Cal Poly	3 1
15 A	San Diego	0 3				94 N	New Mexico St.	3 2	195 A	Cal St. Fullerton	3 0
20 N	Colorado St.	1 3							195 H	Cal St. Fullerton	3 0
24 A	Arizona	2 3							232 N	Eastern Wash.	3 0
									257 N	Loyola Maryland	3 0
									259 N	Wofford	3 0
									271 N	Nevada	3 2
									288 A	UC Riverside	3 0
									288 H	UC Riverside	3 0
LAST 10 GAMES											
			288 H	UC Riverside	3 0				162 A	Cal Poly	3 0
			195 H	Cal St. Fullerton	3 0				195 A	Cal St. Fullerton	3 0
			38 A	Cal St. Northridge	3 2				288 A	UC Riverside	3 0
			150 A	UC Davis	3 0				150 H	UC Davis	3 2
			11 H	Hawaii	2 3				38 H	Cal St. Northridge	3 0

Non-Div. I Games:

UC Santa Barbara

Average RPI Win:		183	WON-LOST RECORD		WINNING PCT. RANK		LAST 10 GAMES		STRENGTH OF SCHEDULE		OPP. STRENGTH OF SCHEDULE		TEAM RPI	ADJ RPI		CONF. RPI	ADJ CONF. RPI
DIV. I ONLY			27- 6	.81818	21	9- 1			132	122	52	.58571	60	15	15		
DIV. I NON-CONF.			10- 4	.71429	70	0- 0			75	66	56	.59304	54	16	16		
TOTALS		RPI 1-25		RPI 26-50		W-L RECORDS		RPI 51-100		RPI 101-150		RPI 150+					
27- 6		0- 2		1- 2		OVERALL		2- 0		6- 0		18- 2					
13- 1		0- 0		0- 1		HOME		1- 0		3- 0		9- 0					
10- 3		0- 1		1- 0		AWAY		0- 0		3- 0		6- 2					
4- 2		0- 1		0- 1		NEUTRAL		1- 0		0- 0		3- 0					
10- 4		0- 2		1- 2		NON-CONFERENCE		2- 0		2- 0		5- 0					
4- 1		0- 0		0- 1		HOME		1- 0		1- 0		2- 0					
2- 1		0- 1		1- 0		AWAY		0- 0		1- 0		0- 0					
4- 2		0- 1		0- 1		NEUTRAL		1- 0		0- 0		3- 0					
17- 2		0- 0		0- 0		CONFERENCE		0- 0		4- 0		13- 2					
9- 0		0- 0		0- 0		HOME		0- 0		2- 0		7- 0					
8- 2		0- 0		0- 0		AWAY		0- 0		2- 0		6- 2					
0- 0		0- 0		0- 0		NEUTRAL		0- 0		0- 0		0- 0					
RPI	S	Opponent		Score		RPI	S	Opponent		Score		RPI	S	Opponent		Score	
6	N	Southern California		0	3	29	A	Purdue		3	2	104	A	Texas St.		3	0
19	A	Florida St.		1	3	35	H	Ohio		0	3	93	N	Western Mich.		3	1
						49	N	Ohio St.		2	3						

Non-Div. I Games:

Western Ky.

Average RPI Win:		121	WON-LOST RECORD		WINNING PCT. RANK		LAST 10 GAMES		STRENGTH OF SCHEDULE		OPP. STRENGTH OF SCHEDULE		TEAM RPI		ADJ RPI		CONF. RPI		ADJ CONF. RPI				
DIV. I ONLY			17- 9	.65385		74	7- 3		83		47		68		.58562		61	7		7			
DIV. I NON-CONF.			4- 4	.5		165	0- 0		33		4		68		.58281		63	5		5			
TOTALS		RPI 1-25		RPI 26-50			W-L RECORDS			RPI 51-100			RPI 101-150			RPI 150+							
17- 9		2- 3		1- 1			OVERALL			3- 2			6- 3			5- 0							
10- 1		0- 1		1- 0			HOME			2- 0			4- 0			3- 0							
6- 7		1- 2		0- 1			AWAY			1- 2			2- 2			2- 0							
1- 1		1- 0		0- 0			NEUTRAL			0- 0			0- 1			0- 0							
4- 4		1- 2		0- 0			NON-CONFERENCE			2- 1			0- 1			1- 0							
2- 0		0- 0		0- 0			HOME			1- 0			0- 0			1- 0							
1- 3		0- 2		0- 0			AWAY			1- 1			0- 0			0- 0							
1- 1		1- 0		0- 0			NEUTRAL			0- 0			0- 1			0- 0							
13- 5		1- 1		1- 1			CONFERENCE			1- 1			6- 2			4- 0							
8- 1		0- 1		1- 0			HOME			1- 0			4- 0			2- 0							
5- 4		1- 0		0- 1			AWAY			0- 1			2- 2			2- 0							
0- 0		0- 0		0- 0			NEUTRAL			0- 0			0- 0			0- 0							
RPI	S	Opponent		Score		RPI	S	Opponent		Score		RPI	S	Opponent		Score		RPI	S	Opponent		Score	
7	A	Stanford		1	3	31	A	BYU		2	3	51	H	Miami (FL)		3	0	112	N	Dayton		2	3
8	A	Nebraska		1	3	31	H	BYU		3	2	54	A	Colorado		3	1	114	A	Loyola Marymount		0	3
15	A	San Diego		3	2							54	A	Colorado		1	3	114	H	Loyola Marymount		3	2
15	H	San Diego		0	3							71	A	Pepperdine		2	3	118	A	San Francisco		1	3
22	N	Iowa St.		3	1							71	H	Pepperdine		3	0	118	H	San Francisco		3	0
																		122	A	Pacific		3	0
																		122	H	Pacific		3	1
																		130	A	Santa Clara		3	2
																		130	H	Santa Clara		3	0
																		154	A	Gonzaga		3	0
																		154	H	Gonzaga		3	1
																		224	H	Air Force		3	0
																		270	A	Portland		3	0
																		270	H	Portland		3	0
LAST 10 GAMES																							
270 A Portland						3	0	71 A Pepperdine						2	3								
154 A Gonzaga						3	0	122 A Pacific						3	0								
118 H San Francisco						3	0	31 H BYU						3	2								
130 H Santa Clara						3	0	15 H San Diego						0	3								
114 A Loyola Marymount						0	3	130 A Santa Clara						3	2								

Non-Div. I Games:

St. Mary's (CA)

Average RPI Win:	128	WON-LOST	WINNING	LAST 10	STRENGTH OF	OPP. STRENGTH	TEAM	ADJ	CONF.	ADJ CONF.	
Average RPI Loss:	65	RECORD	PCT. RANK	GAMES	SCHEDULE	OF SCHEDULE	RPI	RPI	RPI	RPI	
DIV. I ONLY	21- 11	.65625	69	4- 6	66	52	60	.58443	62	6	6
DIV. I NON-CONF.	12- 2	.85714	29	0- 0	115	76	41	.61181	42	6	6
<hr/>											
TOTALS	RPI 1-25	RPI 26-50		W-L RECORDS	RPI 51-100		RPI 101-150		RPI 150+		
21- 11	1- 3	0- 2		OVERALL	8- 4		6- 1		6- 1		
12- 3	1- 1	0- 1		HOME	5- 1		1- 0		5- 0		
4- 8	0- 2	0- 1		AWAY	2- 3		2- 1		0- 1		
5- 0	0- 0	0- 0		NEUTRAL	1- 0		3- 0		1- 0		
<hr/>											
12- 2	0- 0	0- 2		NON-CONFERENCE	4- 0		4- 0		4- 0		
6- 1	0- 0	0- 1		HOME	2- 0		1- 0		3- 0		
1- 1	0- 0	0- 1		AWAY	1- 0		0- 0		0- 0		
5- 0	0- 0	0- 0		NEUTRAL	1- 0		3- 0		1- 0		
<hr/>											
9- 9	1- 3	0- 0		CONFERENCE	4- 4		2- 1		2- 1		
6- 2	1- 1	0- 0		HOME	3- 1		0- 0		2- 0		
3- 7	0- 2	0- 0		AWAY	1- 3		2- 1		0- 1		
0- 0	0- 0	0- 0		NEUTRAL	0- 0		0- 0		0- 0		
<hr/>											
RPI S	Opponent	Score	RPI S	Opponent	Score	RPI S	Opponent	Score	RPI S	Opponent	Score
18 A	Duke	0 3	27 H	Michigan St.	2 3	51 H	Miami (FL)	3 1	106 N	North Dakota	3 0
19 H	Florida St.	3 1	36 A	Louisville	2 3	52 A	North Carolina St.	3 0	108 A	Wake Forest	3 1
21 A	North Carolina	0 3				52 H	North Carolina St.	3 0	113 A	Clemson	2 3
21 H	North Carolina	2 3				67 A	Virginia	1 3	120 N	UAB	3 1
						67 H	Virginia	1 3	121 A	Maryland	3 2
						70 H	Lipscomb	3 0	122 H	Pacific	3 0
						81 N	Bowling Green	3 0	149 N	Rice	3 0
						86 A	Middle Tenn.	3 0	160 A	Georgia Tech	1 3
						88 A	Pittsburgh	0 3	170 H	Syracuse	3 1
						98 H	Duquesne	3 0	208 N	Austin Peay	3 0
						99 A	Notre Dame	1 3	218 H	William & Mary	3 1
						99 H	Notre Dame	3 1	222 H	Towson	3 1
									225 H	Boston College	3 0
									302 H	Saint Francis (PA)	3 0
<hr/>											
LAST 10 GAMES											
67 A	Virginia	1 3	51 H	Miami (FL)	3 1						
99 A	Notre Dame	1 3	160 A	Georgia Tech	1 3						
52 A	North Carolina St.	3 0	113 A	Clemson	2 3						
21 A	North Carolina	0 3	99 H	Notre Dame	3 1						
19 H	Florida St.	3 1	67 H	Virginia	1 3						

Non-Div. I Games:

Virginia Tech

Average RPI Win:	150	WON-LOST RECORD	WINNING PCT. RANK	LAST 10 GAMES	STRENGTH OF SCHEDULE	OPP. STRENGTH OF SCHEDULE	TEAM RPI	ADJ RPI	CONF. RPI	ADJ CONF. RPI		
DIV. I ONLY		19- 10	.65517	71	7- 3	91	32	65	.58333	63	4	4
DIV. I NON-CONF.		9- 3	.75	57	0- 0	237	110	108	.54137	108	3	3
<hr/>												
TOTALS	RPI 1-25	RPI 26-50		W-L RECORDS		RPI 51-100		RPI 101-150		RPI 150+		
19- 10	1- 5	4- 3		OVERALL		0- 1		4- 1		10- 0		
8- 5	0- 3	3- 1		HOME		0- 0		2- 1		3- 0		
7- 5	0- 2	1- 2		AWAY		0- 1		2- 0		4- 0		
4- 0	1- 0	0- 0		NEUTRAL		0- 0		0- 0		3- 0		
9- 3	1- 1	0- 0		NON-CONFERENCE		0- 1		0- 1		8- 0		
2- 2	0- 1	0- 0		HOME		0- 0		0- 1		2- 0		
3- 1	0- 0	0- 0		AWAY		0- 1		0- 0		3- 0		
4- 0	1- 0	0- 0		NEUTRAL		0- 0		0- 0		3- 0		
10- 7	0- 4	4- 3		CONFERENCE		0- 0		4- 0		2- 0		
6- 3	0- 2	3- 1		HOME		0- 0		2- 0		1- 0		
4- 4	0- 2	1- 2		AWAY		0- 0		2- 0		1- 0		
0- 0	0- 0	0- 0		NEUTRAL		0- 0		0- 0		0- 0		
RPI	S	Opponent	Score	RPI	S	Opponent	Score	RPI	S	Opponent	Score	
4	A	Florida	0 3	32	A	Texas A&M	0 3	99	A	Notre Dame	2 3	
5	A	Missouri	0 3	32	H	Texas A&M	3 1					
5	H	Missouri	0 3	33	H	Alabama	1 3					
8	N	Nebraska	3 1	34	A	LSU	3 2					
9	H	Kentucky	0 3	34	H	LSU	3 1					
19	H	Florida St.	2 3	37	A	Arkansas	1 3					
				37	H	Arkansas	3 1					
				LAST 10 GAMES								
				115	H	Ole Miss	3 1	5	H	Missouri	0 3	
				176	H	Tennessee	3 0	138	H	Mississippi St.	3 0	
				32	A	Texas A&M	0 3	176	A	Tennessee	3 0	
				34	A	LSU	3 2	123	A	South Carolina	3 0	
				37	H	Arkansas	3 1	4	A	Florida	0 3	

Non-Div. I Games:

Auburn

Average RPI Win: 144		WON-LOST	WINNING	LAST 10	STRENGTH OF		OPP. STRENGTH	TEAM	ADJ	CONF.	ADJ CONF.
Average RPI Loss: 28		RECORD	PCT. RANK	GAMES	SCHEDULE		OF SCHEDULE	RPI	RPI	RPI	RPI
DIV. I ONLY		18- 13	.58065	120	53		28	70	.57815	65	1
DIV. I NON-CONF.		13- 0	1	1	212		165	44	.60634	46	2
TOTALS		RPI 1-25	RPI 26-50		W-L RECORDS		RPI 51-100		RPI 101-150		RPI 150+
18- 13	1- 6	4- 5		OVERALL		1- 2		4- 0		8- 0	
10- 6	1- 3	2- 2		HOME		0- 1		2- 0		5- 0	
4- 7	0- 3	1- 3		AWAY		0- 1		2- 0		1- 0	
4- 0	0- 0	1- 0		NEUTRAL		1- 0		0- 0		2- 0	
13- 0	0- 0	1- 0		NON-CONFERENCE		1- 0		3- 0		8- 0	
7- 0	0- 0	0- 0		HOME		0- 0		2- 0		5- 0	
2- 0	0- 0	0- 0		AWAY		0- 0		1- 0		1- 0	
4- 0	0- 0	1- 0		NEUTRAL		1- 0		0- 0		2- 0	
5- 13	1- 6	3- 5		CONFERENCE		0- 2		1- 0		0- 0	
3- 6	1- 3	2- 2		HOME		0- 1		0- 0		0- 0	
2- 7	0- 3	1- 3		AWAY		0- 1		1- 0		0- 0	
0- 0	0- 0	0- 0		NEUTRAL		0- 0		0- 0		0- 0	
RPI S	Opponent	Score	RPI S	Opponent	Score	RPI S	Opponent	Score	RPI S	Opponent	Score
3	H Washington	0 3	26	A Utah	2 3	54	A Colorado	1 3	101	A Army	3 1
6	A Southern California	0 3	26	H Utah	3 0	54	H Colorado	2 3	131	H South Dakota	3 0
6	H Southern California	3 2	30	A California	3 2	78	N Seton Hall	3 2	136	A Oregon St.	3 2
7	A Stanford	0 3	30	H California	1 3				142	H Idaho	3 0
7	H Stanford	0 3	33	N Alabama	3 0				163	A Sam Houston St.	3 0
24	A Arizona	0 3	42	A UCLA	1 3				204	H Montana	3 1
24	H Arizona	2 3	42	H UCLA	2 3				213	H Texas Tech	3 0
			48	A Arizona St.	0 3				215	H Seattle	3 0
			48	H Arizona St.	3 2				232	H Eastern Wash.	3 0
									249	N Lamar	3 0
									271	H Nevada	3 1
									309	N Jackson St.	3 0
LAST 10 GAMES											
30	A California	3 2	48	A Arizona St.	0 3						
7	A Stanford	0 3	26	H Utah	3 0						
6	H Southern California	3 2	54	H Colorado	2 3						
42	H UCLA	2 3	42	A UCLA	1 3						
24	A Arizona	0 3	6	A Southern California	0 3						

Non-Div. I Games:

Washington St.

Average RPI Win:		161	WON-LOST RECORD		WINNING PCT. RANK		LAST 10 GAMES		STRENGTH OF SCHEDULE		OPP. STRENGTH OF SCHEDULE		TEAM RPI		ADJ RPI		CONF. RPI		ADJ CONF. RPI	
DIV. I ONLY			24- 8		.75 38		6- 4		110		117		62		.57768 66		9		9	
DIV. I NON-CONF.			12- 3		.8 42		0- 0		145		172		67		.58018 67		10		10	
TOTALS		RPI 1-25		RPI 26-50		W-L RECORDS		RPI 51-100		RPI 101-150		RPI 150+								
24- 8		0- 2		1- 0		OVERALL		6- 2		6- 3		11- 1								
8- 2		0- 0		0- 0		HOME		2- 1		4- 1		2- 0								
8- 4		0- 1		1- 0		AWAY		3- 0		2- 2		2- 1								
8- 2		0- 1		0- 0		NEUTRAL		1- 1		0- 0		7- 0								
12- 3		0- 2		0- 0		NON-CONFERENCE		2- 0		3- 1		7- 0								
2- 0		0- 0		0- 0		HOME		0- 0		2- 0		0- 0								
2- 2		0- 1		0- 0		AWAY		1- 0		1- 1		0- 0								
8- 1		0- 1		0- 0		NEUTRAL		1- 0		0- 0		7- 0								
12- 5		0- 0		1- 0		CONFERENCE		4- 2		3- 2		4- 1								
6- 2		0- 0		0- 0		HOME		2- 1		2- 1		2- 0								
6- 2		0- 0		1- 0		AWAY		2- 0		1- 1		2- 1								
0- 1		0- 0		0- 0		NEUTRAL		0- 1		0- 0		0- 0								
RPI	S	Opponent		Score		RPI	S	Opponent		Score		RPI	S	Opponent		Score				
13	A	Minnesota		0	3	35	A	Ohio		3	2	68	A	Col. of Charleston		3	1			
18	N	Duke		0	3							75	A	Northern Ill.		3	0			
												75	H	Northern Ill.		3	0			
												81	H	Bowling Green		1	3			
												92	N	SMU		3	1			
												93	A	Western Mich.		3	1			
												93	H	Western Mich.		3	1			
												93	N	Western Mich.		1	3			
														103 A Toledo		1	3			
														103 H Toledo		2	3			
														109 H IUPUI		3	0			
														117 A Iowa		3	1			
														132 A Eastern Mich.		3	0			
														132 H Eastern Mich.		3	0			
														134 A South Fla.		2	3			
														135 H Buffalo		3	0			
														143 H IPFW		3	2			
														167 H Miami (OH)		3	1			
														191 A Central Mich.		3	0			
														191 H Central Mich.		3	0			
														208 N Austin Peay		3	0			
														212 A Kent St.		3	1			
														241 N UNC Asheville		3	0			
														242 N Western Ill.		3	0			
														242 N Western Ill.		3	1			
														252 A Akron		1	3			
														264 N Ill.-Chicago		3	0			
														301 N Drake		3	0			
														305 N Citadel		3	0			
LAST 10 GAMES																				
						93	N	Western Mich.		1	3	132	H	Eastern Mich.		3	0			
						93	A	Western Mich.		3	1	191	H	Central Mich.		3	0			
						75	A	Northern Ill.		3	0	167	H	Miami (OH)		3	1			
						252	A	Akron		1	3	81	H	Bowling Green		1	3			
						103	H	Toledo		2	3	35	A	Ohio		3	2			

Non-Div. I Games:

Ball St.

Average RPI Win:		128	WON-LOST RECORD		WINNING PCT. RANK		LAST 10 GAMES		STRENGTH OF SCHEDULE		OPP. STRENGTH OF SCHEDULE		TEAM RPI		ADJ RPI		CONF. RPI		ADJ CONF. RPI				
DIV. I ONLY			17- 13		.56667 129		7- 3		34		62		66		.57673 67		6 6						
DIV. I NON-CONF.			7- 5		.58333 135		0- 0		43		103		71		.57449 70		6 6						
TOTALS		RPI 1-25		RPI 26-50		W-L RECORDS		RPI 51-100		RPI 101-150		RPI 150+											
17- 13		0- 5		0- 1		OVERALL		8- 4		3- 2		6- 1											
10- 4		0- 2		0- 0		HOME		4- 1		1- 0		5- 1											
6- 6		0- 2		0- 0		AWAY		3- 3		2- 1		1- 0											
1- 3		0- 1		0- 1		NEUTRAL		1- 0		0- 1		0- 0											
7- 5		0- 1		0- 1		NON-CONFERENCE		2- 2		1- 1		4- 0											
6- 0		0- 0		0- 0		HOME		1- 0		1- 0		4- 0											
0- 2		0- 0		0- 0		AWAY		0- 2		0- 0		0- 0											
1- 3		0- 1		0- 1		NEUTRAL		1- 0		0- 1		0- 0											
10- 8		0- 4		0- 0		CONFERENCE		6- 2		2- 1		2- 1											
4- 4		0- 2		0- 0		HOME		3- 1		0- 0		1- 1											
6- 4		0- 2		0- 0		AWAY		3- 1		2- 1		1- 0											
0- 0		0- 0		0- 0		NEUTRAL		0- 0		0- 0		0- 0											
RPI	S	Opponent		Score		RPI	S	Opponent		Score		RPI	S	Opponent		Score		RPI	S	Opponent		Score	
18	A	Duke		0 3		35	N	Ohio		2 3		51	H	Miami (FL)		3 1		108	A	Wake Forest		3 0	
19	H	Florida St.		1 3								52	A	North Carolina St.		2 3		113	A	Clemson		3 2	
20	N	Colorado St.		1 3								52	H	North Carolina St.		0 3		121	A	Maryland		1 3	
21	A	North Carolina		1 3								59	N	UC Santa Barbara		3 2		125	H	Marshall		3 0	
21	H	North Carolina		0 3								60	A	Western Ky.		1 3		133	N	UNLV		1 3	
												62	A	Virginia Tech		3 1		155	H	James Madison		3 1	
												62	H	Virginia Tech		3 1		160	A	Georgia Tech		3 2	
												71	A	Pepperdine		1 3		170	H	Syracuse		1 3	
												78	H	Seton Hall		3 1		204	H	Montana		3 0	
												88	A	Pittsburgh		3 2		218	H	William & Mary		3 1	
												99	A	Notre Dame		3 0		225	H	Boston College		3 2	
												99	H	Notre Dame		3 1		276	H	Columbia		3 1	
LAST 10 GAMES																							
						62	H	Virginia Tech		3 1		19	H	Florida St.		1 3							
						99	A	Notre Dame		3 0		113	A	Clemson		3 2							
						21	A	North Carolina		1 3		160	A	Georgia Tech		3 2							
						52	A	North Carolina St.		2 3		99	H	Notre Dame		3 1							
						51	H	Miami (FL)		3 1		62	A	Virginia Tech		3 1							

Non-Div. I Games:

Virginia

Average RPI Win:	201	WON-LOST	WINNING	LAST 10	STRENGTH OF	OPP. STRENGTH	TEAM	ADJ	CONF.	ADJ CONF.	
Average RPI Loss:	87	RECORD	PCT. RANK	GAMES	SCHEDULE	OF SCHEDULE	RPI	RPI	RPI	RPI	
DIV. I ONLY	25- 5	.83333	17	9- 1	173	171	64	.57644	68	13	12
DIV. I NON-CONF.	10- 4	.71429	70	0- 0	219	230	120	.52433	120	13	13
<hr/>											
TOTALS	RPI 1-25	RPI 26-50	W-L RECORDS		RPI 51-100	RPI 101-150		RPI 150+			
25- 5	0- 0	0- 0	OVERALL		2- 4	3- 1		20- 0			
14- 3	0- 0	0- 0	HOME		1- 3	2- 0		11- 0			
8- 2	0- 0	0- 0	AWAY		1- 1	1- 1		6- 0			
3- 0	0- 0	0- 0	NEUTRAL		0- 0	0- 0		3- 0			
<hr/>											
10- 4	0- 0	0- 0	NON-CONFERENCE		0- 3	1- 1		9- 0			
6- 2	0- 0	0- 0	HOME		0- 2	1- 0		5- 0			
1- 2	0- 0	0- 0	AWAY		0- 1	0- 1		1- 0			
3- 0	0- 0	0- 0	NEUTRAL		0- 0	0- 0		3- 0			
<hr/>											
15- 1	0- 0	0- 0	CONFERENCE		2- 1	2- 0		11- 0			
8- 1	0- 0	0- 0	HOME		1- 1	1- 0		6- 0			
7- 0	0- 0	0- 0	AWAY		1- 0	1- 0		5- 0			
0- 0	0- 0	0- 0	NEUTRAL		0- 0	0- 0		0- 0			
<hr/>											
RPI S	Opponent	Score	RPI S	Opponent	Score	RPI S	Opponent	Score	RPI S	Opponent	Score
						66 H	Ball St.	1 3	114 A	Loyola Marymount	0 3
						80 A	Northeastern	3 1	119 H	Indiana	3 1
						80 H	Northeastern	2 3	148 A	UNC Wilmington	3 1
						80 H	Northeastern	3 1	148 H	UNC Wilmington	3 0
						85 A	Long Beach St.	1 3	155 A	James Madison	3 1
						92 H	SMU	1 3	155 H	James Madison	3 1
									160 A	Georgia Tech	3 0
									194 H	Coastal Caro.	3 1
									200 A	Hofstra	3 2
									200 H	Hofstra	3 0
									200 H	Hofstra	3 0
									209 A	Delaware	3 0
									209 H	Delaware	3 0
									215 N	Seattle	3 1
									216 N	Florida A&M	3 0
									218 A	William & Mary	3 0
									218 H	William & Mary	3 0
									222 A	Towson	3 2
									222 H	Towson	3 1
									241 H	UNC Asheville	3 0
									285 H	Alabama A&M	3 0
									291 N	Chattanooga	3 2
									308 H	Charleston So.	3 0
									321 H	South Carolina St.	3 0
			LAST 10 GAMES								
			80 H	Northeastern	3 1	200 H	Hofstra	3 0			
			200 H	Hofstra	3 0	222 H	Towson	3 1			
			209 A	Delaware	3 0	209 H	Delaware	3 0			
			222 A	Towson	3 2	148 H	UNC Wilmington	3 0			
			80 H	Northeastern	2 3	155 H	James Madison	3 1			

Non-Div. I Games:

Col. of Charleston

Average RPI Win:	187	WON-LOST RECORD	WINNING PCT. RANK	LAST 10 GAMES		STRENGTH OF SCHEDULE	OPP. STRENGTH OF SCHEDULE	TEAM RPI	ADJ RPI	CONF. RPI	ADJ CONF. RPI	
DIV. I ONLY		21- 10	.67742	60	8- 2	72	115	67	.57606	69	12	13
DIV. I NON-CONF.		9- 4	.69231	79	1- 0	28	85	37	.61481	38	11	12
<hr/>												
TOTALS	RPI 1-25	RPI 26-50		W-L RECORDS		RPI 51-100		RPI 101-150		RPI 150+		
21- 10	0- 2	0- 3		OVERALL		4- 4		3- 1		14- 0		
9- 5	0- 1	0- 1		HOME		2- 2		0- 1		7- 0		
9- 4	0- 1	0- 1		AWAY		1- 2		2- 0		6- 0		
3- 1	0- 0	0- 1		NEUTRAL		1- 0		1- 0		1- 0		
9- 4	0- 2	0- 1		NON-CONFERENCE		3- 1		2- 0		4- 0		
3- 2	0- 1	0- 0		HOME		1- 1		0- 0		2- 0		
3- 1	0- 1	0- 0		AWAY		1- 0		1- 0		1- 0		
3- 1	0- 0	0- 1		NEUTRAL		1- 0		1- 0		1- 0		
12- 6	0- 0	0- 2		CONFERENCE		1- 3		1- 1		10- 0		
6- 3	0- 0	0- 1		HOME		1- 1		0- 1		5- 0		
6- 3	0- 0	0- 1		AWAY		0- 2		1- 0		5- 0		
0- 0	0- 0	0- 0		NEUTRAL		0- 0		0- 0		0- 0		
RPI S	Opponent	Score	RPI S	Opponent	Score	RPI S	Opponent	Score	RPI S	Opponent	Score	
20 A	Colorado St.	0 3	39 N	Tulsa	0 3	55 A	UNI	2 3	110 A	Southern Ill.	3 1	
23 H	Oklahoma	0 3	46 A	Wichita St.	0 3	55 H	UNI	1 3	110 H	Southern Ill.	2 3	
			46 H	Wichita St.	1 3	58 H	Kansas St.	0 3	112 A	Dayton	3 1	
						75 A	Northern Ill.	3 1	128 N	St. John's (NY)	3 1	
						80 N	Northeastern	3 2	172 A	Loyola Chicago	3 1	
						86 H	Middle Tenn.	3 0	172 H	Loyola Chicago	3 0	
						100 A	Illinois St.	1 3	173 H	Southeast Mo. St.	3 0	
						100 H	Illinois St.	3 0	205 A	New Hampshire	3 0	
									220 A	Bradley	3 2	
									220 H	Bradley	3 0	
									221 N	Brown	3 0	
									240 A	Indiana St.	3 2	
									240 H	Indiana St.	3 2	
									243 A	Evansville	3 0	
									243 H	Evansville	3 0	
									285 H	Alabama A&M	3 0	
									301 A	Drake	3 0	
									301 H	Drake	3 0	
			LAST 10 GAMES									
			46 H	Wichita St.	1 3	243 A	Evansville	3 0				
			172 A	Loyola Chicago	3 1	110 A	Southern Ill.	3 1				
			220 A	Bradley	3 2	173 H	Southeast Mo. St.	3 0				
			240 H	Indiana St.	3 2	301 H	Drake	3 0				
			100 H	Illinois St.	3 0	55 H	UNI	1 3				

Non-Div. I Games:

Missouri St.

Average RPI Win:	210	WON-LOST RECORD	WINNING PCT. RANK	LAST 10 GAMES	STRENGTH OF SCHEDULE	OPP. STRENGTH OF SCHEDULE	TEAM RPI	ADJ RPI	CONF. RPI	ADJ CONF. RPI	
Average RPI Loss:	68										
DIV. I ONLY	23- 8	.74194	44	8- 2	117	192	71	.57135	70	22	24
DIV. I NON-CONF.	6- 4	.6	118	0- 0	52	70	69	.57697	68	25	24
<hr/>											
TOTALS	RPI 1-25	RPI 26-50		W-L RECORDS	RPI 51-100		RPI 101-150		RPI 150+		
23- 8	0- 1	0- 1		OVERALL	3- 6		2- 0		18- 0		
11- 2	0- 1	0- 0		HOME	1- 1		1- 0		9- 0		
8- 4	0- 0	0- 1		AWAY	0- 3		0- 0		8- 0		
4- 2	0- 0	0- 0		NEUTRAL	2- 2		1- 0		1- 0		
<hr/>											
6- 4	0- 1	0- 1		NON-CONFERENCE	1- 2		2- 0		3- 0		
3- 1	0- 1	0- 0		HOME	0- 0		1- 0		2- 0		
0- 2	0- 0	0- 1		AWAY	0- 1		0- 0		0- 0		
3- 1	0- 0	0- 0		NEUTRAL	1- 1		1- 0		1- 0		
<hr/>											
17- 4	0- 0	0- 0		CONFERENCE	2- 4		0- 0		15- 0		
8- 1	0- 0	0- 0		HOME	1- 1		0- 0		7- 0		
8- 2	0- 0	0- 0		AWAY	0- 2		0- 0		8- 0		
1- 1	0- 0	0- 0		NEUTRAL	1- 1		0- 0		0- 0		
<hr/>											
RPI S	Opponent	Score	RPI S	Opponent	Score	RPI S	Opponent	Score	RPI S	Opponent	Score
9 H	Kentucky	0 3	40 A	Georgia	0 3	62 A	Virginia Tech	0 3	107 H	Samford	3 0
						77 A	East Tenn. St.	2 3	126 N	Furman	3 0
						77 H	East Tenn. St.	2 3	164 A	FGCU	3 1
						77 N	East Tenn. St.	3 2	164 H	FGCU	3 0
						83 N	TCU	1 3	189 H	South Ala.	3 0
						96 A	Jacksonville	1 3	211 A	Kennesaw St.	3 1
						96 H	Jacksonville	3 2	211 A	Kennesaw St.	3 0
						96 N	Jacksonville	2 3	211 H	Kennesaw St.	3 1
						98 N	Duquesne	3 1	218 N	William & Mary	3 0
									235 A	Northern Ky.	3 0
									235 H	Northern Ky.	3 1
									244 H	Jacksonville St.	3 0
									255 A	North Florida	3 0
									255 H	North Florida	3 0
									258 A	Stetson	3 0
									258 H	Stetson	3 1
									306 A	USC Upstate	3 1
									306 H	USC Upstate	3 0
									307 A	Mercer	3 0
									307 H	Mercer	3 0
<hr/>											
LAST 10 GAMES											
						96 N	Jacksonville	2 3	306 A	USC Upstate	3 1
						77 N	East Tenn. St.	3 2	77 A	East Tenn. St.	2 3
						211 A	Kennesaw St.	3 1	307 A	Mercer	3 0
						164 H	FGCU	3 0	211 A	Kennesaw St.	3 0
						258 H	Stetson	3 1	96 H	Jacksonville	3 2

Non-Div. I Games:

Lipscomb

Average RPI Win: 133		WON-LOST	WINNING	LAST 10	STRENGTH OF		OPP. STRENGTH	TEAM	ADJ	CONF.	ADJ CONF.
Average RPI Loss: 61		RECORD	PCT. RANK	GAMES	SCHEDULE		OF SCHEDULE	RPI	RPI	RPI	RPI
DIV. I ONLY		15- 11	.57692	123	60		59	74	.57018	71	7
DIV. I NON-CONF.		6- 2	.75	57	4		23	9	.67847	7	5
TOTALS		RPI 1-25	RPI 26-50		W-L RECORDS		RPI 51-100		RPI 101-150		RPI 150+
15- 11		1- 4	1- 2		OVERALL		3- 1		4- 4		6- 0
9- 6		0- 3	0- 1		HOME		3- 0		2- 2		4- 0
5- 5		1- 1	0- 1		AWAY		0- 1		2- 2		2- 0
1- 0		0- 0	1- 0		NEUTRAL		0- 0		0- 0		0- 0
6- 2		1- 2	1- 0		NON-CONFERENCE		2- 0		0- 0		2- 0
4- 2		0- 2	0- 0		HOME		2- 0		0- 0		2- 0
1- 0		1- 0	0- 0		AWAY		0- 0		0- 0		0- 0
1- 0		0- 0	1- 0		NEUTRAL		0- 0		0- 0		0- 0
9- 9		0- 2	0- 2		CONFERENCE		1- 1		4- 4		4- 0
5- 4		0- 1	0- 1		HOME		1- 0		2- 2		2- 0
4- 5		0- 1	0- 1		AWAY		0- 1		2- 2		2- 0
0- 0		0- 0	0- 0		NEUTRAL		0- 0		0- 0		0- 0
RPI S	Opponent	Score	RPI S	Opponent	Score	RPI S	Opponent	Score	RPI S	Opponent	Score
9 A	Kentucky	3 0	31 A	BYU	2 3	59 H	UC Santa Barbara	3 1	114 A	Loyola Marymount	0 3
14 H	Wisconsin	1 3	31 H	BYU	1 3	61 A	St. Mary's (CA)	0 3	114 H	Loyola Marymount	3 2
15 A	San Diego	0 3	36 N	Louisville	3 1	61 H	St. Mary's (CA)	3 2	118 A	San Francisco	0 3
15 H	San Diego	0 3				67 H	Virginia	3 1	118 H	San Francisco	2 3
20 H	Colorado St.	1 3							122 A	Pacific	3 2
									122 H	Pacific	3 0
									130 A	Santa Clara	3 2
									130 H	Santa Clara	1 3
									154 A	Gonzaga	3 1
									154 H	Gonzaga	3 2
									209 H	Delaware	3 0
									223 H	Iona	3 0
									270 A	Portland	3 2
									270 H	Portland	3 1
			LAST 10 GAMES								
			130 A	Santa Clara	3 2	31 A	BYU	2 3			
			118 A	San Francisco	0 3	15 A	San Diego	0 3			
			114 H	Loyola Marymount	3 2	270 H	Portland	3 1			
			122 H	Pacific	3 0	154 H	Gonzaga	3 2			
			61 H	St. Mary's (CA)	3 2	114 A	Loyola Marymount	0 3			

Non-Div. I Games:

Pepperdine

Average RPI Win:	169	WON-LOST RECORD	WINNING PCT. RANK	LAST 10 GAMES	STRENGTH OF SCHEDULE	OPP. STRENGTH OF SCHEDULE	TEAM RPI	ADJ RPI	CONF. RPI	ADJ CONF. RPI	
Average RPI Loss:	78										
DIV. I ONLY	21- 7	.75	38	7- 3	152	103	72	.56977	72	10	10
DIV. I NON-CONF.	9- 1	.9	23	1- 0	179	120	51	.5974	51	9	9
<hr/>											
TOTALS	RPI 1-25	RPI 26-50		W-L RECORDS	RPI 51-100		RPI 101-150		RPI 150+		
21- 7	0- 2	0- 1		OVERALL	4- 1		7- 3		10- 0		
11- 2	0- 1	0- 0		HOME	1- 0		4- 1		6- 0		
8- 5	0- 1	0- 1		AWAY	2- 1		2- 2		4- 0		
2- 0	0- 0	0- 0		NEUTRAL	1- 0		1- 0		0- 0		
<hr/>											
9- 1	0- 0	0- 1		NON-CONFERENCE	2- 0		2- 0		5- 0		
5- 0	0- 0	0- 0		HOME	0- 0		1- 0		4- 0		
2- 1	0- 0	0- 1		AWAY	1- 0		0- 0		1- 0		
2- 0	0- 0	0- 0		NEUTRAL	1- 0		1- 0		0- 0		
<hr/>											
12- 6	0- 2	0- 0		CONFERENCE	2- 1		5- 3		5- 0		
6- 2	0- 1	0- 0		HOME	1- 0		3- 1		2- 0		
6- 4	0- 1	0- 0		AWAY	1- 1		2- 2		3- 0		
0- 0	0- 0	0- 0		NEUTRAL	0- 0		0- 0		0- 0		
<hr/>											
RPI S	Opponent	Score	RPI S	Opponent	Score	RPI S	Opponent	Score	RPI S	Opponent	Score
20 A	Colorado St.	1 3	37 A	Arkansas	2 3	76 A	Utah St.	3 0	105 A	San Diego St.	0 3
20 H	Colorado St.	2 3				76 H	Utah St.	3 0	105 H	San Diego St.	3 2
						82 A	Fresno St.	2 3	116 H	Idaho St.	3 0
						94 A	New Mexico St.	3 2	133 A	UNLV	3 1
						97 N	Northwestern St.	3 0	133 H	UNLV	1 3
									144 N	UMKC	3 0
									146 A	Boise St.	3 1
									146 H	Boise St.	3 1
									147 A	Wyoming	0 3
									147 H	Wyoming	3 0
									160 H	Georgia Tech	3 1
									171 H	Northern Ariz.	3 0
									213 A	Texas Tech	3 0
									222 H	Towson	3 1
									224 A	Air Force	3 1
									224 H	Air Force	3 0
									230 A	San Jose St.	3 1
									271 A	Nevada	3 0
									271 H	Nevada	3 0
									288 H	UC Riverside	3 0
<hr/>											
			LAST 10 GAMES								
			271 A	Nevada	3 0	146 H	Boise St.	3 1			
			224 H	Air Force	3 0	105 A	San Diego St.	0 3			
			147 A	Wyoming	0 3	133 A	UNLV	3 1			
			20 A	Colorado St.	1 3	271 H	Nevada	3 0			
			76 H	Utah St.	3 0	213 A	Texas Tech	3 0			

Non-Div. I Games: Abilene Christian 3 0

New Mexico

Average RPI Win:	207	WON-LOST	WINNING	LAST 10	STRENGTH OF	OPP. STRENGTH	TEAM	ADJ	CONF.	ADJ CONF.		
Average RPI Loss:	141	RECORD	PCT. RANK	GAMES	SCHEDULE	OF SCHEDULE	RPI	RPI	RPI	RPI		
DIV. I ONLY		28- 5	.84848	15	8- 2	206	199	69	.56563	73	19	19
DIV. I NON-CONF.		12- 2	.85714	29	0- 0	270	166	97	.54385	102	24	26
<hr/>												
TOTALS	RPI 1-25	RPI 26-50		W-L RECORDS		RPI 51-100		RPI 101-150		RPI 150+		
28- 5	0- 0	0- 1		OVERALL		1- 0		3- 2		24- 2		
13- 2	0- 0	0- 1		HOME		1- 0		1- 1		11- 0		
8- 3	0- 0	0- 0		AWAY		0- 0		1- 1		7- 2		
7- 0	0- 0	0- 0		NEUTRAL		0- 0		1- 0		6- 0		
<hr/>												
12- 2	0- 0	0- 1		NON-CONFERENCE		1- 0		1- 0		10- 1		
6- 1	0- 0	0- 1		HOME		1- 0		0- 0		5- 0		
2- 1	0- 0	0- 0		AWAY		0- 0		1- 0		1- 1		
4- 0	0- 0	0- 0		NEUTRAL		0- 0		0- 0		4- 0		
<hr/>												
16- 3	0- 0	0- 0		CONFERENCE		0- 0		2- 2		14- 1		
7- 1	0- 0	0- 0		HOME		0- 0		1- 1		6- 0		
6- 2	0- 0	0- 0		AWAY		0- 0		0- 1		6- 1		
3- 0	0- 0	0- 0		NEUTRAL		0- 0		1- 0		2- 0		
<hr/>												
RPI S	Opponent	Score	RPI S	Opponent	Score	RPI S	Opponent	Score	RPI S	Opponent	Score	
			40 H	Georgia	0 3	95 H	Oral Roberts	3 1	107 H	Samford	3 1	
									107 N	Samford	3 1	
									115 A	Ole Miss	3 1	
									126 A	Furman	1 3	
									126 H	Furman	2 3	
									153 A	Appalachian St.	3 2	
									153 H	Appalachian St.	3 0	
									153 N	Appalachian St.	3 1	
									166 A	UNC Greensboro	3 0	
									166 H	UNC Greensboro	3 2	
									181 N	Arkansas St.	3 1	
									189 A	South Ala.	3 1	
									191 H	Central Mich.	3 0	
									196 A	Davidson	2 3	
									198 H	High Point	3 0	
									207 A	Western Caro.	3 0	
									207 H	Western Caro.	3 1	
									211 N	Kennesaw St.	3 0	
									214 A	Elon	3 0	
									214 H	Elon	3 1	
									214 N	Elon	3 0	
									217 A	Troy	0 3	
									219 H	North Dakota St.	3 0	
									254 N	Tennessee St.	3 0	
									259 A	Wofford	3 0	
									291 H	Chattanooga	3 1	
									298 N	Southern Utah	3 0	
<hr/>												
LAST 10 GAMES												
			107 N	Samford	3 1	196 A	Davidson	2 3	219 H	North Dakota St.	3 0	
			153 N	Appalachian St.	3 1	305 A	Citadel	3 0	254 N	Tennessee St.	3 0	
			214 N	Elon	3 0	259 A	Wofford	3 0	259 A	Wofford	3 0	
			153 H	Appalachian St.	3 0	126 A	Furman	1 3	291 H	Chattanooga	3 1	
			207 H	Western Caro.	3 1	107 H	Samford	3 1	298 N	Southern Utah	3 0	

Non-Div. I Games:

Ga. Southern

RPI	S	Opponent	Score	
305	A	Citadel	3	0
305	H	Citadel	3	0
308	H	Charleston So.	3	0
309	H	Jackson St.	3	0

Ga. Southern

G
a
.
S
o
u
t
h
e
r
n

G
a
.
S
o
u
t
h
e
r
n

Average RPI Win:		189	WON-LOST RECORD		WINNING PCT. RANK		LAST 10 GAMES		STRENGTH OF SCHEDULE		OPP. STRENGTH OF SCHEDULE		TEAM RPI		ADJ RPI		CONF. RPI		ADJ CONF. RPI	
DIV. I ONLY			19- 12		.6129 93		3- 7		71		78		73		.56235 74		3		3	
DIV. I NON-CONF.			14- 2		.875 27		0- 1		153		247		57		.58678 61		4		4	
TOTALS		RPI 1-25		RPI 26-50		W-L RECORDS		RPI 51-100		RPI 101-150		RPI 150+								
19- 12		0- 7		0- 0		OVERALL		4- 4		1- 1		14- 0								
11- 5		0- 3		0- 0		HOME		2- 1		0- 1		9- 0								
4- 7		0- 4		0- 0		AWAY		2- 3		1- 0		1- 0								
4- 0		0- 0		0- 0		NEUTRAL		0- 0		0- 0		4- 0								
14- 2		0- 0		0- 0		NON-CONFERENCE		1- 1		1- 1		12- 0								
8- 1		0- 0		0- 0		HOME		0- 0		0- 1		8- 0								
2- 1		0- 0		0- 0		AWAY		1- 1		1- 0		0- 0								
4- 0		0- 0		0- 0		NEUTRAL		0- 0		0- 0		4- 0								
5- 10		0- 7		0- 0		CONFERENCE		3- 3		0- 0		2- 0								
3- 4		0- 3		0- 0		HOME		2- 1		0- 0		1- 0								
2- 6		0- 4		0- 0		AWAY		1- 2		0- 0		1- 0								
0- 0		0- 0		0- 0		NEUTRAL		0- 0		0- 0		0- 0								
RPI	S	Opponent		Score		RPI	S	Opponent		Score		RPI	S	Opponent		Score				
1	A	Texas		0 3				58 A Kansas St.		0 3		103	A	Toledo		3 0				
1	H	Texas		0 3				58 H Kansas St.		3 1		125	H	Marshall		1 3				
12	A	Kansas		0 3				83 A TCU		1 3		169	H	Georgetown		3 2				
12	H	Kansas		1 3				83 H TCU		3 0		172	N	Loyola Chicago		3 0				
22	A	Iowa St.		0 3				90 A Baylor		3 1		187	H	Liberty		3 0				
22	H	Iowa St.		0 3				90 H Baylor		0 3		188	N	Eastern Ill.		3 1				
23	A	Oklahoma		0 3				91 A Morehead St.		3 1		190	N	Hampton		3 2				
								98 A Duquesne		0 3		213	A	Texas Tech		3 1				
												213	H	Texas Tech		3 2				
												227	H	Navy		3 0				
												229	H	UMBC		3 1				
												234	N	Campbell		3 0				
												280	H	Canisius		3 0				
												281	H	Norfolk St.		3 0				
												289	H	Fordham		3 0				
												299	H	Robert Morris		3 0				
LAST 10 GAMES																				
90	A	Baylor		3 1		12	A	Kansas		0 3										
1	A	Texas		0 3		213	H	Texas Tech		3 2										
83	H	TCU		3 0		125	H	Marshall		1 3										
22	H	Iowa St.		0 3		23	A	Oklahoma		0 3										
58	A	Kansas St.		0 3		1	H	Texas		0 3										

Non-Div. I Games:

West Virginia

Average RPI Win: 167		WON-LOST	WINNING	LAST 10	STRENGTH OF		OPP. STRENGTH	TEAM	ADJ	CONF.	ADJ CONF.
Average RPI Loss: 71		RECORD	PCT. RANK	GAMES	SCHEDULE		OF SCHEDULE	RPI	RPI	RPI	RPI
DIV. I ONLY		19- 13	.59375	112	7- 3		59	101	75	.56138	75
DIV. I NON-CONF.		8- 6	.57143	141	0- 0		79	130	96	.54949	92
TOTALS		RPI 1-25	RPI 26-50		W-L RECORDS		RPI 51-100		RPI 101-150		RPI 150+
19- 13	0- 1	0- 3		OVERALL		3- 6		5- 3		11- 0	
13- 6	0- 1	0- 2		HOME		1- 3		4- 0		8- 0	
4- 5	0- 0	0- 0		AWAY		1- 3		1- 2		2- 0	
2- 2	0- 0	0- 1		NEUTRAL		1- 0		0- 1		1- 0	
8- 6	0- 1	0- 1		NON-CONFERENCE		0- 3		2- 1		6- 0	
7- 4	0- 1	0- 1		HOME		0- 2		2- 0		5- 0	
0- 1	0- 0	0- 0		AWAY		0- 1		0- 0		0- 0	
1- 1	0- 0	0- 0		NEUTRAL		0- 0		0- 1		1- 0	
11- 7	0- 0	0- 2		CONFERENCE		3- 3		3- 2		5- 0	
6- 2	0- 0	0- 1		HOME		1- 1		2- 0		3- 0	
4- 4	0- 0	0- 0		AWAY		1- 2		1- 2		2- 0	
1- 1	0- 0	0- 1		NEUTRAL		1- 0		0- 0		0- 0	
RPI S	Opponent	Score	RPI S	Opponent	Score	RPI S	Opponent	Score	RPI S	Opponent	Score
6 H	Southern California	1 3	35 H	Ohio	1 3	55 H	UNI	0 3	103 A	Toledo	2 3
			35 N	Ohio	0 3	66 A	Ball St.	0 3	103 H	Toledo	3 0
			49 H	Ohio St.	2 3	66 H	Ball St.	0 3	129 N	UALR	0 3
						69 H	Missouri St.	1 3	132 A	Eastern Mich.	3 1
						81 A	Bowling Green	0 3	132 H	Eastern Mich.	3 1
						81 N	Bowling Green	3 1	135 A	Buffalo	2 3
						93 A	Western Mich.	3 2	141 H	Green Bay	3 2
						93 H	Western Mich.	3 1	143 H	IPFW	3 1
						94 A	New Mexico St.	1 3	157 H	George Washington	3 0
									167 H	Miami (OH)	3 1
									177 H	Belmont	3 1
									179 H	Oakland	3 0
									187 H	Liberty	3 0
									191 A	Central Mich.	3 0
									191 H	Central Mich.	3 1
									212 H	Kent St.	3 0
									242 H	Western Ill.	3 2
									252 A	Akron	3 1
									298 N	Southern Utah	3 2
LAST 10 GAMES											
			35 N	Ohio	0 3	191 A	Central Mich.	3 0			
			81 N	Bowling Green	3 1	167 H	Miami (OH)	3 1			
			103 H	Toledo	3 0	93 H	Western Mich.	3 1			
			66 H	Ball St.	0 3	212 H	Kent St.	3 0			
			132 A	Eastern Mich.	3 1	35 H	Ohio	1 3			

Non-Div. I Games:

Northern Ill.

Average RPI Win:		212	WON-LOST RECORD		WINNING PCT. RANK		LAST 10 GAMES		STRENGTH OF SCHEDULE		OPP. STRENGTH OF SCHEDULE		TEAM RPI		ADJ RPI		CONF. RPI		ADJ CONF. RPI				
DIV. I ONLY			22- 9	.70968	50	8- 2			141	161	78	.55731	77	22	24								
DIV. I NON-CONF.			6- 6	.5	165	0- 0			78	55	115	.5378	112	25	24								
TOTALS		RPI 1-25		RPI 26-50		W-L RECORDS		RPI 51-100		RPI 101-150		RPI 150+											
22- 9		0- 1		0- 1		OVERALL		2- 5		2- 1		18- 1											
9- 1		0- 0		0- 0		HOME		1- 1		1- 0		7- 0											
10- 3		0- 1		0- 0		AWAY		1- 1		1- 1		8- 0											
3- 5		0- 0		0- 1		NEUTRAL		0- 3		0- 0		3- 1											
6- 6		0- 1		0- 1		NON-CONFERENCE		0- 2		2- 1		4- 1											
1- 0		0- 0		0- 0		HOME		0- 0		1- 0		0- 0											
2- 2		0- 1		0- 0		AWAY		0- 0		1- 1		1- 0											
3- 4		0- 0		0- 1		NEUTRAL		0- 2		0- 0		3- 1											
16- 3		0- 0		0- 0		CONFERENCE		2- 3		0- 0		14- 0											
8- 1		0- 0		0- 0		HOME		1- 1		0- 0		7- 0											
8- 1		0- 0		0- 0		AWAY		1- 1		0- 0		7- 0											
0- 1		0- 0		0- 0		NEUTRAL		0- 1		0- 0		0- 0											
RPI	S	Opponent		Score		RPI	S	Opponent		Score		RPI	S	Opponent		Score							
9	A	Kentucky		0	3	46	N	Wichita St.		0	3	64	N	VCU		2	3	108	A	Wake Forest		1	3
												64	N	VCU		0	3	125	A	Marshall		3	2
												70	A	Lipscomb		3	2	126	H	Furman		3	0
												70	H	Lipscomb		3	2	164	A	FGCU		3	2
												70	N	Lipscomb		2	3	164	H	FGCU		3	0
												96	A	Jacksonville		2	3	166	N	UNC Greensboro		2	3
												96	H	Jacksonville		0	3	176	A	Tennessee		3	1
																		187	N	Liberty		3	0
																		208	N	Austin Peay		3	1
																		211	A	Kennesaw St.		3	1
																		211	H	Kennesaw St.		3	0
																		233	N	East Carolina		3	0
																		235	A	Northern Ky.		3	1
																		235	H	Northern Ky.		3	1
																		255	A	North Florida		3	2
																		255	H	North Florida		3	0
																		258	A	Stetson		3	2
																		258	H	Stetson		3	0
																		306	A	USC Upstate		3	0
																		306	H	USC Upstate		3	0
																		307	A	Mercer		3	1
																		307	H	Mercer		3	1
						LAST 10 GAMES																	
						70	N	Lipscomb		2	3	258	A	Stetson		3	2						
						96	H	Jacksonville		0	3	164	A	FGCU		3	2						
						255	H	North Florida		3	0	211	H	Kennesaw St.		3	0						
						235	H	Northern Ky.		3	1	306	H	USC Upstate		3	0						
						70	H	Lipscomb		3	2	307	H	Mercer		3	1						

Non-Div. I Games:

East Tenn. St.

Average RPI Win:		180	WON-LOST RECORD		WINNING PCT. RANK		LAST 10 GAMES		STRENGTH OF SCHEDULE		OPP. STRENGTH OF SCHEDULE		TEAM RPI	ADJ RPI		CONF. RPI	ADJ CONF. RPI						
DIV. I ONLY			16- 15		.51613 167		5- 5		43		66		80	.55684 78		5	5						
DIV. I NON-CONF.			9- 6		.6 118		1- 0		82		128		89	.55603 87		7	7						
TOTALS		RPI 1-25		RPI 26-50		W-L RECORDS		RPI 51-100		RPI 101-150		RPI 150+											
16- 15		1- 4		0- 5		OVERALL		1- 4		4- 1		10- 1											
6- 4		1- 1		0- 1		HOME		0- 1		2- 0		3- 1											
8- 7		0- 2		0- 2		AWAY		1- 2		2- 1		5- 0											
2- 4		0- 1		0- 2		NEUTRAL		0- 1		0- 0		2- 0											
9- 6		0- 1		0- 3		NON-CONFERENCE		1- 2		1- 0		7- 0											
2- 0		0- 0		0- 0		HOME		0- 0		0- 0		2- 0											
5- 2		0- 0		0- 1		AWAY		1- 1		1- 0		3- 0											
2- 4		0- 1		0- 2		NEUTRAL		0- 1		0- 0		2- 0											
7- 9		1- 3		0- 2		CONFERENCE		0- 2		3- 1		3- 1											
4- 4		1- 1		0- 1		HOME		0- 1		2- 0		1- 1											
3- 5		0- 2		0- 1		AWAY		0- 1		1- 1		2- 0											
0- 0		0- 0		0- 0		NEUTRAL		0- 0		0- 0		0- 0											
RPI S	Opponent		Score		RPI S	Opponent		Score		RPI S	Opponent		Score		RPI S	Opponent		Score					
5 N	Missouri		0	3	33 N	Alabama		1	3	53 A	Xavier		1	3	101 A	Army		3	2				
10 A	Marquette		0	3	41 A	Butler		0	3	53 H	Xavier		1	3	128 A	St. John's (NY)		2	3				
10 H	Marquette		2	3	41 H	Butler		1	3	65 N	Washington St.		2	3	128 H	St. John's (NY)		3	1				
16 A	Creighton		0	3	43 A	Yale		2	3	67 A	Virginia		1	3	137 A	Villanova		3	1				
16 H	Creighton		3	1	50 N	Colgate		2	3	87 A	LIU Brooklyn		3	0	137 H	Villanova		3	2				
																158 A DePaul				3	2		
																158 H DePaul				3	1		
																169 A Georgetown				3	2		
																169 H Georgetown				0	3		
																200 H Hofstra				3	0		
																218 N William & Mary				3	0		
																247 A Princeton				3	0		
																266 H Stony Brook				3	0		
																276 N Columbia				3	2		
																284 A Rutgers				3	2		
																303 A NJIT				3	1		

Non-Div. I Games:

Seton Hall

Average RPI Win:		202	WON-LOST		WINNING	LAST 10		STRENGTH OF		OPP. STRENGTH	TEAM	ADJ		CONF.	ADJ CONF.
Average RPI Loss:		61	RECORD		PCT. RANK	GAMES		SCHEDULE		OF SCHEDULE	RPI	RPI		RPI	RPI
DIV. I ONLY			18- 10		.64286	78		108		109	79	.55614		79	17
DIV. I NON-CONF.			4- 8		.33333	248		98		17	163	.49815		154	17
TOTALS		RPI 1-25		RPI 26-50		W-L RECORDS		RPI 51-100		RPI 101-150		RPI 150+			
18- 10		0- 5		0- 0		OVERALL		1- 2		4- 2		13- 1			
8- 2		0- 0		0- 0		HOME		0- 0		2- 2		6- 0			
7- 4		0- 2		0- 0		AWAY		0- 1		2- 0		5- 1			
3- 4		0- 3		0- 0		NEUTRAL		1- 1		0- 0		2- 0			
4- 8		0- 5		0- 0		NON-CONFERENCE		1- 2		0- 1		3- 0			
0- 1		0- 0		0- 0		HOME		0- 0		0- 1		0- 0			
1- 3		0- 2		0- 0		AWAY		0- 1		0- 0		1- 0			
3- 4		0- 3		0- 0		NEUTRAL		1- 1		0- 0		2- 0			
14- 2		0- 0		0- 0		CONFERENCE		0- 0		4- 1		10- 1			
8- 1		0- 0		0- 0		HOME		0- 0		2- 1		6- 0			
6- 1		0- 0		0- 0		AWAY		0- 0		2- 0		4- 1			
0- 0		0- 0		0- 0		NEUTRAL		0- 0		0- 0		0- 0			
RPI S	Opponent	Score		RPI S	Opponent	Score		RPI S	Opponent	Score		RPI S	Opponent	Score	
4 N	Florida	0	3					57 N	Northwestern	2	3	102 A	Valparaiso	3	0
10 A	Marquette	0	3					81 N	Bowling Green	3	0	102 H	Valparaiso	3	1
12 N	Kansas	0	3					93 A	Western Mich.	2	3	102 H	Valparaiso	1	3
14 A	Wisconsin	1	3									117 H	Iowa	2	3
23 N	Oklahoma	0	3									141 A	Green Bay	3	1
												141 H	Green Bay	3	1
												174 A	Cleveland St.	2	3
												174 H	Cleveland St.	3	0
												174 H	Cleveland St.	3	1
												179 A	Oakland	3	0
												179 H	Oakland	3	1
												192 A	Youngstown St.	3	2
												192 H	Youngstown St.	3	0
												252 A	Akron	3	1
												264 A	Ill.-Chicago	3	0
												264 H	Ill.-Chicago	3	0
												296 A	Wright St.	3	0
												296 H	Wright St.	3	0
												300 N	Tennessee Tech	3	1
												315 N	Niagara	3	0
				LAST 10 GAMES											
				102 H	Valparaiso	3	1	264 H	Ill.-Chicago	3	0				
				174 H	Cleveland St.	3	1	102 H	Valparaiso	1	3				
				174 A	Cleveland St.	2	3	179 A	Oakland	3	0				
				192 A	Youngstown St.	3	2	296 A	Wright St.	3	0				
				141 A	Green Bay	3	1	192 H	Youngstown St.	3	0				

Non-Div. I Games:

Milwaukee

Average RPI Win: 179		WON-LOST RECORD		WINNING PCT. RANK		LAST 10 GAMES		STRENGTH OF SCHEDULE		OPP. STRENGTH OF SCHEDULE		TEAM RPI		ADJ RPI		CONF. RPI		ADJ CONF. RPI	
DIV. I ONLY		19- 11		.63333 82		6- 4		80		131		76		.55409 80		13		12	
DIV. I NON-CONF.		8- 6		.57143 141		0- 0		102		126		107		.54145 107		13		13	
TOTALS		RPI 1-25		RPI 26-50		W-L RECORDS		RPI 51-100		RPI 101-150		RPI 150+							
19- 11		0- 0		0- 1		OVERALL		1- 5		5- 2		13- 3							
9- 2		0- 0		0- 0		HOME		0- 1		2- 0		7- 1							
8- 4		0- 0		0- 0		AWAY		1- 1		2- 1		5- 2							
2- 5		0- 0		0- 1		NEUTRAL		0- 3		1- 1		1- 0							
8- 6		0- 0		0- 1		NON-CONFERENCE		0- 3		2- 2		6- 0							
4- 0		0- 0		0- 0		HOME		0- 0		1- 0		3- 0							
3- 1		0- 0		0- 0		AWAY		0- 0		1- 1		2- 0							
1- 5		0- 0		0- 1		NEUTRAL		0- 3		0- 1		1- 0							
11- 5		0- 0		0- 0		CONFERENCE		1- 2		3- 0		7- 3							
5- 2		0- 0		0- 0		HOME		0- 1		1- 0		4- 1							
5- 3		0- 0		0- 0		AWAY		1- 1		1- 0		3- 2							
1- 0		0- 0		0- 0		NEUTRAL		0- 0		1- 0		0- 0							
RPI	S	Opponent		Score		RPI	S	Opponent		Score		RPI	S	Opponent		Score			
				39	N	Tulsa		2	3	68	A	Col. of Charleston	1	3	105	A	San Diego St.	3	2
										68	A	Col. of Charleston	3	2	112	A	Dayton	1	3
										68	H	Col. of Charleston	1	3	118	N	San Francisco	1	3
										69	N	Missouri St.	2	3	128	H	St. John's (NY)	3	1
										88	N	Pittsburgh	0	3	148	A	UNC Wilmington	3	2
										92	N	SMU	2	3	148	H	UNC Wilmington	3	0
															148	N	UNC Wilmington	3	0
															155	A	James Madison	3	0
															155	H	James Madison	2	3
															165	H	Harvard	3	1
															186	A	Rhode Island	3	1
															200	A	Hofstra	2	3
															200	H	Hofstra	3	1
															203	A	UConn	3	2
															205	H	New Hampshire	3	1
															209	A	Delaware	3	1
															209	H	Delaware	3	1
															218	A	William & Mary	2	3
															218	H	William & Mary	3	0
															222	A	Towson	3	0
															222	H	Towson	3	0
															225	H	Boston College	3	1
															237	N	Albany (NY)	3	0
				LAST 10 GAMES															
				68	A	Col. of Charleston	1	3	148	A	UNC Wilmington	3	2						
				148	N	UNC Wilmington	3	0	155	A	James Madison	3	0						
				218	H	William & Mary	3	0	218	A	William & Mary	2	3						
				155	H	James Madison	2	3	200	A	Hofstra	2	3						
				68	A	Col. of Charleston	3	2	209	H	Delaware	3	1						

Non-Div. I Games:

Northeastern

Average RPI Win:		163	WON-LOST RECORD		WINNING PCT. RANK		LAST 10 GAMES		STRENGTH OF SCHEDULE		OPP. STRENGTH OF SCHEDULE		TEAM RPI		ADJ RPI		CONF. RPI		ADJ CONF. RPI	
Average RPI Loss:		62																		
DIV. I ONLY			14- 15		.48276 190		5- 5		40		72		87		.55261 81		9		9	
DIV. I NON-CONF.			4- 8		.33333 248		0- 0		21		11		106		.54568 100		10		10	
TOTALS		RPI 1-25		RPI 26-50		W-L RECORDS		RPI 51-100		RPI 101-150		RPI 150+								
14- 15		0- 4		1- 3		OVERALL		2- 5		2- 3		9- 0								
8- 4		0- 2		1- 1		HOME		1- 0		1- 1		5- 0								
5- 6		0- 1		0- 1		AWAY		1- 2		0- 2		4- 0								
1- 5		0- 1		0- 1		NEUTRAL		0- 3		1- 0		0- 0								
4- 8		0- 4		1- 1		NON-CONFERENCE		0- 3		1- 0		2- 0								
2- 2		0- 2		1- 0		HOME		0- 0		0- 0		1- 0								
1- 2		0- 1		0- 0		AWAY		0- 1		0- 0		1- 0								
1- 4		0- 1		0- 1		NEUTRAL		0- 2		1- 0		0- 0								
10- 7		0- 0		0- 2		CONFERENCE		2- 2		1- 3		7- 0								
6- 2		0- 0		0- 1		HOME		1- 0		1- 1		4- 0								
4- 4		0- 0		0- 1		AWAY		1- 1		0- 2		3- 0								
0- 1		0- 0		0- 0		NEUTRAL		0- 1		0- 0		0- 0								
RPI S	Opponent		Score		RPI S	Opponent		Score		RPI S	Opponent		Score		RPI S	Opponent		Score		
10 H	Marquette		1 3		29 N	Purdue		0 3		62 N	Virginia Tech		0 3		103 A	Toledo		1 3		
12 N	Kansas		2 3		31 H	BYU		3 2		66 A	Ball St.		3 1		132 H	Eastern Mich.		2 3		
14 A	Wisconsin		0 3		35 A	Ohio		0 3		75 H	Northern Ill.		3 0		135 A	Buffalo		2 3		
16 H	Creighton		0 3		35 H	Ohio		2 3		75 N	Northern Ill.		1 3		135 H	Buffalo		3 2		
										79 N	Milwaukee		0 3		149 N	Rice		3 1		
										93 A	Western Mich.		1 3		167 A	Miami (OH)		3 2		
										99 A	Notre Dame		1 3		167 H	Miami (OH)		3 2		
															179 A	Oakland		3 0		
															191 H	Central Mich.		3 1		
															192 H	Youngstown St.		3 0		
															212 A	Kent St.		3 1		
															212 H	Kent St.		3 1		
															252 A	Akron		3 1		
															252 H	Akron		3 0		
LAST 10 GAMES																				
					75 N	Northern Ill.		1 3		93 A	Western Mich.		1 3							
					135 A	Buffalo		2 3		167 H	Miami (OH)		3 2							
					252 A	Akron		3 1		103 A	Toledo		1 3							
					212 H	Kent St.		3 1		66 A	Ball St.		3 1							
					35 H	Ohio		2 3		191 H	Central Mich.		3 1							

Non-Div. I Games:

Bowling Green

Average RPI Win:	164	WON-LOST	WINNING	LAST 10	STRENGTH OF	OPP. STRENGTH	TEAM	ADJ	CONF.	ADJ CONF.		
Average RPI Loss:	74	RECORD	PCT. RANK	GAMES	SCHEDULE	OF SCHEDULE	RPI	RPI	RPI	RPI		
DIV. I ONLY		17- 13	.56667	129	5- 5	77	94	84	.5518	82	10	10
DIV. I NON-CONF.		6- 6	.5	165	0- 0	45	50	87	.55985	82	9	9
<hr/>												
TOTALS	RPI 1-25	RPI 26-50		W-L RECORDS		RPI 51-100		RPI 101-150		RPI 150+		
17- 13	0- 3	0- 4		OVERALL		4- 1		6- 5		7- 0		
9- 7	0- 2	0- 1		HOME		2- 0		3- 4		4- 0		
7- 3	0- 1	0- 0		AWAY		1- 1		3- 1		3- 0		
1- 3	0- 0	0- 3		NEUTRAL		1- 0		0- 0		0- 0		
<hr/>												
6- 6	0- 1	0- 4		NON-CONFERENCE		2- 0		2- 1		2- 0		
3- 3	0- 1	0- 1		HOME		0- 0		2- 1		1- 0		
2- 0	0- 0	0- 0		AWAY		1- 0		0- 0		1- 0		
1- 3	0- 0	0- 3		NEUTRAL		1- 0		0- 0		0- 0		
<hr/>												
11- 7	0- 2	0- 0		CONFERENCE		2- 1		4- 4		5- 0		
6- 4	0- 1	0- 0		HOME		2- 0		1- 3		3- 0		
5- 3	0- 1	0- 0		AWAY		0- 1		3- 1		2- 0		
0- 0	0- 0	0- 0		NEUTRAL		0- 0		0- 0		0- 0		
<hr/>												
RPI S	Opponent	Score	RPI S	Opponent	Score	RPI S	Opponent	Score	RPI S	Opponent	Score	
20 A	Colorado St.	0 3	31 N	BYU	0 3	53 N	Xavier	3 0	105 A	San Diego St.	1 3	
20 H	Colorado St.	0 3	38 H	Cal St. Northridge	2 3	72 H	New Mexico	3 2	105 H	San Diego St.	3 0	
25 H	Oregon	0 3	44 N	American	2 3	76 A	Utah St.	0 3	130 H	Santa Clara	2 3	
			46 N	Wichita St.	1 3	76 H	Utah St.	3 1	133 A	UNLV	3 0	
						89 A	UC Irvine	3 1	133 H	UNLV	1 3	
									139 H	Bakersfield	3 0	
									146 A	Boise St.	3 1	
									146 H	Boise St.	2 3	
									147 A	Wyoming	3 0	
									147 H	Wyoming	1 3	
									149 H	Rice	3 2	
									177 H	Belmont	3 2	
									224 H	Air Force	3 1	
									230 A	San Jose St.	3 2	
									230 H	San Jose St.	3 0	
									270 A	Portland	3 0	
									271 A	Nevada	3 0	
									271 H	Nevada	3 0	
<hr/>												
LAST 10 GAMES												
20 H Colorado St.						0	3	133 H UNLV	1	3		
147 H Wyoming						1	3	230 A San Jose St.	3	2		
76 A Utah St.						0	3	271 A Nevada	3	0		
146 A Boise St.						3	1	147 A Wyoming	3	0		
105 H San Diego St.						3	0	20 A Colorado St.	0	3		

Non-Div. I Games:

Fresno St.

Average RPI Win:		182	WON-LOST RECORD		WINNING PCT. RANK		LAST 10 GAMES		STRENGTH OF SCHEDULE		OPP. STRENGTH OF SCHEDULE		TEAM RPI		ADJ RPI		CONF. RPI		ADJ CONF. RPI	
DIV. I ONLY			15- 14		.51724 164		3- 7		51		55		81		.55035 83		3		3	
DIV. I NON-CONF.			12- 3		.8 42		1- 0		164		175		73		.57359 71		4		4	
TOTALS		RPI 1-25		RPI 26-50		W-L RECORDS		RPI 51-100		RPI 101-150		RPI 150+								
15- 14		0- 10		0- 1		OVERALL		4- 2		3- 0		8- 1								
7- 5		0- 4		0- 0		HOME		2- 0		2- 0		3- 1								
4- 8		0- 5		0- 1		AWAY		1- 2		0- 0		3- 0								
4- 1		0- 1		0- 0		NEUTRAL		1- 0		1- 0		2- 0								
12- 3		0- 2		0- 1		NON-CONFERENCE		1- 0		3- 0		8- 0								
5- 0		0- 0		0- 0		HOME		0- 0		2- 0		3- 0								
3- 2		0- 1		0- 1		AWAY		0- 0		0- 0		3- 0								
4- 1		0- 1		0- 0		NEUTRAL		1- 0		1- 0		2- 0								
3- 11		0- 8		0- 0		CONFERENCE		3- 2		0- 0		0- 1								
2- 5		0- 4		0- 0		HOME		2- 0		0- 0		0- 1								
1- 6		0- 4		0- 0		AWAY		1- 2		0- 0		0- 0								
0- 0		0- 0		0- 0		NEUTRAL		0- 0		0- 0		0- 0								
RPI	S	Opponent		Score		RPI	S	Opponent		Score		RPI	S	Opponent		Score				
1	A	Texas		1 3		40	A	Georgia		0 3		58	A	Kansas St.		2 3				
1	H	Texas		0 3								70	N	Lipscomb		3 1				
6	N	Southern California		1 3								74	A	West Virginia		0 3				
10	A	Marquette		1 3								74	H	West Virginia		3 1				
12	A	Kansas		0 3								90	A	Baylor		3 0				
12	H	Kansas		1 3								90	H	Baylor		3 2				
22	A	Iowa St.		0 3																
22	H	Iowa St.		2 3																
23	A	Oklahoma		0 3																
23	H	Oklahoma		2 3																

Non-Div. I Games:

TCU

Average RPI Win: 209		WON-LOST	WINNING	LAST 10	STRENGTH OF		OPP. STRENGTH	TEAM	ADJ	CONF.	ADJ CONF.				
Average RPI Loss: 68		RECORD	PCT. RANK	GAMES	SCHEDULE		OF SCHEDULE	RPI	RPI	RPI	RPI				
DIV. I ONLY		20- 10	.66667	63	9- 1		139	133	85	.54736	84	25	25		
DIV. I NON-CONF.		3- 7	.3	263	0- 0		15	6	110	.54355	104	20	18		
TOTALS		RPI 1-25	RPI 26-50		W-L RECORDS		RPI 51-100		RPI 101-150		RPI 150+				
20- 10		0- 5	0- 1		OVERALL		0- 1		5- 1		15- 2				
13- 3		0- 2	0- 1		HOME		0- 0		4- 0		9- 0				
7- 5		0- 2	0- 0		AWAY		0- 0		1- 1		6- 2				
0- 2		0- 1	0- 0		NEUTRAL		0- 1		0- 0		0- 0				
3- 7		0- 5	0- 1		NON-CONFERENCE		0- 1		2- 0		1- 0				
3- 3		0- 2	0- 1		HOME		0- 0		2- 0		1- 0				
0- 2		0- 2	0- 0		AWAY		0- 0		0- 0		0- 0				
0- 2		0- 1	0- 0		NEUTRAL		0- 1		0- 0		0- 0				
17- 3		0- 0	0- 0		CONFERENCE		0- 0		3- 1		14- 2				
10- 0		0- 0	0- 0		HOME		0- 0		2- 0		8- 0				
7- 3		0- 0	0- 0		AWAY		0- 0		1- 1		6- 2				
0- 0		0- 0	0- 0		NEUTRAL		0- 0		0- 0		0- 0				
RPI S	Opponent	Score		RPI S	Opponent	Score		RPI S	Opponent	Score		RPI S	Opponent	Score	
3 H	Washington	0	3	31 H	BYU	0	3	57 N	Northwestern	0	3	106 A	North Dakota	2	3
11 A	Hawaii	0	3									106 H	North Dakota	3	2
23 H	Oklahoma	1	3									116 A	Idaho St.	3	2
24 N	Arizona	1	3									116 H	Idaho St.	3	1
25 A	Oregon	0	3									122 H	Pacific	3	2
												146 H	Boise St.	3	0
												154 H	Gonzaga	3	0
												171 A	Northern Ariz.	0	3
												171 H	Northern Ariz.	3	1
												183 A	Northern Colo.	3	1
												183 H	Northern Colo.	3	0
												204 A	Montana	3	0
												204 H	Montana	3	0
												231 A	Sacramento St.	1	3
												231 H	Sacramento St.	3	0
												232 A	Eastern Wash.	3	1
												232 H	Eastern Wash.	3	0
												286 A	Montana St.	3	0
												286 H	Montana St.	3	1
												298 A	Southern Utah	3	0
												298 H	Southern Utah	3	0
												304 A	Weber St.	3	1
												304 H	Weber St.	3	0
				LAST 10 GAMES											
				116 A	Idaho St.	3	2	298 H	Southern Utah	3	0				
				304 A	Weber St.	3	1	204 A	Montana	3	0				
				183 H	Northern Colo.	3	0	286 A	Montana St.	3	0				
				106 H	North Dakota	3	2	232 A	Eastern Wash.	3	1				
				171 H	Northern Ariz.	3	1	231 A	Sacramento St.	1	3				

Non-Div. I Games:

Portland St.

Average RPI Win:		155	WON-LOST RECORD		WINNING PCT. RANK		LAST 10 GAMES		STRENGTH OF SCHEDULE		OPP. STRENGTH OF SCHEDULE		TEAM RPI		ADJ RPI		CONF. RPI		ADJ CONF. RPI				
DIV. I ONLY			16- 11		.59259 116		8- 2		113		61		86		.54702 85		8		8				
DIV. I NON-CONF.			7- 6		.53846 156		0- 0		124		29		119		.53331 118		8		8				
TOTALS		RPI 1-25		RPI 26-50				W-L RECORDS		RPI 51-100				RPI 101-150				RPI 150+					
16- 11		1- 4		0- 3				OVERALL		4- 1				5- 1				6- 2					
9- 6		1- 3		0- 2				HOME		2- 0				2- 1				4- 0					
7- 3		0- 1		0- 1				AWAY		2- 0				3- 0				2- 1					
0- 2		0- 0		0- 0				NEUTRAL		0- 1				0- 0				0- 1					
7- 6		1- 2		0- 1				NON-CONFERENCE		1- 1				3- 1				2- 1					
5- 4		1- 2		0- 1				HOME		1- 0				1- 1				2- 0					
2- 0		0- 0		0- 0				AWAY		0- 0				2- 0				0- 0					
0- 2		0- 0		0- 0				NEUTRAL		0- 1				0- 0				0- 1					
9- 5		0- 2		0- 2				CONFERENCE		3- 0				2- 0				4- 1					
4- 2		0- 1		0- 1				HOME		1- 0				1- 0				2- 0					
5- 3		0- 1		0- 1				AWAY		2- 0				1- 0				2- 1					
0- 0		0- 0		0- 0				NEUTRAL		0- 0				0- 0				0- 0					
RPI	S	Opponent		Score		RPI	S	Opponent		Score		RPI	S	Opponent		Score		RPI	S	Opponent		Score	
9	H	Kentucky		0	3	38	A	Cal St. Northridge		1	3	51	N	Miami (FL)		2	3	114	A	Loyola Marymount		3	0
11	A	Hawaii		1	3	38	H	Cal St. Northridge		2	3	59	A	UC Santa Barbara		3	2	118	A	San Francisco		3	2
11	H	Hawaii		0	3	42	H	UCLA		2	3	68	H	Col. of Charleston		3	1	136	H	Oregon St.		2	3
17	H	Illinois		3	1							89	A	UC Irvine		3	0	139	H	Bakersfield		3	0
19	H	Florida St.		2	3							89	H	UC Irvine		3	0	150	A	UC Davis		3	1
																		150	H	UC Davis		3	1
																		162	A	Cal Poly		0	3
																		195	A	Cal St. Fullerton		3	1
																		195	H	Cal St. Fullerton		3	2
																		215	H	Seattle		3	0
																		224	N	Air Force		2	3
																		288	A	UC Riverside		3	1
																		288	H	UC Riverside		3	0
																		310	H	Prairie View		3	0
						LAST 10 GAMES																	
						89	A	UC Irvine		3	0	11	A	Hawaii		1	3						
						195	A	Cal St. Fullerton		3	1	89	H	UC Irvine		3	0						
						288	A	UC Riverside		3	1	288	H	UC Riverside		3	0						
						38	H	Cal St. Northridge		2	3	195	H	Cal St. Fullerton		3	2						
						150	H	UC Davis		3	1	150	A	UC Davis		3	1						

Non-Div. I Games:

Long Beach St.

Average RPI Win:		258	WON-LOST RECORD		WINNING PCT. RANK		LAST 10 GAMES		STRENGTH OF SCHEDULE		OPP. STRENGTH OF SCHEDULE		TEAM RPI		ADJ RPI		CONF. RPI		ADJ CONF. RPI				
DIV. I ONLY			23- 7		.76667 32		10- 0		235		263		100		.54278 87		30		30				
DIV. I NON-CONF.			7- 7		.5 165		0- 0		72		52		109		.54268 106		30		30				
TOTALS		RPI 1-25		RPI 26-50		W-L RECORDS		RPI 51-100		RPI 101-150		RPI 150+											
23- 7		0- 3		1- 1		OVERALL		0- 1		0- 2		22- 0											
13- 1		0- 0		1- 0		HOME		0- 1		0- 0		12- 0											
7- 3		0- 2		0- 0		AWAY		0- 0		0- 1		7- 0											
3- 3		0- 1		0- 1		NEUTRAL		0- 0		0- 1		3- 0											
7- 7		0- 3		1- 1		NON-CONFERENCE		0- 1		0- 2		6- 0											
4- 1		0- 0		1- 0		HOME		0- 1		0- 0		3- 0											
0- 3		0- 2		0- 0		AWAY		0- 0		0- 1		0- 0											
3- 3		0- 1		0- 1		NEUTRAL		0- 0		0- 1		3- 0											
16- 0		0- 0		0- 0		CONFERENCE		0- 0		0- 0		16- 0											
9- 0		0- 0		0- 0		HOME		0- 0		0- 0		9- 0											
7- 0		0- 0		0- 0		AWAY		0- 0		0- 0		7- 0											
0- 0		0- 0		0- 0		NEUTRAL		0- 0		0- 0		0- 0											
RPI	S	Opponent		Score		RPI	S	Opponent		Score		RPI	S	Opponent		Score		RPI	S	Opponent		Score	
4	A	Florida		1	3	39	N	Tulsa		2	3	78	H	Seton Hall		0	3	121	A	Maryland		0	3
18	N	Duke		0	3	50	H	Colgate		3	2							144	N	UMKC		1	3
23	A	Oklahoma		1	3													156	H	Fairfield		3	1
																		168	N	Penn		3	2
																		200	H	Hofstra		3	0
																		201	A	Central Conn. St.		3	0
																		201	H	Central Conn. St.		3	0
																		201	H	Central Conn. St.		3	1
																		228	H	Cornell		3	2
																		261	A	Sacred Heart		3	0
																		261	H	Sacred Heart		3	0
																		293	N	Neb. Omaha		3	0
																		297	N	New Orleans		3	0
																		299	A	Robert Morris		3	0
																		299	H	Robert Morris		3	0
																		299	H	Robert Morris		3	1
																		302	A	Saint Francis (PA)		3	0
																		302	H	Saint Francis (PA)		3	0
																		312	A	Bryant		3	0
																		312	H	Bryant		3	0
																		320	A	St. Francis Brooklyn		3	0
																		320	H	St. Francis Brooklyn		3	0
																		324	A	Fairleigh Dickinson		3	0
																		324	H	Fairleigh Dickinson		3	0
LAST 10 GAMES																							
						201	H	Central Conn. St.		3	0	302	H	Saint Francis (PA)		3	0	324	A	Fairleigh Dickinson		3	0
						299	H	Robert Morris		3	0	320	A	St. Francis Brooklyn		3	0						
						312	A	Bryant		3	0	261	A	Sacred Heart		3	0						
						201	A	Central Conn. St.		3	0	324	A	Fairleigh Dickinson		3	0						
						299	H	Robert Morris		3	1	320	H	St. Francis Brooklyn		3	0						

Non-Div. I Games:

LIU Brooklyn

Average RPI Win:	158	WON-LOST RECORD	WINNING PCT. RANK	LAST 10 GAMES	STRENGTH OF SCHEDULE	OPP. STRENGTH OF SCHEDULE	TEAM RPI	ADJ RPI	CONF. RPI	ADJ CONF. RPI		
DIV. I ONLY		17- 14	.54839	140	5- 5	84	67	90	.54231	88	6	6
DIV. I NON-CONF.		8- 5	.61538	112	0- 0	108	118	94	.54741	98	6	6
<hr/>												
TOTALS	RPI 1-25	RPI 26-50		W-L RECORDS		RPI 51-100		RPI 101-150		RPI 150+		
17- 14	0- 4	0- 1		OVERALL		3- 5		5- 2		9- 2		
8- 5	0- 1	0- 0		HOME		2- 2		3- 0		3- 2		
4- 7	0- 3	0- 0		AWAY		0- 3		1- 1		3- 0		
5- 2	0- 0	0- 1		NEUTRAL		1- 0		1- 1		3- 0		
<hr/>												
8- 5	0- 1	0- 1		NON-CONFERENCE		1- 1		2- 1		5- 1		
1- 2	0- 0	0- 0		HOME		0- 1		0- 0		1- 1		
2- 1	0- 1	0- 0		AWAY		0- 0		1- 0		1- 0		
5- 2	0- 0	0- 1		NEUTRAL		1- 0		1- 1		3- 0		
<hr/>												
9- 9	0- 3	0- 0		CONFERENCE		2- 4		3- 1		4- 1		
7- 3	0- 1	0- 0		HOME		2- 1		3- 0		2- 1		
2- 6	0- 2	0- 0		AWAY		0- 3		0- 1		2- 0		
0- 0	0- 0	0- 0		NEUTRAL		0- 0		0- 0		0- 0		
<hr/>												
RPI S	Opponent	Score		RPI S	Opponent	Score		RPI S	Opponent	Score		
5 A	Missouri	1	3	29 N	Purdue	2	3	51 A	Miami (FL)	0	3	
18 H	Duke	1	3					108 H	Wake Forest	3	2	
19 A	Florida St.	0	3					113 H	Clemson	3	0	
21 A	North Carolina	1	3					116 N	Idaho St.	0	3	
								121 A	Maryland	1	3	
								121 H	Maryland	3	2	
								131 N	South Dakota	3	1	
								134 A	South Fla.	3	2	
								160 H	Georgia Tech	3	0	
								170 A	Syracuse	3	0	
								170 H	Syracuse	1	3	
								181 N	Arkansas St.	3	0	
								193 N	Fla. Atlantic	3	0	
								203 A	UConn	3	2	
								225 A	Boston College	3	2	
								225 H	Boston College	3	0	
								228 H	Cornell	2	3	
								237 N	Albany (NY)	3	0	
								284 H	Rutgers	3	1	
<hr/>												
LAST 10 GAMES				LAST 10 GAMES				LAST 10 GAMES				
52 H North Carolina St.				3	0	108 H Wake Forest				3	2	
121 H Maryland				3	2	99 A Notre Dame				2	3	
225 A Boston College				3	2	121 A Maryland				1	3	
170 A Syracuse				3	0	21 A North Carolina				1	3	
18 H Duke				1	3	52 A North Carolina St.				2	3	

Non-Div. I Games:

Pittsburgh

Average RPI Win:	165	WON-LOST RECORD	WINNING PCT. RANK	LAST 10 GAMES	STRENGTH OF SCHEDULE	OPP. STRENGTH OF SCHEDULE	TEAM RPI	ADJ RPI	CONF. RPI	ADJ CONF. RPI	
Average RPI Loss:	68	14- 14	.5 171	5- 5	46	87	89	.54112	89	8	8
DIV. I ONLY		9- 5	.64286 99	0- 0	24	93	46	.60387	48	8	8
DIV. I NON-CONF.											
<hr/>											
TOTALS	RPI 1-25	RPI 26-50		W-L RECORDS		RPI 51-100		RPI 101-150		RPI 150+	
14- 14	0- 3	1- 4		OVERALL		1- 4		5- 1		7- 2	
5- 4	0- 1	1- 1		HOME		1- 2		1- 0		2- 0	
4- 9	0- 2	0- 2		AWAY		0- 2		1- 1		3- 2	
5- 1	0- 0	0- 1		NEUTRAL		0- 0		3- 0		2- 0	
<hr/>											
9- 5	0- 1	1- 2		NON-CONFERENCE		1- 1		4- 0		3- 1	
2- 1	0- 0	1- 0		HOME		1- 1		0- 0		0- 0	
2- 3	0- 1	0- 1		AWAY		0- 0		1- 0		1- 1	
5- 1	0- 0	0- 1		NEUTRAL		0- 0		3- 0		2- 0	
<hr/>											
5- 9	0- 2	0- 2		CONFERENCE		0- 3		1- 1		4- 1	
3- 3	0- 1	0- 1		HOME		0- 1		1- 0		2- 0	
2- 6	0- 1	0- 1		AWAY		0- 2		0- 1		2- 1	
0- 0	0- 0	0- 0		NEUTRAL		0- 0		0- 0		0- 0	
<hr/>											
RPI S	Opponent	Score		RPI S	Opponent	Score		RPI S	Opponent	Score	
6 A	Southern California	0	3	26 N	Utah	1	3	53 H	Xavier	3	2
11 A	Hawaii	0	3	31 A	BYU	0	3	59 A	UC Santa Barbara	0	3
11 H	Hawaii	1	3	38 A	Cal St. Northridge	1	3	82 H	Fresno St.	1	3
				38 H	Cal St. Northridge	1	3	85 A	Long Beach St.	0	3
				44 H	American	3	1	85 H	Long Beach St.	0	3

Non-Div. I Games:

UC Irvine

Average RPI Win:	130	WON-LOST	WINNING	LAST 10	STRENGTH OF	OPP. STRENGTH	TEAM	ADJ	CONF.	ADJ CONF.		
Average RPI Loss:	62	RECORD	PCT. RANK	GAMES	SCHEDULE	OF SCHEDULE	RPI	RPI	RPI	RPI		
DIV. I ONLY		12- 19	.3871	238	3- 7	21	44	98	.54111	90	3	3
DIV. I NON-CONF.		8- 8	.5	165	0- 0	39	86	87	.55565	88	4	4
<hr/>												
TOTALS	RPI 1-25	RPI 26-50		W-L RECORDS		RPI 51-100		RPI 101-150		RPI 150+		
12- 19	0- 8	1- 2		OVERALL		4- 5		3- 1		4- 3		
7- 9	0- 4	1- 1		HOME		3- 3		1- 0		2- 1		
4- 8	0- 4	0- 0		AWAY		1- 2		1- 1		2- 1		
1- 2	0- 0	0- 1		NEUTRAL		0- 0		1- 0		0- 1		
<hr/>												
8- 8	0- 1	1- 2		NON-CONFERENCE		2- 1		3- 1		2- 3		
5- 3	0- 0	1- 1		HOME		2- 1		1- 0		1- 1		
2- 3	0- 1	0- 0		AWAY		0- 0		1- 1		1- 1		
1- 2	0- 0	0- 1		NEUTRAL		0- 0		1- 0		0- 1		
<hr/>												
4- 11	0- 7	0- 0		CONFERENCE		2- 4		0- 0		2- 0		
2- 6	0- 4	0- 0		HOME		1- 2		0- 0		1- 0		
2- 5	0- 3	0- 0		AWAY		1- 2		0- 0		1- 0		
0- 0	0- 0	0- 0		NEUTRAL		0- 0		0- 0		0- 0		
<hr/>												
RPI S	Opponent	Score	RPI S	Opponent	Score	RPI S	Opponent	Score	RPI S	Opponent	Score	
1	H Texas	1 3	34	N LSU	2 3	54	H Colorado	0 3	104	A Texas St.	1 3	
12	A Kansas	0 3	39	H Tulsa	0 3	58	A Kansas St.	0 3	124	N North Texas	3 0	
12	H Kansas	1 3	47	H UTSA	3 1	58	H Kansas St.	3 1	138	H Mississippi St.	3 1	
20	A Colorado St.	0 3				74	A West Virginia	3 0	149	A Rice	3 1	
22	A Iowa St.	0 3				74	H West Virginia	1 3	153	H Appalachian St.	3 0	
22	H Iowa St.	0 3				83	A TCU	2 3	161	H Texas-Arlington	1 3	
23	A Oklahoma	0 3				83	H TCU	0 3	162	N Cal Poly	2 3	
23	H Oklahoma	0 3				92	H SMU	3 0	183	A Northern Colo.	0 3	
						97	H Northwestern St.	3 1	197	A Houston	3 2	
									213	A Texas Tech	3 1	
									213	H Texas Tech	3 0	
<hr/>												
LAST 10 GAMES												
74	H West Virginia	1 3	22	H Iowa St.	0 3							
58	A Kansas St.	0 3	12	A Kansas	0 3							
23	A Oklahoma	0 3	213	A Texas Tech	3 1							
213	H Texas Tech	3 0	58	H Kansas St.	3 1							
83	A TCU	2 3	23	H Oklahoma	0 3							

Non-Div. I Games:

Baylor

Average RPI Win: 223		WON-LOST RECORD		WINNING PCT. RANK		LAST 10 GAMES		STRENGTH OF SCHEDULE		OPP. STRENGTH OF SCHEDULE		TEAM RPI		ADJ RPI		CONF. RPI		ADJ CONF. RPI					
DIV. I ONLY		27- 7		.79412		26		9- 1		244		166		83		.541		91		24		26	
DIV. I NON-CONF.		9- 6		.6		118		0- 0		200		81		134		.51005		139		26		25	
TOTALS		RPI 1-25		RPI 26-50		W-L RECORDS		RPI 51-100		RPI 101-150		RPI 150+											
27- 7		0- 1		0- 1		OVERALL		1- 2		2- 0		24- 3											
16- 2		0- 0		0- 0		HOME		0- 1		2- 0		14- 1											
9- 3		0- 1		0- 0		AWAY		1- 1		0- 0		8- 1											
2- 2		0- 0		0- 1		NEUTRAL		0- 0		0- 0		2- 1											
9- 6		0- 1		0- 1		NON-CONFERENCE		1- 2		2- 0		6- 2											
5- 2		0- 0		0- 0		HOME		0- 1		2- 0		3- 1											
2- 2		0- 1		0- 0		AWAY		1- 1		0- 0		1- 0											
2- 2		0- 0		0- 1		NEUTRAL		0- 0		0- 0		2- 1											
18- 1		0- 0		0- 0		CONFERENCE		0- 0		0- 0		18- 1											
11- 0		0- 0		0- 0		HOME		0- 0		0- 0		11- 0											
7- 1		0- 0		0- 0		AWAY		0- 0		0- 0		7- 1											
0- 0		0- 0		0- 0		NEUTRAL		0- 0		0- 0		0- 0											
RPI	S	Opponent		Score		RPI	S	Opponent		Score		RPI	S	Opponent		Score							
9	A	Kentucky		0 3		41	N	Butler		1 3		53	A	Xavier		0 3							
												74	H	West Virginia		1 3							
												88	A	Pittsburgh		3 2							
												109	H	IUPUI		3 2							
												125	H	Marshall		3 0							
												173	A	Southeast Mo. St.		3 2							
												176	N	Tennessee		2 3							
												177	A	Belmont		3 0							
												177	H	Belmont		3 2							
												184	A	Eastern Ky.		2 3							
												184	H	Eastern Ky.		3 0							
												188	H	Eastern Ill.		3 2							
												190	H	Hampton		3 1							
												199	H	Saint Louis		0 3							
												208	H	Austin Peay		3 1							
												208	H	Austin Peay		3 2							
												228	N	Cornell		3 1							
												234	H	Campbell		3 1							
												238	A	Murray St.		3 0							
												244	A	Jacksonville St.		3 0							
												244	H	Jacksonville St.		3 0							
												253	H	SIU Edwardsville		3 0							
												253	H	SIU Edwardsville		3 1							
												254	A	Tennessee St.		3 0							
												254	H	Tennessee St.		3 0							
												254	H	Tennessee St.		3 0							
												263	A	Cincinnati		3 1							
												284	N	Rutgers		3 0							
												286	H	Montana St.		3 2							
												292	A	UT Martin		3 0							
LAST 10 GAMES																							
253 H SIU Edwardsville						3 0						177 H Belmont						3 2					
208 H Austin Peay						3 2						254 H Tennessee St.						3 0					
254 H Tennessee St.						3 0						244 A Jacksonville St.						3 0					
208 H Austin Peay						3 1						300 A Tennessee Tech						3 0					
184 A Eastern Ky.						2 3						292 A UT Martin						3 0					

Non-Div. I Games:

Morehead St.

RPI	S	Opponent	Score	
300	A	Tennessee Tech	3	0
300	H	Tennessee Tech	3	0

Morehead St.

M
o
r
e
h
e
a
d
s
t
.

M
o
r
e
h
e
a
d
s
t
.

Average RPI Win: 208		WON-LOST RECORD	WINNING PCT. RANK		LAST 10 GAMES		STRENGTH OF SCHEDULE		OPP. STRENGTH OF SCHEDULE		TEAM RPI	ADJ RPI	CONF. RPI	ADJ CONF. RPI	
Average RPI Loss: 103															
DIV. I ONLY		21- 9	.7	52	9- 1		185		165		96	.54099	92	14	14
DIV. I NON-CONF.		8- 5	.61538	112	0- 0		166		198		124	.52404	121	14	14
<hr/>															
TOTALS		RPI 1-25		RPI 26-50		W-L RECORDS		RPI 51-100		RPI 101-150		RPI 150+			
21- 9		0- 0		0- 2		OVERALL		2- 2		3- 3		16- 2			
10- 2		0- 0		0- 1		HOME		0- 0		1- 1		9- 0			
7- 4		0- 0		0- 1		AWAY		1- 1		2- 1		4- 1			
4- 3		0- 0		0- 0		NEUTRAL		1- 1		0- 1		3- 1			
8- 5		0- 0		0- 0		NON-CONFERENCE		2- 2		0- 2		6- 1			
3- 0		0- 0		0- 0		HOME		0- 0		0- 0		3- 0			
1- 2		0- 0		0- 0		AWAY		1- 1		0- 1		0- 0			
4- 3		0- 0		0- 0		NEUTRAL		1- 1		0- 1		3- 1			
13- 4		0- 0		0- 2		CONFERENCE		0- 0		3- 1		10- 1			
7- 2		0- 0		0- 1		HOME		0- 0		1- 1		6- 0			
6- 2		0- 0		0- 1		AWAY		0- 0		2- 0		4- 1			
0- 0		0- 0		0- 0		NEUTRAL		0- 0		0- 0		0- 0			
RPI	S	Opponent	Score	RPI	S	Opponent	Score	RPI	S	Opponent	Score	RPI	S	Opponent	Score
				36	A	Louisville	1 3	66	N	Ball St.	1 3	104	A	Texas St.	1 3
				36	H	Louisville	0 3	68	A	Col. of Charleston	3 1	111	A	UCF	3 1
								80	N	Northeastern	3 2	111	H	UCF	3 0
								90	A	Baylor	0 3	118	N	San Francisco	2 3
												134	A	South Fla.	3 0
												134	H	South Fla.	2 3
												163	H	Sam Houston St.	3 0
												165	N	Harvard	2 3
												182	A	Temple	1 3
												182	H	Temple	3 0
												196	H	Davidson	3 1
												197	H	Houston	3 1
												203	A	UConn	3 0
												203	H	UConn	3 0
												226	A	Memphis	3 1
												226	H	Memphis	3 0
												249	N	Lamar	3 0
												263	A	Cincinnati	3 1
												263	H	Cincinnati	3 0
												284	A	Rutgers	3 1
												284	H	Rutgers	3 0
												285	N	Alabama A&M	3 0
												318	N	Quinnipiac	3 0
												330	H	Grambling	3 0
<hr/>															
				LAST 10 GAMES											
				134	A	South Fla.	3 0	263	A	Cincinnati	3 1				
				111	A	UCF	3 1	203	H	UConn	3 0				
				226	H	Memphis	3 0	284	H	Rutgers	3 0				
				182	H	Temple	3 0	197	H	Houston	3 1				
				36	A	Louisville	1 3	111	H	UCF	3 0				

Non-Div. I Games:

SMU

Average RPI Win: 180		WON-LOST	WINNING	LAST 10	STRENGTH OF		OPP. STRENGTH	TEAM	ADJ	CONF.	ADJ CONF.
Average RPI Loss: 83		RECORD	PCT. RANK	GAMES	SCHEDULE		OF SCHEDULE	RPI	RPI	RPI	RPI
DIV. I ONLY		17- 14	.54839	140	5- 5		87	97	101	.54078	93
DIV. I NON-CONF.		7- 6	.53846	156	0- 0		143	107	130	.52145	124
TOTALS		RPI 1-25	RPI 26-50		W-L RECORDS		RPI 51-100		RPI 101-150		RPI 150+
17- 14	0- 2	0- 1		OVERALL		4- 5		3- 5		10- 1	
6- 6	0- 1	0- 1		HOME		3- 2		1- 2		2- 0	
6- 5	0- 1	0- 0		AWAY		0- 2		2- 2		4- 0	
5- 3	0- 0	0- 0		NEUTRAL		1- 1		0- 1		4- 1	
7- 6	0- 2	0- 0		NON-CONFERENCE		2- 1		0- 2		5- 1	
2- 2	0- 1	0- 0		HOME		2- 0		0- 1		0- 0	
1- 2	0- 1	0- 0		AWAY		0- 0		0- 1		1- 0	
4- 2	0- 0	0- 0		NEUTRAL		0- 1		0- 0		4- 1	
10- 8	0- 0	0- 1		CONFERENCE		2- 4		3- 3		5- 0	
4- 4	0- 0	0- 1		HOME		1- 2		1- 1		2- 0	
5- 3	0- 0	0- 0		AWAY		0- 2		2- 1		3- 0	
1- 1	0- 0	0- 0		NEUTRAL		1- 0		0- 1		0- 0	
RPI S	Opponent	Score		RPI S	Opponent	Score		RPI S	Opponent	Score	
4 A	Florida	1	3	35 H	Ohio	2	3	57 H	Northwestern	3	2
23 H	Oklahoma	0	3					60 N	Western Ky.	1	3
								66 A	Ball St.	1	3
								66 H	Ball St.	1	3
								66 N	Ball St.	3	1
								75 A	Northern Ill.	1	3
								75 H	Northern Ill.	2	3
								79 H	Milwaukee	3	2
								81 H	Bowling Green	3	1
								103 A	Toledo	2	3
								103 H	Toledo	2	3
								112 A	Dayton	1	3
								132 A	Eastern Mich.	3	1
								132 H	Eastern Mich.	3	1
								132 N	Eastern Mich.	0	3
								135 A	Buffalo	3	0
								143 H	IPFW	0	3
								167 A	Miami (OH)	3	2
								169 N	Georgetown	2	3
								191 A	Central Mich.	3	2
								191 H	Central Mich.	3	1
								212 H	Kent St.	3	0
								223 N	Iona	3	0
								252 A	Akron	3	0
								268 N	McNeese St.	3	0
								279 A	Louisiana Tech	3	1
								296 N	Wright St.	3	0
								297 N	New Orleans	3	0
LAST 10 GAMES				LAST 10 GAMES				LAST 10 GAMES			
				132 N	Eastern Mich.	0	3	132 A	Eastern Mich.	3	1
				66 N	Ball St.	3	1	81 H	Bowling Green	3	1
				66 H	Ball St.	1	3	75 A	Northern Ill.	1	3
				103 H	Toledo	2	3	35 H	Ohio	2	3
				191 A	Central Mich.	3	2	212 H	Kent St.	3	0

Non-Div. I Games:

Western Mich.

Average RPI Win:		214	WON-LOST RECORD		WINNING PCT. RANK		LAST 10 GAMES		STRENGTH OF SCHEDULE		OPP. STRENGTH OF SCHEDULE		TEAM RPI		ADJ RPI		CONF. RPI		ADJ CONF. RPI				
Average RPI Loss:		79																					
DIV. I ONLY			20- 10		.66667 63		9- 1		187		156		107		.53866 94		26		23				
DIV. I NON-CONF.			6- 8		.42857 208		1- 0		133		47		156		.5048 145		23		23				
TOTALS		RPI 1-25		RPI 26-50		W-L RECORDS		RPI 51-100		RPI 101-150		RPI 150+											
20- 10		0- 1		0- 3		OVERALL		1- 2		5- 3		14- 1											
13- 3		0- 0		0- 1		HOME		1- 1		3- 1		9- 0											
6- 4		0- 1		0- 1		AWAY		0- 0		2- 1		4- 1											
1- 3		0- 0		0- 1		NEUTRAL		0- 1		0- 1		1- 0											
6- 8		0- 1		0- 3		NON-CONFERENCE		1- 2		0- 2		5- 0											
5- 3		0- 0		0- 1		HOME		1- 1		0- 1		4- 0											
0- 2		0- 1		0- 1		AWAY		0- 0		0- 0		0- 0											
1- 3		0- 0		0- 1		NEUTRAL		0- 1		0- 1		1- 0											
14- 2		0- 0		0- 0		CONFERENCE		0- 0		5- 1		9- 1											
8- 0		0- 0		0- 0		HOME		0- 0		3- 0		5- 0											
6- 2		0- 0		0- 0		AWAY		0- 0		2- 1		4- 1											
0- 0		0- 0		0- 0		NEUTRAL		0- 0		0- 0		0- 0											
RPI	S	Opponent		Score		RPI	S	Opponent		Score		RPI	S	Opponent		Score		RPI	S	Opponent		Score	
11	A	Hawaii		0	3	26	H	Utah		2	3	59	N	UC Santa Barbara		2	3	129	H	UALR		1	3
						30	A	California		0	3	72	H	New Mexico		2	3	130	N	Santa Clara		1	3
						42	N	UCLA		0	3	75	H	Northern Ill.		3	1	139	A	Bakersfield		2	3
																		139	H	Bakersfield		3	0
																		142	A	Idaho		3	1
																		142	H	Idaho		3	0
																		144	A	UMKC		3	0
																		144	H	UMKC		3	1
																		151	H	UTEP		3	1
																		152	A	Utah Valley		0	3
																		152	H	Utah Valley		3	0
																		190	H	Hampton		3	1
																		215	A	Seattle		3	1
																		215	H	Seattle		3	1
																		269	A	Grand Canyon		3	0
																		269	H	Grand Canyon		3	0
																		271	N	Nevada		3	0
																		274	A	Tex.-Pan American		3	1
																		274	H	Tex.-Pan American		3	0
																		275	H	South Dakota St.		3	0
																		298	H	Southern Utah		3	1
																		316	A	Chicago St.		3	0
																		316	H	Chicago St.		3	0
LAST 10 GAMES																							
						152	H	Utah Valley		3	0	215	A	Seattle		3	1						
						151	H	UTEP		3	1	142	A	Idaho		3	1						
						316	H	Chicago St.		3	0	274	H	Tex.-Pan American		3	0						
						144	H	UMKC		3	1	269	H	Grand Canyon		3	0						
						269	A	Grand Canyon		3	0	152	A	Utah Valley		0	3						

Non-Div. I Games:

New Mexico St.

Average RPI Win:		241	WON-LOST RECORD		WINNING PCT. RANK		LAST 10 GAMES		STRENGTH OF SCHEDULE		OPP. STRENGTH OF SCHEDULE		TEAM RPI		ADJ RPI		CONF. RPI		ADJ CONF. RPI	
DIV. I ONLY			20- 7		.74074 46		7- 3		204		242		95		.53864 95		20		20	
DIV. I NON-CONF.			8- 2		.8 42		0- 0		169		288		82		.55789 86		22		22	
TOTALS		RPI 1-25		RPI 26-50		W-L RECORDS		RPI 51-100		RPI 101-150		RPI 150+								
20- 7		0- 0		0- 3		OVERALL		0- 3		1- 0		19- 1								
5- 2		0- 0		0- 1		HOME		0- 1		1- 0		4- 0								
9- 4		0- 0		0- 2		AWAY		0- 2		0- 0		9- 0								
6- 1		0- 0		0- 0		NEUTRAL		0- 0		0- 0		6- 1								
8- 2		0- 0		0- 1		NON-CONFERENCE		0- 1		0- 0		8- 0								
0- 0		0- 0		0- 0		HOME		0- 0		0- 0		0- 0								
2- 2		0- 0		0- 1		AWAY		0- 1		0- 0		2- 0								
6- 0		0- 0		0- 0		NEUTRAL		0- 0		0- 0		6- 0								
12- 5		0- 0		0- 2		CONFERENCE		0- 2		1- 0		11- 1								
5- 2		0- 0		0- 1		HOME		0- 1		1- 0		4- 0								
7- 2		0- 0		0- 1		AWAY		0- 1		0- 0		7- 0								
0- 1		0- 0		0- 0		NEUTRAL		0- 0		0- 0		0- 1								
RPI	S	Opponent		Score		RPI	S	Opponent		Score		RPI	S	Opponent		Score				
				39	A	Tulsa	2		3	73	A	Ga. Southern	1		3	127	H	A&M-Corpus Christi	3	2
				45	A	Central Ark.	1		3	97	A	Northwestern St.	0		3	151	A	UTEP	3	1
				45	H	Central Ark.	1		3	97	H	Northwestern St.	2		3	163	A	Sam Houston St.	3	0
																185	A	Stephen F. Austin	3	1
																185	H	Stephen F. Austin	3	2
																198	N	High Point	3	1
																202	H	Houston Baptist	3	0
																202	N	Houston Baptist	1	3
																219	N	North Dakota St.	3	0
																249	A	Lamar	3	1
																256	A	Texas Southern	3	0
																256	N	Texas Southern	3	0
																265	A	Southeastern La.	3	0
																265	H	Southeastern La.	3	0
																268	A	McNeese St.	3	0
																295	A	Nicholls St.	3	0
																297	A	New Orleans	3	0
																297	H	New Orleans	3	0
																310	N	Prairie View	3	0
																317	N	Southern U.	3	0
																317	N	Southern U.	3	0
				LAST 10 GAMES																
				202	N	Houston Baptist	1		3	249	A	Lamar	3		1					
				297	H	New Orleans	3		0	163	A	Sam Houston St.	3		0					
				265	H	Southeastern La.	3		0	97	A	Northwestern St.	0		3					
				185	A	Stephen F. Austin	3		1	202	H	Houston Baptist	3		0					
				45	H	Central Ark.	1		3	127	H	A&M-Corpus Christi	3		2					

Non-Div. I Games: Abilene Christian 3 0 Incarnate Word 3 0

Oral Roberts

[illegible]

Non-Div. I Games:

Jacksonville

Average RPI Win:	222	WON-LOST	WINNING	LAST 10	STRENGTH OF	OPP. STRENGTH	TEAM	ADJ	CONF.	ADJ CONF.	
Average RPI Loss:	79	RECORD	PCT. RANK	GAMES	SCHEDULE	OF SCHEDULE	RPI	RPI	RPI	RPI	
DIV. I ONLY	19- 12	.6129	93	6- 2	127	162	104	.53784	97	20	20
DIV. I NON-CONF.	4- 8	.33333	248	0- 0	136	87	197	.47497	187	22	22
<hr/>											
TOTALS	RPI 1-25	RPI 26-50		W-L RECORDS		RPI 51-100		RPI 101-150		RPI 150+	
19- 12	0- 0	0- 5		OVERALL		2- 3		1- 3		16- 1	
8- 2	0- 0	0- 1		HOME		1- 0		0- 0		7- 1	
7- 4	0- 0	0- 2		AWAY		1- 1		1- 1		5- 0	
4- 6	0- 0	0- 2		NEUTRAL		0- 2		0- 2		4- 0	
<hr/>											
4- 8	0- 0	0- 2		NON-CONFERENCE		0- 3		0- 3		4- 0	
1- 0	0- 0	0- 0		HOME		0- 0		0- 0		1- 0	
1- 3	0- 0	0- 1		AWAY		0- 1		0- 1		1- 0	
2- 5	0- 0	0- 1		NEUTRAL		0- 2		0- 2		2- 0	
<hr/>											
15- 4	0- 0	0- 3		CONFERENCE		2- 0		1- 0		12- 1	
7- 2	0- 0	0- 1		HOME		1- 0		0- 0		6- 1	
6- 1	0- 0	0- 1		AWAY		1- 0		1- 0		4- 0	
2- 1	0- 0	0- 1		NEUTRAL		0- 0		0- 0		2- 0	
<hr/>											
RPI S	Opponent	Score	RPI S	Opponent	Score	RPI S	Opponent	Score	RPI S	Opponent	Score
			26 N	Utah	0 3	54 N	Colorado	0 3	104 N	Texas St.	1 3
			37 A	Arkansas	0 3	72 N	New Mexico	0 3	124 A	North Texas	0 3
			45 A	Central Ark.	1 3	90 A	Baylor	1 3	127 A	A&M-Corpus Christi	3 0
			45 H	Central Ark.	1 3	95 A	Oral Roberts	3 2	144 N	UMKC	0 3
			45 N	Central Ark.	2 3	95 H	Oral Roberts	3 0	153 N	Appalachian St.	3 0
									163 H	Sam Houston St.	1 3
									180 H	Southern Miss.	3 1
									185 A	Stephen F. Austin	3 1
									185 H	Stephen F. Austin	3 1
									202 A	Houston Baptist	3 1
									202 N	Houston Baptist	3 0
									249 H	Lamar	3 1
									265 A	Southeastern La.	3 2
									265 H	Southeastern La.	3 2
									268 H	McNeese St.	3 1
									268 N	McNeese St.	3 0
									279 A	Louisiana Tech	3 2
									295 H	Nicholls St.	3 1
									297 A	New Orleans	3 1
									297 H	New Orleans	3 0
									310 N	Prairie View	3 0
<hr/>											
LAST 10 GAMES											
			45 N	Central Ark.	2 3	265 A	Southeastern La.	3 2			
			202 N	Houston Baptist	3 0	297 A	New Orleans	3 1			
			268 N	McNeese St.	3 0	95 H	Oral Roberts	3 0			
			185 A	Stephen F. Austin	3 1	163 H	Sam Houston St.	1 3			
			45 H	Central Ark.	1 3	249 H	Lamar	3 1			

Non-Div. I Games: Abilene Christian 3 1 Incarnate Word 3 2

Northwestern St.

Average RPI Win:		188	WON-LOST RECORD		WINNING PCT. RANK		LAST 10 GAMES		STRENGTH OF SCHEDULE		OPP. STRENGTH OF SCHEDULE		TEAM RPI		ADJ RPI		CONF. RPI		ADJ CONF. RPI	
DIV. I ONLY			20- 9		.68966 55		9- 1		186		137		97		.53776 98		21		22	
DIV. I NON-CONF.			6- 7		.46154 190		0- 0		157		81		160		.49406 159		18		19	
TOTALS		RPI 1-25		RPI 26-50		W-L RECORDS		RPI 51-100		RPI 101-150		RPI 150+								
20- 9		0- 0		0- 1		OVERALL		4- 3		3- 2		13- 3								
9- 1		0- 0		0- 0		HOME		2- 1		1- 0		6- 0								
7- 4		0- 0		0- 1		AWAY		1- 1		0- 1		6- 1								
4- 4		0- 0		0- 0		NEUTRAL		1- 1		2- 1		1- 2								
6- 7		0- 0		0- 1		NON-CONFERENCE		2- 2		1- 2		3- 2								
3- 0		0- 0		0- 0		HOME		2- 0		0- 0		1- 0								
1- 3		0- 0		0- 1		AWAY		0- 1		0- 1		1- 0								
2- 4		0- 0		0- 0		NEUTRAL		0- 1		1- 1		1- 2								
14- 2		0- 0		0- 0		CONFERENCE		2- 1		2- 0		10- 1								
6- 1		0- 0		0- 0		HOME		0- 1		1- 0		5- 0								
6- 1		0- 0		0- 0		AWAY		1- 0		0- 0		5- 1								
2- 0		0- 0		0- 0		NEUTRAL		1- 0		1- 0		0- 0								
RPI	S	Opponent	Score	RPI	S	Opponent	Score	RPI	S	Opponent	Score	RPI	S	Opponent	Score					
27	A	Michigan St.	1 3	53	H	Xavier	3 2	110	N	Southern Ill.	3 0									
				62	A	Virginia Tech	0 3	112	H	Dayton	3 1									
				64	A	VCU	3 1	112	N	Dayton	3 1									
				64	H	VCU	2 3	132	N	Eastern Mich.	1 3									
				64	N	VCU	3 1	143	A	IPFW	0 3									
				70	N	Lipscomb	1 3	157	A	George Washington	1 3									
				74	H	West Virginia	3 0	157	H	George Washington	3 0									
								186	A	Rhode Island	3 1									
								186	H	Rhode Island	3 1									
								191	H	Central Mich.	3 1									
								199	A	Saint Louis	3 1									
								199	H	Saint Louis	3 0									
								203	N	UConn	0 3									
								218	N	William & Mary	2 3									
								263	N	Cincinnati	3 1									
								267	A	George Mason	3 0									
								289	A	Fordham	3 1									
								289	H	Fordham	3 0									
								299	A	Robert Morris	3 1									
								323	A	La Salle	3 0									
								323	H	La Salle	3 0									
LAST 10 GAMES																				
				64	N	VCU	3 1	157	A	George Washington	1 3									
				112	N	Dayton	3 1	267	A	George Mason	3 0									
				323	A	La Salle	3 0	112	H	Dayton	3 1									
				64	A	VCU	3 1	157	H	George Washington	3 0									
				323	H	La Salle	3 0	289	H	Fordham	3 0									

Non-Div. I Games:

Duquesne

Average RPI Win: 128		WON-LOST	WINNING	LAST 10	STRENGTH OF		OPP. STRENGTH	TEAM	ADJ	CONF.	ADJ CONF.
Average RPI Loss: 56		RECORD	PCT. RANK	GAMES	SCHEDULE		OF SCHEDULE	RPI	RPI	RPI	RPI
DIV. I ONLY		12- 17	.41379	222	39		41	106	.53711	99	6
DIV. I NON-CONF.		6- 4	.6	118	94		25	80	.56195	81	6
TOTALS		RPI 1-25	RPI 26-50		W-L RECORDS		RPI 51-100		RPI 101-150		RPI 150+
12- 17	0- 6	0- 2		OVERALL		5- 6		2- 2		5- 1	
8- 5	0- 2	0- 1		HOME		5- 1		1- 1		2- 0	
2- 10	0- 3	0- 0		AWAY		0- 5		0- 1		2- 1	
2- 2	0- 1	0- 1		NEUTRAL		0- 0		1- 0		1- 0	
6- 4	0- 1	0- 2		NON-CONFERENCE		2- 1		1- 0		3- 0	
4- 1	0- 0	0- 1		HOME		2- 0		0- 0		2- 0	
0- 2	0- 1	0- 0		AWAY		0- 1		0- 0		0- 0	
2- 1	0- 0	0- 1		NEUTRAL		0- 0		1- 0		1- 0	
6- 13	0- 5	0- 0		CONFERENCE		3- 5		1- 2		2- 1	
4- 4	0- 2	0- 0		HOME		3- 1		1- 1		0- 0	
2- 8	0- 2	0- 0		AWAY		0- 4		0- 1		2- 1	
0- 1	0- 1	0- 0		NEUTRAL		0- 0		0- 0		0- 0	
RPI S	Opponent	Score	RPI S	Opponent	Score	RPI S	Opponent	Score	RPI S	Opponent	Score
12 A	Kansas	1 3	29 H	Purdue	2 3	51 A	Miami (FL)	0 3	108 H	Wake Forest	2 3
18 H	Duke	1 3	40 N	Georgia	1 3	51 H	Miami (FL)	3 1	113 A	Clemson	0 3
19 A	Florida St.	0 3				52 A	North Carolina St.	1 3	118 N	San Francisco	3 2
19 H	Florida St.	0 3				62 A	Virginia Tech	1 3	121 H	Maryland	3 1
21 A	North Carolina	0 3				62 H	Virginia Tech	3 1	160 A	Georgia Tech	3 0
21 N	North Carolina	0 3				63 H	Auburn	3 2	170 A	Syracuse	0 3
						67 A	Virginia	1 3	172 H	Loyola Chicago	3 0
						67 H	Virginia	0 3	179 H	Oakland	3 1
						81 H	Bowling Green	3 1	219 N	North Dakota St.	3 1
						86 A	Middle Tenn.	1 3	225 A	Boston College	3 2
						88 H	Pittsburgh	3 2			
LAST 10 GAMES											
67 H	Virginia	0 3	170 A	Syracuse	0 3						
62 H	Virginia Tech	3 1	88 H	Pittsburgh	3 2						
19 A	Florida St.	0 3	121 H	Maryland	3 1						
51 A	Miami (FL)	0 3	67 A	Virginia	1 3						
225 A	Boston College	3 2	62 A	Virginia Tech	1 3						

Non-Div. I Games:

Notre Dame

Average RPI Win:		199	WON-LOST RECORD		WINNING PCT. RANK		LAST 10 GAMES		STRENGTH OF SCHEDULE		OPP. STRENGTH OF SCHEDULE		TEAM RPI		ADJ RPI		CONF. RPI		ADJ CONF. RPI				
Average RPI Loss:		83																					
DIV. I ONLY			18- 12		.6 106		3- 7		114		121		99		.53625 100		12		13				
DIV. I NON-CONF.			7- 5		.58333 135		0- 1		91		124		98		.54834 95		11		12				
TOTALS		RPI 1-25		RPI 26-50		W-L RECORDS		RPI 51-100		RPI 101-150		RPI 150+											
18- 12		0- 1		1- 3		OVERALL		1- 4		4- 2		12- 2											
7- 3		0- 0		1- 0		HOME		1- 1		1- 1		4- 1											
7- 7		0- 1		0- 2		AWAY		0- 2		2- 1		5- 1											
4- 2		0- 0		0- 1		NEUTRAL		0- 1		1- 0		3- 0											
7- 5		0- 1		0- 2		NON-CONFERENCE		0- 1		3- 1		4- 0											
0- 1		0- 0		0- 0		HOME		0- 0		0- 1		0- 0											
3- 2		0- 1		0- 1		AWAY		0- 0		2- 0		1- 0											
4- 2		0- 0		0- 1		NEUTRAL		0- 1		1- 0		3- 0											
11- 7		0- 0		1- 1		CONFERENCE		1- 3		1- 1		8- 2											
7- 2		0- 0		1- 0		HOME		1- 1		1- 0		4- 1											
4- 5		0- 0		0- 1		AWAY		0- 2		0- 1		4- 1											
0- 0		0- 0		0- 0		NEUTRAL		0- 0		0- 0		0- 0											
RPI	S	Opponent		Score		RPI	S	Opponent		Score		RPI	S	Opponent		Score							
10	A	Marquette		2	3	27	N	Michigan St.		0	3	55	A	UNI		1	3	102	H	Valparaiso	1	3	
						41	A	Butler		2	3	55	H	UNI		1	3	109	A	IUPUI	3	2	
						46	A	Wichita St.		1	3	64	N	VCU		1	3	110	A	Southern Ill.	1	3	
						46	H	Wichita St.		3	1	69	A	Missouri St.		0	3	110	H	Southern Ill.	3	0	
												69	H	Missouri St.		3	1	143	A	IPFW	3	0	
																		150	N	UC Davis	3	2	
																		164	N	FGCU	3	0	
																		172	A	Loyola Chicago	3	1	
																		172	H	Loyola Chicago	0	3	
																		220	A	Bradley	3	0	
																		220	H	Bradley	3	1	
																		240	A	Indiana St.	1	3	
																		240	H	Indiana St.	3	0	
																		243	A	Evansville	3	1	
																		243	H	Evansville	3	0	
																		269	N	Grand Canyon	3	2	
																		271	A	Nevada	3	0	
																		301	A	Drake	3	0	
																		301	H	Drake	3	0	
																		304	N	Weber St.	3	0	
						LAST 10 GAMES																	
						243	A	Evansville		3	1	69	A	Missouri St.		0	3						
						110	A	Southern Ill.		1	3	172	H	Loyola Chicago		0	3						
						301	H	Drake		3	0	220	H	Bradley		3	1						
						55	H	UNI		1	3	240	A	Indiana St.		1	3						
						46	A	Wichita St.		1	3	102	H	Valparaiso		1	3						

Non-Div. I Games:

Illinois St.

Average RPI Win:	221	WON-LOST RECORD	WINNING PCT. RANK	LAST 10 GAMES	STRENGTH OF SCHEDULE	OPP. STRENGTH OF SCHEDULE	TEAM RPI	ADJ RPI	CONF. RPI	ADJ CONF. RPI	
Average RPI Loss:	81	14- 13	.51852 163	5- 5	61	141	103	.53584 101	16	16	
DIV. I ONLY		3- 7	.3 263	0- 0	31	63	137	.51538 132	21	21	
DIV. I NON-CONF.											
<hr/>											
TOTALS	RPI 1-25	RPI 26-50		W-L RECORDS	RPI 51-100		RPI 101-150		RPI 150+		
14- 13	0- 1	1- 6		OVERALL	0- 2		1- 3		12- 1		
6- 6	0- 0	0- 3		HOME	0- 2		1- 0		5- 1		
6- 3	0- 0	1- 1		AWAY	0- 0		0- 2		5- 0		
2- 4	0- 1	0- 2		NEUTRAL	0- 0		0- 1		2- 0		
<hr/>											
3- 7	0- 1	0- 2		NON-CONFERENCE	0- 2		0- 2		3- 0		
1- 3	0- 0	0- 1		HOME	0- 2		0- 0		1- 0		
0- 1	0- 0	0- 0		AWAY	0- 0		0- 1		0- 0		
2- 3	0- 1	0- 1		NEUTRAL	0- 0		0- 1		2- 0		
<hr/>											
11- 6	0- 0	1- 4		CONFERENCE	0- 0		1- 1		9- 1		
5- 3	0- 0	0- 2		HOME	0- 0		1- 0		4- 1		
6- 2	0- 0	1- 1		AWAY	0- 0		0- 1		5- 0		
0- 1	0- 0	0- 1		NEUTRAL	0- 0		0- 0		0- 0		
<hr/>											
RPI S	Opponent	Score	RPI S	Opponent	Score	RPI S	Opponent	Score	RPI S	Opponent	Score
7 N	Stanford	0 3	33 H	Alabama	1 3	65 H	Washington St.	1 3	102 A	Valparaiso	1 3
			43 N	Yale	1 3	78 H	Seton Hall	2 3	132 N	Eastern Mich.	1 3
			44 A	American	3 1				145 A	Lehigh	2 3
			44 H	American	0 3				145 H	Lehigh	3 2
			50 A	Colgate	1 3				175 H	Marist	3 1
			50 H	Colgate	0 3				186 N	Rhode Island	3 0
			50 N	Colgate	0 3				224 N	Air Force	3 2
									227 A	Navy	3 0
									227 H	Navy	3 0
									248 A	Bucknell	3 2
									248 H	Bucknell	3 0
									257 A	Loyola Maryland	3 2
									257 H	Loyola Maryland	2 3
									273 A	Lafayette	3 1
									273 H	Lafayette	3 0
									282 A	Holy Cross	3 0
									282 H	Holy Cross	3 0
<hr/>											
LAST 10 GAMES											
50 N Colgate 0 3					50 H Colgate 0 3						
273 A Lafayette 3 1					145 A Lehigh 2 3						
227 A Navy 3 0					248 A Bucknell 3 2						
257 H Loyola Maryland 2 3					282 A Holy Cross 3 0						
44 H American 0 3					282 H Holy Cross 3 0						

Non-Div. I Games:

Army

Average RPI Win:	203	WON-LOST RECORD	WINNING PCT. RANK	LAST 10 GAMES	STRENGTH OF SCHEDULE	OPP. STRENGTH OF SCHEDULE	TEAM RPI	ADJ RPI	CONF. RPI	ADJ CONF. RPI			
DIV. I ONLY		25- 8	.75758 36	6- 4	227	200	88	.53369 102	17	17			
DIV. I NON-CONF.		14- 3	.82353 37	1- 0	225	209	90	.54813 96	17	17			
<hr/>													
TOTALS	RPI 1-25	RPI 26-50		W-L RECORDS	RPI 51-100		RPI 101-150		RPI 150+				
25- 8	0- 0	0- 1		OVERALL	2- 2		6- 2		17- 3				
9- 2	0- 0	0- 0		HOME	0- 1		4- 0		5- 1				
10- 4	0- 0	0- 0		AWAY	2- 1		2- 2		6- 1				
6- 2	0- 0	0- 1		NEUTRAL	0- 0		0- 0		6- 1				
<hr/>													
14- 3	0- 0	0- 1		NON-CONFERENCE	1- 0		5- 1		8- 1				
4- 0	0- 0	0- 0		HOME	0- 0		3- 0		1- 0				
5- 1	0- 0	0- 0		AWAY	1- 0		2- 1		2- 0				
5- 2	0- 0	0- 1		NEUTRAL	0- 0		0- 0		5- 1				
<hr/>													
11- 5	0- 0	0- 0		CONFERENCE	1- 2		1- 1		9- 2				
5- 2	0- 0	0- 0		HOME	0- 1		1- 0		4- 1				
5- 3	0- 0	0- 0		AWAY	1- 1		0- 1		4- 1				
1- 0	0- 0	0- 0		NEUTRAL	0- 0		0- 0		1- 0				
<hr/>													
RPI S	Opponent	Score	RPI S	Opponent	Score	RPI S	Opponent	Score	RPI S	Opponent	Score		
			49 N	Ohio St.	0 3	79 A	Milwaukee	1 3	101 H	Army	3 1		
			79 A	Milwaukee	3 1	109 A	IUPUI	3 2					
			79 H	Milwaukee	0 3	111 A	UCF	3 2					
			100 A	Illinois St.	3 1	117 H	Iowa	3 1					
			132 H	Eastern Mich.	3 2								
			135 A	Buffalo	1 3								
			141 A	Green Bay	2 3								
			141 H	Green Bay	3 2								
			174 A	Cleveland St.	3 2								
			174 H	Cleveland St.	3 0								
179 A	Oakland	2 3											
179 H	Oakland	3 1											
186 H	Rhode Island	3 0											
192 A	Youngstown St.	3 0											
192 H	Youngstown St.	2 3											
192 N	Youngstown St.	3 0											
226 N	Memphis	0 3											
243 A	Evansville	3 1											
253 N	SIU Edwardsville	3 1											
255 N	North Florida	3 0											
264 A	Ill.-Chicago	3 1											
264 H	Ill.-Chicago	3 0											
278 N	Alabama St.	3 0											
296 A	Wright St.	3 1											
296 H	Wright St.	3 0											
313 N	UMES	3 0											
316 A	Chicago St.	3 0											
264 H	Ill.-Chicago	3 0											
316 A	Chicago St.	3 0											
<hr/>													
			LAST 10 GAMES										
			79 A	Milwaukee	1 3	174 H			Cleveland St.	3 0	278 N	Alabama St.	3 0
			192 N	Youngstown St.	3 0	141 A			Green Bay	2 3	296 A	Wright St.	3 1
			179 A	Oakland	2 3	79 A			Milwaukee	3 1	296 H	Wright St.	3 0
			296 A	Wright St.	3 1	316 A			Chicago St.	3 0	313 N	UMES	3 0
			192 H	Youngstown St.	2 3	264 H			Ill.-Chicago	3 0	316 A	Chicago St.	3 0

Non-Div. I Games:

Valparaiso

RPI	S	Opponent	Score	
319	N	Ark.-Pine Bluff	3	0

Valparaiso

V
a
l
p
a
r
a
i
s
o

V
a
l
p
a
r
a
i
s
o

Average RPI Win: 190		WON-LOST RECORD		WINNING PCT. RANK		LAST 10 GAMES		STRENGTH OF SCHEDULE		OPP. STRENGTH OF SCHEDULE		TEAM RPI		ADJ RPI		CONF. RPI		ADJ CONF. RPI	
DIV. I ONLY		24- 12		.66667 63		8- 2		153		144		94		.5334 104		15		15	
DIV. I NON-CONF.		10- 5		.66667 85		0- 0		146		116		93		.54938 93		16		16	
TOTALS		RPI 1-25		RPI 26-50		W-L RECORDS		RPI 51-100		RPI 101-150		RPI 150+							
24- 12		0- 0		2- 2		OVERALL		3- 2		1- 2		18- 6							
11- 4		0- 0		0- 0		HOME		2- 1		0- 1		9- 2							
7- 6		0- 0		1- 1		AWAY		0- 1		1- 1		5- 3							
6- 2		0- 0		1- 1		NEUTRAL		1- 0		0- 0		4- 1							
10- 5		0- 0		2- 2		NON-CONFERENCE		3- 0		0- 1		5- 2							
5- 1		0- 0		0- 0		HOME		2- 0		0- 0		3- 1							
2- 2		0- 0		1- 1		AWAY		0- 0		0- 1		1- 0							
3- 2		0- 0		1- 1		NEUTRAL		1- 0		0- 0		1- 1							
14- 7		0- 0		0- 0		CONFERENCE		0- 2		1- 1		13- 4							
6- 3		0- 0		0- 0		HOME		0- 1		0- 1		6- 1							
5- 4		0- 0		0- 0		AWAY		0- 1		1- 0		4- 3							
3- 0		0- 0		0- 0		NEUTRAL		0- 0		0- 0		3- 0							
RPI	S	Opponent	Score	RPI	S	Opponent	Score	RPI	S	Opponent	Score	RPI	S	Opponent	Score				
				26	N	Utah	1 3	60	A	Western Ky.	0 3	124	A	North Texas	1 3				
				37	N	Arkansas	3 0	60	H	Western Ky.	0 3	129	A	UALR	3 2				
				39	A	Tulsa	1 3	90	H	Baylor	3 1	129	H	UALR	2 3				
				47	A	UTSA	3 2	92	H	SMU	3 1	161	A	Texas-Arlington	2 3				
								97	N	Northwestern St.	3 1	161	H	Texas-Arlington	3 0				
												161	N	Texas-Arlington	3 0				
												163	A	Sam Houston St.	3 0				
												181	A	Arkansas St.	2 3				
												181	H	Arkansas St.	2 3				
												181	N	Arkansas St.	3 0				
												183	N	Northern Colo.	1 3				
												189	A	South Ala.	2 3				
												189	H	South Ala.	3 2				
												197	H	Houston	3 0				
												206	A	La.-Lafayette	3 0				
												206	H	La.-Lafayette	3 0				
												206	N	La.-Lafayette	3 1				
												213	H	Texas Tech	2 3				
												217	A	Troy	3 1				
												217	H	Troy	3 1				
												249	H	Lamar	3 0				
												260	A	Georgia St.	3 0				
												260	H	Georgia St.	3 1				
												287	A	La.-Monroe	3 0				
												287	H	La.-Monroe	3 0				
												310	N	Prairie View	3 0				
												318	H	Quinnipiac	3 0				
LAST 10 GAMES				LAST 10 GAMES				LAST 10 GAMES											
				161	N	Texas-Arlington	3 0	206	A	La.-Lafayette	3 0	260	A	Georgia St.	3 0				
				181	N	Arkansas St.	3 0	287	A	La.-Monroe	3 0	287	A	La.-Monroe	3 0				
				206	N	La.-Lafayette	3 1	260	H	Georgia St.	3 1	287	H	La.-Monroe	3 0				
				181	A	Arkansas St.	2 3	60	H	Western Ky.	0 3	310	N	Prairie View	3 0				
				129	A	UALR	3 2	161	H	Texas-Arlington	3 0	318	H	Quinnipiac	3 0				

Non-Div. I Games:

Texas St.

Average RPI Win:		148	WON-LOST RECORD		WINNING PCT. RANK	LAST 10 GAMES		STRENGTH OF SCHEDULE	OPP. STRENGTH OF SCHEDULE	TEAM RPI	ADJ RPI	CONF. RPI	ADJ CONF. RPI		
Average RPI Loss:		105													
DIV. I ONLY		15- 13			.53571	146	6- 4	79	100	102	.53247	105	10	10	
DIV. I NON-CONF.		5- 5			.5	165	0- 0	13	99	59	.58771	60	9	9	
TOTALS		RPI 1-25	RPI 26-50		W-L RECORDS		RPI 51-100		RPI 101-150		RPI 150+				
15- 13	0- 2	1- 2		OVERALL		3- 4		6- 2		5- 3					
10- 3	0- 1	0- 0		HOME		3- 1		3- 1		4- 0					
2- 9	0- 1	0- 1		AWAY		0- 3		1- 1		1- 3					
3- 1	0- 0	1- 1		NEUTRAL		0- 0		2- 0		0- 0					
5- 5	0- 1	1- 2		NON-CONFERENCE		0- 1		3- 0		1- 1					
2- 1	0- 0	0- 0		HOME		0- 1		1- 0		1- 0					
0- 3	0- 1	0- 1		AWAY		0- 0		0- 0		0- 1					
3- 1	0- 0	1- 1		NEUTRAL		0- 0		2- 0		0- 0					
10- 8	0- 1	0- 0		CONFERENCE		3- 3		3- 2		4- 2					
8- 2	0- 1	0- 0		HOME		3- 0		2- 1		3- 0					
2- 6	0- 0	0- 0		AWAY		0- 3		1- 1		1- 2					
0- 0	0- 0	0- 0		NEUTRAL		0- 0		0- 0		0- 0					
RPI S	Opponent	Score		RPI S	Opponent	Score		RPI S	Opponent	Score		RPI S	Opponent	Score	
15 A	San Diego	0	3	34 A	LSU	2	3	72 A	New Mexico	2	3	118 H	San Francisco	3	0
20 H	Colorado St.	1	3	38 N	Cal St. Northridge	2	3	72 H	New Mexico	3	0	133 A	UNLV	1	3
				47 N	UTSA	3	1	76 A	Utah St.	0	3	133 H	UNLV	3	0
								76 H	Utah St.	3	0	142 N	Idaho	3	0
								80 H	Northeastern	2	3	146 A	Boise St.	3	0
								82 A	Fresno St.	0	3	146 H	Boise St.	3	1
								82 H	Fresno St.	3	1	147 H	Wyoming	1	3
												150 N	UC Davis	3	2
												165 H	Harvard	3	1
												171 A	Northern Ariz.	0	3
												224 A	Air Force	3	1
												224 H	Air Force	3	0
												230 A	San Jose St.	2	3
												230 H	San Jose St.	3	0
												271 A	Nevada	2	3
												271 H	Nevada	3	0
				LAST 10 GAMES											
				76 H	Utah St.	3	0	230 A	San Jose St.	2	3				
				146 H	Boise St.	3	1	72 H	New Mexico	3	0				
				271 A	Nevada	2	3	224 H	Air Force	3	0				
				133 H	UNLV	3	0	146 A	Boise St.	3	0				
				82 A	Fresno St.	0	3	76 A	Utah St.	0	3				

Non-Div. I Games:

San Diego St.

Average RPI Win:		218	WON-LOST RECORD		WINNING PCT. RANK		LAST 10 GAMES		STRENGTH OF SCHEDULE		OPP. STRENGTH OF SCHEDULE		TEAM RPI		ADJ RPI		CONF. RPI		ADJ CONF. RPI				
DIV. I ONLY			22- 10		.6875 58		8- 2		198		205		108		.53012 106		25		25				
DIV. I NON-CONF.			5- 7		.41667 212		0- 0		87		131		146		.50527 144		20		18				
TOTALS		RPI 1-25		RPI 26-50		W-L RECORDS		RPI 51-100		RPI 101-150		RPI 150+											
22- 10		0- 1		0- 1		OVERALL		2- 3		2- 2		18- 3											
11- 3		0- 1		0- 1		HOME		1- 0		1- 0		9- 1											
9- 4		0- 0		0- 0		AWAY		1- 2		1- 1		7- 1											
2- 3		0- 0		0- 0		NEUTRAL		0- 1		0- 1		2- 1											
5- 7		0- 1		0- 1		NON-CONFERENCE		1- 2		0- 2		4- 1											
2- 2		0- 1		0- 1		HOME		0- 0		0- 0		2- 0											
1- 2		0- 0		0- 0		AWAY		1- 1		0- 1		0- 0											
2- 3		0- 0		0- 0		NEUTRAL		0- 1		0- 1		2- 1											
17- 3		0- 0		0- 0		CONFERENCE		1- 1		2- 0		14- 2											
9- 1		0- 0		0- 0		HOME		1- 0		1- 0		7- 1											
8- 2		0- 0		0- 0		AWAY		0- 1		1- 0		7- 1											
0- 0		0- 0		0- 0		NEUTRAL		0- 0		0- 0		0- 0											
RPI	S	Opponent		Score		RPI	S	Opponent		Score		RPI	S	Opponent		Score							
22	H	Iowa St.		0	3	32	H	Texas A&M		1	3	56	A	Tulane		3	1	116	A	Idaho St.	3	2	
												62	N	Virginia Tech		0	3	116	H	Idaho St.	3	1	
												84	A	Portland St.		2	3	120	N	UAB	0	3	
												84	H	Portland St.		3	2	131	A	South Dakota	1	3	
												86	A	Middle Tenn.		2	3	171	A	Northern Ariz.	0	3	
																		171	H	Northern Ariz.	3	0	
																		183	A	Northern Colo.	3	2	
																		183	H	Northern Colo.	1	3	
																		204	A	Montana	3	0	
																		204	H	Montana	3	0	
																		208	N	Austin Peay	2	3	
																		216	N	Florida A&M	3	2	
																		219	H	North Dakota St.	3	0	
																		231	A	Sacramento St.	3	1	
																		231	H	Sacramento St.	3	0	
																		232	A	Eastern Wash.	3	0	
																		232	H	Eastern Wash.	3	0	
																		256	N	Texas Southern	3	0	
																		275	H	South Dakota St.	3	0	
																		286	A	Montana St.	3	1	
																		286	H	Montana St.	3	0	
																		298	A	Southern Utah	3	0	
																		298	H	Southern Utah	3	0	
																		304	A	Weber St.	3	1	
																		304	H	Weber St.	3	0	
LAST 10 GAMES																							
																		298	H	Southern Utah	3	0	
																		183	H	Northern Colo.	1	3	
																		304	A	Weber St.	3	1	
																		116	A	Idaho St.	3	2	
																		286	H	Montana St.	3	0	
																		204	H	Montana	3	0	

Non-Div. I Games:

North Dakota

Samford

Average RPI Win:		178	WON-LOST RECORD		WINNING PCT. RANK		LAST 10 GAMES		STRENGTH OF SCHEDULE		OPP. STRENGTH OF SCHEDULE		TEAM RPI		ADJ RPI		CONF. RPI		ADJ CONF. RPI				
DIV. I ONLY			15- 15		.5 171		2- 8		75		82		110		.52846 108		6 6						
DIV. I NON-CONF.			11- 1		.91667 13		0- 0		176		210		52		.59093 56		6 6						
TOTALS		RPI 1-25		RPI 26-50		W-L RECORDS		RPI 51-100		RPI 101-150		RPI 150+											
15- 15		0- 5		0- 0		OVERALL		3- 5		1- 3		11- 2											
5- 6		0- 2		0- 0		HOME		2- 2		0- 1		3- 1											
4- 9		0- 3		0- 0		AWAY		1- 3		1- 2		2- 1											
6- 0		0- 0		0- 0		NEUTRAL		0- 0		0- 0		6- 0											
11- 1		0- 0		0- 0		NON-CONFERENCE		1- 0		1- 0		9- 1											
3- 0		0- 0		0- 0		HOME		1- 0		0- 0		2- 0											
2- 1		0- 0		0- 0		AWAY		0- 0		1- 0		1- 1											
6- 0		0- 0		0- 0		NEUTRAL		0- 0		0- 0		6- 0											
4- 14		0- 5		0- 0		CONFERENCE		2- 5		0- 3		2- 1											
2- 6		0- 2		0- 0		HOME		1- 2		0- 1		1- 1											
2- 8		0- 3		0- 0		AWAY		1- 3		0- 2		1- 0											
0- 0		0- 0		0- 0		NEUTRAL		0- 0		0- 0		0- 0											
RPI	S	Opponent		Score		RPI	S	Opponent		Score		RPI	S	Opponent		Score							
18	A	Duke		0 3								51	A	Miami (FL)		0 3		113	A	Clemson		2 3	
18	H	Duke		0 3								51	H	Miami (FL)		3 1		113	H	Clemson		2 3	
19	A	Florida St.		0 3								52	A	North Carolina St.		0 3		121	A	Maryland		0 3	
19	H	Florida St.		1 3								62	H	Virginia Tech		1 3		144	A	UMKC		3 1	
21	A	North Carolina		0 3								67	H	Virginia		0 3		155	A	James Madison		3 0	
												77	H	East Tenn. St.		3 1		160	A	Georgia Tech		3 0	
												88	A	Pittsburgh		2 3		166	H	UNC Greensboro		3 0	
												99	A	Notre Dame		3 2		170	H	Syracuse		1 3	
																		174	N	Cleveland St.		3 0	
																		188	N	Eastern Ill.		3 0	
																		195	A	Cal St. Fullerton		2 3	
																		218	N	William & Mary		3 1	
																		225	H	Boston College		3 1	
																		233	H	East Carolina		3 0	
																		234	N	Campbell		3 1	
																		272	N	Presbyterian		3 1	
																		277	N	Gardner-Webb		3 0	
						LAST 10 GAMES																	
						51 A Miami (FL) 0 3						88 A Pittsburgh 2 3											
						19 A Florida St. 0 3						170 H Syracuse 1 3											
						113 H Clemson 2 3						225 H Boston College 3 1											
						18 H Duke 0 3						19 H Florida St. 1 3											
						121 A Maryland 0 3						51 H Miami (FL) 3 1											

Non-Div. I Games:

Wake Forest

Average RPI Win:	208	WON-LOST RECORD	WINNING PCT. RANK	LAST 10 GAMES	STRENGTH OF SCHEDULE	OPP. STRENGTH OF SCHEDULE	TEAM RPI	ADJ RPI	CONF. RPI	ADJ CONF. RPI	
Average RPI Loss:	93										
DIV. I ONLY		19- 13	.59375 112	9- 1	146	152	112	.52655 109	23	21	
DIV. I NON-CONF.		6- 10	.375 236	0- 0	64	112	142	.5098 140	15	15	
<hr/>											
TOTALS	RPI 1-25	RPI 26-50		W-L RECORDS	RPI 51-100		RPI 101-150		RPI 150+		
19- 13	0- 0	0- 2		OVERALL	0- 6		6- 4		13- 1		
10- 4	0- 0	0- 0		HOME	0- 3		5- 1		5- 0		
5- 8	0- 0	0- 2		AWAY	0- 3		0- 3		5- 0		
4- 1	0- 0	0- 0		NEUTRAL	0- 0		1- 0		3- 1		
<hr/>											
6- 10	0- 0	0- 2		NON-CONFERENCE	0- 6		1- 1		5- 1		
1- 4	0- 0	0- 0		HOME	0- 3		0- 1		1- 0		
1- 5	0- 0	0- 2		AWAY	0- 3		0- 0		1- 0		
4- 1	0- 0	0- 0		NEUTRAL	0- 0		1- 0		3- 1		
<hr/>											
13- 3	0- 0	0- 0		CONFERENCE	0- 0		5- 3		8- 0		
9- 0	0- 0	0- 0		HOME	0- 0		5- 0		4- 0		
4- 3	0- 0	0- 0		AWAY	0- 0		0- 3		4- 0		
0- 0	0- 0	0- 0		NEUTRAL	0- 0		0- 0		0- 0		
<hr/>											
RPI S	Opponent	Score	RPI S	Opponent	Score	RPI S	Opponent	Score	RPI S	Opponent	Score
			41 A	Butler	2 3	53 H	Xavier	0 3	102 H	Valparaiso	2 3
			49 A	Ohio St.	0 3	57 A	Northwestern	0 3	131 A	South Dakota	2 3
						64 H	VCU	2 3	131 H	South Dakota	3 1
						66 A	Ball St.	0 3	134 N	South Fla.	3 0
						91 A	Morehead St.	2 3	140 A	Denver	1 3
						100 H	Illinois St.	2 3	140 H	Denver	3 0
									140 H	Denver	3 1
									143 A	IPFW	0 3
									143 H	IPFW	3 2
									143 H	IPFW	3 0
									164 H	FGCU	3 0
									167 N	Miami (OH)	3 1
									173 N	Southeast Mo. St.	2 3
									199 N	Saint Louis	3 0
									219 A	North Dakota St.	3 0
									219 H	North Dakota St.	3 0
									240 A	Indiana St.	3 1
									242 A	Western Ill.	3 2
									242 H	Western Ill.	3 0
									275 A	South Dakota St.	3 0
									275 H	South Dakota St.	3 0
									286 N	Montana St.	3 0
									293 A	Neb. Omaha	3 0
									293 H	Neb. Omaha	3 0
			LAST 10 GAMES								
			140 H	Denver	3 0	242 A	Western Ill.	3 2	293 A	Neb. Omaha	3 0
			143 H	IPFW	3 2	293 A	Neb. Omaha	3 0	293 H	Neb. Omaha	3 0
			275 H	South Dakota St.	3 0	140 H	Denver	3 1			
			219 H	North Dakota St.	3 0	131 H	South Dakota	3 1			
			143 A	IPFW	0 3	219 A	North Dakota St.	3 0			

Non-Div. I Games:

IUPUI

Average RPI Win:	182	WON-LOST	WINNING	LAST 10	STRENGTH OF	OPP. STRENGTH	TEAM	ADJ	CONF.	ADJ CONF.	
Average RPI Loss:	129	RECORD	PCT. RANK	GAMES	SCHEDULE	OF SCHEDULE	RPI	RPI	RPI	RPI	
DIV. I ONLY	18- 12	.6	106	8- 2	121	134	105	.52511	110	12	13
DIV. I NON-CONF.	5- 7	.41667	212	0- 0	130	151	173	.48534	169	11	12
<hr/>											
TOTALS	RPI 1-25	RPI 26-50		W-L RECORDS		RPI 51-100		RPI 101-150		RPI 150+	
18- 12	0- 0	1- 1		OVERALL		4- 5		0- 2		13- 4	
9- 3	0- 0	1- 0		HOME		2- 2		0- 0		6- 1	
6- 6	0- 0	0- 1		AWAY		2- 2		0- 2		4- 1	
3- 3	0- 0	0- 0		NEUTRAL		0- 1		0- 0		3- 2	
<hr/>											
5- 7	0- 0	0- 0		NON-CONFERENCE		0- 3		0- 2		5- 2	
2- 1	0- 0	0- 0		HOME		0- 1		0- 0		2- 0	
0- 3	0- 0	0- 0		AWAY		0- 1		0- 2		0- 0	
3- 3	0- 0	0- 0		NEUTRAL		0- 1		0- 0		3- 2	
<hr/>											
13- 5	0- 0	1- 1		CONFERENCE		4- 2		0- 0		8- 2	
7- 2	0- 0	1- 0		HOME		2- 1		0- 0		4- 1	
6- 3	0- 0	0- 1		AWAY		2- 1		0- 0		4- 1	
0- 0	0- 0	0- 0		NEUTRAL		0- 0		0- 0		0- 0	
<hr/>											
RPI	S	Opponent	Score	RPI	S	Opponent	Score	RPI	S	Opponent	Score
				46	A	Wichita St.	0 3	55	A	UNI	3 1
				46	H	Wichita St.	3 2	55	H	UNI	3 1
								58	A	Kansas St.	0 3
								69	A	Missouri St.	3 2
								69	H	Missouri St.	1 3
								86	H	Middle Tenn.	2 3
								98	N	Duquesne	0 3
								100	A	Illinois St.	0 3
								100	H	Illinois St.	3 1

Non-Div. I Games:

Southern Ill.

Average RPI Win:	218	WON-LOST	WINNING	LAST 10	STRENGTH OF	OPP. STRENGTH	TEAM	ADJ	CONF.	ADJ CONF.	
Average RPI Loss:	119	RECORD	PCT. RANK	GAMES	SCHEDULE	OF SCHEDULE	RPI	RPI	RPI	RPI	
DIV. I ONLY		19- 10	.65517 71	6- 4	161	210	109	.52362 111	14	14	
DIV. I NON-CONF.		9- 4	.69231 79	0- 0	113	277	92	.54837 94	14	14	
<hr/>											
TOTALS	RPI 1-25	RPI 26-50		W-L RECORDS		RPI 51-100		RPI 101-150		RPI 150+	
19- 10	0- 0	0- 2		OVERALL		1- 2		2- 3		16- 3	
13- 4	0- 0	0- 1		HOME		1- 1		1- 1		11- 1	
5- 4	0- 0	0- 1		AWAY		0- 1		1- 0		4- 2	
1- 2	0- 0	0- 0		NEUTRAL		0- 0		0- 2		1- 0	
9- 4	0- 0	0- 0		NON-CONFERENCE		1- 0		0- 3		8- 1	
7- 1	0- 0	0- 0		HOME		1- 0		0- 1		6- 0	
1- 1	0- 0	0- 0		AWAY		0- 0		0- 0		1- 1	
1- 2	0- 0	0- 0		NEUTRAL		0- 0		0- 2		1- 0	
10- 6	0- 0	0- 2		CONFERENCE		0- 2		2- 0		8- 2	
6- 3	0- 0	0- 1		HOME		0- 1		1- 0		5- 1	
4- 3	0- 0	0- 1		AWAY		0- 1		1- 0		3- 1	
0- 0	0- 0	0- 0		NEUTRAL		0- 0		0- 0		0- 0	
RPI S	Opponent	Score	RPI S	Opponent	Score	RPI S	Opponent	Score	RPI S	Opponent	Score
			36 A Louisville	1 3	92 A SMU	0 3	102 H Valparaiso	2 3			
			36 H Louisville	0 3	92 H SMU	1 3	113 N Clemson	2 3			
					96 H Jacksonville	3 1	134 A South Fla.	3 0			
							134 H South Fla.	3 0			
							135 N Buffalo	0 3			
							157 H George Washington	3 0			
							182 H Temple	3 0			
							185 H Stephen F. Austin	3 2			
							193 A Fla. Atlantic	2 3			
							196 N Davidson	3 1			
							197 A Houston	0 3			
							197 H Houston	2 3			
							203 A UConn	3 1			
							203 H UConn	3 2			
							214 H Elon	3 0			
							226 H Memphis	3 1			
							255 H North Florida	3 0			
							260 A Georgia St.	3 1			
							263 A Cincinnati	3 0			
							263 H Cincinnati	3 2			
							278 H Alabama St.	3 0			
							284 A Rutgers	3 0			
							284 H Rutgers	3 0			
							319 H Ark.-Pine Bluff	3 0			
			LAST 10 GAMES								
			197 H Houston	2 3	284 A Rutgers	3 0	284 H Rutgers	3 0			
			92 H SMU	1 3	134 A South Fla.	3 0	319 H Ark.-Pine Bluff	3 0			
			263 H Cincinnati	3 2	226 H Memphis	3 1					
			36 H Louisville	0 3	182 H Temple	3 0					
			203 A UConn	3 1	92 A SMU	0 3					

Non-Div. I Games:

UCF

Average RPI Win:		209	WON-LOST RECORD		WINNING PCT. RANK		LAST 10 GAMES		STRENGTH OF SCHEDULE		OPP. STRENGTH OF SCHEDULE		TEAM RPI		ADJ RPI		CONF. RPI		ADJ CONF. RPI				
DIV. I ONLY			15- 13	.53571	146	7- 3			118	122	114	.52337	112	21	22								
DIV. I NON-CONF.			6- 6	.5	165	0- 0			14	32	61	.58855	57	18	19								
TOTALS		RPI 1-25		RPI 26-50		W-L RECORDS		RPI 51-100		RPI 101-150		RPI 150+											
15- 13		0- 3		1- 1		OVERALL		3- 6		0- 0		11- 3											
9- 4		0- 0		1- 0		HOME		2- 3		0- 0		6- 1											
3- 6		0- 1		0- 1		AWAY		0- 2		0- 0		3- 2											
3- 3		0- 2		0- 0		NEUTRAL		1- 1		0- 0		2- 0											
6- 6		0- 3		1- 1		NON-CONFERENCE		3- 2		0- 0		2- 0											
4- 2		0- 0		1- 0		HOME		2- 2		0- 0		1- 0											
0- 2		0- 1		0- 1		AWAY		0- 0		0- 0		0- 0											
2- 2		0- 2		0- 0		NEUTRAL		1- 0		0- 0		1- 0											
9- 7		0- 0		0- 0		CONFERENCE		0- 4		0- 0		9- 3											
5- 2		0- 0		0- 0		HOME		0- 1		0- 0		5- 1											
3- 4		0- 0		0- 0		AWAY		0- 2		0- 0		3- 2											
1- 1		0- 0		0- 0		NEUTRAL		0- 1		0- 0		1- 0											
RPI	S	Opponent		Score		RPI	S	Opponent		Score		RPI	S	Opponent		Score							
8	A	Nebraska		0	3	35	A	Ohio		0	3	60	H	Western Ky.		1	3	157	A	George Washington	1	3	
21	N	North Carolina		0	3	39	H	Tulsa		3	1	61	N	St. Mary's (CA)		3	2	157	H	George Washington	3	1	
22	N	Iowa St.		0	3							64	A	VCU		1	3	186	A	Rhode Island	2	3	
												64	H	VCU		2	3	186	H	Rhode Island	3	0	
												69	H	Missouri St.		1	3	199	H	Saint Louis	2	3	
												80	H	Northeastern		3	1	199	N	Saint Louis	3	1	
												93	H	Western Mich.		3	1	263	N	Cincinnati	3	0	
												98	A	Duquesne		1	3	267	A	George Mason	3	0	
												98	N	Duquesne		1	3	267	H	George Mason	3	0	
																		289	A	Fordham	3	0	
																		289	H	Fordham	3	1	
																		296	H	Wright St.	3	0	
																		323	A	La Salle	3	0	
																		323	H	La Salle	3	0	
						LAST 10 GAMES																	
						98	N	Duquesne		1	3	267	A	George Mason		3	0						
						199	N	Saint Louis		3	1	157	A	George Washington		1	3						
						157	H	George Washington		3	1	98	A	Duquesne		1	3						
						267	H	George Mason		3	0	186	H	Rhode Island		3	0						
						323	H	La Salle		3	0	289	H	Fordham		3	1						

Non-Div. I Games:

Dayton

Average RPI Win:		156	WON-LOST RECORD		WINNING PCT. RANK		LAST 10 GAMES		STRENGTH OF SCHEDULE		OPP. STRENGTH OF SCHEDULE		TEAM RPI		ADJ RPI		CONF. RPI		ADJ CONF. RPI		
DIV. I ONLY			15- 14		.51724 164		5- 5		103		69		111		.52139 113		6		6		
DIV. I NON-CONF.			6- 5		.54545 153		0- 0		138		122		123		.51707 128		6		6		
TOTALS		RPI 1-25		RPI 26-50		W-L RECORDS		RPI 51-100		RPI 101-150		RPI 150+									
15- 14		0- 3		0- 2		OVERALL		2- 5		6- 0		7- 4									
10- 6		0- 2		0- 1		HOME		2- 2		3- 0		5- 1									
3- 7		0- 1		0- 0		AWAY		0- 3		2- 0		1- 3									
2- 1		0- 0		0- 1		NEUTRAL		0- 0		1- 0		1- 0									
6- 5		0- 0		0- 2		NON-CONFERENCE		0- 1		3- 0		3- 2									
4- 2		0- 0		0- 1		HOME		0- 0		2- 0		2- 1									
0- 2		0- 0		0- 0		AWAY		0- 1		0- 0		0- 1									
2- 1		0- 0		0- 1		NEUTRAL		0- 0		1- 0		1- 0									
9- 9		0- 3		0- 0		CONFERENCE		2- 4		3- 0		4- 2									
6- 4		0- 2		0- 0		HOME		2- 2		1- 0		3- 0									
3- 5		0- 1		0- 0		AWAY		0- 2		2- 0		1- 2									
0- 0		0- 0		0- 0		NEUTRAL		0- 0		0- 0		0- 0									
RPI	S	Opponent		Score		RPI	S	Opponent		Score		RPI	S	Opponent		Score					
18	H	Duke		1	3	28	N	Michigan		0	3	51	H	Miami (FL)		1	3				
19	H	Florida St.		2	3	33	H	Alabama		2	3	52	A	North Carolina St.		0	3				
21	A	North Carolina		1	3							53	A	Xavier		0	3				
												62	H	Virginia Tech		3	2				
												67	H	Virginia		2	3				
												88	A	Pittsburgh		0	3				
												99	H	Notre Dame		3	0				
														108		A	Wake Forest	3	2		
														108		H	Wake Forest	3	2		
														111		N	UCF	3	2		
														121		A	Maryland	3	1		
														123		H	South Carolina	3	2		
														126		H	Furman	3	1		
														160		A	Georgia Tech	1	3		
														160		H	Georgia Tech	3	0		
														170		A	Syracuse	1	3		
														170		H	Syracuse	3	1		
														209		H	Delaware	1	3		
														217		H	Troy	3	1		
														225		A	Boston College	3	0		
														225		H	Boston College	3	0		
														235		N	Northern Ky.	3	1		
														246		H	Winthrop	3	1		
														260		A	Georgia St.	1	3		
LAST 10 GAMES																					
225 H Boston College						3	0	52 A North Carolina St.						0	3						
170 H Syracuse						3	1	67 H Virginia						2	3						
108 A Wake Forest						3	2	62 H Virginia Tech						3	2						
160 A Georgia Tech						1	3	170 A Syracuse						1	3						
21 A North Carolina						1	3	225 A Boston College						3	0						

Non-Div. I Games:

Clemson

Average RPI Win:	159	WON-LOST	WINNING	LAST 10		STRENGTH OF	OPP. STRENGTH	TEAM	ADJ	CONF.	ADJ CONF.
Average RPI Loss:	68	RECORD	PCT. RANK	GAMES		SCHEDULE	OF SCHEDULE	RPI	RPI	RPI	RPI
DIV. I ONLY		14- 14	.5 171	5- 5		111	71	118	.52109	114	7 7
DIV. I NON-CONF.		6- 4	.6 118	1- 0		84	84	84	.55847	83	5 5
<hr/>											
TOTALS	RPI 1-25	RPI 26-50		W-L RECORDS		RPI 51-100		RPI 101-150		RPI 150+	
14- 14	0- 2	0- 5		OVERALL		3- 3		5- 3		6- 1	
11- 4	0- 1	0- 2		HOME		3- 1		4- 0		4- 0	
2- 9	0- 1	0- 2		AWAY		0- 2		1- 3		1- 1	
1- 1	0- 0	0- 1		NEUTRAL		0- 0		0- 0		1- 0	
<hr/>											
6- 4	0- 0	0- 3		NON-CONFERENCE		1- 1		2- 0		3- 0	
4- 2	0- 0	0- 1		HOME		1- 1		1- 0		2- 0	
1- 1	0- 0	0- 1		AWAY		0- 0		1- 0		0- 0	
1- 1	0- 0	0- 1		NEUTRAL		0- 0		0- 0		1- 0	
<hr/>											
8- 10	0- 2	0- 2		CONFERENCE		2- 2		3- 3		3- 1	
7- 2	0- 1	0- 1		HOME		2- 0		3- 0		2- 0	
1- 8	0- 1	0- 1		AWAY		0- 2		0- 3		1- 1	
0- 0	0- 0	0- 0		NEUTRAL		0- 0		0- 0		0- 0	
<hr/>											
RPI S	Opponent	Score	RPI S	Opponent	Score	RPI S	Opponent	Score	RPI S	Opponent	Score
15 A	San Diego	2 3	31 A	BYU	0 3	61 A	St. Mary's (CA)	2 3	118 A	San Francisco	0 3
15 H	San Diego	1 3	31 H	BYU	2 3	61 H	St. Mary's (CA)	3 0	118 H	San Francisco	3 0
			32 N	Texas A&M	1 3	68 H	Col. of Charleston	3 0	122 A	Pacific	1 3
			42 H	UCLA	1 3	71 A	Pepperdine	2 3	122 H	Pacific	3 0
			47 A	UTSA	1 3	71 H	Pepperdine	3 0	124 H	North Texas	3 0
						85 H	Long Beach St.	0 3	130 A	Santa Clara	1 3
									130 H	Santa Clara	3 2
									139 A	Bakersfield	3 1
									154 A	Gonzaga	2 3
									154 H	Gonzaga	3 0
									215 H	Seattle	3 0
									237 H	Albany (NY)	3 0
									249 N	Lamar	3 0
									270 A	Portland	3 0
									270 H	Portland	3 1
<hr/>											
LAST 10 GAMES											
			118 A	San Francisco	0 3		122 H	Pacific	3 0		
			130 A	Santa Clara	1 3		15 H	San Diego	1 3		
			71 A	Pepperdine	2 3		31 A	BYU	0 3		
			139 A	Bakersfield	3 1		154 H	Gonzaga	3 0		
			61 H	St. Mary's (CA)	3 0		270 H	Portland	3 1		

Non-Div. I Games:

Loyola Marymount

Average RPI Win:		204	WON-LOST RECORD		WINNING PCT. RANK		LAST 10 GAMES		STRENGTH OF SCHEDULE		OPP. STRENGTH OF SCHEDULE		TEAM RPI		ADJ RPI		CONF. RPI		ADJ CONF. RPI	
DIV. I ONLY			13- 17		.43333 207		2- 8		69		63		120		.5205 115		4		4	
DIV. I NON-CONF.			10- 3		.76923 52		0- 0		171		241		86		.55516 89		3		3	
TOTALS		RPI 1-25		RPI 26-50		W-L RECORDS		RPI 51-100		RPI 101-150		RPI 150+								
13- 17		0- 4		0- 7		OVERALL		0- 4		1- 2		12- 0								
6- 8		0- 2		0- 3		HOME		0- 2		0- 1		6- 0								
3- 8		0- 2		0- 4		AWAY		0- 2		1- 0		2- 0								
4- 1		0- 0		0- 0		NEUTRAL		0- 0		0- 1		4- 0								
10- 3		0- 0		0- 0		NON-CONFERENCE		0- 2		0- 1		10- 0								
5- 1		0- 0		0- 0		HOME		0- 1		0- 0		5- 0								
1- 1		0- 0		0- 0		AWAY		0- 1		0- 0		1- 0								
4- 1		0- 0		0- 0		NEUTRAL		0- 0		0- 1		4- 0								
3- 14		0- 4		0- 7		CONFERENCE		0- 2		1- 1		2- 0								
1- 7		0- 2		0- 3		HOME		0- 1		0- 1		1- 0								
2- 7		0- 2		0- 4		AWAY		0- 1		1- 0		1- 0								
0- 0		0- 0		0- 0		NEUTRAL		0- 0		0- 0		0- 0								
RPI	S	Opponent		Score		RPI	S	Opponent		Score		RPI	S	Opponent		Score				
4	H	Florida		0	3	32	H	Texas A&M		1	3	63	A	Auburn		2	3			
5	A	Missouri		0	3	33	A	Alabama		0	3	63	H	Auburn		1	3			
9	A	Kentucky		0	3	34	A	LSU		1	3	73	H	Ga. Southern		3	1			
9	H	Kentucky		0	3	37	A	Arkansas		0	3	83	A	TCU		3	1			
						37	H	Arkansas		0	3			176 A Tennessee		3	1			
						40	A	Georgia		2	3			176 H Tennessee		3	1			
						40	H	Georgia		2	3			180 H Southern Miss.		3	0			
														181 H Arkansas St.		3	1			
														185 N Stephen F. Austin		3	0			
														197 N Houston		3	0			
														206 H La.-Lafayette		3	1			
														211 H Kennesaw St.		3	0			
														229 N UMBC		3	1			
														291 H Chattanooga		3	0			
														330 N Grambling		3	0			
LAST 10 GAMES																				
63	A	Auburn		1	3	176	A	Tennessee		3	1									
33	A	Alabama		0	3	138	A	Mississippi St.		3	1									
9	H	Kentucky		0	3	37	A	Arkansas		0	3									
40	H	Georgia		2	3	5	A	Missouri		0	3									
32	H	Texas A&M		1	3	123	H	South Carolina		1	3									

Non-Div. I Games:

Ole Miss

Average RPI Win:		229	WON-LOST		WINNING		LAST 10		STRENGTH OF		OPP. STRENGTH		TEAM		ADJ		CONF.		ADJ CONF.					
Average RPI Loss:		95	RECORD		PCT. RANK		GAMES		SCHEDULE		OF SCHEDULE		RPI		RPI		RPI		RPI					
DIV. I ONLY			19- 11		.63333		82		7- 3		215		176		128		.52001		116		25		25	
DIV. I NON-CONF.			5- 5		.5		165		0- 0		88		49		118		.53508		115		20		18	
TOTALS		RPI 1-25		RPI 26-50				W-L RECORDS				RPI 51-100				RPI 101-150				RPI 150+				
19- 11		0- 1		0- 1				OVERALL				1- 4				0- 3				18- 2				
7- 3		0- 0		0- 0				HOME				0- 1				0- 1				7- 1				
8- 5		0- 1		0- 0				AWAY				0- 2				0- 1				8- 1				
4- 3		0- 0		0- 1				NEUTRAL				1- 1				0- 1				3- 0				
5- 5		0- 1		0- 1				NON-CONFERENCE				1- 2				0- 1				4- 0				
0- 0		0- 0		0- 0				HOME				0- 0				0- 0				0- 0				
1- 2		0- 1		0- 0				AWAY				0- 1				0- 0				1- 0				
4- 3		0- 0		0- 1				NEUTRAL				1- 1				0- 1				3- 0				
14- 6		0- 0		0- 0				CONFERENCE				0- 2				0- 2				14- 2				
7- 3		0- 0		0- 0				HOME				0- 1				0- 1				7- 1				
7- 3		0- 0		0- 0				AWAY				0- 1				0- 1				7- 1				
0- 0		0- 0		0- 0				NEUTRAL				0- 0				0- 0				0- 0				
RPI	S	Opponent		Score		RPI	S	Opponent		Score		RPI	S	Opponent		Score		RPI	S	Opponent		Score		
5	A	Missouri		0	3	26	N	Utah		1	3	72	A	New Mexico		0	3	106	A	North Dakota		1	3	
												84	A	Portland St.		1	3	106	H	North Dakota		2	3	
												84	H	Portland St.		2	3	131	N	South Dakota		1	3	
												88	N	Pittsburgh		3	0	152	A	Utah Valley		3	2	
												89	N	UC Irvine		1	3	160	N	Georgia Tech		3	0	
																		171	A	Northern Ariz.		2	3	
																		171	H	Northern Ariz.		2	3	
																		181	N	Arkansas St.		3	0	
																		183	A	Northern Colo.		3	0	
																		183	H	Northern Colo.		3	0	
																		204	A	Montana		3	2	
																		204	H	Montana		3	0	
																		231	A	Sacramento St.		3	1	
																		231	H	Sacramento St.		3	0	
																		232	A	Eastern Wash.		3	1	
																		232	H	Eastern Wash.		3	0	
																		286	A	Montana St.		3	2	
																		286	H	Montana St.		3	0	
																		288	N	UC Riverside		3	0	
																		298	A	Southern Utah		3	0	
																		298	H	Southern Utah		3	0	
																		304	A	Weber St.		3	2	
																		304	H	Weber St.		3	0	
LAST 10 GAMES																								
						84	H	Portland St.		2	3	204	A	Montana		3	2	304	A	Weber St.		3	2	
						232	H	Eastern Wash.		3	0	183	H	Northern Colo.		3	0							
						231	A	Sacramento St.		3	1	106	H	North Dakota		2	3							
						304	H	Weber St.		3	0	171	H	Northern Ariz.		2	3							
						286	A	Montana St.		3	2	298	H	Southern Utah		3	0							

Non-Div. I Games: Montana Western 3 0

Idaho St.

Average RPI Win:		138	WON-LOST	WINNING	LAST 10	STRENGTH OF		OPP. STRENGTH	TEAM	ADJ	CONF.	ADJ CONF.			
Average RPI Loss:		76	RECORD	PCT. RANK	GAMES	SCHEDULE		OF SCHEDULE	RPI	RPI	RPI	RPI			
DIV. I ONLY		13- 15		.46429	199	5- 5		94	64	121	.51707	118	7	7	
DIV. I NON-CONF.		4- 6		.4	220	0- 0		62	48	127	.52274	122	5	5	
TOTALS		RPI 1-25		RPI 26-50		W-L RECORDS		RPI 51-100		RPI 101-150		RPI 150+			
13- 15	0- 3			0- 2		OVERALL		5- 5		4- 3		4- 2			
7- 5	0- 1			0- 1		HOME		2- 2		3- 0		2- 1			
3- 8	0- 1			0- 1		AWAY		1- 2		1- 3		1- 1			
3- 2	0- 1			0- 0		NEUTRAL		2- 1		0- 0		1- 0			
4- 6	0- 1			0- 0		NON-CONFERENCE		2- 4		0- 1		2- 0			
1- 2	0- 0			0- 0		HOME		0- 2		0- 0		1- 0			
0- 2	0- 0			0- 0		AWAY		0- 1		0- 1		0- 0			
3- 2	0- 1			0- 0		NEUTRAL		2- 1		0- 0		1- 0			
9- 9	0- 2			0- 2		CONFERENCE		3- 1		4- 2		2- 2			
6- 3	0- 1			0- 1		HOME		2- 0		3- 0		1- 1			
3- 6	0- 1			0- 1		AWAY		1- 1		1- 2		1- 1			
0- 0	0- 0			0- 0		NEUTRAL		0- 0		0- 0		0- 0			
RPI S	Opponent	Score		RPI S	Opponent	Score		RPI S	Opponent	Score		RPI S	Opponent	Score	
15 A	San Diego	0	3	31 A	BYU	0	3	51 H	Miami (FL)	0	3	105 A	San Diego St.	0	3
15 H	San Diego	2	3	31 H	BYU	0	3	61 A	St. Mary's (CA)	0	3	114 A	Loyola Marymount	0	3
21 N	North Carolina	1	3					61 H	St. Mary's (CA)	3	1	114 H	Loyola Marymount	3	0
								71 A	Pepperdine	3	2	122 A	Pacific	1	3
								71 H	Pepperdine	3	0	122 H	Pacific	3	2
								80 N	Northeastern	3	1	130 A	Santa Clara	3	2
								85 H	Long Beach St.	2	3	130 H	Santa Clara	3	1
								86 A	Middle Tenn.	2	3	154 A	Gonzaga	2	3
								92 N	SMU	3	2	154 H	Gonzaga	2	3
								99 N	Notre Dame	2	3	165 N	Harvard	3	1
												224 H	Air Force	3	0
												270 A	Portland	3	1
												270 H	Portland	3	0
				LAST 10 GAMES											
				114 H	Loyola Marymount	3	0	31 H	BYU	0	3				
				71 H	Pepperdine	3	0	154 A	Gonzaga	2	3				
				61 A	St. Mary's (CA)	0	3	270 A	Portland	3	1				
				122 A	Pacific	1	3	130 H	Santa Clara	3	1				
				15 H	San Diego	2	3	122 H	Pacific	3	2				

Non-Div. I Games:

San Francisco

Average RPI Win:		206	WON-LOST RECORD		WINNING PCT. RANK		LAST 10 GAMES		STRENGTH OF SCHEDULE		OPP. STRENGTH OF SCHEDULE		TEAM RPI		ADJ RPI		CONF. RPI		ADJ CONF. RPI		
DIV. I ONLY			9- 20		.31034 266		1- 9		33		38		130		.51691 119		2		2		
DIV. I NON-CONF.			8- 3		.72727 65		0- 0		105		235		76		.56636 77		1		1		
TOTALS		RPI 1-25		RPI 26-50		W-L RECORDS		RPI 51-100		RPI 101-150		RPI 150+									
9- 20		0- 12		1- 3		OVERALL		0- 3		2- 2		6- 0									
6- 8		0- 5		0- 1		HOME		0- 1		2- 1		4- 0									
1- 12		0- 7		1- 2		AWAY		0- 2		0- 1		0- 0									
2- 0		0- 0		0- 0		NEUTRAL		0- 0		0- 0		2- 0									
8- 3		0- 2		0- 0		NON-CONFERENCE		0- 1		2- 0		6- 0									
6- 0		0- 0		0- 0		HOME		0- 0		2- 0		4- 0									
0- 3		0- 2		0- 0		AWAY		0- 1		0- 0		0- 0									
2- 0		0- 0		0- 0		NEUTRAL		0- 0		0- 0		2- 0									
1- 17		0- 10		1- 3		CONFERENCE		0- 2		0- 2		0- 0									
0- 8		0- 5		0- 1		HOME		0- 1		0- 1		0- 0									
1- 9		0- 5		1- 2		AWAY		0- 1		0- 1		0- 0									
0- 0		0- 0		0- 0		NEUTRAL		0- 0		0- 0		0- 0									
RPI	S	Opponent		Score		RPI	S	Opponent		Score		RPI	S	Opponent		Score					
2	A	Penn St.		0	3	27	A	Michigan St.		3	2	57	A	Northwestern		2	3				
2	H	Penn St.		0	3	29	A	Purdue		0	3	57	H	Northwestern		2	3				
8	A	Nebraska		0	3	49	A	Ohio St.		0	3	68	A	Col. of Charleston		1	3				
8	H	Nebraska		0	3	49	H	Ohio St.		2	3					3	0				
13	A	Minnesota		0	3											3	0				
13	H	Minnesota		0	3											3	1				
14	A	Wisconsin		1	3											3	1				
14	H	Wisconsin		1	3											3	0				
17	A	Illinois		0	3											3	0				
17	H	Illinois		0	3											3	0				
18	A	Duke		0	3											3	0				
21	A	North Carolina		1	3											3	0				
LAST 10 GAMES																					
8 H Nebraska						0	3	49 A Ohio St.						0	3						
117 H Iowa						2	3	13 H Minnesota						0	3						
57 A Northwestern						2	3	14 H Wisconsin						1	3						
17 A Illinois						0	3	27 A Michigan St.						3	2						
2 A Penn St.						0	3	29 A Purdue						0	3						

Non-Div. I Games:

Indiana

Average RPI Win: 148		WON-LOST	WINNING	LAST 10	STRENGTH OF		OPP. STRENGTH	TEAM	ADJ	CONF.	ADJ CONF.	
Average RPI Loss: 90		RECORD	PCT. RANK	GAMES	SCHEDULE		OF SCHEDULE	RPI	RPI	RPI	RPI	
DIV. I ONLY		13- 17	.43333	207	57		81	116	.5163	121	6	6
DIV. I NON-CONF.		8- 4	.66667	85	71		153	70	.5714	72	6	6
TOTALS		RPI 1-25	RPI 26-50		W-L RECORDS		RPI 51-100		RPI 101-150		RPI 150+	
13- 17	0- 4	0- 2		OVERALL		3- 5		4- 2		6- 4		
11- 5	0- 2	0- 0		HOME		3- 1		3- 1		5- 1		
1- 9	0- 2	0- 1		AWAY		0- 4		0- 0		1- 2		
1- 3	0- 0	0- 1		NEUTRAL		0- 0		1- 1		0- 1		
8- 4	0- 0	0- 2		NON-CONFERENCE		1- 0		3- 1		4- 1		
6- 0	0- 0	0- 0		HOME		1- 0		2- 0		3- 0		
1- 1	0- 0	0- 1		AWAY		0- 0		0- 0		1- 0		
1- 3	0- 0	0- 1		NEUTRAL		0- 0		1- 1		0- 1		
5- 13	0- 4	0- 0		CONFERENCE		2- 5		1- 1		2- 3		
5- 5	0- 2	0- 0		HOME		2- 1		1- 1		2- 1		
0- 8	0- 2	0- 0		AWAY		0- 4		0- 0		0- 2		
0- 0	0- 0	0- 0		NEUTRAL		0- 0		0- 0		0- 0		
RPI S	Opponent	Score	RPI S	Opponent	Score	RPI S	Opponent	Score	RPI S	Opponent	Score	
18 H	Duke	0 3	28 A	Michigan	0 3	51 A	Miami (FL)	0 3	108 H	Wake Forest	3 0	
19 A	Florida St.	0 3	35 N	Ohio	0 3	52 A	North Carolina St.	1 3	113 H	Clemson	1 3	
21 A	North Carolina	2 3				62 H	Virginia Tech	2 3	115 N	Ole Miss	3 2	
21 H	North Carolina	2 3				67 H	Virginia	3 1	125 N	Marshall	2 3	
						87 H	LIU Brooklyn	3 0	137 H	Villanova	3 0	
						88 A	Pittsburgh	2 3	144 H	UMKC	3 2	
						88 H	Pittsburgh	3 1	157 A	George Washington	3 0	
						99 A	Notre Dame	1 3	160 H	Georgia Tech	3 2	
									168 H	Penn	3 1	
									170 A	Syracuse	1 3	
									170 H	Syracuse	0 3	
									205 H	New Hampshire	3 0	
									225 A	Boston College	0 3	
									225 H	Boston College	3 0	
									229 N	UMBC	0 3	
									267 H	George Mason	3 0	
			LAST 10 GAMES									
21 H	North Carolina	2 3	18 H	Duke	0 3	99 A	Notre Dame	1 3				
88 A	Pittsburgh	2 3	88 H	Pittsburgh	3 1	52 A	North Carolina St.	1 3				
170 A	Syracuse	1 3	21 A	North Carolina	2 3							
225 A	Boston College	0 3										
108 H	Wake Forest	3 0										

Non-Div. I Games:

Maryland

Average RPI Win:		182	WON-LOST RECORD		WINNING PCT. RANK		LAST 10 GAMES		STRENGTH OF SCHEDULE		OPP. STRENGTH OF SCHEDULE		TEAM RPI		ADJ RPI		CONF. RPI		ADJ CONF. RPI	
DIV. I ONLY			14- 15		.48276 190		3- 7		137		68		145		.51608 122		7		7	
DIV. I NON-CONF.			7- 4		.63636 104		0- 0		144		78		100		.55213 91		5		5	
TOTALS		RPI 1-25		RPI 26-50		W-L RECORDS		RPI 51-100		RPI 101-150		RPI 150+								
14- 15		1- 3		1- 2		OVERALL		0- 7		3- 3		9- 0								
7- 5		0- 1		0- 1		HOME		0- 2		2- 1		5- 0								
3- 9		0- 2		0- 1		AWAY		0- 4		1- 2		2- 0								
4- 1		1- 0		1- 0		NEUTRAL		0- 1		0- 0		2- 0								
7- 4		1- 1		1- 0		NON-CONFERENCE		0- 3		0- 0		5- 0								
3- 0		0- 0		0- 0		HOME		0- 0		0- 0		3- 0								
0- 3		0- 1		0- 0		AWAY		0- 2		0- 0		0- 0								
4- 1		1- 0		1- 0		NEUTRAL		0- 1		0- 0		2- 0								
7- 11		0- 2		0- 2		CONFERENCE		0- 4		3- 3		4- 0								
4- 5		0- 1		0- 1		HOME		0- 2		2- 1		2- 0								
3- 6		0- 1		0- 1		AWAY		0- 2		1- 2		2- 0								
0- 0		0- 0		0- 0		NEUTRAL		0- 0		0- 0		0- 0								
RPI	S	Opponent		Score		RPI	S	Opponent		Score		RPI	S	Opponent		Score				
7	A	Stanford		0	3	27	N	Michigan St.		3	0	61	A	St. Mary's (CA)		1	3			
15	A	San Diego		0	3	31	A	BYU		0	3	61	H	St. Mary's (CA)		0	3			
15	H	San Diego		0	3	31	H	BYU		1	3	62	A	Virginia Tech		0	3			
23	N	Oklahoma		3	2							71	A	Pepperdine		0	3			
												71	H	Pepperdine		2	3			
												76	N	Utah St.		2	3			
												84	A	Portland St.		2	3			
														114 A Loyola Marymount		0	3			
														114 H Loyola Marymount		3	1			
														118 A San Francisco		2	3			
														118 H San Francisco		3	1			
														130 A Santa Clara		3	1			
														130 H Santa Clara		2	3			
														154 A Gonzaga		3	1			
														154 H Gonzaga		3	1			
														222 N Towson		3	0			
														230 H San Jose St.		3	0			
														246 H Winthrop		3	0			
														270 A Portland		3	2			
														270 H Portland		3	0			
														288 H UC Riverside		3	0			
														302 N Saint Francis (PA)		3	0			
LAST 10 GAMES																				
154 A Gonzaga						3	1	114 A Loyola Marymount						0	3					
270 A Portland						3	2	61 H St. Mary's (CA)						0	3					
130 H Santa Clara						2	3	15 H San Diego						0	3					
118 H San Francisco						3	1	31 H BYU						1	3					
71 A Pepperdine						0	3	118 A San Francisco						2	3					

Non-Div. I Games:

Pacific

Average RPI Win:		188	WON-LOST RECORD		WINNING PCT. RANK		LAST 10 GAMES		STRENGTH OF SCHEDULE		OPP. STRENGTH OF SCHEDULE		TEAM RPI		ADJ RPI		CONF. RPI		ADJ CONF. RPI				
DIV. I ONLY			12- 18		.4 231		1- 9		49		57		117		.51595 123		4		4				
DIV. I NON-CONF.			9- 4		.69231 79		1- 0		156		226		103		.53754 113		3		3				
TOTALS		RPI 1-25		RPI 26-50		W-L RECORDS		RPI 51-100		RPI 101-150		RPI 150+											
12- 18		0- 6		1- 6		OVERALL		1- 1		1- 3		9- 2											
8- 8		0- 2		1- 4		HOME		0- 1		0- 0		7- 1											
2- 8		0- 4		0- 2		AWAY		0- 0		1- 2		1- 0											
2- 2		0- 0		0- 0		NEUTRAL		1- 0		0- 1		1- 1											
9- 4		0- 1		0- 0		NON-CONFERENCE		1- 0		0- 2		8- 1											
7- 0		0- 0		0- 0		HOME		0- 0		0- 0		7- 0											
0- 2		0- 1		0- 0		AWAY		0- 0		0- 1		0- 0											
2- 2		0- 0		0- 0		NEUTRAL		1- 0		0- 1		1- 1											
3- 14		0- 5		1- 6		CONFERENCE		0- 1		1- 1		1- 1											
1- 8		0- 2		1- 4		HOME		0- 1		0- 0		0- 1											
2- 6		0- 3		0- 2		AWAY		0- 0		1- 1		1- 0											
0- 0		0- 0		0- 0		NEUTRAL		0- 0		0- 0		0- 0											
RPI	S	Opponent		Score		RPI	S	Opponent		Score		RPI	S	Opponent		Score							
4	A	Florida		0 3		32	H	Texas A&M		3 1		63	H	Auburn		0 3		113	A	Clemson		2 3	
5	A	Missouri		0 3		33	H	Alabama		0 3		76	N	Utah St.		3 1		115	A	Ole Miss		3 1	
5	H	Missouri		0 3		34	H	LSU		0 3								126	N	Furman		1 3	
9	A	Kentucky		0 3		37	A	Arkansas		0 3								138	A	Mississippi St.		0 3	
9	H	Kentucky		0 3		37	H	Arkansas		2 3								176	A	Tennessee		3 1	
18	A	Duke		1 3		40	A	Georgia		0 3								176	H	Tennessee		0 3	
						40	H	Georgia		0 3								178	H	FIU		3 0	
																		187	N	Liberty		3 0	
																		194	H	Coastal Caro.		3 2	
																		198	H	High Point		3 0	
																		207	H	Western Caro.		3 0	
																		246	N	Winthrop		2 3	
																		272	H	Presbyterian		3 0	
																		299	H	Robert Morris		3 1	
																		321	H	South Carolina St.		3 0	
						LAST 10 GAMES																	
						34	H	LSU		0 3		40	A	Georgia		0 3							
						37	A	Arkansas		0 3		9	A	Kentucky		0 3							
						5	H	Missouri		0 3		194	H	Coastal Caro.		3 2							
						33	H	Alabama		0 3		63	H	Auburn		0 3							
						4	A	Florida		0 3		176	H	Tennessee		0 3							

Non-Div. I Games:

South Carolina

Average RPI Win: 182		WON-LOST	WINNING	LAST 10	STRENGTH OF		OPP. STRENGTH	TEAM	ADJ	CONF.	ADJ CONF.
Average RPI Loss: 100		RECORD	PCT. RANK	GAMES	SCHEDULE		OF SCHEDULE	RPI	RPI	RPI	RPI
DIV. I ONLY		17- 15	.53125	158	5- 5		128	106	123	.51592	124
DIV. I NON-CONF.		8- 8	.5	165	0- 0		141	98	139	.51243	135
TOTALS		RPI 1-25	RPI 26-50		W-L RECORDS		RPI 51-100		RPI 101-150		RPI 150+
17- 15	0- 0	0- 5		OVERALL		3- 2		2- 6		12- 2	
11- 2	0- 0	0- 1		HOME		3- 0		1- 1		7- 0	
3- 8	0- 0	0- 2		AWAY		0- 1		1- 3		2- 2	
3- 5	0- 0	0- 2		NEUTRAL		0- 1		0- 2		3- 0	
8- 8	0- 0	0- 3		NON-CONFERENCE		1- 2		1- 3		6- 0	
5- 1	0- 0	0- 1		HOME		1- 0		1- 0		3- 0	
1- 3	0- 0	0- 0		AWAY		0- 1		0- 2		1- 0	
2- 4	0- 0	0- 2		NEUTRAL		0- 1		0- 1		2- 0	
9- 7	0- 0	0- 2		CONFERENCE		2- 0		1- 3		6- 2	
6- 1	0- 0	0- 0		HOME		2- 0		0- 1		4- 0	
2- 5	0- 0	0- 2		AWAY		0- 0		1- 1		1- 2	
1- 1	0- 0	0- 0		NEUTRAL		0- 0		0- 1		1- 0	
RPI S	Opponent	Score	RPI S	Opponent	Score	RPI S	Opponent	Score	RPI S	Opponent	Score
			26 H	Utah	1 3	56 H	Tulane	3 1	104 H	Texas St.	3 1
			34 N	LSU	2 3	83 A	TCU	0 3	114 A	Loyola Marymount	0 3
			39 A	Tulsa	1 3	86 H	Middle Tenn.	3 1	120 A	UAB	0 3
			42 N	UCLA	0 3	90 N	Baylor	0 3	125 H	Marshall	1 3
			47 A	UTSA	0 3	97 H	Northwestern St.	3 0	125 N	Marshall	2 3
									142 N	Idaho	2 3
									146 A	Boise St.	1 3
									149 A	Rice	3 1
									151 H	UTEP	3 0
									161 H	Texas-Arlington	3 1
									178 A	FIU	0 3
									180 A	Southern Miss.	3 2
									185 H	Stephen F. Austin	3 0
									193 A	Fla. Atlantic	2 3
									193 N	Fla. Atlantic	3 1
									197 A	Houston	3 0
									231 N	Sacramento St.	3 0
									233 H	East Carolina	3 0
									237 N	Albany (NY)	3 0
									251 H	Charlotte	3 0
									279 H	Louisiana Tech	3 0
									310 H	Prairie View	3 0
			LAST 10 GAMES								
			125 N	Marshall	2 3	56 H	Tulane	3 1			
			193 N	Fla. Atlantic	3 1	279 H	Louisiana Tech	3 0			
			178 A	FIU	0 3	149 A	Rice	3 1			
			193 A	Fla. Atlantic	2 3	47 A	UTSA	0 3			
			151 H	UTEP	3 0	120 A	UAB	0 3			

Non-Div. I Games:

North Texas

Average RPI Win: 176		WON-LOST	WINNING	LAST 10	STRENGTH OF		OPP. STRENGTH	TEAM	ADJ	CONF.	ADJ CONF.
Average RPI Loss: 107		RECORD	PCT. RANK	GAMES	SCHEDULE		OF SCHEDULE	RPI	RPI	RPI	RPI
DIV. I ONLY		16- 16	.5	171	5- 5		93	119	115	.51494	125
DIV. I NON-CONF.		7- 9	.4375	203	1- 0		111	132	150	.49728	157
TOTALS		RPI 1-25	RPI 26-50		W-L RECORDS		RPI 51-100		RPI 101-150		RPI 150+
16- 16	0- 0	0- 5		OVERALL		2- 4		5- 2		9- 5	
7- 4	0- 0	0- 1		HOME		1- 2		1- 0		5- 1	
5- 8	0- 0	0- 2		AWAY		1- 2		2- 1		2- 3	
4- 4	0- 0	0- 2		NEUTRAL		0- 0		2- 1		2- 1	
7- 9	0- 0	0- 2		NON-CONFERENCE		1- 3		2- 1		4- 3	
3- 1	0- 0	0- 0		HOME		0- 1		1- 0		2- 0	
1- 5	0- 0	0- 1		AWAY		1- 2		0- 0		0- 2	
3- 3	0- 0	0- 1		NEUTRAL		0- 0		1- 1		2- 1	
9- 7	0- 0	0- 3		CONFERENCE		1- 1		3- 1		5- 2	
4- 3	0- 0	0- 1		HOME		1- 1		0- 0		3- 1	
4- 3	0- 0	0- 1		AWAY		0- 0		2- 1		2- 1	
1- 1	0- 0	0- 1		NEUTRAL		0- 0		1- 0		0- 0	
RPI S	Opponent	Score	RPI S	Opponent	Score	RPI S	Opponent	Score	RPI S	Opponent	Score
			28 A	Michigan	0 3	56 H	Tulane	0 3	110 H	Southern Ill.	3 0
			35 N	Ohio	1 3	67 A	Virginia	0 3	120 A	UAB	3 0
			39 A	Tulsa	1 3	74 A	West Virginia	3 1	121 N	Maryland	3 2
			47 H	UTSA	1 3	77 H	East Tenn. St.	2 3	124 A	North Texas	3 1
			47 N	UTSA	0 3	86 H	Middle Tenn.	3 2	124 N	North Texas	3 2
						91 A	Morehead St.	0 3	140 N	Denver	0 3
									149 A	Rice	1 3
									151 H	UTEP	2 3
									155 N	James Madison	2 3
									178 A	FIU	3 0
									180 A	Southern Miss.	1 3
									184 A	Eastern Ky.	1 3
									184 H	Eastern Ky.	3 1
									193 A	Fla. Atlantic	3 2
									204 N	Montana	3 1
									212 H	Kent St.	3 2
									233 H	East Carolina	3 0
									251 H	Charlotte	3 1
									264 A	Ill.-Chicago	2 3
									279 H	Louisiana Tech	3 0
									316 N	Chicago St.	3 1
LAST 10 GAMES											
			47 N	UTSA	0 3	47 H	UTSA	1 3			
			124 N	North Texas	3 2	151 H	UTEP	2 3			
			86 H	Middle Tenn.	3 2	74 A	West Virginia	3 1			
			39 A	Tulsa	1 3	251 H	Charlotte	3 1			
			180 A	Southern Miss.	1 3	120 A	UAB	3 0			

Non-Div. I Games:

Marshall

Average RPI Win:	214	WON-LOST RECORD	WINNING PCT. RANK	LAST 10 GAMES	STRENGTH OF SCHEDULE	OPP. STRENGTH OF SCHEDULE	TEAM RPI	ADJ RPI	CONF. RPI	ADJ CONF. RPI	
DIV. I ONLY	17- 12	.58621	117	6- 4	140	202	118	.51409	126	19	19
DIV. I NON-CONF.	4- 7	.36364	241	0- 0	175	145	213	.45682	207	24	26
<hr/>											
TOTALS	RPI 1-25	RPI 26-50		W-L RECORDS	RPI 51-100		RPI 101-150		RPI 150+		
17- 12	0- 0	0- 1		OVERALL	2- 3		2- 3		13- 5		
10- 1	0- 0	0- 0		HOME	1- 0		1- 1		8- 0		
4- 8	0- 0	0- 1		AWAY	1- 1		0- 2		3- 4		
3- 3	0- 0	0- 0		NEUTRAL	0- 2		1- 0		2- 1		
<hr/>											
4- 7	0- 0	0- 1		NON-CONFERENCE	0- 3		1- 1		3- 2		
1- 0	0- 0	0- 0		HOME	0- 0		0- 0		1- 0		
0- 4	0- 0	0- 1		AWAY	0- 1		0- 1		0- 1		
3- 3	0- 0	0- 0		NEUTRAL	0- 2		1- 0		2- 1		
<hr/>											
13- 5	0- 0	0- 0		CONFERENCE	2- 0		1- 2		10- 3		
9- 1	0- 0	0- 0		HOME	1- 0		1- 1		7- 0		
4- 4	0- 0	0- 0		AWAY	1- 0		0- 1		3- 3		
0- 0	0- 0	0- 0		NEUTRAL	0- 0		0- 0		0- 0		
<hr/>											
RPI S	Opponent	Score	RPI S	Opponent	Score	RPI S	Opponent	Score	RPI S	Opponent	Score
			40 A	Georgia	0 3	70 N	Lipscomb	0 3	107 A	Samford	1 3
						73 A	Ga. Southern	3 2	107 H	Samford	3 1
						73 H	Ga. Southern	3 1	107 H	Samford	0 3
						77 A	East Tenn. St.	0 3	113 A	Clemson	1 3
						83 N	TCU	0 3	123 N	South Carolina	3 1
									153 A	Appalachian St.	0 3
									166 A	UNC Greensboro	1 3
									166 H	UNC Greensboro	3 0
									196 H	Davidson	3 0
									207 A	Western Caro.	3 1
									209 A	Delaware	2 3
									214 A	Elon	2 3
									214 H	Elon	3 1
									246 N	Winthrop	2 3
									259 A	Wofford	3 2
									259 H	Wofford	3 2
									259 H	Wofford	3 0
									261 N	Sacred Heart	3 1
									272 H	Presbyterian	3 0
									284 N	Rutgers	3 1
									291 A	Chattanooga	3 2
									291 H	Chattanooga	3 1
									305 H	Citadel	3 0
			LAST 10 GAMES								
			107 H	Samford	0 3	166 H	UNC Greensboro	3 0			
			259 H	Wofford	3 2	305 H	Citadel	3 0			
			291 A	Chattanooga	3 2	73 H	Ga. Southern	3 1			
			107 A	Samford	1 3	166 A	UNC Greensboro	1 3			
			214 H	Elon	3 1	214 A	Elon	2 3			

Non-Div. I Games:

Furman

Average RPI Win:		240	WON-LOST RECORD		WINNING PCT. RANK		LAST 10 GAMES		STRENGTH OF SCHEDULE		OPP. STRENGTH OF SCHEDULE		TEAM RPI		ADJ RPI		CONF. RPI		ADJ CONF. RPI	
Average RPI Loss:		96																		
DIV. I ONLY			18- 12		.6 106		6- 4		190		203		136		.51324 127		20		20	
DIV. I NON-CONF.			6- 6		.5 165		1- 0		189		149		175		.49083 164		22		22	
TOTALS		RPI 1-25		RPI 26-50		W-L RECORDS		RPI 51-100		RPI 101-150		RPI 150+								
18- 12		0- 0		0- 5		OVERALL		0- 3		1- 2		17- 2								
8- 4		0- 0		0- 2		HOME		0- 1		0- 0		8- 1								
7- 5		0- 0		0- 1		AWAY		0- 1		0- 2		7- 1								
3- 3		0- 0		0- 2		NEUTRAL		0- 1		1- 0		2- 0								
6- 6		0- 0		0- 3		NON-CONFERENCE		0- 1		1- 2		5- 0								
2- 1		0- 0		0- 1		HOME		0- 0		0- 0		2- 0								
1- 2		0- 0		0- 0		AWAY		0- 0		0- 2		1- 0								
3- 3		0- 0		0- 2		NEUTRAL		0- 1		1- 0		2- 0								
12- 6		0- 0		0- 2		CONFERENCE		0- 2		0- 0		12- 2								
6- 3		0- 0		0- 1		HOME		0- 1		0- 0		6- 1								
6- 3		0- 0		0- 1		AWAY		0- 1		0- 0		6- 1								
0- 0		0- 0		0- 0		NEUTRAL		0- 0		0- 0		0- 0								
RPI	S	Opponent		Score		RPI	S	Opponent		Score		RPI	S	Opponent		Score				
				34	N	LSU	0	3	89	N	UC Irvine	1	3	129	N	UALR	3 2			
				45	A	Central Ark.	1	3	95	A	Oral Roberts	2	3	140	A	Denver	1 3			
				45	H	Central Ark.	1	3	97	H	Northwestern St.	0	3	149	A	Rice	0 3			
				47	H	UTSA	1	3						161	A	Texas-Arlington	3 0			
				47	N	UTSA	0	3						163	A	Sam Houston St.	0 3			
														163	H	Sam Houston St.	3 1			
														163	H	Sam Houston St.	3 0			
														185	H	Stephen F. Austin	3 1			
														202	A	Houston Baptist	3 0			
														202	H	Houston Baptist	0 3			
														224	N	Air Force	3 1			
														249	A	Lamar	3 2			
														249	H	Lamar	3 0			
														265	A	Southeastern La.	3 1			
														268	A	McNeese St.	3 0			
														268	H	McNeese St.	3 0			
														274	H	Tex.-Pan American	3 0			
														295	A	Nicholls St.	3 0			
														295	H	Nicholls St.	3 0			
														297	A	New Orleans	3 1			
														310	H	Prairie View	3 0			
														322	N	Mississippi Val.	3 1			
				LAST 10 GAMES																
				45	H	Central Ark.	1	3	268	H	McNeese St.	3	0							
				163	H	Sam Houston St.	3	1	295	H	Nicholls St.	3	0							
				163	H	Sam Houston St.	3	0	310	H	Prairie View	3	0							
				249	H	Lamar	3	0	45	A	Central Ark.	1	3							
				202	H	Houston Baptist	0	3	95	A	Oral Roberts	2	3							

Non-Div. I Games:	Incarnate Word	3	1	Abilene Christian	3	1
--------------------------	-----------------------	----------	----------	--------------------------	----------	----------

A&M-Corpus Christi

Average RPI Win:		208	WON-LOST RECORD		WINNING PCT. RANK		LAST 10 GAMES		STRENGTH OF SCHEDULE		OPP. STRENGTH OF SCHEDULE		TEAM RPI		ADJ RPI		CONF. RPI		ADJ CONF. RPI	
Average RPI Loss:		86																		
DIV. I ONLY			16- 16		.5 171		3- 7		105		104		124		.51307 128		5		5	
DIV. I NON-CONF.			11- 5		.6875 83		0- 0		204		252		124		.51564 131		7		7	
TOTALS		RPI 1-25		RPI 26-50		W-L RECORDS		RPI 51-100		RPI 101-150		RPI 150+								
16- 16		1- 3		0- 3		OVERALL		1- 5		1- 1		13- 4								
6- 5		0- 2		0- 1		HOME		1- 1		1- 0		4- 1								
4- 9		1- 1		0- 2		AWAY		0- 3		0- 1		3- 2								
6- 2		0- 0		0- 0		NEUTRAL		0- 1		0- 0		6- 1								
11- 5		0- 0		0- 1		NON-CONFERENCE		0- 2		0- 0		11- 2								
3- 0		0- 0		0- 0		HOME		0- 0		0- 0		3- 0								
2- 3		0- 0		0- 1		AWAY		0- 1		0- 0		2- 1								
6- 2		0- 0		0- 0		NEUTRAL		0- 1		0- 0		6- 1								
5- 11		1- 3		0- 2		CONFERENCE		1- 3		1- 1		2- 2								
3- 5		0- 2		0- 1		HOME		1- 1		1- 0		1- 1								
2- 6		1- 1		0- 1		AWAY		0- 2		0- 1		1- 1								
0- 0		0- 0		0- 0		NEUTRAL		0- 0		0- 0		0- 0								
RPI	S	Opponent		Score		RPI	S	Opponent		Score		RPI	S	Opponent		Score				
10	A	Marquette		0 3		41	A	Butler		0 3		53	A	Xavier		1 3				
10	H	Marquette		0 3		41	H	Butler		2 3		53	H	Xavier		0 3				
16	A	Creighton		3 2		50	A	Colgate		0 3		69	N	Missouri St.		1 3				
16	H	Creighton		1 3								78	A	Seton Hall		1 3				
												78	H	Seton Hall		3 2				
												80	A	Northeastern		1 3				
				</																

Non-Div. I Games:

St. John's (NY)

Average RPI Win:		129	WON-LOST RECORD		WINNING PCT. RANK		LAST 10 GAMES		STRENGTH OF SCHEDULE		OPP. STRENGTH OF SCHEDULE		TEAM RPI		ADJ RPI		CONF. RPI		ADJ CONF. RPI	
DIV. I ONLY			11- 16		.40741 225		4- 6		81		51		142		.51197 130		7		7	
DIV. I NON-CONF.			5- 4		.55556 150		0- 0		34		16		60		.58816 58		5		5	
TOTALS		RPI 1-25		RPI 26-50		W-L RECORDS		RPI 51-100		RPI 101-150		RPI 150+								
11- 16		0- 3		1- 4		OVERALL		4- 3		3- 4		3- 2								
4- 6		0- 1		1- 0		HOME		0- 2		1- 2		2- 1								
4- 8		0- 2		0- 2		AWAY		2- 1		1- 2		1- 1								
3- 2		0- 0		0- 2		NEUTRAL		2- 0		1- 0		0- 0								
5- 4		0- 1		0- 3		NON-CONFERENCE		3- 0		1- 0		1- 0								
1- 0		0- 0		0- 0		HOME		0- 0		0- 0		1- 0								
1- 2		0- 1		0- 1		AWAY		1- 0		0- 0		0- 0								
3- 2		0- 0		0- 2		NEUTRAL		2- 0		1- 0		0- 0								
6- 12		0- 2		1- 1		CONFERENCE		1- 3		2- 4		2- 2								
3- 6		0- 1		1- 0		HOME		0- 2		1- 2		1- 1								
3- 6		0- 1		0- 1		AWAY		1- 1		1- 2		1- 1								
0- 0		0- 0		0- 0		NEUTRAL		0- 0		0- 0		0- 0								
RPI	S	Opponent		Score		RPI	S	Opponent		Score		RPI	S	Opponent		Score				
11	A	Hawaii		1	3	30	A	California		0	3	58	N	Kansas St.		3	0			
15	A	San Diego		0	3	31	A	BYU		1	3	61	A	St. Mary's (CA)		0	3			
15	H	San Diego		1	3	31	H	BYU		3	1	61	H	St. Mary's (CA)		2	3			
						38	N	Cal St. Northridge		0	3	71	A	Pepperdine		3	1			
						42	N	UCLA		1	3	71	H	Pepperdine		2	3			
												82	A	Fresno St.		3	2			
												94	N	New Mexico St.		3	1			
			</																	

Non-Div. I Games:

Santa Clara

Average RPI Win:		205	WON-LOST RECORD		WINNING PCT. RANK		LAST 10 GAMES		STRENGTH OF SCHEDULE		OPP. STRENGTH OF SCHEDULE		TEAM RPI		ADJ RPI		CONF. RPI		ADJ CONF. RPI	
DIV. I ONLY			19- 13		.59375 112		3- 7		182		139		129		.51149 131		23		21	
DIV. I NON-CONF.			9- 7		.5625 148		0- 1		68		71		85		.55798 85		15		15	
TOTALS		RPI 1-25		RPI 26-50		W-L RECORDS		RPI 51-100		RPI 101-150		RPI 150+								
19- 13		0- 4		0- 1		OVERALL		0- 2		5- 4		14- 2								
8- 0		0- 0		0- 0		HOME		0- 0		4- 0		4- 0								
3- 9		0- 2		0- 1		AWAY		0- 1		0- 3		3- 2								
8- 4		0- 2		0- 0		NEUTRAL		0- 1		1- 1		7- 0								
9- 7		0- 4		0- 1		NON-CONFERENCE		0- 2		2- 0		7- 0								
1- 0		0- 0		0- 0		HOME		0- 0		1- 0		0- 0								
1- 4		0- 2		0- 1		AWAY		0- 1		0- 0		1- 0								
7- 3		0- 2		0- 0		NEUTRAL		0- 1		1- 0		6- 0								
10- 6		0- 0		0- 0		CONFERENCE		0- 0		3- 4		7- 2								
7- 0		0- 0		0- 0		HOME		0- 0		3- 0		4- 0								
2- 5		0- 0		0- 0		AWAY		0- 0		0- 3		2- 2								
1- 1		0- 0		0- 0		NEUTRAL		0- 0		0- 1		1- 0								
RPI	S	Opponent		Score		RPI	S	Opponent		Score		RPI	S	Opponent		Score				
5	A	Missouri		0	3	46	A	Wichita St.		0	3	106	H	North Dakota		3	1			
11	N	Hawaii		0	3							109	A	IUPUI		1	3			
16	N	Creighton		0	3							109	H	IUPUI		3	2			
22	A	Iowa St.		0	3							116	N	Idaho St.		3	1			
												140	A	Denver		0	3			
												140	H	Denver		3	0			
												140	N	Denver		2	3			
												143	A	IPFW		2	3			
												143	H	IPFW		3	0			
												154	N	Gonzaga		3	0			
												181	N	Arkansas St.		3	1			
												204	N	Montana		3	2			
												213	N	Texas Tech		3	1			
												219	A	North Dakota St.		3	1			
												219	H	North Dakota St.		3	1			
												232	N	Eastern Wash.		3	2			
												242	A	Western Ill.		2	3			
												242	H	Western Ill.		3	0			
												242	N	Western Ill.		3	0			
												252	N	Akron		3	0			
												275	A	South Dakota St.		3	1			
												275	H	South Dakota St.		3	1			
												286	A	Montana St.		3	0			
												293	A	Neb. Omaha		2	3			
												293	H	Neb. Omaha		3	0			
LAST 10 GAMES																				
242	A	Western Ill.		2	3	22	A	Iowa St.		0	3	286	A	Montana St.		3	0			
140	N	Denver		2	3	219	H	North Dakota St.		3	1	293	A	Neb. Omaha		2	3			
242	N	Western Ill.		3	0	275	H	South Dakota St.		3	1	293	H	Neb. Omaha		3	0			
293	A	Neb. Omaha		2	3	143	A	IPFW		2	3									
140	A	Denver		0	3	109	A	IUPUI		1	3									

Non-Div. I Games:

South Dakota

Average RPI Win: 186		WON-LOST	WINNING	LAST 10	STRENGTH OF		OPP. STRENGTH	TEAM	ADJ	CONF.	ADJ CONF.				
Average RPI Loss: 97		RECORD	PCT. RANK	GAMES	SCHEDULE		OF SCHEDULE	RPI	RPI	RPI	RPI				
DIV. I ONLY		18- 16	.52941	160	5- 5		126	110	122	.51041	132	9	9		
DIV. I NON-CONF.		10- 5	.66667	85	0- 0		228	164	135	.51276	134	10	10		

TOTALS		RPI 1-25		RPI 26-50		W-L RECORDS		RPI 51-100		RPI 101-150		RPI 150+			
18- 16		0- 0		0- 3		OVERALL		3- 6		5- 4		10- 3			
5- 6		0- 0		0- 1		HOME		0- 3		3- 1		2- 1			
5- 7		0- 0		0- 1		AWAY		1- 3		0- 2		4- 1			
8- 3		0- 0		0- 1		NEUTRAL		2- 0		2- 1		4- 1			
10- 5		0- 0		0- 1		NON-CONFERENCE		1- 0		2- 3		7- 1			
2- 1		0- 0		0- 0		HOME		0- 0		1- 1		1- 0			
2- 2		0- 0		0- 1		AWAY		0- 0		0- 1		2- 0			
6- 2		0- 0		0- 0		NEUTRAL		1- 0		1- 1		4- 1			
8- 11		0- 0		0- 2		CONFERENCE		2- 6		3- 1		3- 2			
3- 5		0- 0		0- 1		HOME		0- 3		2- 0		1- 1			
3- 5		0- 0		0- 0		AWAY		1- 3		0- 1		2- 1			
2- 1		0- 0		0- 1		NEUTRAL		1- 0		1- 0		0- 0			
RPI	S	Opponent	Score	RPI	S	Opponent	Score	RPI	S	Opponent	Score	RPI	S	Opponent	Score
				27	A	Michigan St.	0 3	66	A	Ball St.	0 3	101	N	Army	3 1
				35	H	Ohio	1 3	66	H	Ball St.	0 3	102	A	Valparaiso	2 3
				35	N	Ohio	0 3	75	A	Northern Ill.	1 3	103	A	Toledo	1 3
								75	H	Northern Ill.	1 3	103	H	Toledo	3 1
								81	A	Bowling Green	3 2	103	N	Toledo	3 2
								93	A	Western Mich.	1 3	117	N	Iowa	1 3
								93	H	Western Mich.	1 3	135	H	Buffalo	3 1
								93	N	Western Mich.	3 0	136	H	Oregon St.	2 3
								98	N	Duquesne	3 1	143	H	IPFW	3 0
												167	A	Miami (OH)	2 3
												174	N	Cleveland St.	1 3
												179	H	Oakland	3 0
												191	A	Central Mich.	3 0
												191	H	Central Mich.	0 3
												212	A	Kent St.	3 1
												221	A	Brown	3 0
												252	H	Akron	3 0
												263	N	Cincinnati	3 0
												280	A	Canisius	3 1
												282	N	Holy Cross	3 0
												290	N	Hartford	3 2
												312	N	Bryant	3 0

LAST 10 GAMES															
				35	N	Ohio	0 3	75	H	Northern Ill.	1 3				
				93	N	Western Mich.	3 0	93	H	Western Mich.	1 3				
				103	N	Toledo	3 2	66	A	Ball St.	0 3				
				212	A	Kent St.	3 1	103	A	Toledo	1 3				
				191	A	Central Mich.	3 0	135	H	Buffalo	3 1				

Non-Div. I Games:

Eastern Mich.

UNLV				Through Games Of Through Matches of Nov. 24, 2013										
Average RPI Win:		181	WON-LOST	WINNING	LAST 10	STRENGTH OF		OPP. STRENGTH	TEAM	ADJ		CONF.	ADJ CONF.	
Average RPI Loss:		91	RECORD	PCT. RANK	GAMES	SCHEDULE		OF SCHEDULE	RPI	RPI		RPI	RPI	
DIV. I ONLY			16- 12	.57143	126	5- 5		199	85	133	.51024	133	10	10
DIV. I NON-CONF.			5- 5	.5	165	0- 0		188	77	161	.49528	158	9	9
TOTALS		RPI 1-25		RPI 26-50		W-L RECORDS		RPI 51-100		RPI 101-150		RPI 150+		
16- 12		0- 1		0- 2		OVERALL		4- 5		3- 2		9- 2		
8- 5		0- 1		0- 0		HOME		1- 3		2- 1		5- 0		
6- 5		0- 0		0- 0		AWAY		2- 2		1- 1		3- 2		
2- 2		0- 0		0- 2		NEUTRAL		1- 0		0- 0		1- 0		
5- 5		0- 0		0- 2		NON-CONFERENCE		1- 2		0- 0		4- 1		
2- 1		0- 0		0- 0		HOME		0- 1		0- 0		2- 0		
1- 2		0- 0		0- 0		AWAY		0- 1		0- 0		1- 1		
2- 2		0- 0		0- 2		NEUTRAL		1- 0		0- 0		1- 0		
11- 7		0- 1		0- 0		CONFERENCE		3- 3		3- 2		5- 1		
6- 4		0- 1		0- 0		HOME		1- 2		2- 1		3- 0		
5- 3		0- 0		0- 0		AWAY		2- 1		1- 1		2- 1		
0- 0		0- 0		0- 0		NEUTRAL		0- 0		0- 0		0- 0		
RPI S	Opponent		Score		RPI S	Opponent		Score		RPI S	Opponent		Score	
20	H	Colorado St.	2	3	35	N	Ohio	0	3	58	H	Kansas St.	2	3
					48	N	Arizona St.	0	3	60	A	Western Ky.	0	3
										67	N	Virginia	3	1
										72	A	New Mexico	3	1
										72	H	New Mexico	1	3
										76	A	Utah St.	1	3
										76	H	Utah St.	3	2
										82	A	Fresno St.	3	1
										82	H	Fresno St.	0	3

Non-Div. I Games:

UNLV

Average RPI Win:		202	WON-LOST		WINNING		LAST 10		STRENGTH OF		OPP. STRENGTH		TEAM	ADJ		CONF.		ADJ CONF.	
Average RPI Loss:		87	RECORD		PCT. RANK		GAMES		SCHEDULE		OF SCHEDULE		RPI	RPI		RPI		RPI	
DIV. I ONLY			16- 14		.53333		151	6- 4		156		96		135	.50928		134	14	14
DIV. I NON-CONF.			6- 8		.42857		208	0- 0		131		38		151	.50128		150	14	14
TOTALS		RPI 1-25		RPI 26-50		W-L RECORDS		RPI 51-100		RPI 101-150		RPI 150+							
16- 14		0- 1		0- 4		OVERALL		2- 4		0- 3		14- 2							
9- 7		0- 0		0- 2		HOME		1- 3		0- 1		8- 1							
6- 4		0- 1		0- 1		AWAY		1- 1		0- 1		5- 0							
1- 3		0- 0		0- 1		NEUTRAL		0- 0		0- 1		1- 1							
6- 8		0- 1		0- 2		NON-CONFERENCE		1- 3		0- 1		5- 1							
4- 3		0- 0		0- 1		HOME		1- 2		0- 0		3- 0							
1- 2		0- 1		0- 0		AWAY		0- 1		0- 0		1- 0							
1- 3		0- 0		0- 1		NEUTRAL		0- 0		0- 1		1- 1							
10- 6		0- 0		0- 2		CONFERENCE		1- 1		0- 2		9- 1							
5- 4		0- 0		0- 1		HOME		0- 1		0- 1		5- 1							
5- 2		0- 0		0- 1		AWAY		1- 0		0- 1		4- 0							
0- 0		0- 0		0- 0		NEUTRAL		0- 0		0- 0		0- 0							
RPI	S	Opponent		Score		RPI	S	Opponent		Score		RPI	S	Opponent		Score			
16	A	Creighton		0	3	29	H	Purdue		0	3	51	H	Miami (FL)		1	3		
						30	N	California		0	3	57	A	Northwestern		2	3		
						36	A	Louisville		0	3	66	H	Ball St.		3	2		
						36	H	Louisville		0	3	88	H	Pittsburgh		2	3		
												92	A	SMU		3	2		
												92	H	SMU		0	3		
												</							

Non-Div. I Games:

South Fla.

Average RPI Win:	207	WON-LOST	WINNING	LAST 10	STRENGTH OF	OPP. STRENGTH	TEAM	ADJ	CONF.	ADJ CONF.	
Average RPI Loss:	114	RECORD	PCT. RANK	GAMES	SCHEDULE	OF SCHEDULE	RPI	RPI	RPI	RPI	
DIV. I ONLY	18- 11	.62069	89	3- 7	203	147	126	.50879	135	9	9
DIV. I NON-CONF.	12- 1	.92308	10	0- 0	252	243	78	.563	79	10	10
<hr/>											
TOTALS	RPI 1-25	RPI 26-50		W-L RECORDS		RPI 51-100		RPI 101-150		RPI 150+	
18- 11	0- 0	0- 3		OVERALL		2- 3		2- 2		14- 3	
10- 4	0- 0	0- 2		HOME		2- 1		1- 1		7- 0	
4- 7	0- 0	0- 1		AWAY		0- 2		0- 1		4- 3	
4- 0	0- 0	0- 0		NEUTRAL		0- 0		1- 0		3- 0	
<hr/>											
12- 1	0- 0	0- 1		NON-CONFERENCE		0- 0		2- 0		10- 0	
5- 1	0- 0	0- 1		HOME		0- 0		1- 0		4- 0	
3- 0	0- 0	0- 0		AWAY		0- 0		0- 0		3- 0	
4- 0	0- 0	0- 0		NEUTRAL		0- 0		1- 0		3- 0	
<hr/>											
6- 10	0- 0	0- 2		CONFERENCE		2- 3		0- 2		4- 3	
5- 3	0- 0	0- 1		HOME		2- 1		0- 1		3- 0	
1- 7	0- 0	0- 1		AWAY		0- 2		0- 1		1- 3	
0- 0	0- 0	0- 0		NEUTRAL		0- 0		0- 0		0- 0	
<hr/>											
RPI S	Opponent	Score	RPI S	Opponent	Score	RPI S	Opponent	Score	RPI S	Opponent	Score
			35 A	Ohio	1 3	66 A	Ball St.	0 3	102 H	Valparaiso	3 1
			35 H	Ohio	1 3	75 H	Northern Ill.	3 2	103 H	Toledo	2 3
			49 H	Ohio St.	0 3	81 A	Bowling Green	2 3	111 N	UCF	3 0
						81 H	Bowling Green	3 2	132 A	Eastern Mich.	1 3
						93 H	Western Mich.	0 3	167 A	Miami (OH)	3 1
									167 H	Miami (OH)	3 0
									182 H	Temple	3 0
									191 A	Central Mich.	0 3
									196 N	Davidson	3 1
									212 A	Kent St.	2 3
									212 H	Kent St.	3 1
									223 N	Iona	3 1
									228 A	Cornell	3 0
									248 N	Bucknell	3 0
									252 A	Akron	2 3
									252 H	Akron	3 2
									260 A	Georgia St.	3 0
									280 A	Canisius	3 0
									313 H	UMES	3 0
									315 H	Niagara	3 0
									315 H	Niagara	3 0
<hr/>											
			LAST 10 GAMES								
			81 H	Bowling Green	3 2	212 A	Kent St.	2 3			
			167 H	Miami (OH)	3 0	132 A	Eastern Mich.	1 3			
			103 H	Toledo	2 3	191 A	Central Mich.	0 3			
			252 A	Akron	2 3	93 H	Western Mich.	0 3			
			35 A	Ohio	1 3	75 H	Northern Ill.	3 2			

Non-Div. I Games:

Buffalo

Average RPI Win: 173		WON-LOST	WINNING	LAST 10	STRENGTH OF	OPP. STRENGTH	TEAM	ADJ	CONF.	ADJ CONF.				
Average RPI Loss: 31		RECORD	PCT. RANK	GAMES	SCHEDULE	OF SCHEDULE	RPI	RPI	RPI	RPI				
DIV. I ONLY		9- 20	.31034	266	0- 10	62	14	157	.50609	136	1	1		
DIV. I NON-CONF.		9- 2	.81818	38	0- 0	206	95	75	.56994	75	2	2		
<hr/>														
TOTALS		RPI 1-25		RPI 26-50		W-L RECORDS		RPI 51-100		RPI 101-150		RPI 150+		
9- 20		0- 7		0- 10		OVERALL		1- 3		4- 0		4- 0		
0- 10		0- 4		0- 4		HOME		0- 2		0- 0		0- 0		
4- 10		0- 3		0- 6		AWAY		1- 1		1- 0		2- 0		
5- 0		0- 0		0- 0		NEUTRAL		0- 0		3- 0		2- 0		
9- 2		0- 0		0- 2		NON-CONFERENCE		1- 0		4- 0		4- 0		
0- 0		0- 0		0- 0		HOME		0- 0		0- 0		0- 0		
4- 2		0- 0		0- 2		AWAY		1- 0		1- 0		2- 0		
5- 0		0- 0		0- 0		NEUTRAL		0- 0		3- 0		2- 0		
0- 18		0- 7		0- 8		CONFERENCE		0- 3		0- 0		0- 0		
0- 10		0- 4		0- 4		HOME		0- 2		0- 0		0- 0		
0- 8		0- 3		0- 4		AWAY		0- 1		0- 0		0- 0		
0- 0		0- 0		0- 0		NEUTRAL		0- 0		0- 0		0- 0		
RPI	S	Opponent		Score	RPI	S	Opponent		Score	RPI	S	Opponent		Score
6	A	Southern California		0 <div>3</div>	26	A	Utah		1 <div>3</div>	54	A	Colorado		0 <div>3</div>
6	H	Southern California		0 <div>3</div>	26	H	Utah		1 <div>3</div>	54	H	Colorado		0 <div>3</div>
7	A	Stanford		0 <div>3</div>	27	A	Michigan St.		0 <div>3</div>	65	H	Washington St.		2 <div>3</div>
7	H	Stanford		0 <div>3</div>	28	A	Michigan		1 <div>3</div>	85	A	Long Beach St.		3 2
24	A	Arizona		1 <div>3</div>	30	A	California		2 <div>3</div>					
24	H	Arizona		0 <div>3</div>	30	H	California		1 <div>3</div>					
25	H	Oregon		0 <div>3</div>	42	A	UCLA		0 <div>3</div>					
					42	H	UCLA		2 <div>3</div>					
					48	A	Arizona St.		0 <div>3</div>					
					48	H	Arizona St.		1 <div>3</div>					
					LAST 10 GAMES									
					26	A	Utah		1 <div>3</div>	42	A	UCLA		0 <div>3</div>
					54	A	Colorado		0 <div>3</div>	24	H	Arizona		0 <div>3</div>
					7	H	Stanford		0 <div>3</div>	48	H	Arizona St.		1 <div>3</div>
					30	H	California		1 <div>3</div>	30	A	California		2 <div>3</div>
					6	A	Southern California		0 <div>3</div>	7	A	Stanford		0 <div>3</div>

Non-Div. I Games:

Oregon St.

Average RPI Win:	194	WON-LOST RECORD	WINNING PCT. RANK	LAST 10 GAMES	STRENGTH OF SCHEDULE	OPP. STRENGTH OF SCHEDULE	TEAM RPI	ADJ RPI	CONF. RPI	ADJ CONF. RPI	
Average RPI Loss:	78										
DIV. I ONLY	12- 17	.41379	222	1- 9	73	79	140	.50589	137	5	5
DIV. I NON-CONF.	8- 5	.61538	112	0- 0	170	187	122	.51597	130	7	7
<hr/>											
TOTALS	RPI 1-25	RPI 26-50		W-L RECORDS	RPI 51-100		RPI 101-150		RPI 150+		
12- 17	0- 5	0- 2		OVERALL	0- 4		2- 3		10- 3		
7- 5	0- 2	0- 1		HOME	0- 2		1- 0		6- 0		
3- 9	0- 3	0- 1		AWAY	0- 2		1- 2		2- 1		
2- 3	0- 0	0- 0		NEUTRAL	0- 0		0- 1		2- 2		
<hr/>											
8- 5	0- 1	0- 0		NON-CONFERENCE	0- 0		1- 2		7- 2		
4- 0	0- 0	0- 0		HOME	0- 0		0- 0		4- 0		
2- 2	0- 1	0- 0		AWAY	0- 0		1- 1		1- 0		
2- 3	0- 0	0- 0		NEUTRAL	0- 0		0- 1		2- 2		
<hr/>											
4- 12	0- 4	0- 2		CONFERENCE	0- 4		1- 1		3- 1		
3- 5	0- 2	0- 1		HOME	0- 2		1- 0		2- 0		
1- 7	0- 2	0- 1		AWAY	0- 2		0- 1		1- 1		
0- 0	0- 0	0- 0		NEUTRAL	0- 0		0- 0		0- 0		
<hr/>											
RPI S	Opponent	Score		RPI S	Opponent	Score		RPI S	Opponent	Score	
8 A	Nebraska	1	3	41 A	Butler	0	3	53 A	Xavier	1	3
10 A	Marquette	0	3	41 H	Butler	0	3	53 H	Xavier	0	3
10 H	Marquette	1	3					78 A	Seton Hall	2	3
16 A	Creighton	0	3					78 H	Seton Hall	1	3
16 H	Creighton	0	3								

Non-Div. I Games:

Villanova

Average RPI Win:	201	WON-LOST	WINNING	LAST 10	STRENGTH OF	OPP. STRENGTH	TEAM	ADJ	CONF.	ADJ CONF.	
Average RPI Loss:	58	RECORD	PCT. RANK	GAMES	SCHEDULE	OF SCHEDULE	RPI	RPI	RPI	RPI	
DIV. I ONLY	11- 19	.36667	249	0- 10	67	56	151	.50564	138	4	4
DIV. I NON-CONF.	9- 5	.64286	99	0- 0	180	212	126	.52108	125	3	3
<hr/>											
TOTALS	RPI 1-25	RPI 26-50		W-L RECORDS		RPI 51-100		RPI 101-150		RPI 150+	
11- 19	0- 4	0- 9		OVERALL		0- 2		3- 2		8- 2	
8- 8	0- 2	0- 3		HOME		0- 0		2- 2		6- 1	
0- 10	0- 2	0- 5		AWAY		0- 2		0- 0		0- 1	
3- 1	0- 0	0- 1		NEUTRAL		0- 0		1- 0		2- 0	
9- 5	0- 0	0- 1		NON-CONFERENCE		0- 1		2- 1		7- 2	
6- 2	0- 0	0- 0		HOME		0- 0		1- 1		5- 1	
0- 2	0- 0	0- 0		AWAY		0- 1		0- 0		0- 1	
3- 1	0- 0	0- 1		NEUTRAL		0- 0		1- 0		2- 0	
2- 14	0- 4	0- 8		CONFERENCE		0- 1		1- 1		1- 0	
2- 6	0- 2	0- 3		HOME		0- 0		1- 1		1- 0	
0- 8	0- 2	0- 5		AWAY		0- 1		0- 0		0- 0	
0- 0	0- 0	0- 0		NEUTRAL		0- 0		0- 0		0- 0	
<hr/>											
RPI S	Opponent	Score	RPI S	Opponent	Score	RPI S	Opponent	Score	RPI S	Opponent	Score
4	H Florida	0 3	32	A Texas A&M	0 3	63	A Auburn	0 3	115	H Ole Miss	1 3
5	A Missouri	0 3	32	H Texas A&M	0 3	90	A Baylor	1 3	120	N UAB	3 2
9	A Kentucky	0 3	33	A Alabama	1 3				123	H South Carolina	3 0
9	H Kentucky	0 3	34	A LSU	0 3				129	H UALR	1 3
			37	A Arkansas	0 3				129	H UALR	3 0
			37	H Arkansas	0 3				161	N Texas-Arlington	3 1
			39	N Tulsa	2 3				173	H Southeast Mo. St.	1 3
			40	A Georgia	2 3				173	H Southeast Mo. St.	3 0
			40	H Georgia	1 3				176	H Tennessee	3 0
									177	A Belmont	0 3
									181	N Arkansas St.	3 1
									259	H Wofford	3 0
									259	H Wofford	3 1
									315	H Niagara	3 0
									315	H Niagara	3 0
<hr/>											
LAST 10 GAMES											
			37	A Arkansas	0 3	115	H Ole Miss	1 3			
			5	A Missouri	0 3	63	A Auburn	0 3			
			40	H Georgia	1 3	33	A Alabama	1 3			
			9	H Kentucky	0 3	40	A Georgia	2 3			
			32	H Texas A&M	0 3	9	A Kentucky	0 3			

Non-Div. I Games:

Mississippi St.

[illegible]

Non-Div. I Games:

Bakersfield

D
e
n
v
e
r

Denver				Through Games Of Through Matches of Nov. 24, 2013											
Average RPI Win:		214	WON-LOST RECORD	WINNING PCT. RANK	LAST 10 GAMES	STRENGTH OF SCHEDULE	OPP. STRENGTH OF SCHEDULE	TEAM RPI	ADJ RPI	CONF. RPI	ADJ CONF. RPI				
Average RPI Loss:		103													
DIV. I ONLY			17- 12	.58621	117	6- 4	220	143	150	.50426	140	23	21		
DIV. I NON-CONF.			6- 7	.46154	190	0- 0	129	97	148	.50711	142	15	15		

TOTALS		RPI 1-25		RPI 26-50		W-L RECORDS		RPI 51-100		RPI 101-150		RPI 150+			
17- 12		0- 2		0- 2		OVERALL		0- 1		6- 4		11- 3			
8- 6		0- 2		0- 2		HOME		0- 1		4- 0		4- 1			
6- 5		0- 0		0- 0		AWAY		0- 0		0- 4		6- 1			
3- 1		0- 0		0- 0		NEUTRAL		0- 0		2- 0		1- 1			
6- 7		0- 2		0- 2		NON-CONFERENCE		0- 1		2- 0		4- 2			
2- 5		0- 2		0- 2		HOME		0- 1		1- 0		1- 0			
2- 1		0- 0		0- 0		AWAY		0- 0		0- 0		2- 1			
2- 1		0- 0		0- 0		NEUTRAL		0- 0		1- 0		1- 1			
11- 5		0- 0		0- 0		CONFERENCE		0- 0		4- 4		7- 1			
6- 1		0- 0		0- 0		HOME		0- 0		3- 0		3- 1			
4- 4		0- 0		0- 0		AWAY		0- 0		0- 4		4- 0			
1- 0		0- 0		0- 0		NEUTRAL		0- 0		1- 0		0- 0			

RPI	S	Opponent	Score	RPI	S	Opponent	Score	RPI	S	Opponent	Score	RPI	S	Opponent	Score
16	H	Creighton	2 3	38	H	Cal St. Northridge	1 3	89	H	UC Irvine	2 3	109	A	IUPUI	0 3
20	H	Colorado St.	1 3	42	H	UCLA	0 3					109	A	IUPUI	1 3
												109	H	IUPUI	3 1
												125	N	Marshall	3 0
												127	H	A&M-Corpus Christi	3 1
												131	A	South Dakota	0 3
												131	H	South Dakota	3 0
												131	N	South Dakota	3 2
												143	A	IPFW	0 3
												143	H	IPFW	3 0
												153	A	Appalachian St.	2 3
												161	N	Texas-Arlington	2 3
												219	A	North Dakota St.	3 0
												219	H	North Dakota St.	0 3
												224	H	Air Force	3 1
												233	N	East Carolina	3 2
												242	A	Western Ill.	3 0
												242	H	Western Ill.	3 0
												264	A	Ill.-Chicago	3 0
												275	A	South Dakota St.	3 0
												275	H	South Dakota St.	3 0
												293	A	Neb. Omaha	3 0
												293	H	Neb. Omaha	3 0
												316	A	Chicago St.	3 0

				LAST 10 GAMES											
				109	A	IUPUI	0 3	275	H	South Dakota St.	3 0	293	H	Neb. Omaha	3 0
				131	N	South Dakota	3 2	219	H	North Dakota St.	0 3	316	A	Chicago St.	3 0
				293	A	Neb. Omaha	3 0	109	A	IUPUI	1 3				
				242	A	Western Ill.	3 0	143	A	IPFW	0 3				
				131	H	South Dakota	3 0	242	H	Western Ill.	3 0				

D
e
n
v
e
r

Non-Div. I Games:

Denver

Average RPI Win:		215	WON-LOST RECORD		WINNING PCT. RANK		LAST 10 GAMES		STRENGTH OF SCHEDULE		OPP. STRENGTH OF SCHEDULE		TEAM RPI		ADJ RPI		CONF. RPI		ADJ CONF. RPI	
Average RPI Loss:		98																		
DIV. I ONLY			14- 14		.5 171		6- 4		122		138		144		.50419 141		17		17	
DIV. I NON-CONF.			5- 8		.38462 231		0- 0		90		64		152		.50352 147		17		17	
TOTALS		RPI 1-25		RPI 26-50		W-L RECORDS		RPI 51-100		RPI 101-150		RPI 150+								
14- 14		0- 1		0- 2		OVERALL		1- 5		1- 2		12- 4								
5- 3		0- 1		0- 0		HOME		0- 1		1- 0		4- 1								
5- 8		0- 0		0- 1		AWAY		1- 4		0- 1		4- 2								
4- 3		0- 0		0- 1		NEUTRAL		0- 0		0- 1		4- 1								
5- 8		0- 1		0- 2		NON-CONFERENCE		1- 3		0- 1		4- 1								
0- 1		0- 1		0- 0		HOME		0- 0		0- 0		0- 0								
1- 5		0- 0		0- 1		AWAY		1- 3		0- 0		0- 1								
4- 2		0- 0		0- 1		NEUTRAL		0- 0		0- 1		4- 0								
9- 6		0- 0		0- 0		CONFERENCE		0- 2		1- 1		8- 3								
5- 2		0- 0		0- 0		HOME		0- 1		1- 0		4- 1								
4- 3		0- 0		0- 0		AWAY		0- 1		0- 1		4- 1								
0- 1		0- 0		0- 0		NEUTRAL		0- 0		0- 0		0- 1								
RPI	S	Opponent		Score		RPI	S	Opponent		Score		RPI	S	Opponent		Score				
10	H	Marquette		0 3		41	A	Butler		0 3		55	A	UNI		2 3				
						49	N	Ohio St.		2 3		55	A	UNI		3 2				
												63	A	Auburn		0 3				
												75	A	Northern Ill.		2 3				
												79	A	Milwaukee		1 3				
												79	H	Milwaukee		1 3				

Non-Div. I Games:

Green Bay

Average RPI Win: 229		WON-LOST RECORD		WINNING PCT. RANK		LAST 10 GAMES		STRENGTH OF SCHEDULE		OPP. STRENGTH OF SCHEDULE		TEAM RPI		ADJ RPI		CONF. RPI		ADJ CONF. RPI	
DIV. I ONLY		18- 10		.64286 78		8- 2		253		231		153		.50401 142		26		23	
DIV. I NON-CONF.		7- 5		.58333 135		0- 0		215		178		159		.49994 153		23		23	
TOTALS		RPI 1-25		RPI 26-50		W-L RECORDS		RPI 51-100		RPI 101-150		RPI 150+							
18- 10		0- 0		0- 1		OVERALL		0- 3		5- 3		13- 3							
6- 2		0- 0		0- 0		HOME		0- 1		2- 0		4- 1							
6- 6		0- 0		0- 0		AWAY		0- 2		2- 2		4- 2							
6- 2		0- 0		0- 1		NEUTRAL		0- 0		1- 1		5- 0							
7- 5		0- 0		0- 1		NON-CONFERENCE		0- 1		2- 2		5- 1							
0- 0		0- 0		0- 0		HOME		0- 0		0- 0		0- 0							
1- 3		0- 0		0- 0		AWAY		0- 1		1- 1		0- 1							
6- 2		0- 0		0- 1		NEUTRAL		0- 0		1- 1		5- 0							
11- 5		0- 0		0- 0		CONFERENCE		0- 2		3- 1		8- 2							
6- 2		0- 0		0- 0		HOME		0- 1		2- 0		4- 1							
5- 3		0- 0		0- 0		AWAY		0- 1		1- 1		4- 1							
0- 0		0- 0		0- 0		NEUTRAL		0- 0		0- 0		0- 0							
RPI S	Opponent	Score		RPI S	Opponent	Score		RPI S	Opponent	Score		RPI S	Opponent	Score					
				38 N	Cal St. Northridge	2	3	65 A	Washington St.	0	3	105 N	San Diego St.	0	3				
								94 A	New Mexico St.	0	3	124 N	North Texas	3	2				
								94 H	New Mexico St.	1	3	139 A	Bakersfield	1	3				
												139 H	Bakersfield	3	1				
												144 A	UMKC	3	1				
												144 H	UMKC	3	0				
												146 A	Boise St.	3	2				
												147 A	Wyoming	2	3				
												152 A	Utah Valley	3	2				
												152 H	Utah Valley	2	3				
												171 A	Northern Ariz.	0	3				
												215 A	Seattle	1	3				
												215 H	Seattle	3	1				
												231 N	Sacramento St.	3	1				
												258 N	Stetson	3	1				
												269 A	Grand Canyon	3	1				
												269 H	Grand Canyon	3	0				
												271 N	Nevada	3	0				
												274 A	Tex.-Pan American	3	0				
												274 H	Tex.-Pan American	3	1				
												286 N	Montana St.	3	0				
												301 N	Drake	3	1				
												316 A	Chicago St.	3	1				
												316 H	Chicago St.	3	0				
LAST 10 GAMES																			
				269 A	Grand Canyon	3	1	94 H	New Mexico St.	1	3	316 A	Chicago St.	3	1				
				144 A	UMKC	3	1	139 A	Bakersfield	1	3	316 H	Chicago St.	3	0				
				316 A	Chicago St.	3	1	152 A	Utah Valley	3	2								
				215 H	Seattle	3	1	316 H	Chicago St.	3	0								
				274 H	Tex.-Pan American	3	1	144 H	UMKC	3	0								

Non-Div. I Games:

Idaho

Average RPI Win:	185	WON-LOST	WINNING	LAST 10	STRENGTH OF	OPP. STRENGTH	TEAM	ADJ	CONF.	ADJ CONF.	
Average RPI Loss:	119	RECORD	PCT. RANK	GAMES	SCHEDULE	OF SCHEDULE	RPI	RPI	RPI	RPI	
DIV. I ONLY	18- 14	.5625	135	8- 2	169	136	139	.50397	143	23	21
DIV. I NON-CONF.	8- 8	.5	165	0- 0	50	96	95	.54792	97	15	15
<hr/>											
TOTALS	RPI 1-25	RPI 26-50		W-L RECORDS	RPI 51-100		RPI 101-150		RPI 150+		
18- 14	0- 0	0- 2		OVERALL	2- 4		5- 5		11- 3		
11- 2	0- 0	0- 1		HOME	1- 1		5- 0		5- 0		
4- 10	0- 0	0- 1		AWAY	1- 2		0- 5		3- 2		
3- 2	0- 0	0- 0		NEUTRAL	0- 1		0- 0		3- 1		
<hr/>											
8- 8	0- 0	0- 2		NON-CONFERENCE	2- 4		2- 1		4- 1		
4- 2	0- 0	0- 1		HOME	1- 1		2- 0		1- 0		
2- 4	0- 0	0- 1		AWAY	1- 2		0- 1		1- 0		
2- 2	0- 0	0- 0		NEUTRAL	0- 1		0- 0		2- 1		
<hr/>											
10- 6	0- 0	0- 0		CONFERENCE	0- 0		3- 4		7- 2		
7- 0	0- 0	0- 0		HOME	0- 0		3- 0		4- 0		
2- 6	0- 0	0- 0		AWAY	0- 0		0- 4		2- 2		
1- 0	0- 0	0- 0		NEUTRAL	0- 0		0- 0		1- 0		
<hr/>											
RPI S	Opponent	Score	RPI S	Opponent	Score	RPI S	Opponent	Score	RPI S	Opponent	Score
			27 H	Michigan St.	0 3	66 A	Ball St.	2 3	103 H	Toledo	3 0
			41 A	Butler	0 3	75 A	Northern Ill.	1 3	109 A	IUPUI	0 3
						89 N	UC Irvine	0 3	109 A	IUPUI	2 3
						93 A	Western Mich.	3 0	109 H	IUPUI	3 0
						98 H	Duquesne	3 0	110 H	Southern Ill.	3 0
						100 H	Illinois St.	0 3	131 A	South Dakota	0 3
									131 H	South Dakota	3 2
									132 A	Eastern Mich.	0 3
									140 A	Denver	0 3
									140 H	Denver	3 0
									157 N	George Washington	3 0
									174 A	Cleveland St.	3 1
									179 N	Oakland	1 3
									198 N	High Point	3 0
									203 H	UConn	3 1
									219 A	North Dakota St.	1 3
									219 H	North Dakota St.	3 0
									219 N	North Dakota St.	3 0
									242 A	Western Ill.	2 3
									242 H	Western Ill.	3 2
									275 A	South Dakota St.	3 0
									275 H	South Dakota St.	3 0
									293 A	Neb. Omaha	3 1
									293 H	Neb. Omaha	3 1
LAST 10 GAMES											
			109 A	IUPUI	2 3	293 A	Neb. Omaha	3 1	293 A	Neb. Omaha	3 1
			219 N	North Dakota St.	3 0	242 A	Western Ill.	2 3	293 H	Neb. Omaha	3 1
			219 H	North Dakota St.	3 0	131 H	South Dakota	3 2			
			275 H	South Dakota St.	3 0	140 H	Denver	3 0			
			109 H	IUPUI	3 0	275 A	South Dakota St.	3 0			

Non-Div. I Games:

IPFW

UMKC				Through Games Of Through Matches of Nov. 24, 2013															
Average RPI Win: 218		WON-LOST RECORD		WINNING PCT. RANK		LAST 10 GAMES		STRENGTH OF SCHEDULE		OPP. STRENGTH OF SCHEDULE		TEAM RPI		ADJ RPI		CONF. RPI		ADJ CONF. RPI	
DIV. I ONLY		15- 13		.53571 146		5- 5		148		209		154		.50389 144		26		23	
DIV. I NON-CONF.		6- 6		.5 165		0- 0		65		121		111		.54013 109		23		23	
TOTALS		RPI 1-25		RPI 26-50		W-L RECORDS		RPI 51-100		RPI 101-150		RPI 150+							
15- 13		0- 1		0- 1		OVERALL		2- 3		2- 4		11- 4							
7- 5		0- 1		0- 0		HOME		0- 1		1- 2		6- 1							
5- 7		0- 0		0- 1		AWAY		0- 1		1- 2		4- 3							
3- 1		0- 0		0- 0		NEUTRAL		2- 1		0- 0		1- 0							
6- 6		0- 1		0- 1		NON-CONFERENCE		2- 1		0- 2		4- 1							
2- 2		0- 1		0- 0		HOME		0- 0		0- 1		2- 0							
1- 3		0- 0		0- 1		AWAY		0- 0		0- 1		1- 1							
3- 1		0- 0		0- 0		NEUTRAL		2- 1		0- 0		1- 0							
9- 7		0- 0		0- 0		CONFERENCE		0- 2		2- 2		7- 3							
5- 3		0- 0		0- 0		HOME		0- 1		1- 1		4- 1							
4- 4		0- 0		0- 0		AWAY		0- 1		1- 1		3- 2							
0- 0		0- 0		0- 0		NEUTRAL		0- 0		0- 0		0- 0							
RPI S	Opponent	Score		RPI S	Opponent	Score		RPI S	Opponent	Score		RPI S	Opponent	Score					
12 H	Kansas	1	3	37 A	Arkansas	0	3	72 N	New Mexico	0	3	108 H	Wake Forest	1	3				
								87 N	LIU Brooklyn	3	1	121 A	Maryland	2	3				
								94 A	New Mexico St.	1	3	139 A	Bakersfield	3	2				
								94 H	New Mexico St.	0	3	139 H	Bakersfield	3	2				
								97 N	Northwestern St.	3	0	142 A	Idaho	0	3				
												142 H	Idaho	1	3				
												152 A	Utah Valley	2	3				
												152 H	Utah Valley	1	3				
												168 N	Penn	3	1				
												173 A	Southeast Mo. St.	2	3				
												188 H	Eastern Ill.	3	0				
												215 A	Seattle	0	3				
												215 H	Seattle	3	1				
												253 A	SIU Edwardsville	3	1				
												269 A	Grand Canyon	3	2				
												269 H	Grand Canyon	3	0				
												272 H	Presbyterian	3	1				
												274 A	Tex.-Pan American	3	1				
												274 H	Tex.-Pan American	3	0				
												316 A	Chicago St.	3	0				
												316 H	Chicago St.	3	0				
LAST 10 GAMES																			
				142 H	Idaho	1	3	139 H	Bakersfield	3	2								
				215 H	Seattle	3	1	269 H	Grand Canyon	3	0								
				274 A	Tex.-Pan American	3	1	316 H	Chicago St.	3	0								
				94 A	New Mexico St.	1	3	215 A	Seattle	0	3								
				152 H	Utah Valley	1	3	142 A	Idaho	0	3								

Non-Div. I Games:

UMKC

Average RPI Win:	254	WON-LOST	WINNING	LAST 10	STRENGTH OF	OPP. STRENGTH	TEAM	ADJ	CONF.	ADJ CONF.		
Average RPI Loss:	124	RECORD	PCT. RANK	GAMES	SCHEDULE	OF SCHEDULE	RPI	RPI	RPI	RPI		
DIV. I ONLY		20- 9	.68966	55	7- 3	260	257	138	.50291	145	16	16
DIV. I NON-CONF.		9- 3	.75	57	1- 0	322	318	212	.45417	212	21	21
<hr/>												
TOTALS	RPI 1-25	RPI 26-50		W-L RECORDS		RPI 51-100		RPI 101-150		RPI 150+		
20- 9	0- 0	1- 4		OVERALL		0- 0		1- 2		18- 3		
15- 5	0- 0	0- 2		HOME		0- 0		1- 1		14- 2		
5- 4	0- 0	1- 2		AWAY		0- 0		0- 1		4- 1		
0- 0	0- 0	0- 0		NEUTRAL		0- 0		0- 0		0- 0		
9- 3	0- 0	0- 0		NON-CONFERENCE		0- 0		0- 1		9- 2		
9- 3	0- 0	0- 0		HOME		0- 0		0- 1		9- 2		
0- 0	0- 0	0- 0		AWAY		0- 0		0- 0		0- 0		
0- 0	0- 0	0- 0		NEUTRAL		0- 0		0- 0		0- 0		
11- 6	0- 0	1- 4		CONFERENCE		0- 0		1- 1		9- 1		
6- 2	0- 0	0- 2		HOME		0- 0		1- 0		5- 0		
5- 4	0- 0	1- 2		AWAY		0- 0		0- 1		4- 1		
0- 0	0- 0	0- 0		NEUTRAL		0- 0		0- 0		0- 0		
RPI	S	Opponent	Score	RPI	S	Opponent	Score	RPI	S	Opponent	Score	
				44	A	American	0 3	101	A	Army	2 3	
				44	A	American	1 3	101	H	Army	3 2	
				44	H	American	1 3	137	H	Villanova	1 3	
				50	A	Colgate	3 0	175	H	Marist	3 2	
				50	H	Colgate	1 3	186	H	Rhode Island	3 0	
								205	H	New Hampshire	2 3	
								227	A	Navy	1 3	
								227	H	Navy	3 1	
								248	A	Bucknell	3 0	
								248	H	Bucknell	3 0	
								257	A	Loyola Maryland	3 1	
								257	H	Loyola Maryland	3 0	
								262	H	Morgan St.	2 3	
								273	A	Lafayette	3 2	
								273	H	Lafayette	3 1	
								282	A	Holy Cross	3 0	
								282	H	Holy Cross	3 0	
								296	H	Wright St.	3 1	
								303	H	NJIT	3 0	
								318	H	Quinnipiac	3 0	
								320	H	St. Francis Brooklyn	3 0	
								324	H	Fairleigh Dickinson	3 0	
								325	H	Saint Peter's	3 0	
								325	H	Saint Peter's	3 0	
LAST 10 GAMES												
				44	A	American	0 3	227	A	Navy	1 3	
				44	A	American	1 3	101	H	Army	3 2	
				50	A	Colgate	3 0	282	H	Holy Cross	3 0	
				248	H	Bucknell	3 0	303	H	NJIT	3 0	
				257	A	Loyola Maryland	3 1	273	A	Lafayette	3 2	

Non-Div. I Games:

Lehigh

Average RPI Win:	196	WON-LOST	WINNING	LAST 10	STRENGTH OF	OPP. STRENGTH	TEAM	ADJ	CONF.	ADJ CONF.	
Average RPI Loss:	89	RECORD	PCT. RANK	GAMES	SCHEDULE	OF SCHEDULE	RPI	RPI	RPI	RPI	
DIV. I ONLY	13- 16	.44828	203	3- 7	99	113	148	.5028	146	10	10
DIV. I NON-CONF.	6- 4	.6	118	0- 0	101	144	101	.54343	105	9	9
<hr/>											
TOTALS	RPI 1-25	RPI 26-50		W-L RECORDS	RPI 51-100		RPI 101-150		RPI 150+		
13- 16	0- 3	0- 0		OVERALL	1- 7		3- 5		9- 1		
6- 7	0- 1	0- 0		HOME	0- 3		2- 3		4- 0		
4- 8	0- 1	0- 0		AWAY	1- 4		1- 2		2- 1		
3- 1	0- 1	0- 0		NEUTRAL	0- 0		0- 0		3- 0		
6- 4	0- 1	0- 0		NON-CONFERENCE	0- 2		1- 1		5- 0		
3- 1	0- 0	0- 0		HOME	0- 0		1- 1		2- 0		
0- 2	0- 0	0- 0		AWAY	0- 2		0- 0		0- 0		
3- 1	0- 1	0- 0		NEUTRAL	0- 0		0- 0		3- 0		
7- 12	0- 2	0- 0		CONFERENCE	1- 5		2- 4		4- 1		
3- 6	0- 1	0- 0		HOME	0- 3		1- 2		2- 0		
4- 6	0- 1	0- 0		AWAY	1- 2		1- 2		2- 1		
0- 0	0- 0	0- 0		NEUTRAL	0- 0		0- 0		0- 0		
RPI S	Opponent	Score	RPI S	Opponent	Score	RPI S	Opponent	Score	RPI S	Opponent	Score
3 N	Washington	0 3				57 A	Northwestern	0 3	105 A	San Diego St.	1 3
20 A	Colorado St.	0 3				72 A	New Mexico	1 3	105 H	San Diego St.	0 3
20 H	Colorado St.	0 3				72 H	New Mexico	1 3	124 H	North Texas	3 1
						76 A	Utah St.	0 3	133 A	UNLV	3 2
						76 H	Utah St.	1 3	133 H	UNLV	2 3
						82 A	Fresno St.	3 2	142 H	Idaho	2 3
						82 H	Fresno St.	1 3	147 A	Wyoming	0 3
						84 A	Portland St.	0 3	147 H	Wyoming	3 0
									154 N	Gonzaga	3 2
									177 N	Belmont	3 0
									224 A	Air Force	1 3
									224 H	Air Force	3 0
									230 A	San Jose St.	3 2
									230 H	San Jose St.	3 0
									231 H	Sacramento St.	3 0
									269 H	Grand Canyon	3 0
									271 A	Nevada	3 2
									276 N	Columbia	3 1
			LAST 10 GAMES								
			133 A	UNLV	3 2	72 A	New Mexico	1 3			
			105 A	San Diego St.	1 3	147 H	Wyoming	3 0			
			230 H	San Jose St.	3 0	20 H	Colorado St.	0 3			
			82 H	Fresno St.	1 3	105 H	San Diego St.	0 3			
			224 A	Air Force	1 3	133 H	UNLV	2 3			

Non-Div. I Games:

Boise St.

Average RPI Win:	202	WON-LOST	WINNING	LAST 10	STRENGTH OF	OPP. STRENGTH	TEAM	ADJ	CONF.	ADJ CONF.	
Average RPI Loss:	106	RECORD	PCT. RANK	GAMES	SCHEDULE	OF SCHEDULE	RPI	RPI	RPI	RPI	
DIV. I ONLY	18- 13	.58065	120	6- 4	233	118	155	.50269	147	10	10
DIV. I NON-CONF.	9- 4	.69231	79	0- 0	279	186	154	.50274	148	9	9
<hr/>											
TOTALS	RPI 1-25	RPI 26-50		W-L RECORDS		RPI 51-100		RPI 101-150		RPI 150+	
18- 13	0- 2	0- 0		OVERALL		3- 4		3- 5		12- 2	
10- 3	0- 1	0- 0		HOME		2- 2		2- 0		6- 0	
5- 7	0- 1	0- 0		AWAY		1- 2		1- 3		3- 1	
3- 3	0- 0	0- 0		NEUTRAL		0- 0		0- 2		3- 1	
<hr/>											
9- 4	0- 0	0- 0		NON-CONFERENCE		1- 0		1- 3		7- 1	
5- 0	0- 0	0- 0		HOME		1- 0		1- 0		3- 0	
1- 1	0- 0	0- 0		AWAY		0- 0		0- 1		1- 0	
3- 3	0- 0	0- 0		NEUTRAL		0- 0		0- 2		3- 1	
<hr/>											
9- 9	0- 2	0- 0		CONFERENCE		2- 4		2- 2		5- 1	
5- 3	0- 1	0- 0		HOME		1- 2		1- 0		3- 0	
4- 6	0- 1	0- 0		AWAY		1- 2		1- 2		2- 1	
0- 0	0- 0	0- 0		NEUTRAL		0- 0		0- 0		0- 0	
<hr/>											
RPI S	Opponent	Score	RPI S	Opponent	Score	RPI S	Opponent	Score	RPI S	Opponent	Score
20 A	Colorado St.	0 <div>3</div>				54 H	Colorado	3 2	105 A	San Diego St.	3 1
20 H	Colorado St.	1 <div>3</div>				72 A	New Mexico	0 <div>3</div>	119 A	Indiana	1 <div>3</div>
						72 H	New Mexico	3 0	120 N	UAB	2 <div>3</div>
						76 A	Utah St.	1 <div>3</div>	133 A	UNLV	1 <div>3</div>
						76 H	Utah St.	1 <div>3</div>	139 N	Bakersfield	1 <div>3</div>
						82 A	Fresno St.	3 1	142 H	Idaho	3 2
						82 H	Fresno St.	0 <div>3</div>	146 A	Boise St.	0 <div>3</div>
									146 H	Boise St.	3 0
									152 N	Utah Valley	1 <div>3</div>
									155 A	James Madison	3 1
									224 A	Air Force	1 <div>3</div>
									224 H	Air Force	3 1
									230 A	San Jose St.	3 2
									230 H	San Jose St.	3 1
									254 N	Tennessee St.	3 1
									258 H	Stetson	3 0
									271 A	Nevada	3 0
									271 H	Nevada	3 0
									272 N	Presbyterian	3 0
									286 H	Montana St.	3 1
									288 N	UC Riverside	3 1
									301 H	Drake	3 0
<hr/>											
			LAST 10 GAMES								
	230 A	San Jose St.	3	2		20 H	Colorado St.	1 <div>3</div>			
	82 A	Fresno St.	3	1		146 A	Boise St.	0 <div>3</div>			
	72 H	New Mexico	3	0		76 A	Utah St.	1 <div>3</div>			
	224 H	Air Force	3	1		82 H	Fresno St.	0 <div>3</div>			
	271 H	Nevada	3	0		230 H	San Jose St.	3 1			

Non-Div. I Games: Black Hills St. 3 0

Wyoming

Average RPI Win:		233	WON-LOST RECORD		WINNING PCT. RANK		LAST 10 GAMES		STRENGTH OF SCHEDULE		OPP. STRENGTH OF SCHEDULE		TEAM RPI		ADJ RPI		CONF. RPI		ADJ CONF. RPI					
DIV. I ONLY			20- 10		.66667		63		7- 3		251		190		132		.50225		148		13		12	
DIV. I NON-CONF.			11- 3		.78571		46		0- 0		285		279		138		.50434		146		13		13	
TOTALS		RPI 1-25		RPI 26-50				W-L RECORDS				RPI 51-100				RPI 101-150				RPI 150+				
20- 10		0- 0		0- 1				OVERALL				0- 5				0- 0				20- 4				
9- 2		0- 0		0- 0				HOME				0- 2				0- 0				9- 0				
5- 6		0- 0		0- 0				AWAY				0- 2				0- 0				5- 4				
6- 2		0- 0		0- 1				NEUTRAL				0- 1				0- 0				6- 0				
11- 3		0- 0		0- 1				NON-CONFERENCE				0- 0				0- 0				11- 2				
4- 0		0- 0		0- 0				HOME				0- 0				0- 0				4- 0				
2- 2		0- 0		0- 0				AWAY				0- 0				0- 0				2- 2				
5- 1		0- 0		0- 1				NEUTRAL				0- 0				0- 0				5- 0				
9- 7		0- 0		0- 0				CONFERENCE				0- 5				0- 0				9- 2				
5- 2		0- 0		0- 0				HOME				0- 2				0- 0				5- 0				
3- 4		0- 0		0- 0				AWAY				0- 2				0- 0				3- 2				
1- 1		0- 0		0- 0				NEUTRAL				0- 1				0- 0				1- 0				
RPI	S	Opponent		Score		RPI	S	Opponent		Score		RPI	S	Opponent		Score		RPI	S	Opponent		Score		
				33	N	Alabama	2	3	68	A	Col. of Charleston	0	3	155	A	James Madison	3	2						
									68	H	Col. of Charleston	1	3	155	H	James Madison	3	0						
									80	A	Northeastern	0	3	178	A	FIU	1	3						
									80	H	Northeastern	2	3	200	A	Hofstra	1	3						
									80	N	Northeastern	0	3	200	H	Hofstra	3	0						
														202	N	Houston Baptist	3	1						
														207	H	Western Caro.	3	1						
														209	A	Delaware	3	2						
														209	H	Delaware	3	0						
														214	N	Elon	3	0						
														218	A	William & Mary	2	3						
														218	H	William & Mary	3	0						
														218	N	William & Mary	3	1						
														222	A	Towson	3	1						
														222	H	Towson	3	0						
														227	A	Navy	3	1						
														234	A	Campbell	2	3						
														241	H	UNC Asheville	3	1						
														246	A	Winthrop	3	1						
														264	N	Ill.-Chicago	3	1						
														305	N	Citadel	3	0						
														307	H	Mercer	3	0						
														314	H	N.C. A&T	3	0						
														328	N	Bethune-Cookman	3	0						
				LAST 10 GAMES																				
				80	N	Northeastern	0	3	80	H	Northeastern	2	3	314	H	N.C. A&T	3	0						
				218	N	William & Mary	3	1	209	H	Delaware	3	0	328	N	Bethune-Cookman	3	0						
				222	A	Towson	3	1	222	H	Towson	3	0											
				209	A	Delaware	3	2	68	A	Col. of Charleston	0	3											
				200	H	Hofstra	3	0	218	H	William & Mary	3	0											

Non-Div. I Games:

UNC Wilmington

Average RPI Win:		196	WON-LOST RECORD		WINNING PCT. RANK		LAST 10 GAMES		STRENGTH OF SCHEDULE		OPP. STRENGTH OF SCHEDULE		TEAM RPI		ADJ RPI		CONF. RPI		ADJ CONF. RPI				
Average RPI Loss:		81																					
DIV. I ONLY			11- 19		.36667 249		5- 5		65		86		159		.50211 149		11		11				
DIV. I NON-CONF.			4- 11		.26667 275		1- 0		60		36		171		.49263 162		12		11				
TOTALS		RPI 1-25		RPI 26-50		W-L RECORDS		RPI 51-100		RPI 101-150		RPI 150+											
11- 19		0- 1		0- 5		OVERALL		0- 7		3- 4		8- 2											
6- 8		0- 1		0- 1		HOME		0- 4		2- 2		4- 0											
5- 6		0- 0		0- 3		AWAY		0- 1		1- 0		4- 2											
0- 5		0- 0		0- 1		NEUTRAL		0- 2		0- 2		0- 0											
4- 11		0- 1		0- 3		NON-CONFERENCE		0- 5		1- 2		3- 0											
2- 5		0- 1		0- 1		HOME		0- 2		1- 1		1- 0											
2- 2		0- 0		0- 1		AWAY		0- 1		0- 0		2- 0											
0- 4		0- 0		0- 1		NEUTRAL		0- 2		0- 1		0- 0											
7- 8		0- 0		0- 2		CONFERENCE		0- 2		2- 2		5- 2											
4- 3		0- 0		0- 0		HOME		0- 2		1- 1		3- 0											
3- 4		0- 0		0- 2		AWAY		0- 0		1- 0		2- 2											
0- 1		0- 0		0- 0		NEUTRAL		0- 0		0- 1		0- 0											
RPI	S	Opponent		Score		RPI	S	Opponent		Score		RPI	S	Opponent		Score							
5	H	Missouri		0 3		34	H	LSU		1 3		52	H	North Carolina St.		1 3		120	A UAB	3 0			
						36	A	Louisville		0 3		56	H	Tulane		1 3		120	N UAB	0 3			
						38	N	Cal St. Northridge		2 3		62	N	Virginia Tech		0 3		124	H North Texas	1 3			
						39	A	Tulsa		0 3		81	N	Bowling Green		1 3		125	H Marshall	3 1			
						47	A	UTSA		2 3		82	A	Fresno St.		2 3		127	H A&M-Corpus Christi	3 0			
												86	H	Middle Tenn.		0 3		129	H UALR	2 3			
												90	H	Baylor		1 3		130	N Santa Clara	1 3			
																		151	A UTEP	0 3			
																		178	A FIU	3 1			
																		180	A Southern Miss.	2 3			
																		193	A Fla. Atlantic	3 1			
																		202	A Houston Baptist	3 0			
																		202	H Houston Baptist	3 1			
																		233	H East Carolina	3 0			
																		249	A Lamar	3 0			
																		251	H Charlotte	3 0			
																		279	H Louisiana Tech	3 0			
LAST 10 GAMES																							
120 N UAB						0 3						178 A FIU						3 1					
279 H Louisiana Tech						3 0						193 A Fla. Atlantic						3 1					
120 A UAB						3 0						124 H North Texas						1 3					
56 H Tulane						1 3						151 A UTEP						0 3					
202 A Houston Baptist						3 0						47 A UTSA						2 3					

Non-Div. I Games:

Rice

Average RPI Win:	189	WON-LOST RECORD	WINNING PCT. RANK	LAST 10 GAMES	STRENGTH OF SCHEDULE	OPP. STRENGTH OF SCHEDULE	TEAM RPI	ADJ RPI	CONF. RPI	ADJ CONF. RPI	
DIV. I ONLY		14- 14	.5 171	4- 6	200	80	169	.50143 150	8	8	
DIV. I NON-CONF.		8- 5	.61538 112	0- 0	230	114	140	.51183 136	8	8	
<hr/>											
TOTALS	RPI 1-25	RPI 26-50		W-L RECORDS	RPI 51-100		RPI 101-150		RPI 150+		
14- 14	1- 1	1- 3		OVERALL	1- 6		2- 2		9- 2		
7- 3	1- 0	1- 0		HOME	1- 2		1- 0		3- 1		
4- 7	0- 1	0- 2		AWAY	0- 3		0- 0		4- 1		
3- 4	0- 0	0- 1		NEUTRAL	0- 1		1- 2		2- 0		
8- 5	0- 0	1- 2		NON-CONFERENCE	0- 1		2- 2		5- 0		
3- 0	0- 0	1- 0		HOME	0- 0		1- 0		1- 0		
2- 1	0- 0	0- 1		AWAY	0- 0		0- 0		2- 0		
3- 4	0- 0	0- 1		NEUTRAL	0- 1		1- 2		2- 0		
6- 9	1- 1	0- 1		CONFERENCE	1- 5		0- 0		4- 2		
4- 3	1- 0	0- 0		HOME	1- 2		0- 0		2- 1		
2- 6	0- 1	0- 1		AWAY	0- 3		0- 0		2- 1		
0- 0	0- 0	0- 0		NEUTRAL	0- 0		0- 0		0- 0		
RPI S	Opponent	Score	RPI S	Opponent	Score	RPI S	Opponent	Score	RPI S	Opponent	Score
11 A	Hawaii	0 3	30 H	California	3 1	59 A	UC Santa Barbara	2 3	103 N	Toledo	3 0
11 H	Hawaii	3 2	34 A	LSU	1 3	59 H	UC Santa Barbara	0 3	105 N	San Diego St.	2 3
			38 A	Cal St. Northridge	2 3	85 A	Long Beach St.	1 3	136 N	Oregon St.	2 3
			47 N	UTSA	1 3	85 H	Long Beach St.	1 3	139 H	Bakersfield	3 1
						89 A	UC Irvine	2 3	162 A	Cal Poly	3 1
						89 H	UC Irvine	3 2	162 H	Cal Poly	0 3
						100 N	Illinois St.	2 3	195 A	Cal St. Fullerton	2 3
									195 H	Cal St. Fullerton	3 2
									231 H	Sacramento St.	3 0
									269 N	Grand Canyon	3 1
									270 A	Portland	3 0
									271 A	Nevada	3 0
									288 A	UC Riverside	3 1
									288 H	UC Riverside	3 0
									304 N	Weber St.	3 0
			LAST 10 GAMES								
			11 A	Hawaii	0 3	195 H	Cal St. Fullerton	3 2			
			162 H	Cal Poly	0 3	288 H	UC Riverside	3 0			
			59 H	UC Santa Barbara	0 3	11 H	Hawaii	3 2			
			89 A	UC Irvine	2 3	59 A	UC Santa Barbara	2 3			
			85 A	Long Beach St.	1 3	162 A	Cal Poly	3 1			

Non-Div. I Games:

UC Davis

U
T
E
P

UTEP				Through Games Of Through Matches of Nov. 24, 2013													
Average RPI Win:		226	WON-LOST RECORD		WINNING PCT. RANK	LAST 10 GAMES		STRENGTH OF SCHEDULE		OPP. STRENGTH OF SCHEDULE		TEAM RPI	ADJ RPI	CONF. RPI	ADJ CONF. RPI		
Average RPI Loss:		100															
DIV. I ONLY			14- 14	.5	171	3- 7		102	177	137	.50023	151	11	11			
DIV. I NON-CONF.			7- 6	.53846	156	1- 1		107	222	128	.51692	129	12	11			

TOTALS		RPI 1-25		RPI 26-50		W-L RECORDS		RPI 51-100		RPI 101-150		RPI 150+					
14- 14		0- 3		0- 2		OVERALL		1- 3		2- 2		11- 4					
9- 4		0- 0		0- 2		HOME		0- 1		1- 1		8- 0					
3- 7		0- 1		0- 0		AWAY		1- 2		1- 1		1- 3					
2- 3		0- 2		0- 0		NEUTRAL		0- 0		0- 0		2- 1					
7- 6		0- 3		0- 0		NON-CONFERENCE		0- 2		0- 0		7- 1					
5- 1		0- 0		0- 0		HOME		0- 1		0- 0		5- 0					
0- 3		0- 1		0- 0		AWAY		0- 1		0- 0		0- 1					
2- 2		0- 2		0- 0		NEUTRAL		0- 0		0- 0		2- 0					
7- 8		0- 0		0- 2		CONFERENCE		1- 1		2- 2		4- 3					
4- 3		0- 0		0- 2		HOME		0- 0		1- 1		3- 0					
3- 4		0- 0		0- 0		AWAY		1- 1		1- 1		1- 2					
0- 1		0- 0		0- 0		NEUTRAL		0- 0		0- 0		0- 1					

RPI	S	Opponent		Score		RPI	S	Opponent		Score		RPI	S	Opponent		Score	
1	N	Texas		0	3	39	H	Tulsa		2	3	56	A	Tulane		1	3
11	A	Hawaii		0	3	47	H	UTSA		0	3	86	A	Middle Tenn.		3	1
15	N	San Diego		1	3							94	A	New Mexico St.		1	3
												95	H	Oral Roberts		1	3

Non-Div. I Games:

UTEP

U
T
E
P

Average RPI Win: 230		WON-LOST	WINNING	LAST 10	STRENGTH OF		OPP. STRENGTH	TEAM	ADJ	CONF.	ADJ CONF.
Average RPI Loss: 125		RECORD	PCT. RANK	GAMES	SCHEDULE		OF SCHEDULE	RPI	RPI	RPI	RPI
DIV. I ONLY		19- 13	.59375	112	7- 3		194	193	141	.49735	153
DIV. I NON-CONF.		9- 5	.64286	99	0- 0		239	157	145	.5019	149
TOTALS		RPI 1-25	RPI 26-50		W-L RECORDS		RPI 51-100		RPI 101-150		RPI 150+
19- 13	0- 0	0- 0		OVERALL		0- 7		2- 2		17- 4	
10- 5	0- 0	0- 0		HOME		0- 1		2- 1		8- 3	
6- 5	0- 0	0- 0		AWAY		0- 3		0- 1		6- 1	
3- 3	0- 0	0- 0		NEUTRAL		0- 3		0- 0		3- 0	
9- 5	0- 0	0- 0		NON-CONFERENCE		0- 4		1- 0		8- 1	
6- 1	0- 0	0- 0		HOME		0- 0		1- 0		5- 1	
1- 2	0- 0	0- 0		AWAY		0- 2		0- 0		1- 0	
2- 2	0- 0	0- 0		NEUTRAL		0- 2		0- 0		2- 0	
10- 8	0- 0	0- 0		CONFERENCE		0- 3		1- 2		9- 3	
4- 4	0- 0	0- 0		HOME		0- 1		1- 1		3- 2	
5- 3	0- 0	0- 0		AWAY		0- 1		0- 1		5- 1	
1- 1	0- 0	0- 0		NEUTRAL		0- 1		0- 0		1- 0	
RPI S	Opponent	Score	RPI S	Opponent	Score	RPI S	Opponent	Score	RPI S	Opponent	Score
						52 A	North Carolina St.	0 3	107 A	Samford	2 3
						54 N	Colorado	2 3	107 H	Samford	1 3
						73 A	Ga. Southern	0 3	126 H	Furman	3 0
						73 H	Ga. Southern	2 3	140 H	Denver	3 2
						73 N	Ga. Southern	1 3	161 H	Texas-Arlington	3 1
						90 A	Baylor	0 3	163 H	Sam Houston St.	3 0
						97 N	Northwestern St.	0 3	166 A	UNC Greensboro	3 0
									166 N	UNC Greensboro	3 0
									196 A	Davidson	3 2
									196 H	Davidson	1 3
									207 A	Western Caro.	1 3
									207 H	Western Caro.	3 0
									214 A	Elon	3 0
									222 N	Towson	3 0
									233 H	East Carolina	2 3
									257 H	Loyola Maryland	3 0
									259 H	Wofford	0 3
									272 A	Presbyterian	3 2
									281 H	Norfolk St.	3 0
									291 A	Chattanooga	3 1
									291 H	Chattanooga	3 0
									294 N	Binghamton	3 0
									305 A	Citadel	3 0
									305 H	Citadel	3 0
									314 H	N.C. A&T	3 0
LAST 10 GAMES											
						73 N	Ga. Southern	1 3	107 H	Samford	1 3
						166 N	UNC Greensboro	3 0	166 A	UNC Greensboro	3 0
						73 A	Ga. Southern	0 3	214 A	Elon	3 0
						305 A	Citadel	3 0	207 H	Western Caro.	3 0
						291 H	Chattanooga	3 0	196 A	Davidson	3 2

Non-Div. I Games:

Appalachian St.

Average RPI Win:		185	WON-LOST RECORD		WINNING PCT. RANK		LAST 10 GAMES		STRENGTH OF SCHEDULE		OPP. STRENGTH OF SCHEDULE		TEAM RPI		ADJ RPI		CONF. RPI		ADJ CONF. RPI				
Average RPI Loss:		70																					
DIV. I ONLY			11- 16		.40741 225		3- 7		124		74		176		.49647 154		7		7				
DIV. I NON-CONF.			4- 5		.44444 201		0- 0		132		117		158		.50098 151		5		5				
TOTALS		RPI 1-25		RPI 26-50		W-L RECORDS		RPI 51-100		RPI 101-150		RPI 150+											
11- 16		0- 3		0- 3		OVERALL		0- 5		6- 5		5- 0											
6- 6		0- 1		0- 2		HOME		0- 2		4- 1		2- 0											
4- 7		0- 1		0- 1		AWAY		0- 3		2- 2		2- 0											
1- 3		0- 1		0- 0		NEUTRAL		0- 0		0- 2		1- 0											
4- 5		0- 1		0- 1		NON-CONFERENCE		0- 1		1- 2		3- 0											
2- 1		0- 0		0- 1		HOME		0- 0		1- 0		1- 0											
1- 1		0- 0		0- 0		AWAY		0- 1		0- 0		1- 0											
1- 3		0- 1		0- 0		NEUTRAL		0- 0		0- 2		1- 0											
7- 11		0- 2		0- 2		CONFERENCE		0- 4		5- 3		2- 0											
4- 5		0- 1		0- 1		HOME		0- 2		3- 1		1- 0											
3- 6		0- 1		0- 1		AWAY		0- 2		2- 2		1- 0											
0- 0		0- 0		0- 0		NEUTRAL		0- 0		0- 0		0- 0											
RPI	S	Opponent		Score		RPI	S	Opponent		Score		RPI	S	Opponent		Score							
3	N	Washington		2	3	31	A	BYU		0	3	61	A	St. Mary's (CA)		1	3	114	A	Loyola Marymount	0	3	
15	A	San Diego		0	3	31	H	BYU		0	3	61	H	St. Mary's (CA)		0	3	114	H	Loyola Marymount	3	2	
15	H	San Diego		0	3	48	H	Arizona St.		0	3	71	A	Pepperdine		2	3	118	A	San Francisco	3	2	
												71	H	Pepperdine		1	3	118	H	San Francisco	3	2	
												84	A	Portland St.		0	3	122	A	Pacific	1	3	
																		122	H	Pacific	1	3	
																		130	A	Santa Clara	3	1	
																		130	H	Santa Clara	3	0	
																		131	N	South Dakota	0	3	
																		133	H	UNLV	3	0	
																		146	N	Boise St.	2	3	
																		215	H	Seattle	3	0	
																		252	N	Akron	3	0	
																		270	A	Portland	3	2	
																		270	H	Portland	3	0	
																		286	A	Montana St.	3	2	
						LAST 10 GAMES																	
						122	H	Pacific		1	3	118	H	San Francisco		3	2						
						61	H	St. Mary's (CA)		0	3	130	H	Santa Clara		3	0						
						15	A	San Diego		0	3	114	A	Loyola Marymount		0	3						
						31	A	BYU		0	3	71	A	Pepperdine		2	3						
						270	H	Portland		3	0	31	H	BYU		0	3						

Non-Div. I Games:

Gonzaga

Average RPI Win:	199	WON-LOST	WINNING	LAST 10	STRENGTH OF	OPP. STRENGTH	TEAM	ADJ	CONF.	ADJ CONF.			
Average RPI Loss:	130	RECORD	PCT. RANK	GAMES	SCHEDULE	OF SCHEDULE	RPI	RPI	RPI	RPI			
DIV. I ONLY	13- 15	.46429	199	5- 5	100	155	147	.49611	155	13	12		
DIV. I NON-CONF.	5- 8	.38462	231	0- 0	97	173	172	.48423	176	13	13		
<hr/>													
TOTALS	RPI 1-25	RPI 26-50		W-L RECORDS		RPI 51-100		RPI 101-150		RPI 150+			
13- 15	0- 1	0- 0		OVERALL		1- 4		1- 5		11- 5			
6- 7	0- 0	0- 0		HOME		0- 2		0- 4		6- 1			
4- 6	0- 1	0- 0		AWAY		1- 2		0- 1		3- 2			
3- 2	0- 0	0- 0		NEUTRAL		0- 0		1- 0		2- 2			
<hr/>													
5- 8	0- 1	0- 0		NON-CONFERENCE		0- 1		1- 3		4- 3			
2- 4	0- 0	0- 0		HOME		0- 0		0- 3		2- 1			
0- 3	0- 1	0- 0		AWAY		0- 1		0- 0		0- 1			
3- 1	0- 0	0- 0		NEUTRAL		0- 0		1- 0		2- 1			
<hr/>													
8- 7	0- 0	0- 0		CONFERENCE		1- 3		0- 2		7- 2			
4- 3	0- 0	0- 0		HOME		0- 2		0- 1		4- 0			
4- 3	0- 0	0- 0		AWAY		1- 1		0- 1		3- 1			
0- 1	0- 0	0- 0		NEUTRAL		0- 0		0- 0		0- 1			
<hr/>													
RPI S	Opponent	Score		RPI S	Opponent	Score		RPI S	Opponent	Score			
21 A	North Carolina	0	3			67 A	Virginia	1	3	108 H	Wake Forest	0	3
						68 A	Col. of Charleston	1	3	125 N	Marshall	3	2
						68 H	Col. of Charleston	1	3	139 H	Bakersfield	1	3
						80 A	Northeastern	3	2	147 H	Wyoming	1	3
						80 H	Northeastern	0	3	148 A	UNC Wilmington	0	3
										148 H	UNC Wilmington	2	3
										157 N	George Washington	3	2
										159 A	Radford	1	3
										174 H	Cleveland St.	1	3
										200 A	Hofstra	3	0
										200 H	Hofstra	3	0
										200 N	Hofstra	0	3
										204 N	Montana	2	3
										209 A	Delaware	3	1
										209 H	Delaware	3	1
										218 A	William & Mary	3	2
										218 H	William & Mary	3	2
										222 A	Towson	0	3
										222 H	Towson	3	1
										234 H	Campbell	3	1
										237 N	Albany (NY)	3	0
										272 H	Presbyterian	3	2
<hr/>													
LAST 10 GAMES													
200 N Hofstra				0	3	200 H Hofstra				3	0		
200 A Hofstra				3	0	222 A Towson				0	3		
80 A Northeastern				3	2	209 A Delaware				3	1		
218 A William & Mary				3	2	68 A Col. of Charleston				1	3		
80 H Northeastern				0	3	148 A UNC Wilmington				0	3		

Non-Div. I Games:

James Madison

[illegible]

Non-Div. I Games:

Fairfield

Average RPI Win:	214	WON-LOST RECORD	WINNING PCT. RANK	LAST 10 GAMES	STRENGTH OF SCHEDULE	OPP. STRENGTH OF SCHEDULE	TEAM RPI	ADJ RPI	CONF. RPI	ADJ CONF. RPI		
DIV. I ONLY		16- 14	.53333	151	6- 4	191	151	166	.49517	157	21	22
DIV. I NON-CONF.		5- 9	.35714	244	0- 0	167	135	210	.46067	202	18	19
<hr/>												
TOTALS	RPI 1-25	RPI 26-50		W-L RECORDS		RPI 51-100		RPI 101-150		RPI 150+		
16- 14	0- 1	0- 0		OVERALL		2- 4		1- 5		13- 4		
8- 4	0- 0	0- 0		HOME		2- 0		1- 2		5- 2		
4- 7	0- 1	0- 0		AWAY		0- 3		0- 2		4- 1		
4- 3	0- 0	0- 0		NEUTRAL		0- 1		0- 1		4- 1		
5- 9	0- 1	0- 0		NON-CONFERENCE		0- 1		0- 4		5- 3		
1- 3	0- 0	0- 0		HOME		0- 0		0- 2		1- 1		
0- 4	0- 1	0- 0		AWAY		0- 1		0- 1		0- 1		
4- 2	0- 0	0- 0		NEUTRAL		0- 0		0- 1		4- 1		
11- 5	0- 0	0- 0		CONFERENCE		2- 3		1- 1		8- 1		
7- 1	0- 0	0- 0		HOME		2- 0		1- 0		4- 1		
4- 3	0- 0	0- 0		AWAY		0- 2		0- 1		4- 0		
0- 1	0- 0	0- 0		NEUTRAL		0- 1		0- 0		0- 0		
RPI	S	Opponent	Score	RPI	S	Opponent	Score	RPI	S	Opponent	Score	
21	A	North Carolina	0 3					64	A	VCU	0 3	
								64	H	VCU	3 2	
								64	N	VCU	0 3	
								75	A	Northern Ill.	0 3	
								98	A	Duquesne	0 3	
								98	H	Duquesne	3 1	
								111	A	UCF	0 3	
								112	A	Dayton	1 3	
								112	H	Dayton	3 1	
								115	H	Ole Miss	1 3	
								121	H	Maryland	0 3	
								143	N	IPFW	0 3	
								155	N	James Madison	2 3	
								169	A	Georgetown	0 3	
								185	N	Stephen F. Austin	3 2	
								186	A	Rhode Island	3 2	
								186	H	Rhode Island	1 3	
								186	H	Rhode Island	3 1	
								199	A	Saint Louis	3 0	
								214	N	Elon	3 2	
								222	H	Towson	1 3	
								229	H	UMBC	3 0	
								237	N	Albany (NY)	3 0	
								242	N	Western Ill.	3 2	
								267	A	George Mason	3 0	
								267	H	George Mason	3 1	
								289	H	Fordham	3 0	
								323	A	La Salle	3 0	
								323	H	La Salle	3 0	
				LAST 10 GAMES								
				64	N	VCU	0 3	289	H	Fordham	3 0	
				186	H	Rhode Island	3 1	98	H	Duquesne	3 1	
				112	A	Dayton	1 3	112	H	Dayton	3 1	
				199	A	Saint Louis	3 0	267	A	George Mason	3 0	
				186	H	Rhode Island	1 3	98	A	Duquesne	0 3	

Non-Div. I Games:

George Washington

Average RPI Win: 248		WON-LOST RECORD		WINNING PCT. RANK		LAST 10 GAMES		STRENGTH OF SCHEDULE		OPP. STRENGTH OF SCHEDULE		TEAM RPI		ADJ RPI		CONF. RPI		ADJ CONF. RPI	
DIV. I ONLY		16- 14		.53333 151		1- 9		224		107		175		.49491 158		5		5	
DIV. I NON-CONF.		14- 0		1 1		0- 0		317		298		117		.53242 119		7		7	
TOTALS		RPI 1-25		RPI 26-50		W-L RECORDS		RPI 51-100		RPI 101-150		RPI 150+							
16- 14		0- 4		0- 2		OVERALL		0- 4		2- 3		14- 1							
6- 7		0- 2		0- 1		HOME		0- 2		2- 1		4- 1							
5- 7		0- 2		0- 1		AWAY		0- 2		0- 2		5- 0							
5- 0		0- 0		0- 0		NEUTRAL		0- 0		0- 0		5- 0							
14- 0		0- 0		0- 0		NON-CONFERENCE		0- 0		1- 0		13- 0							
5- 0		0- 0		0- 0		HOME		0- 0		1- 0		4- 0							
4- 0		0- 0		0- 0		AWAY		0- 0		0- 0		4- 0							
5- 0		0- 0		0- 0		NEUTRAL		0- 0		0- 0		5- 0							
2- 14		0- 4		0- 2		CONFERENCE		0- 4		1- 3		1- 1							
1- 7		0- 2		0- 1		HOME		0- 2		1- 1		0- 1							
1- 7		0- 2		0- 1		AWAY		0- 2		0- 2		1- 0							
0- 0		0- 0		0- 0		NEUTRAL		0- 0		0- 0		0- 0							
RPI	S	Opponent		Score		RPI	S	Opponent		Score		RPI	S	Opponent		Score			
10	A	Marquette		0	3	41	A	Butler		0	3	53	A	Xavier		0	3		
10	H	Marquette		2	3	41	H	Butler		1	3	53	H	Xavier		0	3		
16	A	Creighton		1	3							78	A	Seton Hall		1	3		
16	H	Creighton		1	3							78	H	Seton Hall		2	3		
														128 A St. John's (NY)		1	3		
														128 H St. John's (NY)		3	2		
														137 A Villanova		0	3		
														137 H Villanova		0	3		
														141 H Green Bay		3	2		
														159 N Radford		3	2		
														169 A Georgetown		3	0		
														169 H Georgetown		1	3		
														188 N Eastern Ill.		3	1		
														253 A SIU Edwardsville		3	1		
														260 N Georgia St.		3	0		
														264 A Ill.-Chicago		3	0		
														268 H McNeese St.		3	0		
														275 N South Dakota St.		3	0		
														301 A Drake		3	2		
														305 A Citadel		3	0		
														308 H Charleston So.		3	0		
														311 H Providence		3	0		
														316 H Chicago St.		3	0		
														319 N Ark.-Pine Bluff		3	0		
						LAST 10 GAMES													
														53 H Xavier		0	3		
														128 H St. John's (NY)		3	2		
														41 A Butler		0	3		
														53 A Xavier		0	3		
														137 H Villanova		0	3		
														16 H Creighton		1	3		

Non-Div. I Games:

DePaul

RPI	S	Opponent	Score	
314	H	N.C. A&T	3	0
321	N	South Carolina St.	3	0
326	A	N.C. Central	3	2
331	H	Savannah St.	3	0
331	H	Savannah St.	3	0

Radford

R
a
d
f
o
r
d

R
a
d
f
o
r
d

Average RPI Win:	186	WON-LOST RECORD	WINNING PCT. RANK	LAST 10 GAMES	STRENGTH OF SCHEDULE	OPP. STRENGTH OF SCHEDULE	TEAM RPI	ADJ RPI	CONF. RPI	ADJ CONF. RPI			
Average RPI Loss:	96												
DIV. I ONLY	12- 18	.4	231	5- 5	104	87	174	.49314	160	6	6		
DIV. I NON-CONF.	6- 6	.5	165	0- 0	191	200	184	.47748	184	6	6		
<hr/>													
TOTALS	RPI 1-25	RPI 26-50		W-L RECORDS		RPI 51-100		RPI 101-150		RPI 150+			
12- 18	1- 3	0- 0		OVERALL		1- 7		1- 5		9- 3			
8- 8	1- 1	0- 0		HOME		1- 4		1- 2		5- 1			
2- 8	0- 2	0- 0		AWAY		0- 3		0- 2		2- 1			
2- 2	0- 0	0- 0		NEUTRAL		0- 0		0- 1		2- 1			
<hr/>													
6- 6	0- 0	0- 0		NON-CONFERENCE		0- 2		0- 2		6- 2			
3- 3	0- 0	0- 0		HOME		0- 1		0- 1		3- 1			
1- 1	0- 0	0- 0		AWAY		0- 1		0- 0		1- 0			
2- 2	0- 0	0- 0		NEUTRAL		0- 0		0- 1		2- 1			
<hr/>													
6- 12	1- 3	0- 0		CONFERENCE		1- 5		1- 3		3- 1			
5- 5	1- 1	0- 0		HOME		1- 3		1- 1		2- 0			
1- 7	0- 2	0- 0		AWAY		0- 2		0- 2		1- 1			
0- 0	0- 0	0- 0		NEUTRAL		0- 0		0- 0		0- 0			
<hr/>													
RPI S	Opponent	Score		RPI S	Opponent	Score		RPI S	Opponent	Score			
18 A	Duke	1	3			51 H	Miami (FL)	1	3	108 H	Wake Forest	0	3
18 H	Duke	0	3			52 A	North Carolina St.	2	3	113 A	Clemson	0	3
19 H	Florida St.	3	1			62 H	Virginia Tech	3	1	113 H	Clemson	3	1
21 A	North Carolina	0	3			67 H	Virginia	2	3	116 N	Idaho St.	0	3
						68 H	Col. of Charleston	0	3	121 A	Maryland	2	3
						72 A	New Mexico	1	3	128 H	St. John's (NY)	1	3
						88 A	Pittsburgh	0	3	170 A	Syracuse	0	3
						99 H	Notre Dame	0	3	170 H	Syracuse	3	2
										176 A	Tennessee	3	0
										194 N	Coastal Caro.	1	3
										203 H	UConn	3	0
										216 H	Florida A&M	3	0
										217 H	Troy	1	3
										225 A	Boston College	3	2
										225 H	Boston College	3	0
										244 N	Jacksonville St.	3	0
										288 N	UC Riverside	3	1
										291 H	Chattanooga	3	0
<hr/>													
LAST 10 GAMES													
		170 H	Syracuse	3	2	52 A	North Carolina St.	2	3				
		225 H	Boston College	3	0	62 H	Virginia Tech	3	1				
		18 A	Duke	1	3	67 H	Virginia	2	3				
		113 H	Clemson	3	1	225 A	Boston College	3	2				
		21 A	North Carolina	0	3	170 A	Syracuse	0	3				

Non-Div. I Games:

Georgia Tech

Texas-Arlington

Average RPI Win:		193	WON-LOST RECORD		WINNING PCT. RANK		LAST 10 GAMES		STRENGTH OF SCHEDULE		OPP. STRENGTH OF SCHEDULE		TEAM RPI		ADJ RPI		CONF. RPI		ADJ CONF. RPI				
Average RPI Loss:		83																					
DIV. I ONLY			11- 16		.40741 225		3- 7		95		90		161		.49197 162		8		8				
DIV. I NON-CONF.			6- 7		.46154 190		0- 0		86		119		131		.51809 127		8		8				
TOTALS		RPI 1-25		RPI 26-50		W-L RECORDS		RPI 51-100		RPI 101-150		RPI 150+											
11- 16		0- 4		0- 4		OVERALL		3- 3		1- 2		7- 3											
2- 6		0- 1		0- 1		HOME		2- 1		0- 1		0- 2											
4- 9		0- 3		0- 3		AWAY		0- 1		1- 1		3- 1											
5- 1		0- 0		0- 0		NEUTRAL		1- 1		0- 0		4- 0											
6- 7		0- 2		0- 2		NON-CONFERENCE		1- 1		0- 1		5- 1											
0- 0		0- 0		0- 0		HOME		0- 0		0- 0		0- 0											
1- 6		0- 2		0- 2		AWAY		0- 0		0- 1		1- 1											
5- 1		0- 0		0- 0		NEUTRAL		1- 1		0- 0		4- 0											
5- 9		0- 2		0- 2		CONFERENCE		2- 2		1- 1		2- 2											
2- 6		0- 1		0- 1		HOME		2- 1		0- 1		0- 2											
3- 3		0- 1		0- 1		AWAY		0- 1		1- 0		2- 0											
0- 0		0- 0		0- 0		NEUTRAL		0- 0		0- 0		0- 0											
RPI	S	Opponent		Score		RPI	S	Opponent		Score		RPI	S	Opponent		Score		RPI	S	Opponent		Score	
7	A	Stanford		0	3	30	A	California		0	3	58	N	Kansas St.		1	3	130	A	Santa Clara		0	3
11	A	Hawaii		0	3	38	A	Cal St. Northridge		0	3	59	A	UC Santa Barbara		1	3	150	A	UC Davis		3	0
11	H	Hawaii		0	3	38	H	Cal St. Northridge		2	3	59	H	UC Santa Barbara		0	3	150	H	UC Davis		1	3
20	A	Colorado St.		0	3	48	A	Arizona St.		0	3	85	H	Long Beach St.		3	0	183	A	Northern Colo.		1	3
												89	H	UC Irvine		3	0	195	A	Cal St. Fullerton		3	1
												90	N	Baylor		3	2	195	H	Cal St. Fullerton		1	3
																		201	N	Central Conn. St.		3	0
																		230	N	San Jose St.		3	1
																		231	A	Sacramento St.		3	2
																		278	N	Alabama St.		3	1
																		287	N	La.-Monroe		3	2
																		288	A	UC Riverside		3	0
																		288	H	UC Riverside		2	3
LAST 10 GAMES																							
195 H Cal St. Fullerton						1	3	59 H UC Santa Barbara						0	3								
288 H UC Riverside						2	3	288 A UC Riverside						3	0								
150 A UC Davis						3	0	195 A Cal St. Fullerton						3	1								
38 A Cal St. Northridge						0	3	38 H Cal St. Northridge						2	3								
11 H Hawaii						0	3	150 H UC Davis						1	3								

Non-Div. I Games:

Cal Poly

Average RPI Win:	243	WON-LOST RECORD	WINNING PCT. RANK	LAST 10 GAMES		STRENGTH OF SCHEDULE	OPP. STRENGTH OF SCHEDULE	TEAM RPI	ADJ RPI	CONF. RPI	ADJ CONF. RPI		
DIV. I ONLY		16- 10	.61538 92	6- 4		234	246	158	.49165 163	20	20		
DIV. I NON-CONF.		3- 6	.33333 248	0- 0		209	264	253	.41918 250	22	22		
<hr/>													
TOTALS	RPI 1-25		RPI 26-50		W-L RECORDS		RPI 51-100		RPI 101-150		RPI 150+		
16- 10	0- 0		0- 1		OVERALL		1- 3		1- 3		14- 3		
8- 4	0- 0		0- 1		HOME		0- 2		1- 1		7- 0		
6- 4	0- 0		0- 0		AWAY		1- 1		0- 2		5- 1		
2- 2	0- 0		0- 0		NEUTRAL		0- 0		0- 0		2- 2		
3- 6	0- 0		0- 0		NON-CONFERENCE		0- 2		0- 1		3- 3		
1- 2	0- 0		0- 0		HOME		0- 1		0- 1		1- 0		
0- 2	0- 0		0- 0		AWAY		0- 1		0- 0		0- 1		
2- 2	0- 0		0- 0		NEUTRAL		0- 0		0- 0		2- 2		
13- 4	0- 0		0- 1		CONFERENCE		1- 1		1- 2		11- 0		
7- 2	0- 0		0- 1		HOME		0- 1		1- 0		6- 0		
6- 2	0- 0		0- 0		AWAY		1- 0		0- 2		5- 0		
0- 0	0- 0		0- 0		NEUTRAL		0- 0		0- 0		0- 0		
<hr/>													
RPI S Opponent	Score		RPI S Opponent	Score		RPI S Opponent	Score		RPI S Opponent	Score			
			45 H Central Ark.	1	3	65 H Washington St.	0	3	104 H Texas St.	0	3		
						92 A SMU	0	3	127 A A&M-Corpus Christi	1	3		
						95 H Oral Roberts	0	3	127 A A&M-Corpus Christi	0	3		
						97 A Northwestern St.	3	1	127 H A&M-Corpus Christi	3	0		
									153 A Appalachian St.	0	3		
									185 A Stephen F. Austin	3	0		
									196 N Davidson	1	3		
									202 A Houston Baptist	3	0		
									202 H Houston Baptist	3	0		
									249 A Lamar	3	1		
									249 H Lamar	3	0		
									257 N Loyola Maryland	3	1		
									265 H Southeastern La.	3	1		
									268 A McNeese St.	3	0		
									268 H McNeese St.	3	0		
									281 N Norfolk St.	1	3		
									295 A Nicholls St.	3	0		
									295 H Nicholls St.	3	1		
									297 H New Orleans	3	0		
									309 H Jackson St.	3	0		
									330 N Grambling	3	0		
<hr/>													
LAST 10 GAMES													
127 A A&M-Corpus Christi						1	3	45 H Central Ark.				1	3
127 A A&M-Corpus Christi						0	3	95 H Oral Roberts				0	3
202 A Houston Baptist						3	0	97 A Northwestern St.				3	1
295 H Nicholls St.						3	1	185 A Stephen F. Austin				3	0
268 H McNeese St.						3	0	265 H Southeastern La.				3	1

Non-Div. I Games:	Abilene Christian	3	2	Incarnate Word	2	3
-------------------	-------------------	---	---	----------------	---	---

Sam Houston St.

Average RPI Win: 257		WON-LOST	WINNING	LAST 10	STRENGTH OF		OPP. STRENGTH	TEAM	ADJ	CONF.	ADJ CONF.
Average RPI Loss: 97		RECORD	PCT. RANK	GAMES	SCHEDULE		OF SCHEDULE	RPI	RPI	RPI	RPI
DIV. I ONLY		14- 19	.42424	215	3- 7		78	213	165	.49098	164
DIV. I NON-CONF.		4- 9	.30769	260	0- 0		22	102	129	.52244	123
TOTALS		RPI 1-25	RPI 26-50		W-L RECORDS		RPI 51-100		RPI 101-150		RPI 150+
14- 19	0- 3	0- 2		OVERALL		0- 9		0- 2		14- 3	
6- 8	0- 2	0- 1		HOME		0- 3		0- 1		6- 1	
7- 7	0- 1	0- 0		AWAY		0- 3		0- 1		7- 2	
1- 4	0- 0	0- 1		NEUTRAL		0- 3		0- 0		1- 0	
4- 9	0- 3	0- 2		NON-CONFERENCE		0- 2		0- 2		4- 0	
1- 4	0- 2	0- 1		HOME		0- 0		0- 1		1- 0	
3- 2	0- 1	0- 0		AWAY		0- 0		0- 1		3- 0	
0- 3	0- 0	0- 1		NEUTRAL		0- 2		0- 0		0- 0	
10- 10	0- 0	0- 0		CONFERENCE		0- 7		0- 0		10- 3	
5- 4	0- 0	0- 0		HOME		0- 3		0- 0		5- 1	
4- 5	0- 0	0- 0		AWAY		0- 3		0- 0		4- 2	
1- 1	0- 0	0- 0		NEUTRAL		0- 1		0- 0		1- 0	
RPI S Opponent	Score		RPI S Opponent	Score		RPI S Opponent	Score		RPI S Opponent	Score	
2 H Penn St.	0	3	45 H Central Ark.	1	3	64 N VCU	0	3	109 A IUPUI	0	3
10 H Marquette	0	3	49 N Ohio St.	0	3	70 A Lipscomb	0	3	134 H South Fla.	1	3
19 A Florida St.	0	3				70 H Lipscomb	1	3	178 A FIU	3	2
						77 A East Tenn. St.	0	3	193 H Fla. Atlantic	3	2
						77 H East Tenn. St.	2	3	211 A Kennesaw St.	0	3
						96 A Jacksonville	1	3	211 H Kennesaw St.	3	1
						96 H Jacksonville	0	3	216 A Florida A&M	3	1
						96 N Jacksonville	1	3	235 A Northern Ky.	3	0
						100 N Illinois St.	0	3	235 H Northern Ky.	3	1
									255 A North Florida	2	3
									255 H North Florida	3	0
									258 A Stetson	3	0
									258 H Stetson	1	3
									258 N Stetson	3	2
									306 A USC Upstate	3	2
									306 H USC Upstate	3	1
									307 A Mercer	3	2
									307 H Mercer	3	0
									328 A Bethune-Cookman	3	0
			LAST 10 GAMES								
			96 N Jacksonville	1	3	96 A Jacksonville	1	3			
			258 N Stetson	3	2	306 H USC Upstate	3	1			
			70 A Lipscomb	0	3	77 H East Tenn. St.	2	3			
			235 A Northern Ky.	3	0	255 A North Florida	2	3			
			258 H Stetson	1	3	211 A Kennesaw St.	0	3			

Non-Div. I Games:

FGCU

Average RPI Win: 216		WON-LOST RECORD		WINNING PCT. RANK		LAST 10 GAMES		STRENGTH OF SCHEDULE		OPP. STRENGTH OF SCHEDULE		TEAM RPI		ADJ RPI		CONF. RPI		ADJ CONF. RPI	
Average RPI Loss: 162																			
DIV. I ONLY		14- 9		.6087 99		7- 3		229		195		149		.49062 165		18		18	
DIV. I NON-CONF.		5- 4		.55556 150		0- 0		235		176		182		.48146 178		19		20	
TOTALS		RPI 1-25		RPI 26-50		W-L RECORDS		RPI 51-100		RPI 101-150		RPI 150+							
14- 9		0- 0		1- 1		OVERALL		1- 1		0- 2		12- 5							
9- 2		0- 0		1- 0		HOME		0- 0		0- 0		8- 2							
4- 6		0- 0		0- 1		AWAY		0- 1		0- 1		4- 3							
1- 1		0- 0		0- 0		NEUTRAL		1- 0		0- 1		0- 0							
5- 4		0- 0		0- 0		NON-CONFERENCE		1- 1		0- 2		4- 1							
3- 1		0- 0		0- 0		HOME		0- 0		0- 0		3- 1							
1- 2		0- 0		0- 0		AWAY		0- 1		0- 1		1- 0							
1- 1		0- 0		0- 0		NEUTRAL		1- 0		0- 1		0- 0							
9- 5		0- 0		1- 1		CONFERENCE		0- 0		0- 0		8- 4							
6- 1		0- 0		1- 0		HOME		0- 0		0- 0		5- 1							
3- 4		0- 0		0- 1		AWAY		0- 0		0- 0		3- 3							
0- 0		0- 0		0- 0		NEUTRAL		0- 0		0- 0		0- 0							
RPI S	Opponent	Score		RPI S	Opponent	Score		RPI S	Opponent	Score		RPI S	Opponent	Score					
				43 A	Yale	0 3		80 A	Northeastern	1 3		105 A	San Diego St.	1 3					
				43 H	Yale	3 2		92 N	SMU	3 2		118 N	San Francisco	1 3					
												168 A	Penn	3 1					
												168 H	Penn	2 3					
												200 H	Hofstra	3 1					
												205 H	New Hampshire	2 3					
												221 A	Brown	2 3					
												221 H	Brown	3 1					
												225 A	Boston College	3 1					
												228 A	Cornell	3 0					
												228 H	Cornell	3 1					
												239 A	Dartmouth	2 3					
												239 H	Dartmouth	3 0					
												247 A	Princeton	3 0					
												247 H	Princeton	3 0					
												276 A	Columbia	1 3					
												276 H	Columbia	3 0					
												282 H	Holy Cross	3 2					
												329 H	UMass Lowell	3 0					
				LAST 10 GAMES															
				228 A	Cornell	3 0		221 H	Brown	3 1									
				276 A	Columbia	1 3		239 A	Dartmouth	2 3									
				168 H	Penn	2 3		247 A	Princeton	3 0									
				247 H	Princeton	3 0		168 A	Penn	3 1									
				43 H	Yale	3 2		276 H	Columbia	3 0									

Non-Div. I Games:

Harvard

Average RPI Win: 243		WON-LOST	WINNING	LAST 10	STRENGTH OF		OPP. STRENGTH	TEAM	ADJ	CONF.	ADJ CONF.
Average RPI Loss: 135		RECORD	PCT. RANK	GAMES	SCHEDULE		OF SCHEDULE	RPI	RPI	RPI	RPI
DIV. I ONLY		17- 13	.56667	129	6- 4		193	241	163	.48836	166
DIV. I NON-CONF.		7- 6	.53846	156	0- 0		222	245	186	.4691	195
TOTALS		RPI 1-25	RPI 26-50		W-L RECORDS		RPI 51-100		RPI 101-150		RPI 150+
17- 13	0- 0	0- 1		OVERALL		1- 3		1- 3		15- 6	
9- 5	0- 0	0- 0		HOME		0- 2		1- 0		8- 3	
5- 6	0- 0	0- 1		AWAY		0- 1		0- 3		5- 1	
3- 2	0- 0	0- 0		NEUTRAL		1- 0		0- 0		2- 2	
7- 6	0- 0	0- 1		NON-CONFERENCE		1- 1		0- 1		6- 3	
3- 3	0- 0	0- 0		HOME		0- 1		0- 0		3- 2	
1- 2	0- 0	0- 1		AWAY		0- 0		0- 1		1- 0	
3- 1	0- 0	0- 0		NEUTRAL		1- 0		0- 0		2- 1	
10- 7	0- 0	0- 0		CONFERENCE		0- 2		1- 2		9- 3	
6- 2	0- 0	0- 0		HOME		0- 1		1- 0		5- 1	
4- 4	0- 0	0- 0		AWAY		0- 1		0- 2		4- 1	
0- 1	0- 0	0- 0		NEUTRAL		0- 0		0- 0		0- 1	
RPI S	Opponent	Score	RPI S	Opponent	Score	RPI S	Opponent	Score	RPI S	Opponent	Score
			40 A	Georgia	1 3	73 A	Ga. Southern	2 3	107 A	Samford	0 3
						73 H	Ga. Southern	0 3	108 A	Wake Forest	0 3
						77 N	East Tenn. St.	3 2	126 A	Furman	0 3
						83 H	TCU	1 3	126 H	Furman	3 1
									153 H	Appalachian St.	0 3
									153 N	Appalachian St.	0 3
									196 A	Davidson	2 3
									196 H	Davidson	3 1
									198 H	High Point	1 3
									206 N	La.-Lafayette	0 3
									207 H	Western Caro.	3 0
									214 A	Elon	3 0
									214 H	Elon	3 1
									233 N	East Carolina	3 0
									238 H	Murray St.	2 3
									255 N	North Florida	3 1
									259 A	Wofford	3 1
									259 H	Wofford	3 1
									267 H	George Mason	3 0
									278 H	Alabama St.	3 0
									291 A	Chattanooga	3 2
									305 A	Citadel	3 1
									305 H	Citadel	3 0
									314 A	N.C. A&T	3 0
									326 H	N.C. Central	3 0
LAST 10 GAMES			153 N	Appalachian St.	0 3	153 H	Appalachian St.	0 3	305 H	Citadel	3 0
			196 H	Davidson	3 1	207 H	Western Caro.	3 0	314 A	N.C. A&T	3 0
			214 A	Elon	3 0	126 H	Furman	3 1	326 H	N.C. Central	3 0
			259 A	Wofford	3 1	259 H	Wofford	3 1			
			126 A	Furman	0 3	107 A	Samford	0 3			

Non-Div. I Games:

UNC Greensboro

Average RPI Win:	218	WON-LOST RECORD	WINNING PCT. RANK	LAST 10 GAMES	STRENGTH OF SCHEDULE	OPP. STRENGTH OF SCHEDULE	TEAM RPI	ADJ RPI	CONF. RPI	ADJ CONF. RPI		
DIV. I ONLY		12- 16	.42857	213	3- 7	125	125	181	.48652	167	9	9
DIV. I NON-CONF.		8- 4	.66667	85	0- 0	163	181	112	.53719	114	10	10
<hr/>												
TOTALS	RPI 1-25	RPI 26-50		W-L RECORDS		RPI 51-100		RPI 101-150		RPI 150+		
12- 16	0- 0	0- 2		OVERALL		0- 7		1- 5		11- 2		
5- 5	0- 0	0- 1		HOME		0- 2		1- 1		4- 1		
3- 9	0- 0	0- 1		AWAY		0- 5		0- 2		3- 1		
4- 2	0- 0	0- 0		NEUTRAL		0- 0		0- 2		4- 0		
<hr/>												
8- 4	0- 0	0- 0		NON-CONFERENCE		0- 2		0- 2		8- 0		
2- 0	0- 0	0- 0		HOME		0- 0		0- 0		2- 0		
2- 2	0- 0	0- 0		AWAY		0- 2		0- 0		2- 0		
4- 2	0- 0	0- 0		NEUTRAL		0- 0		0- 2		4- 0		
<hr/>												
4- 12	0- 0	0- 2		CONFERENCE		0- 5		1- 3		3- 2		
3- 5	0- 0	0- 1		HOME		0- 2		1- 1		2- 1		
1- 7	0- 0	0- 1		AWAY		0- 3		0- 2		1- 1		
0- 0	0- 0	0- 0		NEUTRAL		0- 0		0- 0		0- 0		
<hr/>												
RPI S	Opponent	Score	RPI S	Opponent	Score	RPI S	Opponent	Score	RPI S	Opponent	Score	
			35 A	Ohio	1 <div>3</div>	53 A	Xavier	0 <div>3</div>	103 A	Toledo	1 <div>3</div>	
			35 H	Ohio	2 <div>3</div>	57 A	Northwestern	0 <div>3</div>	109 N	IUPUI	1 <div>3</div>	
						66 A	Ball St.	1 <div>3</div>	132 H	Eastern Mich.	3 <div>2</div>	
						75 A	Northern Ill.	1 <div>3</div>	134 N	South Fla.	1 <div>3</div>	
						81 A	Bowling Green	2 <div>3</div>	135 A	Buffalo	0 <div>3</div>	
						81 H	Bowling Green	2 <div>3</div>	135 H	Buffalo	1 <div>3</div>	
						93 H	Western Mich.	2 <div>3</div>	177 A	Belmont	3 <div>0</div>	
									191 H	Central Mich.	1 <div>3</div>	
									192 N	Youngstown St.	3 <div>2</div>	
									199 A	Saint Louis	3 <div>2</div>	
									212 A	Kent St.	0 <div>3</div>	
									212 H	Kent St.	3 <div>1</div>	
									220 N	Bradley	3 <div>2</div>	
									226 N	Memphis	3 <div>1</div>	
									235 H	Northern Ky.	3 <div>2</div>	
									243 H	Evansville	3 <div>0</div>	
									252 A	Akron	3 <div>1</div>	
									252 H	Akron	3 <div>0</div>	
									277 N	Gardner-Webb	3 <div>0</div>	
<hr/>												
			LAST 10 GAMES									
			252 A	Akron	3 <div>1</div>	81 A	Bowling Green	2 <div>3</div>				
			135 A	Buffalo	0 <div>3</div>	66 A	Ball St.	1 <div>3</div>				
			35 H	Ohio	2 <div>3</div>	103 A	Toledo	1 <div>3</div>				
			212 H	Kent St.	3 <div>1</div>	191 H	Central Mich.	1 <div>3</div>				
			75 A	Northern Ill.	1 <div>3</div>	132 H	Eastern Mich.	3 <div>2</div>				

Non-Div. I Games:

Miami (OH)

Penn				Through Games Of Through Matches of Nov. 24, 2013											
Average RPI Win:	243	WON-LOST RECORD	WINNING PCT. RANK	LAST 10 GAMES	STRENGTH OF SCHEDULE	OPP. STRENGTH OF SCHEDULE	TEAM RPI	ADJ RPI	CONF. RPI	ADJ CONF. RPI					
DIV. I ONLY		14- 11	.56	138	7- 3	208	225	170	.48588	168	18	18			
DIV. I NON-CONF.		6- 5	.54545	153	0- 0	192	227	166	.4909	163	19	20			
TOTALS		RPI 1-25	RPI 26-50		W-L RECORDS		RPI 51-100		RPI 101-150		RPI 150+				
14- 11	0- 0	0- 3		OVERALL		0- 1		0- 3		14- 4					
7- 4	0- 0	0- 2		HOME		0- 0		0- 0		7- 2					
5- 5	0- 0	0- 1		AWAY		0- 0		0- 2		5- 2					
2- 2	0- 0	0- 0		NEUTRAL		0- 1		0- 1		2- 0					
6- 5	0- 0	0- 1		NON-CONFERENCE		0- 1		0- 3		6- 0					
3- 1	0- 0	0- 1		HOME		0- 0		0- 0		3- 0					
1- 2	0- 0	0- 0		AWAY		0- 0		0- 2		1- 0					
2- 2	0- 0	0- 0		NEUTRAL		0- 1		0- 1		2- 0					
8- 6	0- 0	0- 2		CONFERENCE		0- 0		0- 0		8- 4					
4- 3	0- 0	0- 1		HOME		0- 0		0- 0		4- 2					
4- 3	0- 0	0- 1		AWAY		0- 0		0- 0		4- 2					
0- 0	0- 0	0- 0		NEUTRAL		0- 0		0- 0		0- 0					
RPI	S	Opponent	Score	RPI	S	Opponent	Score	RPI	S	Opponent	Score	RPI	S	Opponent	Score
				43	A	Yale	1 3	87	N	LIU Brooklyn	2 3	121	A	Maryland	1 3
				43	H	Yale	0 3					137	A	Villanova	1 3
				44	H	American	0 3					144	N	UMKC	1 3
												165	A	Harvard	3 2
												165	H	Harvard	1 3
												182	H	Temple	3 2
												209	H	Delaware	3 2
												221	A	Brown	3 0
												221	H	Brown	2 3
												228	A	Cornell	3 2
												228	H	Cornell	3 2
												239	A	Dartmouth	3 1
												239	H	Dartmouth	3 1
												247	A	Princeton	2 3
												247	H	Princeton	3 0
												261	N	Sacred Heart	3 0
												276	A	Columbia	2 3
												276	H	Columbia	3 0
												281	N	Norfolk St.	3 2
												304	H	Weber St.	3 2
												323	A	La Salle	3 1
				LAST 10 GAMES											
				43	H	Yale	0 3	228	H	Cornell	3 2				
				221	H	Brown	2 3	247	H	Princeton	3 0				
				165	A	Harvard	3 2	239	H	Dartmouth	3 1				
				239	A	Dartmouth	3 1	165	H	Harvard	1 3				
				276	H	Columbia	3 0	221	A	Brown	3 0				

Non-Div. I Games:

Penn

Average RPI Win:	181	WON-LOST RECORD	WINNING PCT. RANK	LAST 10 GAMES	STRENGTH OF SCHEDULE	OPP. STRENGTH OF SCHEDULE	TEAM RPI	ADJ RPI	CONF. RPI	ADJ CONF. RPI		
Average RPI Loss:	92											
DIV. I ONLY		10- 19	.34483	254	2- 8	45	89	156	.48584	169	5	5
DIV. I NON-CONF.		6- 7	.46154	190	0- 0	110	217	153	.48486	173	7	7
<hr/>												
TOTALS	RPI 1-25	RPI 26-50		W-L RECORDS		RPI 51-100		RPI 101-150		RPI 150+		
10- 19	0- 5	0- 3		OVERALL		2- 4		2- 2		6- 5		
2- 7	0- 2	0- 1		HOME		0- 2		1- 1		1- 1		
4- 10	0- 3	0- 2		AWAY		1- 2		1- 1		2- 2		
4- 2	0- 0	0- 0		NEUTRAL		1- 0		0- 0		3- 2		
6- 7	0- 1	0- 1		NON-CONFERENCE		1- 1		0- 0		5- 4		
1- 0	0- 0	0- 0		HOME		0- 0		0- 0		1- 0		
1- 5	0- 1	0- 1		AWAY		0- 1		0- 0		1- 2		
4- 2	0- 0	0- 0		NEUTRAL		1- 0		0- 0		3- 2		
4- 12	0- 4	0- 2		CONFERENCE		1- 3		2- 2		1- 1		
1- 7	0- 2	0- 1		HOME		0- 2		1- 1		0- 1		
3- 5	0- 2	0- 1		AWAY		1- 1		1- 1		1- 0		
0- 0	0- 0	0- 0		NEUTRAL		0- 0		0- 0		0- 0		
RPI S	Opponent	Score	RPI S	Opponent	Score	RPI S	Opponent	Score	RPI S	Opponent	Score	
4 A	Florida	0 3	41 A	Butler	0 3	53 A	Xavier	0 3	128 A	St. John's (NY)	3 2	
10 A	Marquette	0 3	41 H	Butler	0 3	53 H	Xavier	2 3	128 H	St. John's (NY)	0 3	
10 H	Marquette	0 3	44 A	American	0 3	74 A	West Virginia	2 3	137 A	Villanova	1 3	
16 A	Creighton	0 3				78 A	Seton Hall	3 0	137 H	Villanova	3 2	
16 H	Creighton	1 3				78 H	Seton Hall	2 3	157 H	George Washington	3 0	
						93 N	Western Mich.	3 2	158 A	DePaul	3 1	
									158 H	DePaul	0 3	
									187 A	Liberty	1 3	
									223 N	Iona	3 1	
									229 N	UMBC	2 3	
									234 A	Campbell	2 3	
									240 N	Indiana St.	2 3	
									245 N	Howard	3 1	
									267 A	George Mason	3 1	
									326 N	N.C. Central	3 0	
<hr/>												
LAST 10 GAMES												
16 A	Creighton	0 3	53 H	Xavier	2 3							
53 A	Xavier	0 3	137 H	Villanova	3 2							
41 A	Butler	0 3	10 A	Marquette	0 3							
41 H	Butler	0 3	158 A	DePaul	3 1							
16 H	Creighton	1 3	128 H	St. John's (NY)	0 3							

Non-Div. I Games:

Georgetown

Average RPI Win: 181		WON-LOST RECORD		WINNING PCT. RANK		LAST 10 GAMES		STRENGTH OF SCHEDULE		OPP. STRENGTH OF SCHEDULE		TEAM RPI		ADJ RPI		CONF. RPI		ADJ CONF. RPI	
Average RPI Loss: 87																			
DIV. I ONLY		14- 16		.46667 196		6- 4		151		76		164		.48579 170		6		6	
DIV. I NON-CONF.		5- 7		.41667 212		0- 0		271		167		244		.42528 244		6		6	
TOTALS		RPI 1-25		RPI 26-50		W-L RECORDS		RPI 51-100		RPI 101-150		RPI 150+							
14- 16		0- 4		0- 2		OVERALL		3- 5		4- 1		7- 4							
8- 8		0- 2		0- 0		HOME		1- 4		2- 0		5- 2							
5- 6		0- 2		0- 1		AWAY		2- 1		2- 1		1- 1							
1- 2		0- 0		0- 1		NEUTRAL		0- 0		0- 0		1- 1							
5- 7		0- 1		0- 2		NON-CONFERENCE		0- 1		0- 0		5- 3							
4- 3		0- 0		0- 0		HOME		0- 1		0- 0		4- 2							
0- 2		0- 1		0- 1		AWAY		0- 0		0- 0		0- 0							
1- 2		0- 0		0- 1		NEUTRAL		0- 0		0- 0		1- 1							
9- 9		0- 3		0- 0		CONFERENCE		3- 4		4- 1		2- 1							
4- 5		0- 2		0- 0		HOME		1- 3		2- 0		1- 0							
5- 4		0- 1		0- 0		AWAY		2- 1		2- 1		1- 1							
0- 0		0- 0		0- 0		NEUTRAL		0- 0		0- 0		0- 0							
RPI S	Opponent	Score		RPI S	Opponent	Score		RPI S	Opponent	Score		RPI S	Opponent	Score					
2 A	Penn St.	0	3	29 A	Purdue	0	3	51 H	Miami (FL)	1	3	108 A	Wake Forest	3	1				
18 A	Duke	1	3	36 N	Louisville	0	3	52 H	North Carolina St.	1	3	113 A	Clemson	1	3				
19 H	Florida St.	1	3					54 H	Colorado	0	3	113 H	Clemson	3	1				
21 H	North Carolina	0	3					62 A	Virginia Tech	1	3	121 A	Maryland	3	0				
								67 A	Virginia	3	1	121 H	Maryland	3	1				
								88 A	Pittsburgh	3	1	160 A	Georgia Tech	2	3				
								88 H	Pittsburgh	0	3	160 H	Georgia Tech	3	0				
								99 H	Notre Dame	3	0	178 N	FIU	3	2				
												179 H	Oakland	1	3				
												225 A	Boston College	3	2				
												235 N	Northern Ky.	2	3				
												266 H	Stony Brook	2	3				
												284 H	Rutgers	3	2				
												316 H	Chicago St.	3	0				
												325 H	Saint Peter's	3	0				
												327 H	Delaware St.	3	0				
				LAST 10 GAMES															
				160 A	Georgia Tech	2	3	99 H	Notre Dame	3	0								
				113 A	Clemson	1	3	108 A	Wake Forest	3	1								
				121 H	Maryland	3	1	18 A	Duke	1	3								
				88 H	Pittsburgh	0	3	113 H	Clemson	3	1								
				225 A	Boston College	3	2	160 H	Georgia Tech	3	0								

Non-Div. I Games:

Syracuse

Average RPI Win: 203		WON-LOST RECORD		WINNING PCT. RANK		LAST 10 GAMES		STRENGTH OF SCHEDULE		OPP. STRENGTH OF SCHEDULE		TEAM RPI		ADJ RPI		CONF. RPI		ADJ CONF. RPI	
Average RPI Loss: 170																			
DIV. I ONLY		18- 10		.64286 78		6- 4		247		212		146		.48557 171		25		25	
DIV. I NON-CONF.		5- 3		.625 109		0- 0		139		138		105		.53508 115		20		18	
TOTALS		RPI 1-25		RPI 26-50		W-L RECORDS		RPI 51-100		RPI 101-150		RPI 150+							
18- 10		0- 0		0- 1		OVERALL		1- 2		5- 1		12- 6							
11- 2		0- 0		0- 1		HOME		1- 0		4- 0		6- 1							
5- 7		0- 0		0- 0		AWAY		0- 2		1- 1		4- 4							
2- 1		0- 0		0- 0		NEUTRAL		0- 0		0- 0		2- 1							
5- 3		0- 0		0- 1		NON-CONFERENCE		0- 1		2- 0		3- 1							
2- 1		0- 0		0- 1		HOME		0- 0		2- 0		0- 0							
1- 1		0- 0		0- 0		AWAY		0- 1		0- 0		1- 0							
2- 1		0- 0		0- 0		NEUTRAL		0- 0		0- 0		2- 1							
13- 7		0- 0		0- 0		CONFERENCE		1- 1		3- 1		9- 5							
9- 1		0- 0		0- 0		HOME		1- 0		2- 0		6- 1							
4- 6		0- 0		0- 0		AWAY		0- 1		1- 1		3- 4							
0- 0		0- 0		0- 0		NEUTRAL		0- 0		0- 0		0- 0							
RPI S	Opponent	Score		RPI S	Opponent	Score		RPI S	Opponent	Score		RPI S	Opponent	Score					
				38 H	Cal St. Northridge	1	3	72 A	New Mexico	0	3	105 H	San Diego St.	3	0				
								84 A	Portland St.	1	3	106 A	North Dakota	0	3				
								84 H	Portland St.	3	0	106 H	North Dakota	3	0				
												116 A	Idaho St.	3	2				
												116 H	Idaho St.	3	2				
												142 H	Idaho	3	0				
												183 A	Northern Colo.	2	3				
												183 H	Northern Colo.	2	3				
												204 A	Montana	3	1				
												204 H	Montana	3	1				
												218 A	William & Mary	3	0				
												222 N	Towson	0	3				
												230 N	San Jose St.	3	0				
												231 A	Sacramento St.	1	3				
												231 H	Sacramento St.	3	0				
												232 A	Eastern Wash.	3	0				
												232 H	Eastern Wash.	3	0				
												234 N	Campbell	3	0				
												286 A	Montana St.	2	3				
												286 H	Montana St.	3	1				
												298 A	Southern Utah	2	3				
												298 H	Southern Utah	3	0				
												304 A	Weber St.	3	0				
												304 H	Weber St.	3	0				
				LAST 10 GAMES															
				183 A	Northern Colo.	2	3	232 A	Eastern Wash.	3	0	304 A	Weber St.	3	0				
				106 A	North Dakota	0	3	298 A	Southern Utah	2	3								
				286 H	Montana St.	3	1	231 H	Sacramento St.	3	0								
				204 H	Montana	3	1	116 A	Idaho St.	3	2								
				84 A	Portland St.	1	3	304 A	Weber St.	3	0								

Non-Div. I Games: Abilene Christian 3 0

Northern Ariz.

Average RPI Win:	237	WON-LOST RECORD	WINNING PCT. RANK	LAST 10 GAMES		STRENGTH OF SCHEDULE	OPP. STRENGTH OF SCHEDULE	TEAM RPI	ADJ RPI	CONF. RPI	ADJ CONF. RPI	
DIV. I ONLY		13- 18	.41935	217	5- 5	101	127	173	.48519	172	12	13
DIV. I NON-CONF.		6- 7	.46154	190	1- 0	83	136	133	.51388	133	11	12
<hr/>												
TOTALS	RPI 1-25	RPI 26-50		W-L RECORDS		RPI 51-100		RPI 101-150		RPI 150+		
13- 18	0- 2	0- 2		OVERALL		1- 8		0- 3		12- 3		
5- 6	0- 1	0- 1		HOME		0- 3		0- 1		5- 0		
4- 9	0- 1	0- 1		AWAY		1- 3		0- 2		3- 2		
4- 3	0- 0	0- 0		NEUTRAL		0- 2		0- 0		4- 1		
6- 7	0- 2	0- 0		NON-CONFERENCE		0- 3		0- 1		6- 1		
1- 1	0- 1	0- 0		HOME		0- 0		0- 0		1- 0		
1- 3	0- 1	0- 0		AWAY		0- 1		0- 1		1- 0		
4- 3	0- 0	0- 0		NEUTRAL		0- 2		0- 0		4- 1		
7- 11	0- 0	0- 2		CONFERENCE		1- 5		0- 2		6- 2		
4- 5	0- 0	0- 1		HOME		0- 3		0- 1		4- 0		
3- 6	0- 0	0- 1		AWAY		1- 2		0- 1		2- 2		
0- 0	0- 0	0- 0		NEUTRAL		0- 0		0- 0		0- 0		
RPI S	Opponent	Score	RPI S	Opponent	Score	RPI S	Opponent	Score	RPI S	Opponent	Score	
3 H	Washington	0 3	46 A	Wichita St.	0 3	55 A	UNI	2 3	103 A	Toledo	2 3	
10 A	Marquette	0 3	46 H	Wichita St.	1 3	55 H	UNI	1 3	110 A	Southern Ill.	1 3	
						63 N	Auburn	0 3	110 H	Southern Ill.	1 3	
						69 A	Missouri St.	0 3	175 N	Marist	3 0	
						69 H	Missouri St.	1 3	179 N	Oakland	1 3	
						74 N	West Virginia	0 3	188 N	Eastern Ill.	3 2	
						99 A	Notre Dame	0 3	220 A	Bradley	0 3	
						100 A	Illinois St.	3 0	220 H	Bradley	3 1	
						100 H	Illinois St.	1 3	233 A	East Carolina	3 0	
									240 A	Indiana St.	0 3	
									240 H	Indiana St.	3 1	
									243 A	Evansville	3 0	
									243 H	Evansville	3 0	
									262 N	Morgan St.	3 2	
									264 H	Ill.-Chicago	3 1	
									301 A	Drake	3 0	
									301 H	Drake	3 0	
									305 N	Citadel	3 0	
<hr/>												
LAST 10 GAMES												
						55 A	UNI	2 3	264 H	Ill.-Chicago	3 1	
						301 A	Drake	3 0	100 A	Illinois St.	3 0	
						69 H	Missouri St.	1 3	240 A	Indiana St.	0 3	
						46 H	Wichita St.	1 3	243 H	Evansville	3 0	
						220 H	Bradley	3 1	110 H	Southern Ill.	1 3	

Non-Div. I Games:

Loyola Chicago

Average RPI Win:		201	WON-LOST		WINNING		LAST 10		STRENGTH OF		OPP. STRENGTH		TEAM	ADJ		CONF.		ADJ CONF.					
Average RPI Loss:		139	RECORD		PCT. RANK		GAMES		SCHEDULE		OF SCHEDULE		RPI	RPI		RPI		RPI					
DIV. I ONLY			17- 16		.51515	170	5- 5		143		150		152	.48456		173	24	26					
DIV. I NON-CONF.			8- 8		.5	165	0- 1		63		54		102	.54585		99	26	25					
TOTALS		RPI 1-25		RPI 26-50		W-L RECORDS		RPI 51-100		RPI 101-150		RPI 150+											
17- 16		0- 1		0- 1		OVERALL		0- 5		5- 2		12- 7											
7- 3		0- 0		0- 0		HOME		0- 1		1- 0		6- 2											
5- 9		0- 1		0- 1		AWAY		0- 2		1- 1		4- 4											
5- 4		0- 0		0- 0		NEUTRAL		0- 2		3- 1		2- 1											
8- 8		0- 1		0- 1		NON-CONFERENCE		0- 4		5- 2		3- 0											
2- 0		0- 0		0- 0		HOME		0- 0		1- 0		1- 0											
1- 5		0- 1		0- 1		AWAY		0- 2		1- 1		0- 0											
5- 3		0- 0		0- 0		NEUTRAL		0- 2		3- 1		2- 0											
9- 8		0- 0		0- 0		CONFERENCE		0- 1		0- 0		9- 7											
5- 3		0- 0		0- 0		HOME		0- 1		0- 0		5- 2											
4- 4		0- 0		0- 0		AWAY		0- 0		0- 0		4- 4											
0- 1		0- 0		0- 0		NEUTRAL		0- 0		0- 0		0- 1											
RPI	S	Opponent		Score		RPI	S	Opponent		Score		RPI	S	Opponent		Score							
5	A	Missouri		0	3	49	A	Ohio St.		1	3	53	N	Xavier		1	3	107	N	Samford	0	3	
												58	A	Kansas St.		0	3	109	N	IUPUI	3	2	
												69	A	Missouri St.		0	3	110	N	Southern Ill.	3	2	
												86	N	Middle Tenn.		0	3	129	N	UALR	3	2	
												91	H	Morehead St.		2	3	138	A	Mississippi St.	0	3	
																		138	A	Mississippi St.	3	1	
																		144	H	UMKC	3	2	
																		177	A	Belmont	1	3	
																		184	H	Eastern Ky.	3	2	
																		188	A	Eastern Ill.	1	3	
																		188	H	Eastern Ill.	3	2	
																		199	H	Saint Louis	3	2	
																		208	A	Austin Peay	1	3	
																		208	H	Austin Peay	3	0	
																		208	N	Austin Peay	1	3	
																		210	N	Siena	3	0	
																		222	N	Towson	3	1	
																		238	A	Murray St.	3	0	
																		238	H	Murray St.	2	3	
																		244	H	Jacksonville St.	3	0	
																		253	A	SIU Edwardsville	3	2	
																		253	H	SIU Edwardsville	1	3	
																		254	A	Tennessee St.	3	1	
																		292	A	UT Martin	2	3	
																		292	H	UT Martin	3	0	
																		300	A	Tennessee Tech	3	1	
LAST 10 GAMES																							
						208	N	Austin Peay		1	3	188	A	Eastern Ill.		1	3	254	A	Tennessee St.	3	1	
						300	A	Tennessee Tech		3	1	253	A	SIU Edwardsville		3	2	292	A	UT Martin	2	3	
						292	H	UT Martin		3	0	69	A	Missouri St.		0	3	292	H	UT Martin	3	0	
						208	H	Austin Peay		3	0	91	H	Morehead St.		2	3	300	A	Tennessee Tech	3	1	
						238	H	Murray St.		2	3	184	H	Eastern Ky.		3	2						

Non-Div. I Games:

Southeast Mo. St.

Average RPI Win:	212	WON-LOST RECORD	WINNING PCT. RANK	LAST 10 GAMES		STRENGTH OF SCHEDULE	OPP. STRENGTH OF SCHEDULE	TEAM RPI	ADJ RPI	CONF. RPI	ADJ CONF. RPI				
DIV. I ONLY		16- 13	.55172	139	4- 6	216	169	171	.48444	174	17	17			
DIV. I NON-CONF.		10- 3	.76923	52	0- 0	217	152	99	.54536	101	17	17			
<hr/>															
TOTALS	RPI 1-25		RPI 26-50		W-L RECORDS		RPI 51-100		RPI 101-150		RPI 150+				
16- 13	0- 0		0- 0		OVERALL		2- 3		1- 6		13- 4				
4- 6	0- 0		0- 0		HOME		2- 0		0- 3		2- 3				
6- 5	0- 0		0- 0		AWAY		0- 2		0- 2		6- 1				
6- 2	0- 0		0- 0		NEUTRAL		0- 1		1- 1		5- 0				
10- 3	0- 0		0- 0		NON-CONFERENCE		1- 1		1- 2		8- 0				
2- 1	0- 0		0- 0		HOME		1- 0		0- 1		1- 0				
3- 0	0- 0		0- 0		AWAY		0- 0		0- 0		3- 0				
5- 2	0- 0		0- 0		NEUTRAL		0- 1		1- 1		4- 0				
6- 10	0- 0		0- 0		CONFERENCE		1- 2		0- 4		5- 4				
2- 5	0- 0		0- 0		HOME		1- 0		0- 2		1- 3				
3- 5	0- 0		0- 0		AWAY		0- 2		0- 2		3- 1				
1- 0	0- 0		0- 0		NEUTRAL		0- 0		0- 0		1- 0				
RPI	S	Opponent	Score	RPI	S	Opponent	Score	RPI	S	Opponent	Score	RPI	S	Opponent	Score
						52 N North Carolina St.	0 3			102 A Valparaiso	0 3				
						79 A Milwaukee	0 3			102 H Valparaiso	2 3				
						79 A Milwaukee	1 3			108 N Wake Forest	0 3				
						79 H Milwaukee	3 2			132 N Eastern Mich.	3 1				
						89 H UC Irvine	3 2			141 A Green Bay	1 3				
										141 H Green Bay	2 3				
										143 H IPFW	1 3				
										155 A James Madison	3 1				
										179 A Oakland	3 2				
										179 H Oakland	0 3				
										179 N Oakland	3 1				
										192 A Youngstown St.	0 3				
										192 H Youngstown St.	2 3				
										198 H High Point	3 0				
										227 N Navy	3 1				
										234 N Campbell	3 1				
										235 N Northern Ky.	3 0				
										263 A Cincinnati	3 0				
										264 A Ill.-Chicago	3 1				
										264 H Ill.-Chicago	2 3				
										280 A Canisius	3 0				
										290 N Hartford	3 0				
										296 A Wright St.	3 1				
										296 H Wright St.	3 0				
						LAST 10 GAMES									
						79 A Milwaukee	1 3			102 A Valparaiso	0 3				
						179 N Oakland	3 1			296 H Wright St.	3 0				
						79 H Milwaukee	3 2			179 H Oakland	0 3				
						141 H Green Bay	2 3			192 H Youngstown St.	2 3				
						264 A Ill.-Chicago	3 1			141 A Green Bay	1 3				

Non-Div. I Games:

Cleveland St.

Average RPI Win:	271	WON-LOST RECORD	WINNING PCT. RANK	LAST 10 GAMES	STRENGTH OF SCHEDULE	OPP. STRENGTH OF SCHEDULE	TEAM RPI	ADJ RPI	CONF. RPI	ADJ CONF. RPI	
DIV. I ONLY		21- 9	.7 52	8- 2	287	301	172	.48408	175	28	28
DIV. I NON-CONF.		6- 4	.6 118	0- 0	259	269	188	.47243	190	29	29
<hr/>											
TOTALS	RPI 1-25	RPI 26-50		W-L RECORDS		RPI 51-100		RPI 101-150		RPI 150+	
21- 9	0- 0	0- 0		OVERALL		0- 0		1- 2		20- 7	
10- 2	0- 0	0- 0		HOME		0- 0		0- 0		10- 2	
9- 4	0- 0	0- 0		AWAY		0- 0		1- 2		8- 2	
2- 3	0- 0	0- 0		NEUTRAL		0- 0		0- 0		2- 3	
<hr/>											
6- 4	0- 0	0- 0		NON-CONFERENCE		0- 0		1- 2		5- 2	
3- 0	0- 0	0- 0		HOME		0- 0		0- 0		3- 0	
2- 2	0- 0	0- 0		AWAY		0- 0		1- 2		1- 0	
1- 2	0- 0	0- 0		NEUTRAL		0- 0		0- 0		1- 2	
<hr/>											
15- 5	0- 0	0- 0		CONFERENCE		0- 0		0- 0		15- 5	
7- 2	0- 0	0- 0		HOME		0- 0		0- 0		7- 2	
7- 2	0- 0	0- 0		AWAY		0- 0		0- 0		7- 2	
1- 1	0- 0	0- 0		NEUTRAL		0- 0		0- 0		1- 1	
<hr/>											
RPI S	Opponent	Score	RPI S	Opponent	Score	RPI S	Opponent	Score	RPI S	Opponent	Score
									101 A	Army	1 3
									103 A	Toledo	3 1
									145 A	Lehigh	2 3
									156 A	Fairfield	2 3
									156 H	Fairfield	1 3
									156 N	Fairfield	0 3
									172 N	Loyola Chicago	0 3
									188 N	Eastern Ill.	0 3
									210 A	Siena	3 2
									210 H	Siena	3 1
									223 A	Iona	1 3
									223 H	Iona	3 0
									223 N	Iona	3 2
									236 A	Manhattan	3 0
									236 H	Manhattan	2 3
									239 H	Dartmouth	3 1
									273 A	Lafayette	3 1
									280 A	Canisius	3 0
									280 H	Canisius	3 1
									283 A	Rider	3 1
283 H	Rider	3 2									
			LAST 10 GAMES						290 H	Hartford	3 0
									315 A	Niagara	3 0
									315 H	Niagara	3 0
									318 A	Quinnipiac	3 0
									318 H	Quinnipiac	3 0
									320 N	St. Francis Brooklyn	3 0

Non-Div. I Games:

Marist

RPI	S	Opponent	Score	
325	A	Saint Peter's	3	0
325	H	Saint Peter's	3	0
329	H	UMass Lowell	3	0

Marist

M
a
r
i
s
t

M
a
r
i
s
t

Average RPI Win:	217	WON-LOST	WINNING	LAST 10	STRENGTH OF	OPP. STRENGTH	TEAM	ADJ	CONF.	ADJ CONF.		
Average RPI Loss:	68	RECORD	PCT. RANK	GAMES	SCHEDULE	OF SCHEDULE	RPI	RPI	RPI	RPI		
DIV. I ONLY		9- 22	.29032	276	1- 9	56	54	183	.48395	176	4	4
DIV. I NON-CONF.		8- 6	.57143	141	0- 0	151	182	132	.51067	137	3	3
<hr/>												
TOTALS	RPI 1-25	RPI 26-50		W-L RECORDS		RPI 51-100		RPI 101-150		RPI 150+		
9- 22	0- 4	0- 8		OVERALL		1- 4		1- 4		7- 2		
2- 13	0- 2	0- 4		HOME		0- 3		0- 2		2- 2		
3- 8	0- 2	0- 3		AWAY		0- 1		1- 2		2- 0		
4- 1	0- 0	0- 1		NEUTRAL		1- 0		0- 0		3- 0		
8- 6	0- 0	0- 2		NON-CONFERENCE		1- 2		0- 0		7- 2		
2- 5	0- 0	0- 1		HOME		0- 2		0- 0		2- 2		
2- 0	0- 0	0- 0		AWAY		0- 0		0- 0		2- 0		
4- 1	0- 0	0- 1		NEUTRAL		1- 0		0- 0		3- 0		
1- 16	0- 4	0- 6		CONFERENCE		0- 2		1- 4		0- 0		
0- 8	0- 2	0- 3		HOME		0- 1		0- 2		0- 0		
1- 8	0- 2	0- 3		AWAY		0- 1		1- 2		0- 0		
0- 0	0- 0	0- 0		NEUTRAL		0- 0		0- 0		0- 0		
<hr/>												
RPI S	Opponent	Score	RPI S	Opponent	Score	RPI S	Opponent	Score	RPI S	Opponent	Score	
4 A	Florida	0 3	32 A	Texas A&M	0 3	63 A	Auburn	0 3	115 A	Ole Miss	1 3	
4 H	Florida	0 3	33 A	Alabama	0 3	63 H	Auburn	0 3	115 H	Ole Miss	1 3	
5 H	Missouri	0 3	34 H	LSU	2 3	64 H	VCU	2 3	123 A	South Carolina	3 0	
9 A	Kentucky	0 3	37 H	Arkansas	1 3	77 H	East Tenn. St.	1 3	123 H	South Carolina	1 3	
			40 A	Georgia	0 3	91 N	Morehead St.	3 2	138 A	Mississippi St.	0 3	
			40 H	Georgia	1 3				160 H	Georgia Tech	0 3	
			41 N	Butler	0 3				194 H	Coastal Caro.	3 1	
			46 H	Wichita St.	0 3				208 H	Austin Peay	3 0	
									241 N	UNC Asheville	3 1	
									244 H	Jacksonville St.	2 3	
									251 N	Charlotte	3 0	
									263 A	Cincinnati	3 0	
									291 A	Chattanooga	3 0	
									292 N	UT Martin	3 1	
<hr/>												
LAST 10 GAMES												
33 A	Alabama	0 3	115 H	Ole Miss	1 3							
63 A	Auburn	0 3	40 H	Georgia	1 3							
4 H	Florida	0 3	63 H	Auburn	0 3							
34 H	LSU	2 3	4 A	Florida	0 3							
32 A	Texas A&M	0 3	123 A	South Carolina	3 0							

Non-Div. I Games:

Tennessee

Average RPI Win: 228		WON-LOST RECORD		WINNING PCT. RANK		LAST 10 GAMES		STRENGTH OF SCHEDULE		OPP. STRENGTH OF SCHEDULE		TEAM RPI		ADJ RPI		CONF. RPI		ADJ CONF. RPI	
DIV. I ONLY		19- 14		.57576 124		8- 2		230		175		167		.48174 177		24		26	
DIV. I NON-CONF.		7- 9		.4375 203		0- 0		196		104		194		.4696 193		26		25	
TOTALS		RPI 1-25		RPI 26-50		W-L RECORDS		RPI 51-100		RPI 101-150		RPI 150+							
19- 14		0- 1		0- 0		OVERALL		0- 6		2- 2		17- 5							
13- 3		0- 0		0- 0		HOME		0- 1		2- 0		11- 2							
5- 7		0- 0		0- 0		AWAY		0- 5		0- 0		5- 2							
1- 4		0- 1		0- 0		NEUTRAL		0- 0		0- 2		1- 1							
7- 9		0- 1		0- 0		NON-CONFERENCE		0- 4		2- 2		5- 2							
6- 2		0- 0		0- 0		HOME		0- 0		2- 0		4- 2							
0- 4		0- 0		0- 0		AWAY		0- 4		0- 0		0- 0							
1- 3		0- 1		0- 0		NEUTRAL		0- 0		0- 2		1- 0							
12- 5		0- 0		0- 0		CONFERENCE		0- 2		0- 0		12- 3							
7- 1		0- 0		0- 0		HOME		0- 1		0- 0		7- 0							
5- 3		0- 0		0- 0		AWAY		0- 1		0- 0		5- 2							
0- 1		0- 0		0- 0		NEUTRAL		0- 0		0- 0		0- 1							
RPI S	Opponent	Score		RPI S	Opponent	Score		RPI S	Opponent	Score		RPI S	Opponent	Score					
25 N	Oregon	0 3						57 A	Northwestern	1 3		120 H	UAB	3 2					
								60 A	Western Ky.	1 3		138 H	Mississippi St.	3 0					
								75 A	Northern Ill.	1 3		139 N	Bakersfield	0 3					
								82 A	Fresno St.	2 3		146 N	Boise St.	0 3					
								91 A	Morehead St.	2 3		167 H	Miami (OH)	0 3					
								91 H	Morehead St.	0 3		173 H	Southeast Mo. St.	3 1					
												181 H	Arkansas St.	3 1					
												184 A	Eastern Ky.	3 1					
												184 H	Eastern Ky.	3 0					
												188 H	Eastern Ill.	3 1					
												208 A	Austin Peay	3 0					
												226 H	Memphis	2 3					
												238 A	Murray St.	3 1					
												243 H	Evansville	3 1					
												244 A	Jacksonville St.	3 0					
												244 H	Jacksonville St.	3 0					
												253 A	SIU Edwardsville	1 3					
												253 N	SIU Edwardsville	1 3					
												254 A	Tennessee St.	2 3					
												254 H	Tennessee St.	3 0					
												276 N	Columbia	3 2					
												277 H	Gardner-Webb	3 2					
												291 H	Chattanooga	3 0					
												292 H	UT Martin	3 0					
												300 A	Tennessee Tech	3 0					
												300 H	Tennessee Tech	3 1					
LAST 10 GAMES																			
253 N	SIU Edwardsville	1 3		238 A	Murray St.	3 1		291 H	Chattanooga	3 0									
188 H	Eastern Ill.	3 1		208 A	Austin Peay	3 0		292 H	UT Martin	3 0									
254 H	Tennessee St.	3 0		244 H	Jacksonville St.	3 0		300 A	Tennessee Tech	3 0									
91 A	Morehead St.	2 3		300 H	Tennessee Tech	3 1		300 H	Tennessee Tech	3 1									
184 A	Eastern Ky.	3 1		292 H	UT Martin	3 0													

Non-Div. I Games:

Belmont

F
I
U

FIU					Through Games Of Through Matches of Nov. 24, 2013							
Average RPI Win: 208 Average RPI Loss: 114		WON-LOST RECORD	WINNING PCT. RANK	LAST 10 GAMES	STRENGTH OF SCHEDULE	OPP. STRENGTH OF SCHEDULE	TEAM RPI	ADJ RPI	CONF. RPI	ADJ CONF. RPI		
DIV. I ONLY		13- 17	.43333	207	4- 6	138	126	188	.48144	178	11	11
DIV. I NON-CONF.		6- 7	.46154	190	0- 0	207	171	201	.47094	192	12	11
TOTALS		RPI 1-25	RPI 26-50		W-L RECORDS		RPI 51-100		RPI 101-150		RPI 150+	
13- 17	0- 0		0- 5		OVERALL		1- 3		3- 3		9- 6	
8- 6	0- 0		0- 2		HOME		0- 1		3- 2		5- 1	
3- 8	0- 0		0- 2		AWAY		1- 2		0- 1		2- 3	
2- 3	0- 0		0- 1		NEUTRAL		0- 0		0- 0		2- 2	
6- 7	0- 0		0- 2		NON-CONFERENCE		0- 1		1- 1		5- 3	
4- 3	0- 0		0- 1		HOME		0- 1		1- 0		3- 1	
0- 2	0- 0		0- 1		AWAY		0- 0		0- 1		0- 0	
2- 2	0- 0		0- 0		NEUTRAL		0- 0		0- 0		2- 2	
7- 10	0- 0		0- 3		CONFERENCE		1- 2		2- 2		4- 3	
4- 3	0- 0		0- 1		HOME		0- 0		2- 2		2- 0	
3- 6	0- 0		0- 1		AWAY		1- 2		0- 0		2- 3	
0- 1	0- 0		0- 1		NEUTRAL		0- 0		0- 0		0- 0	
RPI S	Opponent	Score	RPI S	Opponent	Score	RPI S	Opponent	Score	RPI S	Opponent	Score	
			29 A	Purdue	0 3	56 A	Tulane	0 3	120 H	UAB	3 0	
			33 H	Alabama	0 3	86 A	Middle Tenn.	0 3	123 A	South Carolina	0 3	
			39 H	Tulsa	0 3	86 A	Middle Tenn.	3 2	124 H	North Texas	3 0	
			39 N	Tulsa	2 3	96 H	Jacksonville	2 3	125 H	Marshall	0 3	
			47 A	UTSA	0 3				148 H	UNC Wilmington	3 1	
									149 H	Rice	1 3	
									151 A	UTEP	0 3	
									164 H	FGCU	2 3	
									170 N	Syracuse	2 3	
									180 A	Southern Miss.	3 1	
									193 A	Fla. Atlantic	2 3	
									193 H	Fla. Atlantic	3 0	
									198 N	High Point	2 3	
									202 H	Houston Baptist	3 1	
									233 A	East Carolina	1 3	
									235 N	Northern Ky.	3 1	
									251 H	Charlotte	3 2	
									275 H	South Dakota St.	3 0	
									279 A	Louisiana Tech	3 0	
									291 H	Chattanooga	3 0	
									321 N	South Carolina St.	3 0	
					LAST 10 GAMES							
			39 N	Tulsa	2 3	86 A	Middle Tenn.	0 3				
			86 A	Middle Tenn.	3 2	149 H	Rice	1 3				
			124 H	North Texas	3 0	279 A	Louisiana Tech	3 0				
			193 A	Fla. Atlantic	2 3	233 A	East Carolina	1 3				
			180 A	Southern Miss.	3 1	56 A	Tulane	0 3				

F
I
U

Non-Div. I Games:

FIU

Average RPI Win:	210	WON-LOST	WINNING	LAST 10	STRENGTH OF	OPP. STRENGTH	TEAM	ADJ	CONF.	ADJ CONF.	
Average RPI Loss:	118	RECORD	PCT. RANK	GAMES	SCHEDULE	OF SCHEDULE	RPI	RPI	RPI	RPI	
DIV. I ONLY	15- 15	.5	171	7- 3	213	131	191	.48076	179	17	17
DIV. I NON-CONF.	6- 9	.4	220	0- 0	231	88	222	.45388	213	17	17
<hr/>											
TOTALS	RPI 1-25	RPI 26-50		W-L RECORDS		RPI 51-100		RPI 101-150		RPI 150+	
15- 15	0- 0	0- 0		OVERALL		0- 7		3- 5		12- 3	
6- 5	0- 0	0- 0		HOME		0- 2		2- 2		4- 1	
5- 6	0- 0	0- 0		AWAY		0- 3		0- 3		5- 0	
4- 4	0- 0	0- 0		NEUTRAL		0- 2		1- 0		3- 2	
6- 9	0- 0	0- 0		NON-CONFERENCE		0- 5		1- 3		5- 1	
1- 3	0- 0	0- 0		HOME		0- 1		0- 2		1- 0	
1- 3	0- 0	0- 0		AWAY		0- 2		0- 1		1- 0	
4- 3	0- 0	0- 0		NEUTRAL		0- 2		1- 0		3- 1	
9- 6	0- 0	0- 0		CONFERENCE		0- 2		2- 2		7- 2	
5- 2	0- 0	0- 0		HOME		0- 1		2- 0		3- 1	
4- 3	0- 0	0- 0		AWAY		0- 1		0- 2		4- 0	
0- 1	0- 0	0- 0		NEUTRAL		0- 0		0- 0		0- 1	
RPI	S	Opponent	Score	RPI	S	Opponent	Score	RPI	S	Opponent	Score
						54 N Colorado	0 3	102 A Valparaiso		1 3	
						63 N Auburn	0 3	102 H Valparaiso		3 2	
						75 A Northern Ill.	0 3	132 A Eastern Mich.		0 3	
						79 A Milwaukee	1 3	136 H Oregon St.		0 3	
						79 H Milwaukee	0 3	137 H Villanova		1 3	
						81 H Bowling Green	0 3	141 A Green Bay		2 3	
						99 A Notre Dame	1 3	141 H Green Bay		3 1	
								143 N IPFW		3 1	
								170 A Syracuse		3 1	
								172 N Loyola Chicago		3 1	
								174 A Cleveland St.		3 0	
								174 H Cleveland St.		2 3	
								174 N Cleveland St.		1 3	
								191 H Central Mich.		3 1	
								192 A Youngstown St.		3 1	
								192 H Youngstown St.		3 1	
								242 N Western Ill.		2 3	
								264 A Ill.-Chicago		3 0	
								264 H Ill.-Chicago		3 2	
								266 N Stony Brook		3 0	
								284 N Rutgers		3 1	
								296 A Wright St.		3 0	
								296 H Wright St.		3 0	
LAST 10 GAMES											
			174 N Cleveland St.	1 3			174 A Cleveland St.	3 0			
			102 H Valparaiso	3 2			79 H Milwaukee	0 3			
			264 H Ill.-Chicago	3 2			141 H Green Bay	3 1			
			296 H Wright St.	3 0			264 A Ill.-Chicago	3 0			
			192 A Youngstown St.	3 1			102 A Valparaiso	1 3			

Non-Div. I Games:

Oakland

[illegible]

Non-Div. I Games:

Southern Miss.

Average RPI Win: 223		WON-LOST RECORD		WINNING PCT. RANK		LAST 10 GAMES		STRENGTH OF SCHEDULE		OPP. STRENGTH OF SCHEDULE		TEAM RPI		ADJ RPI		CONF. RPI		ADJ CONF. RPI	
DIV. I ONLY		15- 20		.42857 213		4- 6		112		183		182		.48067 181		15		15	
DIV. I NON-CONF.		5- 10		.33333 248		0- 0		112		170		199		.4714 191		16		16	
TOTALS		RPI 1-25		RPI 26-50		W-L RECORDS		RPI 51-100		RPI 101-150		RPI 150+							
15- 20		0- 1		0- 1		OVERALL		0- 4		3- 8		12- 6							
6- 4		0- 0		0- 0		HOME		0- 1		1- 1		5- 2							
5- 9		0- 1		0- 1		AWAY		0- 1		1- 2		4- 4							
4- 7		0- 0		0- 0		NEUTRAL		0- 2		1- 5		3- 0							
5- 10		0- 1		0- 1		NON-CONFERENCE		0- 2		0- 5		5- 1							
1- 0		0- 0		0- 0		HOME		0- 0		0- 0		1- 0							
1- 4		0- 1		0- 1		AWAY		0- 0		0- 1		1- 1							
3- 6		0- 0		0- 0		NEUTRAL		0- 2		0- 4		3- 0							
10- 10		0- 0		0- 0		CONFERENCE		0- 2		3- 3		7- 5							
5- 4		0- 0		0- 0		HOME		0- 1		1- 1		4- 2							
4- 5		0- 0		0- 0		AWAY		0- 1		1- 1		3- 3							
1- 1		0- 0		0- 0		NEUTRAL		0- 0		1- 1		0- 0							
RPI	S	Opponent		Score		RPI	S	Opponent		Score		RPI	S	Opponent		Score			
5	A	Missouri		0 3		33	A	Alabama		0 3		60	A	Western Ky.		0 3			
												60	H	Western Ky.		0 3			
												73	N	Ga. Southern		1 3			
												88	N	Pittsburgh		0 3			
												104	A	Texas St.		3 2			
												104	H	Texas St.		3 2			
												104	N	Texas St.		0 3			
												115	A	Ole Miss		1 3			
												116	N	Idaho St.		0 3			
												120	N	UAB		0 3			
												129	A	UALR		1 3			
												129	H	UALR		2 3			
												129	N	UALR		3 2			
												131	N	South Dakota		1 3			
												138	N	Mississippi St.		1 3			
												161	A	Texas-Arlington		3 2			
												161	H	Texas-Arlington		0 3			
												177	A	Belmont		1 3			
												189	A	South Ala.		0 3			
												189	H	South Ala.		3 2			
												206	A	La.-Lafayette		0 3			
												206	H	La.-Lafayette		0 3			
												211	N	Kennesaw St.		3 2			
												217	A	Troy		1 3			
												217	H	Troy		3 2			
												226	A	Memphis		3 1			
												260	A	Georgia St.		3 1			
												260	H	Georgia St.		3 2			
												287	A	La.-Monroe		3 0			
												287	H	La.-Monroe		3 0			
												292	N	UT Martin		3 1			
						LAST 10 GAMES													
						104	N	Texas St.		0 3		217	A	Troy		1 3			
						129	N	UALR		3 2		206	A	La.-Lafayette		0 3			
						104	H	Texas St.		3 2		189	A	South Ala.		0 3			
						287	A	La.-Monroe		3 0		129	H	UALR		2 3			
						260	A	Georgia St.		3 1		60	A	Western Ky.		0 3			

Non-Div. I Games:

Arkansas St.

RPI	S	Opponent	Score	
295	N	Nicholls St.	3	0
319	H	Ark.-Pine Bluff	3	0

Arkansas St.

A
r
k
a
n
s
a
s
s
t
.

A
r
k
a
n
s
a
s
s
t
.

Average RPI Win:	246	WON-LOST	WINNING	LAST 10	STRENGTH OF	OPP. STRENGTH	TEAM	ADJ	CONF.	ADJ CONF.	
Average RPI Loss:	139	RECORD	PCT. RANK	GAMES	SCHEDULE	OF SCHEDULE	RPI	RPI	RPI	RPI	
DIV. I ONLY	18- 10	.64286	78	4- 6	283	224	180	.4798	182	14	14
DIV. I NON-CONF.	9- 3	.75	57	0- 0	309	299	183	.47778	183	14	14
<hr/>											
TOTALS	RPI 1-25	RPI 26-50		W-L RECORDS		RPI 51-100		RPI 101-150		RPI 150+	
18- 10	0- 0	0- 2		OVERALL		1- 1		0- 3		17- 4	
8- 2	0- 0	0- 1		HOME		1- 0		0- 0		7- 1	
5- 8	0- 0	0- 1		AWAY		0- 1		0- 3		5- 3	
5- 0	0- 0	0- 0		NEUTRAL		0- 0		0- 0		5- 0	
9- 3	0- 0	0- 0		NON-CONFERENCE		0- 0		0- 1		9- 2	
2- 1	0- 0	0- 0		HOME		0- 0		0- 0		2- 1	
2- 2	0- 0	0- 0		AWAY		0- 0		0- 1		2- 1	
5- 0	0- 0	0- 0		NEUTRAL		0- 0		0- 0		5- 0	
9- 7	0- 0	0- 2		CONFERENCE		1- 1		0- 2		8- 2	
6- 1	0- 0	0- 1		HOME		1- 0		0- 0		5- 0	
3- 6	0- 0	0- 1		AWAY		0- 1		0- 2		3- 2	
0- 0	0- 0	0- 0		NEUTRAL		0- 0		0- 0		0- 0	
<hr/>											
RPI S	Opponent	Score	RPI S	Opponent	Score	RPI S	Opponent	Score	RPI S	Opponent	Score
			36 A Louisville	1	3	92 A SMU	0	3	111 A UCF	0	3
			36 H Louisville	0	3	92 H SMU	3	1	134 A South Fla.	0	3
						135 A Buffalo	0	3			
						159 N Radford	3	1			
						168 A Penn	2	3			
						197 A Houston	1	3			
						197 H Houston	3	1			
						200 H Hofstra	1	3			
						203 A UConn	3	0			
						203 H UConn	3	0			
			221 H Brown	3	0						
			226 A Memphis	3	1						
			226 H Memphis	3	0						
			250 N Coppin St.	3	1						
			263 A Cincinnati	3	1						
			263 H Cincinnati	3	1						
			267 A George Mason	3	1						
			284 A Rutgers	1	3						
			284 H Rutgers	3	0						
			303 A NJIT	3	2						
			304 N Weber St.	3	1						
LAST 10 GAMES			315 N Niagara	3	2						
			203 A UConn	3	0	323 N La Salle	3	1			
			284 A Rutgers	1	3	327 H Delaware St.	3	0			
			197 A Houston	1	3						
			92 A SMU	0	3						
			226 A Memphis	3	1						
			263 H Cincinnati	3	1						
			36 H Louisville	0	3						
			134 A South Fla.	0	3						
			111 A UCF	0	3						
			284 H Rutgers	3	0						

Non-Div. I Games:

Temple

Average RPI Win:		200	WON-LOST RECORD		WINNING PCT. RANK		LAST 10 GAMES		STRENGTH OF SCHEDULE		OPP. STRENGTH OF SCHEDULE		TEAM RPI		ADJ RPI		CONF. RPI		ADJ CONF. RPI	
Average RPI Loss:		120	14- 16		.46667 196		6- 4		145		145		179		.47755 183		25		25	
DIV. I ONLY			4- 6		.4 220		0- 0		19		9		83		.56226 80		20		18	
DIV. I NON-CONF.																				
TOTALS		RPI 1-25		RPI 26-50		W-L RECORDS		RPI 51-100		RPI 101-150		RPI 150+								
14- 16		0- 2		0- 4		OVERALL		1- 2		3- 3		10- 5								
7- 6		0- 0		0- 1		HOME		1- 1		0- 2		6- 2								
5- 8		0- 2		0- 1		AWAY		0- 1		1- 1		4- 3								
2- 2		0- 0		0- 2		NEUTRAL		0- 0		2- 0		0- 0								
4- 6		0- 2		0- 4		NON-CONFERENCE		1- 0		2- 0		1- 0								
2- 1		0- 0		0- 1		HOME		1- 0		0- 0		1- 0								
0- 3		0- 2		0- 1		AWAY		0- 0		0- 0		0- 0								
2- 2		0- 0		0- 2		NEUTRAL		0- 0		2- 0		0- 0								
10- 10		0- 0		0- 0		CONFERENCE		0- 2		1- 3		9- 5								
5- 5		0- 0		0- 0		HOME		0- 1		0- 2		5- 2								
5- 5		0- 0		0- 0		AWAY		0- 1		1- 1		4- 3								
0- 0		0- 0		0- 0		NEUTRAL		0- 0		0- 0		0- 0								
RPI S	Opponent		Score		RPI S	Opponent		Score		RPI S	Opponent		Score		RPI S	Opponent		Score		
16 A	Creighton		0	3	30 N	California		0	3	84 A	Portland St.		0	3	104 N	Texas St.		3	1	
20 A	Colorado St.		0	3	32 H	Texas A&M		1	3	84 H	Portland St.		1	3	106 A	North Dakota		3	1	
					37 N	Arkansas		0	3	90 H	Baylor		3	0	106 H	North Dakota		2	3	
					39 A	Tulsa		1	3						116 A	Idaho St.		0	3	
															116 H	Idaho St.		0	3	
															134 N	South Fla.		3	1	
															162 H	Cal Poly		3	1	
															171 A	Northern Ariz.		3	2	
															171 H	Northern Ariz.		3	2	
															204 A	Montana		0	3	
															204 H	Montana		2	3	
															231 A	Sacramento St.		2	3	
															231 H	Sacramento St.		3	0	
															232 A	Eastern Wash.		3	2	
															232 H	Eastern Wash.		3	1	
															286 A	Montana St.		3	1	
															286 H	Montana St.		3	0	
															298 A	Southern Utah		3	0	
															298 H	Southern Utah		3	0	
															304 A	Weber St.		2	3	
															304 H	Weber St.		2	3	
				LAST 10 GAMES																
															171 H	Northern Ariz.		3	2	
															298 H	Southern Utah		3	0	
															84 A	Portland St.		0	3	
															232 A	Eastern Wash.		3	2	
															231 H	Sacramento St.		3	0	
															106 A	North Dakota		3	1	
															116 A	Idaho St.		0	3	
															304 A	Weber St.		2	3	
															204 H	Montana		2	3	
															286 H	Montana St.		3	0	

Non-Div. I Games:

Northern Colo.

Average RPI Win:		235	WON-LOST RECORD		WINNING PCT. RANK		LAST 10 GAMES		STRENGTH OF SCHEDULE		OPP. STRENGTH OF SCHEDULE		TEAM RPI	ADJ RPI		CONF. RPI	ADJ CONF. RPI				
DIV. I ONLY			18- 16		.52941 160		6- 4		175		208		168	.47646 184		24	26				
DIV. I NON-CONF.			8- 8		.5 165		0- 0		142		133		143	.50667 143		26	25				
TOTALS		RPI 1-25		RPI 26-50		W-L RECORDS		RPI 51-100		RPI 101-150		RPI 150+									
18- 16		0- 2		0- 2		OVERALL		1- 1		1- 2		16- 9									
7- 3		0- 0		0- 0		HOME		1- 0		1- 0		5- 3									
7- 7		0- 2		0- 0		AWAY		0- 1		0- 1		7- 3									
4- 6		0- 0		0- 2		NEUTRAL		0- 0		0- 1		4- 3									
8- 8		0- 2		0- 2		NON-CONFERENCE		0- 0		1- 2		7- 2									
2- 0		0- 0		0- 0		HOME		0- 0		1- 0		1- 0									
3- 3		0- 2		0- 0		AWAY		0- 0		0- 1		3- 0									
3- 5		0- 0		0- 2		NEUTRAL		0- 0		0- 1		3- 2									
10- 8		0- 0		0- 0		CONFERENCE		1- 1		0- 0		9- 7									
5- 3		0- 0		0- 0		HOME		1- 0		0- 0		4- 3									
4- 4		0- 0		0- 0		AWAY		0- 1		0- 0		4- 3									
1- 1		0- 0		0- 0		NEUTRAL		0- 0		0- 0		1- 1									
RPI	S	Opponent		Score		RPI	S	Opponent		Score		RPI	S	Opponent		Score					
2	A	Penn St.		0	3	41	N	Butler		0	3	91	A	Morehead St.		0	3				
24	A	Arizona		0	3	43	N	Yale		1	3	91	H	Morehead St.		3	2				
												110	N	Southern Ill.		1	3				
												125	A	Marshall		1	3				
												125	H	Marshall		3	1				
												152	N	Utah Valley		1	3				
												159	A	Radford		3	2				
												173	A	Southeast Mo. St.		2	3				
												177	A	Belmont		0	3				
												177	H	Belmont		1	3				
												188	H	Eastern Ill.		3	0				
												188	N	Eastern Ill.		3	2				
												208	A	Austin Peay		0	3				
												211	N	Kennesaw St.		3	2				
												212	N	Kent St.		2	3				
												235	H	Northern Ky.		3	1				
												237	N	Albany (NY)		3	2				
												238	H	Murray St.		1	3				
												244	A	Jacksonville St.		3	1				
												244	H	Jacksonville St.		3	1				
												253	H	SIU Edwardsville		2	3				
												253	N	SIU Edwardsville		1	3				
254	A	Tennessee St.		3	0																
254	H	Tennessee St.		3	1																
292	A	UT Martin		3	1																
296	A	Wright St.		3	1																
300	A	Tennessee Tech		3	0																
300	H	Tennessee Tech		3	0																
302	A	Saint Francis (PA)		3	1																
LAST 10 GAMES																					
253 N SIU Edwardsville						1	3	177 H Belmont						1	3	292 A UT Martin				3	1
188 N Eastern Ill.						3	2	300 A Tennessee Tech						3	0	296 A Wright St.				3	1
238 H Murray St.						1	3	244 A Jacksonville St.						3	1	300 A Tennessee Tech				3	0
91 H Morehead St.						3	2	292 A UT Martin						3	1	300 H Tennessee Tech				3	0
254 H Tennessee St.						3	1	173 A Southeast Mo. St.						2	3	302 A Saint Francis (PA)				3	1

Non-Div. I Games:

Eastern Ky.

RPI	S	Opponent	Score	
314	N	N.C. A&T	3	0

Eastern Ky.

E
a
s
t
e
r
n
K
y
.

E
a
s
t
e
r
n
K
y
.

Average RPI Win:	263	WON-LOST	WINNING	LAST 10	STRENGTH OF	OPP. STRENGTH	TEAM	ADJ	CONF.	ADJ CONF.	
Average RPI Loss:	107	RECORD	PCT. RANK	GAMES	SCHEDULE	OF SCHEDULE	RPI	RPI	RPI	RPI	
DIV. I ONLY	15- 15	.5	171	3- 5	210	217	197	.47528	185	20	20
DIV. I NON-CONF.	8- 5	.61538	112	0- 0	256	229	179	.48191	177	22	22
<hr/>											
TOTALS	RPI 1-25	RPI 26-50		W-L RECORDS		RPI 51-100		RPI 101-150		RPI 150+	
15- 15	0- 0	0- 3		OVERALL		0- 5		0- 4		15- 3	
6- 4	0- 0	0- 1		HOME		0- 2		0- 0		6- 1	
4- 8	0- 0	0- 1		AWAY		0- 3		0- 3		4- 1	
5- 3	0- 0	0- 1		NEUTRAL		0- 0		0- 1		5- 1	
8- 5	0- 0	0- 0		NON-CONFERENCE		0- 1		0- 3		8- 1	
1- 0	0- 0	0- 0		HOME		0- 0		0- 0		1- 0	
2- 3	0- 0	0- 0		AWAY		0- 1		0- 2		2- 0	
5- 2	0- 0	0- 0		NEUTRAL		0- 0		0- 1		5- 1	
7- 10	0- 0	0- 3		CONFERENCE		0- 4		0- 1		7- 2	
5- 4	0- 0	0- 1		HOME		0- 2		0- 0		5- 1	
2- 5	0- 0	0- 1		AWAY		0- 2		0- 1		2- 1	
0- 1	0- 0	0- 1		NEUTRAL		0- 0		0- 0		0- 0	
RPI	S	Opponent	Score	RPI	S	Opponent	Score	RPI	S	Opponent	Score
45	A	Central Ark.	0 3	83	A	TCU	1 3	111	A	UCF	2 3
45	H	Central Ark.	0 3	95	A	Oral Roberts	2 3	115	N	Ole Miss	0 3
45	N	Central Ark.	0 3	95	H	Oral Roberts	1 3	124	A	North Texas	0 3
				97	A	Northwestern St.	1 3	127	A	A&M-Corpus Christi	1 3
				97	H	Northwestern St.	1 3	157	N	George Washington	2 3
								163	H	Sam Houston St.	0 3
								180	A	Southern Miss.	3 0
								197	N	Houston	3 2
								202	A	Houston Baptist	2 3
								214	N	Elon	3 2
								217	N	Troy	3 2
								249	H	Lamar	3 1
								265	A	Southeastern La.	3 0
								265	H	Southeastern La.	3 0
								268	H	McNeese St.	3 2
								279	H	Louisiana Tech	3 2
								287	A	La.-Monroe	3 0
								295	H	Nicholls St.	3 2
								297	A	New Orleans	3 1
								297	H	New Orleans	3 0
								309	N	Jackson St.	3 0
								330	N	Grambling	3 0
LAST 10 GAMES											
45	N	Central Ark.	0 3	45	H	Central Ark.	0 3				
97	H	Northwestern St.	1 3	249	H	Lamar	3 1				
95	H	Oral Roberts	1 3	163	H	Sam Houston St.	0 3				
297	A	New Orleans	3 1	202	A	Houston Baptist	2 3				
265	A	Southeastern La.	3 0	127	A	A&M-Corpus Christi	1 3				

Non-Div. I Games:	Abilene Christian	3	1	Incarnate Word	2	3
-------------------	-------------------	---	---	----------------	---	---

Stephen F. Austin

Average RPI Win:		245	WON-LOST		WINNING		LAST 10		STRENGTH OF		OPP. STRENGTH		TEAM		ADJ		CONF.		ADJ CONF.	
Average RPI Loss:		122	RECORD		PCT. RANK		GAMES		SCHEDULE		OF SCHEDULE		RPI		RPI		RPI		RPI	
DIV. I ONLY			15- 16		.48387		185		5- 5		195		216		195		.47254		186	
DIV. I NON-CONF.			8- 8		.5		165		1- 0		178		220		180		.47826		182	
TOTALS		RPI 1-25		RPI 26-50		W-L RECORDS		RPI 51-100		RPI 101-150		RPI 150+								
15- 16		0- 1		0- 0		OVERALL		0- 5		1- 5		14- 5								
9- 4		0- 0		0- 0		HOME		0- 3		1- 0		8- 1								
3- 8		0- 0		0- 0		AWAY		0- 2		0- 3		3- 3								
3- 4		0- 1		0- 0		NEUTRAL		0- 0		0- 2		3- 1								
8- 8		0- 1		0- 0		NON-CONFERENCE		0- 1		0- 4		8- 2								
5- 1		0- 0		0- 0		HOME		0- 1		0- 0		5- 0								
0- 3		0- 0		0- 0		AWAY		0- 0		0- 2		0- 1								
3- 4		0- 1		0- 0		NEUTRAL		0- 0		0- 2		3- 1								
7- 8		0- 0		0- 0		CONFERENCE		0- 4		1- 1		6- 3								
4- 3		0- 0		0- 0		HOME		0- 2		1- 0		3- 1								
3- 5		0- 0		0- 0		AWAY		0- 2		0- 1		3- 2								
0- 0		0- 0		0- 0		NEUTRAL		0- 0		0- 0		0- 0								
RPI	S	Opponent		Score		RPI	S	Opponent		Score		RPI	S	Opponent		Score				
13	N	Minnesota		0 3								101	N	Army		0 3				
								64 A VCU		0 3		102	A	Valparaiso		0 3				
								80 H Northeastern		1 3		112	A	Dayton		0 3				
								98 A Duquesne		1 3		112	H	Dayton		3 2				
								98 H Duquesne		1 3		117	N	Iowa		0 3				
												145	A	Lehigh		0 3				
												151	H	UTEP		3 0				
												157	A	George Washington		3 1				
												157	A	George Washington		1 3				
												157	H	George Washington		2 3				
												199	A	Saint Louis		1 3				
												199	H	Saint Louis		3 2				
												203	N	UConn		2 3				
												205	N	New Hampshire		3 2				
												205	N	New Hampshire		3 0				
												221	H	Brown		3 2				
												239	A	Dartmouth		1 3				
												267	H	George Mason		3 1				
												289	A	Fordham		3 0				
												289	H	Fordham		3 0				
												290	H	Hartford		3 2				
												311	H	Providence		3 0				
												323	A	La Salle		3 0				
												325	N	Saint Peter's		3 0				
												329	H	UMass Lowell		3 0				
LAST 10 GAMES																				
157 A		George Washington		1 3		199 H		Saint Louis		3 2		64 H		VCU		0 3				
289 H		Fordham		3 0		267 H		George Mason		3 1		311 H		Providence		3 0				
157 A		George Washington		3 1		112 A		Dayton		0 3										
199 A		Saint Louis		1 3																
64 A		VCU		0 3																

Non-Div. I Games:

Rhode Island

Average RPI Win:		234	WON-LOST RECORD		WINNING PCT. RANK		LAST 10 GAMES		STRENGTH OF SCHEDULE		OPP. STRENGTH OF SCHEDULE		TEAM RPI		ADJ RPI		CONF. RPI		ADJ CONF. RPI	
DIV. I ONLY			11- 18		.37931 244		7- 3		76		194		184		.47242 187		27		27	
DIV. I NON-CONF.			1- 12		.07692 309		0- 0		58		40		233		.43868 226		27		27	
TOTALS		RPI 1-25		RPI 26-50		W-L RECORDS		RPI 51-100		RPI 101-150		RPI 150+								
11- 18		0- 2		0- 1		OVERALL		0- 5		0- 2		11- 8								
6- 2		0- 0		0- 0		HOME		0- 0		0- 0		6- 2								
4- 8		0- 2		0- 0		AWAY		0- 2		0- 0		4- 4								
1- 8		0- 0		0- 1		NEUTRAL		0- 3		0- 2		1- 2								
1- 12		0- 2		0- 1		NON-CONFERENCE		0- 5		0- 2		1- 2								
1- 0		0- 0		0- 0		HOME		0- 0		0- 0		1- 0								
0- 5		0- 2		0- 0		AWAY		0- 2		0- 0		0- 1								
0- 7		0- 0		0- 1		NEUTRAL		0- 3		0- 2		0- 1								
10- 6		0- 0		0- 0		CONFERENCE		0- 0		0- 0		10- 6								
5- 2		0- 0		0- 0		HOME		0- 0		0- 0		5- 2								
4- 3		0- 0		0- 0		AWAY		0- 0		0- 0		4- 3								
1- 1		0- 0		0- 0		NEUTRAL		0- 0		0- 0		1- 1								
RPI	S	Opponent		Score		RPI	S	Opponent		Score		RPI	S	Opponent		Score				
9	A	Kentucky		0	3	49	N	Ohio St.		0	3	123	N	South Carolina		0	3			
18	A	Duke		0	3							141	N	Green Bay		0	3			
												159	A	Radford		0	3			
												159	H	Radford		3	2			
												159	N	Radford		2	3			
												169	H	Georgetown		3	1			
												194	H	Coastal Caro.		3	0			
												198	A	High Point		0	3			
												198	H	High Point		2	3			
												218	A	William & Mary		1	3			
												229	N	UMBC		1	3			
												234	A	Campbell		3	1			
												234	H	Campbell		3	0			
												241	A	UNC Asheville		3	0			
												241	H	UNC Asheville		3	0			
												241	N	UNC Asheville		3	1			
												246	A	Winthrop		2	3			
												272	A	Presbyterian		3	1			
												277	A	Gardner-Webb		3	0			
												277	H	Gardner-Webb		2	3			
												308	H	Charleston So.		3	0			
LAST 10 GAMES																				
159 N Radford						2	3	198 H High Point						2	3					
241 N UNC Asheville						3	1	159 H Radford						3	2					
277 A Gardner-Webb						3	0	246 A Winthrop						2	3					
241 A UNC Asheville						3	0	272 A Presbyterian						3	1					
234 H Campbell						3	0	194 H Coastal Caro.						3	0					

Non-Div. I Games:

Liberty

Average RPI Win:	252	WON-LOST	WINNING	LAST 10	STRENGTH OF	OPP. STRENGTH	TEAM	ADJ	CONF.	ADJ CONF.	
Average RPI Loss:	148	RECORD	PCT. RANK	GAMES	SCHEDULE	OF SCHEDULE	RPI	RPI	RPI	RPI	
DIV. I ONLY	18- 12	.6 106	8- 2	267	220	187	.47219 188	24	26		
DIV. I NON-CONF.	6- 7	.46154 190	0- 0	273	177	231	.43663 229	26	25		
<hr/>											
TOTALS	RPI 1-25	RPI 26-50	W-L RECORDS	RPI 51-100	RPI 101-150	RPI 150+					
18- 12	0- 0	0- 0	OVERALL	0- 2	0- 3	18- 7					
8- 0	0- 0	0- 0	HOME	0- 0	0- 0	8- 0					
5- 7	0- 0	0- 0	AWAY	0- 1	0- 2	5- 4					
5- 5	0- 0	0- 0	NEUTRAL	0- 1	0- 1	5- 3					
6- 7	0- 0	0- 0	NON-CONFERENCE	0- 1	0- 3	6- 3					
0- 0	0- 0	0- 0	HOME	0- 0	0- 0	0- 0					
1- 3	0- 0	0- 0	AWAY	0- 0	0- 2	1- 1					
5- 4	0- 0	0- 0	NEUTRAL	0- 1	0- 1	5- 2					
12- 5	0- 0	0- 0	CONFERENCE	0- 1	0- 0	12- 4					
8- 0	0- 0	0- 0	HOME	0- 0	0- 0	8- 0					
4- 4	0- 0	0- 0	AWAY	0- 1	0- 0	4- 3					
0- 1	0- 0	0- 0	NEUTRAL	0- 0	0- 0	0- 1					
RPI	S	Opponent	Score	RPI	S	Opponent	Score	RPI	S	Opponent	Score
		</									

Non-Div. I Games:

Eastern Ill.

E
a
s
t
e
r
n
I
l
l
.

1
6
1
6
1
1
1
1
1
1

Eastern Ill.

Average RPI Win:	238	WON-LOST RECORD	WINNING PCT. RANK	LAST 10 GAMES	STRENGTH OF SCHEDULE	OPP. STRENGTH OF SCHEDULE	TEAM RPI	ADJ RPI	CONF. RPI	ADJ CONF. RPI	
DIV. I ONLY		14- 15	.48276 190	7- 3	176	198	193	.4719 189	15	15	
DIV. I NON-CONF.		5- 5	.5 165	0- 0	198	224	189	.4738 188	16	16	
<hr/>											
TOTALS	RPI 1-25	RPI 26-50		W-L RECORDS	RPI 51-100		RPI 101-150		RPI 150+		
14- 15	0- 0	0- 1		OVERALL	0- 4		1- 4		13- 6		
8- 4	0- 0	0- 0		HOME	0- 2		1- 1		7- 1		
4- 8	0- 0	0- 1		AWAY	0- 2		0- 2		4- 3		
2- 3	0- 0	0- 0		NEUTRAL	0- 0		0- 1		2- 2		
<hr/>											
5- 5	0- 0	0- 1		NON-CONFERENCE	0- 2		0- 1		5- 1		
2- 1	0- 0	0- 0		HOME	0- 1		0- 0		2- 0		
1- 2	0- 0	0- 1		AWAY	0- 1		0- 0		1- 0		
2- 2	0- 0	0- 0		NEUTRAL	0- 0		0- 1		2- 1		
<hr/>											
9- 10	0- 0	0- 0		CONFERENCE	0- 2		1- 3		8- 5		
6- 3	0- 0	0- 0		HOME	0- 1		1- 1		5- 1		
3- 6	0- 0	0- 0		AWAY	0- 1		0- 2		3- 3		
0- 1	0- 0	0- 0		NEUTRAL	0- 0		0- 0		0- 1		
<hr/>											
RPI S	Opponent	Score	RPI S	Opponent	Score	RPI S	Opponent	Score	RPI S	Opponent	Score
			33 A	Alabama	1 3	60 A	Western Ky.	2 3	104 A	Texas St.	2 3
						60 H	Western Ky.	0 3	104 H	Texas St.	3 2
						70 A	Lipscomb	0 3	107 N	Samford	0 3
						73 H	Ga. Southern	1 3	129 A	UALR	1 3
									129 H	UALR	1 3
									161 A	Texas-Arlington	0 3
									161 H	Texas-Arlington	3 1
									161 N	Texas-Arlington	0 3
									181 A	Arkansas St.	2 3
									181 H	Arkansas St.	3 0
									206 A	La.-Lafayette	3 1
									206 H	La.-Lafayette	3 1
									217 A	Troy	3 1
									217 H	Troy	0 3
									244 N	Jacksonville St.	1 3
									254 H	Tennessee St.	3 1
									260 A	Georgia St.	3 1
									260 H	Georgia St.	3 1
									287 A	La.-Monroe	2 3
									287 H	La.-Monroe	3 0
									292 N	UT Martin	3 1
									295 N	Nicholls St.	3 1
									298 H	Southern Utah	3 0
									309 A	Jackson St.	3 0
<hr/>											
			LAST 10 GAMES								
			161 N	Texas-Arlington	0 3	217 A	Troy	3 1			
			260 A	Georgia St.	3 1	129 A	UALR	1 3			
			60 A	Western Ky.	2 3	181 H	Arkansas St.	3 0			
			287 H	La.-Monroe	3 0	206 H	La.-Lafayette	3 1			
			161 H	Texas-Arlington	3 1	104 H	Texas St.	3 2			

Non-Div. I Games:

South Ala.

Average RPI Win: 277		WON-LOST RECORD		WINNING PCT. RANK		LAST 10 GAMES		STRENGTH OF SCHEDULE		OPP. STRENGTH OF SCHEDULE		TEAM RPI		ADJ RPI		CONF. RPI		ADJ CONF. RPI	
Average RPI Loss: 160																			
DIV. I ONLY		19- 10		.65517 71		8- 2		281		293		189		.47122 190		31		32	
DIV. I NON-CONF.		5- 8		.38462 231		0- 0		187		194		219		.44817 219		31		31	
TOTALS		RPI 1-25		RPI 26-50		W-L RECORDS		RPI 51-100		RPI 101-150		RPI 150+							
19- 10		0- 0		0- 0		OVERALL		0- 4		0- 0		19- 6							
7- 0		0- 0		0- 0		HOME		0- 0		0- 0		7- 0							
5- 7		0- 0		0- 0		AWAY		0- 3		0- 0		5- 4							
7- 3		0- 0		0- 0		NEUTRAL		0- 1		0- 0		7- 2							
5- 8		0- 0		0- 0		NON-CONFERENCE		0- 4		0- 0		5- 4							
1- 0		0- 0		0- 0		HOME		0- 0		0- 0		1- 0							
0- 5		0- 0		0- 0		AWAY		0- 3		0- 0		0- 2							
4- 3		0- 0		0- 0		NEUTRAL		0- 1		0- 0		4- 2							
14- 2		0- 0		0- 0		CONFERENCE		0- 0		0- 0		14- 2							
6- 0		0- 0		0- 0		HOME		0- 0		0- 0		6- 0							
5- 2		0- 0		0- 0		AWAY		0- 0		0- 0		5- 2							
3- 0		0- 0		0- 0		NEUTRAL		0- 0		0- 0		3- 0							
RPI S	Opponent	Score		RPI S	Opponent	Score		RPI S	Opponent	Score		RPI S	Opponent	Score					
								64 A	VCU	0	3	151 A	UTEP	1	3				
								74 N	West Virginia	2	3	156 N	Fairfield	0	3				
								91 A	Morehead St.	1	3	218 H	William & Mary	3	2				
								94 A	New Mexico St.	1	3	225 A	Boston College	1	3				
												234 N	Campbell	1	3				
												238 N	Murray St.	3	1				
												243 N	Evansville	3	2				
												245 A	Howard	3	0				
												245 H	Howard	3	0				
												245 N	Howard	3	1				
												250 A	Coppin St.	2	3				
												250 H	Coppin St.	3	0				
												250 N	Coppin St.	3	2				
												262 A	Morgan St.	0	3				
												262 H	Morgan St.	3	0				
												275 N	South Dakota St.	3	0				
												281 A	Norfolk St.	3	1				
												281 H	Norfolk St.	3	0				
												312 N	Bryant	3	1				
												313 A	UMES	3	0				
												313 H	UMES	3	0				
												321 N	South Carolina St.	3	1				
												326 A	N.C. Central	3	0				
												327 A	Delaware St.	3	0				
												327 H	Delaware St.	3	2				
				LAST 10 GAMES															
												245 H	Howard	3	0				
												262 A	Morgan St.	0	3				
												250 A	Coppin St.	2	3				
												281 H	Norfolk St.	3	0				
												327 H	Delaware St.	3	2				

Non-Div. I Games:

Hampton

Average RPI Win:	218	WON-LOST	WINNING	LAST 10	STRENGTH OF	OPP. STRENGTH	TEAM	ADJ	CONF.	ADJ CONF.		
Average RPI Loss:	104	RECORD	PCT. RANK	GAMES	SCHEDULE	OF SCHEDULE	RPI	RPI	RPI	RPI		
DIV. I ONLY	11- 17	.39286	236	3- 7	133	135	199	.47115	191	9	9	
DIV. I NON-CONF.	6- 6	.5	165	0- 0	236	234	207	.45996	203	10	10	
<hr/>												
TOTALS	RPI 1-25	RPI 26-50		W-L RECORDS	RPI 51-100		RPI 101-150		RPI 150+			
11- 17	0- 0	0- 1		OVERALL	0- 10		4- 3		7- 3			
3- 5	0- 0	0- 0		HOME	0- 3		2- 1		1- 1			
3- 10	0- 0	0- 1		AWAY	0- 6		1- 1		2- 2			
5- 2	0- 0	0- 0		NEUTRAL	0- 1		1- 1		4- 0			
6- 6	0- 0	0- 0		NON-CONFERENCE	0- 3		1- 1		5- 2			
0- 0	0- 0	0- 0		HOME	0- 0		0- 0		0- 0			
1- 4	0- 0	0- 0		AWAY	0- 2		0- 0		1- 2			
5- 2	0- 0	0- 0		NEUTRAL	0- 1		1- 1		4- 0			
5- 11	0- 0	0- 1		CONFERENCE	0- 7		3- 2		2- 1			
3- 5	0- 0	0- 0		HOME	0- 3		2- 1		1- 1			
2- 6	0- 0	0- 1		AWAY	0- 4		1- 1		1- 0			
0- 0	0- 0	0- 0		NEUTRAL	0- 0		0- 0		0- 0			
RPI	S	Opponent	Score	RPI	S	Opponent	Score	RPI	S	Opponent	Score	
				35	A	Ohio	0 3	53	N	Xavier	0 3	
								66	A	Ball St.	0 3	
								66	H	Ball St.	0 3	
								73	A	Ga. Southern	0 3	
								75	A	Northern Ill.	1 3	
								75	H	Northern Ill.	0 3	
								81	A	Bowling Green	1 3	
								93	A	Western Mich.	1 3	
								93	H	Western Mich.	2 3	
								98	A	Duquesne	1 3	
										103	A Toledo	2 3
										103	H Toledo	3 0
										132	A Eastern Mich.	3 0
										132	H Eastern Mich.	0 3
										135	H Buffalo	3 0
										136	N Oregon St.	0 3
										137	N Villanova	3 2
										167	A Miami (OH)	3 1
										179	A Oakland	1 3
										200	A Hofstra	1 3
										212	H Kent St.	0 3
										247	N Princeton	3 0
										252	H Akron	3 1
										299	A Robert Morris	3 2
										306	N USC Upstate	3 0
										308	N Charleston So.	3 0
										309	N Jackson St.	3 0
<hr/>												
LAST 10 GAMES												
				35	A	Ohio	0 3	66	A	Ball St.	0 3	
				132	H	Eastern Mich.	0 3	252	H	Akron	3 1	
				93	H	Western Mich.	2 3	135	H	Buffalo	3 0	
				75	H	Northern Ill.	0 3	81	A	Bowling Green	1 3	
				103	A	Toledo	2 3	167	A	Miami (OH)	3 1	

Non-Div. I Games:

Central Mich.

[illegible]

Non-Div. I Games:

Youngstown St.

Average RPI Win: 249		WON-LOST	WINNING	LAST 10	STRENGTH OF		OPP. STRENGTH	TEAM	ADJ	CONF.	ADJ CONF.
Average RPI Loss: 110		RECORD	PCT. RANK	GAMES	SCHEDULE		OF SCHEDULE	RPI	RPI	RPI	RPI
DIV. I ONLY		13- 17	.43333	207	162		206	206	.47094	193	11
DIV. I NON-CONF.		8- 6	.57143	141	208		281	174	.48811	166	12
TOTALS		RPI 1-25	RPI 26-50		W-L RECORDS		RPI 51-100		RPI 101-150		RPI 150+
13- 17	0- 0	0- 3		OVERALL		0- 5		2- 5		11- 4	
7- 6	0- 0	0- 1		HOME		0- 1		2- 3		5- 1	
4- 8	0- 0	0- 1		AWAY		0- 3		0- 1		4- 3	
2- 3	0- 0	0- 1		NEUTRAL		0- 1		0- 1		2- 0	
8- 6	0- 0	0- 1		NON-CONFERENCE		0- 3		1- 1		7- 1	
4- 1	0- 0	0- 0		HOME		0- 1		1- 0		3- 0	
2- 3	0- 0	0- 0		AWAY		0- 1		0- 1		2- 1	
2- 2	0- 0	0- 1		NEUTRAL		0- 1		0- 0		2- 0	
5- 11	0- 0	0- 2		CONFERENCE		0- 2		1- 4		4- 3	
3- 5	0- 0	0- 1		HOME		0- 0		1- 3		2- 1	
2- 5	0- 0	0- 1		AWAY		0- 2		0- 0		2- 2	
0- 1	0- 0	0- 0		NEUTRAL		0- 0		0- 1		0- 0	
RPI S	Opponent	Score	RPI S	Opponent	Score	RPI S	Opponent	Score	RPI S	Opponent	Score
			29 N	Purdue	0 3	56 A	Tulane	0 3	111 H	UCF	3 2
			39 H	Tulsa	0 3	86 A	Middle Tenn.	1 3	120 H	UAB	0 3
			47 A	UTSA	0 3	88 N	Pittsburgh	0 3	124 H	North Texas	3 2
						96 A	Jacksonville	1 3	124 N	North Texas	1 3
						96 H	Jacksonville	1 3	125 H	Marshall	2 3
									134 A	South Fla.	0 3
									149 H	Rice	1 3
									151 A	UTEP	1 3
									164 A	FGCU	2 3
									178 A	FIU	0 3
									178 H	FIU	3 2
									180 H	Southern Miss.	1 3
									233 A	East Carolina	3 2
									251 H	Charlotte	3 1
									255 A	North Florida	3 2
									258 H	Stetson	3 0
									265 H	Southeastern La.	3 0
									279 A	Louisiana Tech	3 1
									308 N	Charleston So.	3 0
									322 N	Mississippi Val.	3 0
									328 A	Bethune-Cookman	3 0
									328 H	Bethune-Cookman	3 0
LAST 10 GAMES											
			124 N	North Texas	1 3	279 A	Louisiana Tech	3 1			
			180 H	Southern Miss.	1 3	149 H	Rice	1 3			
			124 H	North Texas	3 2	233 A	East Carolina	3 2			
			178 H	FIU	3 2	56 A	Tulane	0 3			
			86 A	Middle Tenn.	1 3	178 A	FIU	0 3			

Non-Div. I Games:

Fla. Atlantic

Average RPI Win: 245		WON-LOST	WINNING	LAST 10	STRENGTH OF		OPP. STRENGTH	TEAM	ADJ	CONF.	ADJ CONF.
Average RPI Loss: 168		RECORD	PCT. RANK	GAMES	SCHEDULE		OF SCHEDULE	RPI	RPI	RPI	RPI
DIV. I ONLY		19- 12	.6129	93	266		238	185	.46953	194	27
DIV. I NON-CONF.		7- 7	.5	165	269		180	220	.44804	220	27
TOTALS		RPI 1-25	RPI 26-50		W-L RECORDS		RPI 51-100		RPI 101-150		RPI 150+
19- 12	0- 0	0- 0		OVERALL		0- 1		1- 3		18- 8	
7- 3	0- 0	0- 0		HOME		0- 0		0- 1		7- 2	
5- 7	0- 0	0- 0		AWAY		0- 1		0- 1		5- 5	
7- 2	0- 0	0- 0		NEUTRAL		0- 0		1- 1		6- 1	
7- 7	0- 0	0- 0		NON-CONFERENCE		0- 1		1- 3		6- 3	
1- 2	0- 0	0- 0		HOME		0- 0		0- 1		1- 1	
0- 4	0- 0	0- 0		AWAY		0- 1		0- 1		0- 2	
6- 1	0- 0	0- 0		NEUTRAL		0- 0		1- 1		5- 0	
12- 5	0- 0	0- 0		CONFERENCE		0- 0		0- 0		12- 5	
6- 1	0- 0	0- 0		HOME		0- 0		0- 0		6- 1	
5- 3	0- 0	0- 0		AWAY		0- 0		0- 0		5- 3	
1- 1	0- 0	0- 0		NEUTRAL		0- 0		0- 0		1- 1	
RPI S	Opponent	Score	RPI S	Opponent	Score	RPI S	Opponent	Score	RPI S	Opponent	Score
						68 A	Col. of Charleston	1 3	107 N	Samford	3 2
									117 H	Iowa	1 3
									119 N	Indiana	0 3
									123 A	South Carolina	2 3
									159 A	Radford	3 2
									159 N	Radford	0 3
									160 N	Georgia Tech	3 1
									176 A	Tennessee	1 3
									187 A	Liberty	0 3
									192 H	Youngstown St.	2 3
									198 A	High Point	2 3
									198 H	High Point	2 3
									198 N	High Point	3 0
									211 A	Kennesaw St.	1 3
									234 A	Campbell	3 1
									234 H	Campbell	3 2
									241 H	UNC Asheville	3 1
									244 N	Jacksonville St.	3 0
									246 A	Winthrop	3 1
									246 H	Winthrop	3 2
									259 H	Wofford	3 2
									266 N	Stony Brook	3 0
									272 A	Presbyterian	2 3
									272 A	Presbyterian	3 0
									272 H	Presbyterian	3 1
									277 H	Gardner-Webb	3 0
									300 N	Tennessee Tech	3 1
LAST 10 GAMES											
			159 N	Radford	0 3	308 A	Charleston So.	3 0			
			198 N	High Point	3 0	246 H	Winthrop	3 2			
			272 A	Presbyterian	3 0	272 H	Presbyterian	3 1			
			198 A	High Point	2 3	123 A	South Carolina	2 3			
			234 A	Campbell	3 1	241 H	UNC Asheville	3 1			

Non-Div. I Games:

Coastal Caro.

RPI	S	Opponent	Score	
308	A	Charleston So.	3	0
308	H	Charleston So.	3	0
321	N	South Carolina St.	3	0

Coastal Caro.

C
o
a
s
t
a
l
C
a
r
o
.

C
o
a
s
t
a
l
C
a
r
o
.

Average RPI Win:		223	WON-LOST RECORD		WINNING PCT. RANK		LAST 10 GAMES		STRENGTH OF SCHEDULE		OPP. STRENGTH OF SCHEDULE		TEAM RPI		ADJ RPI		CONF. RPI		ADJ CONF. RPI		
DIV. I ONLY			11- 16		.40741 225		2- 8		188		83		207		.46904 195		8		8		
DIV. I NON-CONF.			7- 5		.58333 135		0- 0		214		115		147		.5009 152		8		8		
TOTALS		RPI 1-25		RPI 26-50		W-L RECORDS		RPI 51-100		RPI 101-150		RPI 150+									
11- 16		0- 2		0- 3		OVERALL		0- 7		2- 2		9- 2									
6- 6		0- 0		0- 2		HOME		0- 3		2- 0		4- 1									
3- 8		0- 2		0- 1		AWAY		0- 3		0- 2		3- 0									
2- 2		0- 0		0- 0		NEUTRAL		0- 1		0- 0		2- 1									
7- 5		0- 1		0- 1		NON-CONFERENCE		0- 1		1- 1		6- 1									
4- 1		0- 0		0- 1		HOME		0- 0		1- 0		3- 0									
1- 2		0- 1		0- 0		AWAY		0- 0		0- 1		1- 0									
2- 2		0- 0		0- 0		NEUTRAL		0- 1		0- 0		2- 1									
4- 11		0- 1		0- 2		CONFERENCE		0- 6		1- 1		3- 1									
2- 5		0- 0		0- 1		HOME		0- 3		1- 0		1- 1									
2- 6		0- 1		0- 1		AWAY		0- 3		0- 1		2- 0									
0- 0		0- 0		0- 0		NEUTRAL		0- 0		0- 0		0- 0									
RPI	S	Opponent			Score		RPI	S	Opponent			Score		RPI	S	Opponent			Score		
6	A	Southern California			0	3	38	A	Cal St. Northridge			0	3	58	N	Kansas St.			2	3	
11	A	Hawaii			0	3	38	H	Cal St. Northridge			0	3	59	A	UC Santa Barbara			0	3	
							44	H	American			2	3	59	H	UC Santa Barbara			0	3	
													85	A	Long Beach St.			2	3		
													85	H	Long Beach St.			1	3		
													89	A	UC Irvine			0	3		
													89	H	UC Irvine			2	3		
													108	H	Wake Forest			3	2		
													133	A	UNLV			0	3		
													150	A	UC Davis			2	3		
													150	H	UC Davis			3	2		
													162	A	Cal Poly			3	1		
													162	H	Cal Poly			1	3		
													204	N	Montana			0	3		
													212	H	Kent St.			3	0		
													213	A	Texas Tech			3	0		
													218	H	William & Mary			3	0		
													270	N	Portland			3	0		
													271	N	Nevada			3	0		
													277	H	Gardner-Webb			3	0		
													288	A	UC Riverside			3	0		
													288	H	UC Riverside			3	0		
LAST 10 GAMES																					
162 A Cal Poly						3	1	150 A UC Davis						2	3						
59 A UC Santa Barbara						0	3	38 A Cal St. Northridge						0	3						
85 H Long Beach St.						1	3	59 H UC Santa Barbara						0	3						
89 H UC Irvine						2	3	162 H Cal Poly						1	3						
288 H UC Riverside						3	0	89 A UC Irvine						0	3						

Non-Div. I Games:

Cal St. Fullerton

Average RPI Win: 231		WON-LOST RECORD		WINNING PCT. RANK		LAST 10 GAMES		STRENGTH OF SCHEDULE		OPP. STRENGTH OF SCHEDULE		TEAM RPI		ADJ RPI		CONF. RPI		ADJ CONF. RPI	
DIV. I ONLY		16- 14		.53333 151		4- 6		196		269		186		.46892 196		19		19	
DIV. I NON-CONF.		9- 5		.64286 99		0- 0		197		297		144		.49773 156		24		26	
TOTALS		RPI 1-25		RPI 26-50		W-L RECORDS		RPI 51-100		RPI 101-150		RPI 150+							
16- 14		0- 0		0- 0		OVERALL		1- 1		1- 5		14- 8							
8- 4		0- 0		0- 0		HOME		1- 0		1- 1		6- 3							
5- 7		0- 0		0- 0		AWAY		0- 1		0- 2		5- 4							
3- 3		0- 0		0- 0		NEUTRAL		0- 0		0- 2		3- 1							
9- 5		0- 0		0- 0		NON-CONFERENCE		0- 1		1- 2		8- 2							
4- 0		0- 0		0- 0		HOME		0- 0		1- 0		3- 0							
2- 2		0- 0		0- 0		AWAY		0- 1		0- 0		2- 1							
3- 3		0- 0		0- 0		NEUTRAL		0- 0		0- 2		3- 1							
7- 9		0- 0		0- 0		CONFERENCE		1- 0		0- 3		6- 6							
4- 4		0- 0		0- 0		HOME		1- 0		0- 1		3- 3							
3- 5		0- 0		0- 0		AWAY		0- 0		0- 2		3- 3							
0- 0		0- 0		0- 0		NEUTRAL		0- 0		0- 0		0- 0							
RPI	S	Opponent	Score	RPI	S	Opponent	Score	RPI	S	Opponent	Score	RPI	S	Opponent	Score				
								73	H	Ga. Southern	3 2	107	A	Samford	0 3				
								92	A	SMU	1 3	107	H	Samford	1 3				
												111	N	UCF	1 3				
												126	A	Furman	0 3				
												135	N	Buffalo	1 3				
												139	H	Bakersfield	3 2				
												153	A	Appalachian St.	3 1				
												153	H	Appalachian St.	2 3				
												163	N	Sam Houston St.	3 1				
												166	A	UNC Greensboro	1 3				
												166	H	UNC Greensboro	3 2				
												198	A	High Point	3 0				
												207	A	Western Caro.	2 3				
												207	H	Western Caro.	1 3				
												214	A	Elon	3 2				
												214	H	Elon	0 3				
												238	N	Murray St.	2 3				
												246	H	Winthrop	3 2				
												251	H	Charlotte	3 2				
												259	A	Wofford	1 3				
												260	A	Georgia St.	3 1				
												277	A	Gardner-Webb	0 3				
												291	A	Chattanooga	3 1				
												291	H	Chattanooga	3 1				
												305	H	Citadel	3 0				
												308	H	Charleston So.	3 0				
												314	N	N.C. A&T	3 0				
				LAST 10 GAMES															

Non-Div. I Games:

Davidson

RPI	S	Opponent	Score	
330	N	Grambling	3	0

Davidson

D
a
v
i
d
s
o
n

D
a
v
i
d
s
o
n

Average RPI Win:	246	WON-LOST	WINNING	LAST 10	STRENGTH OF	OPP. STRENGTH	TEAM	ADJ	CONF.	ADJ CONF.					
Average RPI Loss:	113	RECORD	PCT. RANK	GAMES	SCHEDULE	OF SCHEDULE	RPI	RPI	RPI	RPI					
DIV. I ONLY	18- 14	.5625	135	5- 5	275	187	202	.46877	197	14	14				
DIV. I NON-CONF.	8- 7	.53333	162	0- 0	304	239	236	.43815	227	14	14				
<hr/>															
TOTALS	RPI 1-25	RPI 26-50		W-L RECORDS		RPI 51-100		RPI 101-150		RPI 150+					
18- 14	0- 0	0- 3		OVERALL		0- 3		2- 5		16- 3					
5- 6	0- 0	0- 2		HOME		0- 1		1- 2		4- 1					
8- 6	0- 0	0- 1		AWAY		0- 2		1- 2		7- 1					
5- 2	0- 0	0- 0		NEUTRAL		0- 0		0- 1		5- 1					
8- 7	0- 0	0- 1		NON-CONFERENCE		0- 2		0- 3		8- 1					
0- 3	0- 0	0- 1		HOME		0- 1		0- 1		0- 0					
3- 2	0- 0	0- 0		AWAY		0- 1		0- 1		3- 0					
5- 2	0- 0	0- 0		NEUTRAL		0- 0		0- 1		5- 1					
10- 7	0- 0	0- 2		CONFERENCE		0- 1		2- 2		8- 2					
5- 3	0- 0	0- 1		HOME		0- 0		1- 1		4- 1					
5- 4	0- 0	0- 1		AWAY		0- 1		1- 1		4- 1					
0- 0	0- 0	0- 0		NEUTRAL		0- 0		0- 0		0- 0					
<hr/>															
RPI	S	Opponent	Score	RPI	S	Opponent	Score	RPI	S	Opponent	Score				
				34	H	LSU	1 3	83	A	TCU	1 3	104	A	Texas St.	0 3
				36	A	Louisville	2 3	90	H	Baylor	2 3	111	A	UCF	3 2
				36	H	Louisville	0 3	92	A	SMU	1 3	111	H	UCF	3 0
												115	N	Ole Miss	0 3
												124	H	North Texas	0 3
												134	A	South Fla.	1 3
												134	H	South Fla.	1 3
												182	A	Temple	1 3
												182	H	Temple	3 1
												185	N	Stephen F. Austin	2 3
												203	A	UConn	3 2
												203	H	UConn	3 0
												206	A	La.-Lafayette	3 1
												226	A	Memphis	3 2
												226	H	Memphis	0 3
												249	N	Lamar	3 1
256	A	Texas Southern	3 2												
263	A	Cincinnati	3 0												
263	H	Cincinnati	3 0												
284	A	Rutgers	3 0												
284	H	Rutgers	3 1												
LAST 10 GAMES								295	N	Nicholls St.	3 0				
								310	A	Prairie View	3 1				
								318	N	Quinnipiac	3 0				
								330	N	Grambling	3 0				
								332	N	Alcorn	3 0				
								111	A	UCF	3 2				
134	A	South Fla.	1 3	36	A	Louisville	2 3								
182	H	Temple	3 1	284	H	Rutgers	3 1								
226	H	Memphis	0 3	203	H	UConn	3 0								
263	A	Cincinnati	3 0	92	A	SMU	1 3								
				134	H	South Fla.	1 3								

Non-Div. I Games:

Houston

Average RPI Win:	237	WON-LOST RECORD	WINNING PCT. RANK	LAST 10 GAMES	STRENGTH OF SCHEDULE	OPP. STRENGTH OF SCHEDULE	TEAM RPI	ADJ RPI	CONF. RPI	ADJ CONF. RPI			
Average RPI Loss:	164												
DIV. I ONLY		16- 15	.51613	167	6- 4	163	253	178	.46783	198	27	27	
DIV. I NON-CONF.		6- 9	.4	220	0- 0	161	199	203	.45996	203	27	27	
<hr/>													
TOTALS	RPI 1-25	RPI 26-50		W-L RECORDS		RPI 51-100		RPI 101-150		RPI 150+			
16- 15	0- 0	0- 0		OVERALL		0- 4		0- 2		16- 9			
6- 6	0- 0	0- 0		HOME		0- 1		0- 0		6- 5			
6- 5	0- 0	0- 0		AWAY		0- 1		0- 1		6- 3			
4- 4	0- 0	0- 0		NEUTRAL		0- 2		0- 1		4- 1			
<hr/>													
6- 9	0- 0	0- 0		NON-CONFERENCE		0- 4		0- 2		6- 3			
2- 3	0- 0	0- 0		HOME		0- 1		0- 0		2- 2			
1- 3	0- 0	0- 0		AWAY		0- 1		0- 1		1- 1			
3- 3	0- 0	0- 0		NEUTRAL		0- 2		0- 1		3- 0			
<hr/>													
10- 6	0- 0	0- 0		CONFERENCE		0- 0		0- 0		10- 6			
4- 3	0- 0	0- 0		HOME		0- 0		0- 0		4- 3			
5- 2	0- 0	0- 0		AWAY		0- 0		0- 0		5- 2			
1- 1	0- 0	0- 0		NEUTRAL		0- 0		0- 0		1- 1			
<hr/>													
RPI	S	Opponent	Score	RPI	S	Opponent	Score	RPI	S	Opponent	Score		
				64 H VCU				0	3	123 A South Carolina		0	3
				73 A Ga. Southern				0	3	143 N IPFW		0	3
				89 N UC Irvine				0	3	159 A Radford		0	3
				95 N Oral Roberts				1	3	159 H Radford		2	3
										166 A UNC Greensboro		3	1
										174 A Cleveland St.		0	3
										178 N FIU		3	2
										187 A Liberty		3	2
										187 H Liberty		3	0
										194 A Coastal Caro.		3	2
										194 H Coastal Caro.		3	2
										194 N Coastal Caro.		0	3
										196 H Davidson		0	3
										214 H Elon		3	2
										219 N North Dakota St.		3	0
										234 A Campbell		3	1
										234 H Campbell		2	3
										238 H Murray St.		0	3
										241 A UNC Asheville		1	3
										246 H Winthrop		3	0
										246 N Winthrop		3	0
										272 H Presbyterian		1	3
										277 A Gardner-Webb		3	1
										308 A Charleston So.		3	1
										308 H Charleston So.		3	2
						314 H N.C. A&T		3	0				
						321 N South Carolina St.		3	0				
<hr/>													
LAST 10 GAMES													
194 N Coastal Caro.				0	3	187 A Liberty				3	2		
246 N Winthrop				3	0	277 A Gardner-Webb				3	1		
194 H Coastal Caro.				3	2	241 A UNC Asheville				1	3		
308 H Charleston So.				3	2	234 A Campbell				3	1		
159 A Radford				0	3	272 H Presbyterian				1	3		

Non-Div. I Games:

High Point

Average RPI Win:		231	WON-LOST RECORD		WINNING PCT. RANK		LAST 10 GAMES		STRENGTH OF SCHEDULE		OPP. STRENGTH OF SCHEDULE		TEAM RPI		ADJ RPI		CONF. RPI		ADJ CONF. RPI	
Average RPI Loss:		113	13- 17		.43333 207		5- 5		172		157		205		.46773 199		21		22	
DIV. I ONLY			4- 11		.26667 275		0- 1		103		127		211		.4548 211		18		19	
DIV. I NON-CONF.																				
TOTALS		RPI 1-25		RPI 26-50		W-L RECORDS		RPI 51-100		RPI 101-150		RPI 150+								
13- 17		0- 1		0- 1		OVERALL		2- 6		1- 3		10- 6								
7- 7		0- 1		0- 0		HOME		1- 3		0- 0		6- 3								
5- 7		0- 0		0- 1		AWAY		1- 2		1- 1		3- 3								
1- 3		0- 0		0- 0		NEUTRAL		0- 1		0- 2		1- 0								
4- 11		0- 1		0- 1		NON-CONFERENCE		1- 3		0- 2		3- 4								
2- 5		0- 1		0- 0		HOME		0- 2		0- 0		2- 2								
1- 4		0- 0		0- 1		AWAY		1- 0		0- 1		0- 2								
1- 2		0- 0		0- 0		NEUTRAL		0- 1		0- 1		1- 0								
9- 6		0- 0		0- 0		CONFERENCE		1- 3		1- 1		7- 2								
5- 2		0- 0		0- 0		HOME		1- 1		0- 0		4- 1								
4- 3		0- 0		0- 0		AWAY		0- 2		1- 0		3- 1								
0- 1		0- 0		0- 0		NEUTRAL		0- 0		0- 1		0- 0								
RPI	S	Opponent		Score		RPI	S	Opponent		Score		RPI	S	Opponent		Score				
8	H	Nebraska		0 3		37	A	Arkansas		0 3		55	H	UNI		2 3				
												58	N	Kansas St.		1 3				
												63	H	Auburn		0 3				
												64	A	VCU		0 3				
												64	H	VCU		3 0				
												91	A	Morehead St.		3 0				
												98	A	Duquesne		0 3				
												98	H	Duquesne		1 3				
														109 N IUPUI		0 3				
														110 A Southern Ill.		0 3				
														112 A Dayton		3 2				
														112 N Dayton		1 3				
														157 H George Washington		0 3				
														167 H Miami (OH)		2 3				
														173 A Southeast Mo. St.		2 3				
														186 A Rhode Island		2 3				
														186 H Rhode Island		3 1				
														192 H Youngstown St.		1 3				
														220 H Bradley		3 0				
														240 A Indiana St.		2 3				
														267 A George Mason		3 1				
														267 H George Mason		3 1				
														286 N Montana St.		3 0				
														287 H La.-Monroe		3 1				
														289 A Fordham		3 0				
														289 H Fordham		3 1				
														323 A La Salle		3 0				
														323 H La Salle		3 0				
LAST 10 GAMES						LAST 10 GAMES						LAST 10 GAMES								
						112	N	Dayton		1 3		289	A	Fordham		3 0				
						267	H	George Mason		3 1		186	A	Rhode Island		2 3				
						157	H	George Washington		0 3		323	H	La Salle		3 0				
						64	H	VCU		3 0		240	A	Indiana St.		2 3				
						186	H	Rhode Island		3 1		64	A	VCU		0 3				

Non-Div. I Games:

Saint Louis

Average RPI Win: 228		WON-LOST RECORD		WINNING PCT. RANK		LAST 10 GAMES		STRENGTH OF SCHEDULE		OPP. STRENGTH OF SCHEDULE		TEAM RPI		ADJ RPI		CONF. RPI		ADJ CONF. RPI	
DIV. I ONLY		17- 15		.53125 158		4- 6		232		218		194		.46737 200		13		12	
DIV. I NON-CONF.		10- 6		.625 109		1- 0		289		292		205		.4566 208		13		13	
TOTALS		RPI 1-25		RPI 26-50		W-L RECORDS		RPI 51-100		RPI 101-150		RPI 150+							
17- 15		0- 0		0- 0		OVERALL		1- 6		1- 1		15- 8							
11- 3		0- 0		0- 0		HOME		1- 1		1- 0		9- 2							
4- 10		0- 0		0- 0		AWAY		0- 5		0- 1		4- 4							
2- 2		0- 0		0- 0		NEUTRAL		0- 0		0- 0		2- 2							
10- 6		0- 0		0- 0		NON-CONFERENCE		0- 2		0- 0		10- 4							
7- 0		0- 0		0- 0		HOME		0- 0		0- 0		7- 0							
2- 4		0- 0		0- 0		AWAY		0- 2		0- 0		2- 2							
1- 2		0- 0		0- 0		NEUTRAL		0- 0		0- 0		1- 2							
7- 9		0- 0		0- 0		CONFERENCE		1- 4		1- 1		5- 4							
4- 3		0- 0		0- 0		HOME		1- 1		1- 0		2- 2							
2- 6		0- 0		0- 0		AWAY		0- 3		0- 1		2- 2							
1- 0		0- 0		0- 0		NEUTRAL		0- 0		0- 0		1- 0							
RPI S	Opponent	Score	RPI S	Opponent	Score	RPI S	Opponent	Score	RPI S	Opponent	Score								
						68 A	Col. of Charleston	0 3	148 A	UNC Wilmington	0 3								
						68 A	Col. of Charleston	0 3	148 H	UNC Wilmington	3 1								
						68 H	Col. of Charleston	2 3	155 A	James Madison	0 3								
						78 A	Seton Hall	0 3	155 H	James Madison	0 3								
						80 A	Northeastern	1 3	155 N	James Madison	3 0								
						80 H	Northeastern	3 2	165 A	Harvard	1 3								
						87 A	LIU Brooklyn	0 3	182 A	Temple	3 1								
									191 H	Central Mich.	3 1								
									209 A	Delaware	3 0								
									209 H	Delaware	2 3								
									210 H	Siena	3 0								
									218 A	William & Mary	1 3								
									218 H	William & Mary	3 1								
									221 N	Brown	1 3								
									222 A	Towson	3 2								
									222 H	Towson	3 0								
									247 H	Princeton	3 1								
									250 H	Coppin St.	3 0								
									261 A	Sacred Heart	3 1								
									282 N	Holy Cross	0 3								
									289 A	Fordham	1 3								
LAST 10 GAMES									306 H	USC Upstate	3 1								
						68 A	Col. of Charleston	0 3	320 H	St. Francis Brooklyn	3 0								
						155 N	James Madison	3 0	327 H	Delaware St.	3 0								
						155 H	James Madison	0 3	327 N	Delaware St.	3 0								
						218 H	William & Mary	3 1											
						148 A	UNC Wilmington	0 3											
						261 A	Sacred Heart	3 1											

Non-Div. I Games:

Hofstra

Average RPI Win:	290	WON-LOST RECORD	WINNING PCT. RANK	LAST 10 GAMES	STRENGTH OF SCHEDULE	OPP. STRENGTH OF SCHEDULE	TEAM RPI	ADJ RPI	CONF. RPI	ADJ CONF. RPI	
DIV. I ONLY		21- 9	.7 52	8- 2	307	306	200	.46688	201	30 30	
DIV. I NON-CONF.		9- 5	.64286 99	0- 0	281	280	190	.4692	194	30 30	
<hr/>											
TOTALS	RPI 1-25	RPI 26-50		W-L RECORDS	RPI 51-100		RPI 101-150		RPI 150+		
21- 9	0- 0	0- 1		OVERALL	0- 3		0- 1		21- 4		
9- 1	0- 0	0- 0		HOME	0- 1		0- 0		9- 0		
6- 6	0- 0	0- 1		AWAY	0- 2		0- 0		6- 3		
6- 2	0- 0	0- 0		NEUTRAL	0- 0		0- 1		6- 1		
<hr/>											
9- 5	0- 0	0- 1		NON-CONFERENCE	0- 0		0- 1		9- 3		
3- 0	0- 0	0- 0		HOME	0- 0		0- 0		3- 0		
1- 3	0- 0	0- 1		AWAY	0- 0		0- 0		1- 2		
5- 2	0- 0	0- 0		NEUTRAL	0- 0		0- 1		5- 1		
<hr/>											
12- 4	0- 0	0- 0		CONFERENCE	0- 3		0- 0		12- 1		
6- 1	0- 0	0- 0		HOME	0- 1		0- 0		6- 0		
5- 3	0- 0	0- 0		AWAY	0- 2		0- 0		5- 1		
1- 0	0- 0	0- 0		NEUTRAL	0- 0		0- 0		1- 0		
<hr/>											
RPI S	Opponent	Score	RPI S	Opponent	Score	RPI S	Opponent	Score	RPI S	Opponent	Score
			50 A	Colgate	0 3	87 A	LIU Brooklyn	0 3	128 N	St. John's (NY)	1 3
						87 A	LIU Brooklyn	1 3	162 N	Cal Poly	0 3
						87 H	LIU Brooklyn	0 3	230 N	San Jose St.	3 0
									231 A	Sacramento St.	1 3
									236 N	Manhattan	3 1
									239 A	Dartmouth	0 3
									261 A	Sacred Heart	3 2
									261 H	Sacred Heart	3 1
									261 N	Sacred Heart	3 0
									269 N	Grand Canyon	3 2
									282 A	Holy Cross	3 1
									289 H	Fordham	3 2
									290 H	Hartford	3 0
									294 N	Binghamton	3 0
									299 A	Robert Morris	3 1
									299 H	Robert Morris	3 0
									302 A	Saint Francis (PA)	3 0
									302 H	Saint Francis (PA)	3 1
									303 H	NJIT	3 1
									311 N	Providence	3 1
									312 A	Bryant	3 0
									312 H	Bryant	3 1
			LAST 10 GAMES						320 A	St. Francis Brooklyn	2 3
			87 A	LIU Brooklyn	0 3	261 A	Sacred Heart	3 2	320 H	St. Francis Brooklyn	3 0
			261 N	Sacred Heart	3 0	312 H	Bryant	3 1	324 A	Fairleigh Dickinson	3 0
			320 H	St. Francis Brooklyn	3 0	299 A	Robert Morris	3 1	324 H	Fairleigh Dickinson	3 0
			87 H	LIU Brooklyn	0 3	302 A	Saint Francis (PA)	3 0			
			324 A	Fairleigh Dickinson	3 0	312 A	Bryant	3 0			

Non-Div. I Games:

Central Conn. St.

Average RPI Win:	229	WON-LOST RECORD	WINNING PCT. RANK	LAST 10 GAMES	STRENGTH OF SCHEDULE	OPP. STRENGTH OF SCHEDULE	TEAM RPI	ADJ RPI	CONF. RPI	ADJ CONF. RPI	
DIV. I ONLY	14- 17	.45161	201	5- 5	170	201	198	.46437	202	20	20
DIV. I NON-CONF.	5- 8	.38462	231	0- 1	152	154	195	.46617	199	22	22
<hr/>											
TOTALS	RPI 1-25	RPI 26-50		W-L RECORDS	RPI 51-100		RPI 101-150		RPI 150+		
14- 17	0- 1	1- 2		OVERALL	1- 4		1- 4		11- 6		
7- 5	0- 0	0- 0		HOME	0- 1		0- 2		7- 2		
5- 8	0- 0	0- 2		AWAY	0- 1		1- 1		4- 4		
2- 4	0- 1	1- 0		NEUTRAL	1- 2		0- 1		0- 0		
<hr/>											
5- 8	0- 1	1- 1		NON-CONFERENCE	0- 1		0- 3		4- 2		
3- 2	0- 0	0- 0		HOME	0- 0		0- 1		3- 1		
1- 3	0- 0	0- 1		AWAY	0- 0		0- 1		1- 1		
1- 3	0- 1	1- 0		NEUTRAL	0- 1		0- 1		0- 0		
<hr/>											
9- 9	0- 0	0- 1		CONFERENCE	1- 3		1- 1		7- 4		
4- 3	0- 0	0- 0		HOME	0- 1		0- 1		4- 1		
4- 5	0- 0	0- 1		AWAY	0- 1		1- 0		3- 3		
1- 1	0- 0	0- 0		NEUTRAL	1- 1		0- 0		0- 0		
<hr/>											
RPI S	Opponent	Score		RPI S	Opponent	Score		RPI S	Opponent	Score	
5 N	Missouri	0	3	33 N	Alabama	3	0	52 N	North Carolina St.	1	3
				45 A	Central Ark.	1	3	95 A	Oral Roberts	0	3
				47 A	UTSA	0	3	95 N	Oral Roberts	3	1
								97 H	Northwestern St.	1	3
								97 N	Northwestern St.	0	3

Non-Div. I Games: Incarnate Word 1 3 Abilene Christian 3 2

Houston Baptist

Average RPI Win:		224	WON-LOST RECORD		WINNING PCT. RANK		LAST 10 GAMES		STRENGTH OF SCHEDULE		OPP. STRENGTH OF SCHEDULE		TEAM RPI		ADJ RPI		CONF. RPI		ADJ CONF. RPI				
Average RPI Loss:		127																					
DIV. I ONLY			13- 18		.41935 217		3- 7		134		181		196		.46411 203		14		14				
DIV. I NON-CONF.			9- 6		.6 118		0- 0		118		161		114		.53366 117		14		14				
TOTALS		RPI 1-25		RPI 26-50		W-L RECORDS		RPI 51-100		RPI 101-150		RPI 150+											
13- 18		0- 1		0- 1		OVERALL		1- 4		1- 6		11- 6											
6- 8		0- 0		0- 1		HOME		0- 3		0- 2		6- 2											
2- 8		0- 0		0- 0		AWAY		0- 1		0- 3		2- 4											
5- 2		0- 1		0- 0		NEUTRAL		1- 0		1- 1		3- 0											
9- 6		0- 1		0- 0		NON-CONFERENCE		1- 2		1- 2		7- 1											
3- 2		0- 0		0- 0		HOME		0- 2		0- 0		3- 0											
1- 2		0- 0		0- 0		AWAY		0- 0		0- 1		1- 1											
5- 2		0- 1		0- 0		NEUTRAL		1- 0		1- 1		3- 0											
4- 12		0- 0		0- 1		CONFERENCE		0- 2		0- 4		4- 5											
3- 6		0- 0		0- 1		HOME		0- 1		0- 2		3- 2											
1- 6		0- 0		0- 0		AWAY		0- 1		0- 2		1- 3											
0- 0		0- 0		0- 0		NEUTRAL		0- 0		0- 0		0- 0											
RPI	S	Opponent		Score		RPI	S	Opponent		Score		RPI	S	Opponent		Score							
13	N	Minnesota		1	3	36	H	Louisville		0	3	80	H	Northeastern		2	3	110	N	Southern Ill.		2	3
												88	H	Pittsburgh		2	3	111	A	UCF		2	3
												92	A	SMU		0	3	111	H	UCF		1	3
												92	H	SMU		0	3	128	N	St. John's (NY)		3	0
												98	N	Duquesne		3	0	134	A	South Fla.		0	3
																		134	H	South Fla.		0	3
																		143	A	IPFW		1	3
																		160	A	Georgia Tech		0	3
																		182	A	Temple		0	3
																		182	H	Temple		0	3
																		186	N	Rhode Island		3	2
																		197	A	Houston		0	3
																		197	H	Houston		2	3
																		205	N	New Hampshire		3	1
																		217	N	Troy		3	2
																		226	A	Memphis		2	3
																		226	H	Memphis		3	0
																		237	H	Albany (NY)		3	0
																		239	A	Dartmouth		3	0
																		261	H	Sacred Heart		3	2
																		263	H	Cincinnati		3	2
																		284	A	Rutgers		3	0
																		284	H	Rutgers		3	1
																		290	H	Hartford		3	0
LAST 10 GAMES																							
						182	H	Temple		0	3	92	A	SMU		0	3	284	H	Rutgers		3	1
						226	H	Memphis		3	0	197	A	Houston		0	3						
						284	A	Rutgers		3	0	36	H	Louisville		0	3						
						111	H	UCF		1	3	263	H	Cincinnati		3	2						
						134	H	South Fla.		0	3	226	A	Memphis		2	3						

Non-Div. I Games:

UConn

Average RPI Win: 239		WON-LOST RECORD	WINNING PCT. RANK		LAST 10 GAMES	STRENGTH OF SCHEDULE	OPP. STRENGTH OF SCHEDULE	TEAM RPI	ADJ RPI	CONF. RPI	ADJ CONF. RPI	
Average RPI Loss: 130												
DIV. I ONLY		14- 14	.5	171	6- 4	264	172	219	.4637	204	25	25
DIV. I NON-CONF.		3- 6	.33333	248	0- 0	276	53	264	.4179	254	20	18
<hr/>												
TOTALS		RPI 1-25		RPI 26-50		W-L RECORDS		RPI 51-100		RPI 101-150		RPI 150+
14- 14		0- 0		0- 0		OVERALL		0- 4		0- 6		14- 4
6- 4		0- 0		0- 0		HOME		0- 1		0- 2		6- 1
6- 6		0- 0		0- 0		AWAY		0- 3		0- 2		6- 1
2- 4		0- 0		0- 0		NEUTRAL		0- 0		0- 2		2- 2
3- 6		0- 0		0- 0		NON-CONFERENCE		0- 2		0- 2		3- 2
0- 0		0- 0		0- 0		HOME		0- 0		0- 0		0- 0
1- 2		0- 0		0- 0		AWAY		0- 2		0- 0		1- 0
2- 4		0- 0		0- 0		NEUTRAL		0- 0		0- 2		2- 2
11- 8		0- 0		0- 0		CONFERENCE		0- 2		0- 4		11- 2
6- 4		0- 0		0- 0		HOME		0- 1		0- 2		6- 1
5- 4		0- 0		0- 0		AWAY		0- 1		0- 2		5- 1
0- 0		0- 0		0- 0		NEUTRAL		0- 0		0- 0		0- 0
RPI S	Opponent	Score	RPI S	Opponent	Score	RPI S	Opponent	Score	RPI S	Opponent	Score	
						65 A	Washington St.	1 3	106 A	North Dakota	0 3	
						67 A	Virginia	0 3	106 H	North Dakota	0 3	
						84 A	Portland St.	0 3	116 A	Idaho St.	0 3	
						84 H	Portland St.	0 3	116 H	Idaho St.	2 3	
									125 N	Marshall	1 3	
									131 N	South Dakota	2 3	
									155 N	James Madison	3 2	
									171 A	Northern Ariz.	1 3	
									171 H	Northern Ariz.	1 3	
									183 A	Northern Colo.	3 2	
									183 H	Northern Colo.	3 0	
									195 N	Cal St. Fullerton	3 0	
									213 A	Texas Tech	3 0	
									213 N	Texas Tech	1 3	
									231 A	Sacramento St.	3 0	
									231 H	Sacramento St.	3 2	
									232 A	Eastern Wash.	3 1	
									232 H	Eastern Wash.	3 1	
									271 N	Nevada	2 3	
									286 H	Montana St.	3 1	
									298 A	Southern Utah	3 0	
									298 H	Southern Utah	3 0	
									304 A	Weber St.	3 1	
									304 H	Weber St.	3 0	
LAST 10 GAMES												
			231 H	Sacramento St.	3 2	84 H	Portland St.	0 3				
			298 A	Southern Utah	3 0	232 H	Eastern Wash.	3 1				
			171 A	Northern Ariz.	1 3	183 A	Northern Colo.	3 2				
			304 H	Weber St.	3 0	106 A	North Dakota	0 3				
			116 H	Idaho St.	2 3	286 H	Montana St.	3 1				

Non-Div. I Games:

Montana

Average RPI Win:		260	WON-LOST RECORD		WINNING PCT. RANK		LAST 10 GAMES		STRENGTH OF SCHEDULE		OPP. STRENGTH OF SCHEDULE		TEAM RPI		ADJ RPI		CONF. RPI		ADJ CONF. RPI	
DIV. I ONLY			20- 12		.625 88		9- 1		271		282		192		.46241 205		29		29	
DIV. I NON-CONF.			6- 10		.375 236		0- 0		199		160		224		.43551 230		28		28	
TOTALS		RPI 1-25		RPI 26-50		W-L RECORDS		RPI 51-100		RPI 101-150		RPI 150+								
20- 12		0- 1		0- 0		OVERALL		0- 2		2- 2		18- 7								
12- 1		0- 0		0- 0		HOME		0- 1		1- 0		11- 0								
7- 5		0- 0		0- 0		AWAY		0- 1		1- 1		6- 3								
1- 6		0- 1		0- 0		NEUTRAL		0- 0		0- 1		1- 4								
6- 10		0- 1		0- 0		NON-CONFERENCE		0- 2		2- 2		4- 5								
3- 1		0- 0		0- 0		HOME		0- 1		1- 0		2- 0								
2- 3		0- 0		0- 0		AWAY		0- 1		1- 1		1- 1								
1- 6		0- 1		0- 0		NEUTRAL		0- 0		0- 1		1- 4								
14- 2		0- 0		0- 0		CONFERENCE		0- 0		0- 0		14- 2								
9- 0		0- 0		0- 0		HOME		0- 0		0- 0		9- 0								
5- 2		0- 0		0- 0		AWAY		0- 0		0- 0		5- 2								
0- 0		0- 0		0- 0		NEUTRAL		0- 0		0- 0		0- 0								
RPI	S	Opponent		Score		RPI	S	Opponent		Score		RPI	S	Opponent		Score				
13	N	Minnesota		0 3								121	A	Maryland		0 3				
												69	H	Missouri St.		0 3				
												80	A	Northeastern		1 3				
												128	H	St. John's (NY)		3 0				
												137	N	Villanova		0 3				
												145	A	Lehigh		3 2				
												165	A	Harvard		3 2				
												186	N	Rhode Island		0 3				
												186	N	Rhode Island		2 3				
												203	N	UConn		1 3				
												221	H	Brown		3 2				
												229	A	UMBC		3 1				
												229	H	UMBC		3 0				
												229	H	UMBC		3 2				
												237	A	Albany (NY)		0 3				
												237	H	Albany (NY)		3 2				
												239	A	Dartmouth		1 3				
												266	A	Stony Brook		2 3				
												266	H	Stony Brook		3 0				
												266	H	Stony Brook		3 0				
												267	N	George Mason		1 3				
												290	A	Hartford		3 0				
												290	H	Hartford		3 0				
												294	A	Binghamton		3 1				
												294	H	Binghamton		3 2				
												311	A	Providence		3 0				
												311	H	Providence		3 0				
												312	H	Bryant		3 0				
												325	N	Saint Peter's		3 0				

Non-Div. I Games:

New Hampshire

RPI	S	Opponent	Score	
329	A	UMass Lowell	3	0
329	H	UMass Lowell	3	0

New Hampshire

N
e
w
H
a
m
p
s
h
i
r
e

N
e
w
H
a
m
p
s
h
i
r
e

Average RPI Win:	235	WON-LOST	WINNING	LAST 10	STRENGTH OF	OPP. STRENGTH	TEAM	ADJ	CONF.	ADJ CONF.		
Average RPI Loss:	150	RECORD	PCT. RANK	GAMES	SCHEDULE	OF SCHEDULE	RPI	RPI	RPI	RPI		
DIV. I ONLY		19- 14	.57576	124	4- 6	277	227	203	.46012	206	15	15
DIV. I NON-CONF.		10- 4	.71429	70	0- 0	316	287	209	.45769	206	16	16
<hr/>												
TOTALS	RPI 1-25	RPI 26-50		W-L RECORDS		RPI 51-100		RPI 101-150		RPI 150+		
19- 14	0- 0	0- 1		OVERALL		1- 1		2- 4		16- 8		
8- 4	0- 0	0- 0		HOME		1- 0		1- 1		6- 3		
5- 9	0- 0	0- 1		AWAY		0- 1		1- 2		4- 5		
6- 1	0- 0	0- 0		NEUTRAL		0- 0		0- 1		6- 0		
<hr/>												
10- 4	0- 0	0- 1		NON-CONFERENCE		0- 0		0- 1		10- 2		
2- 1	0- 0	0- 0		HOME		0- 0		0- 0		2- 1		
2- 3	0- 0	0- 1		AWAY		0- 0		0- 1		2- 1		
6- 0	0- 0	0- 0		NEUTRAL		0- 0		0- 0		6- 0		
<hr/>												
9- 10	0- 0	0- 0		CONFERENCE		1- 1		2- 3		6- 6		
6- 3	0- 0	0- 0		HOME		1- 0		1- 1		4- 2		
3- 6	0- 0	0- 0		AWAY		0- 1		1- 1		2- 4		
0- 1	0- 0	0- 0		NEUTRAL		0- 0		0- 1		0- 0		
<hr/>												
RPI	S	Opponent	Score	RPI	S	Opponent	Score	RPI	S	Opponent	Score	
				40	A	Georgia	0 3	104	A	Texas St.	0 3	
								104	H	Texas St.	0 3	
								104	N	Texas St.	1 3	
								115	A	Ole Miss	1 3	
								129	A	UALR	3 1	
								129	H	UALR	3 1	
								161	A	Texas-Arlington	0 3	
								161	H	Texas-Arlington	2 3	
								166	N	UNC Greensboro	3 0	
								180	N	Southern Miss.	3 2	
								181	A	Arkansas St.	3 0	
								181	H	Arkansas St.	3 0	
								189	A	South Ala.	1 3	
								189	H	South Ala.	1 3	
								197	H	Houston	1 3	
								202	A	Houston Baptist	0 3	
								217	A	Troy	0 3	
								217	H	Troy	3 0	
								255	N	North Florida	3 0	
								260	A	Georgia St.	1 3	
								260	H	Georgia St.	3 2	
				LAST 10 GAMES				274	N	Tex.-Pan American	3 1	
				104	N	Texas St.	1 3	287	A	La.-Monroe	3 0	
				129	H	UALR	3 1	181	H	Arkansas St.	3 0	
				161	H	Texas-Arlington	2 3	217	H	Troy	3 0	
				104	H	Texas St.	0 3	189	A	South Ala.	1 3	
				60	A	Western Ky.	0 3	260	A	Georgia St.	1 3	
								291	N	Chattanooga	3 1	
								293	N	Neb. Omaha	3 0	
								295	H	Nicholls St.	3 1	

Non-Div. I Games:

La.-Lafayette

RPI	S	Opponent	Score	
309	A	Jackson St.	3	0
332	A	Alcorn	3	0
332	H	Alcorn	3	0

La.-Lafayette

L
a
.
-
L
a
f
a
y
e
t
t
e

L
a
.
-
L
a
f
a
y
e
t
t
e

Average RPI Win: 258		WON-LOST RECORD		WINNING PCT. RANK		LAST 10 GAMES		STRENGTH OF SCHEDULE		OPP. STRENGTH OF SCHEDULE		TEAM RPI		ADJ RPI		CONF. RPI		ADJ CONF. RPI	
Average RPI Loss: 159																			
DIV. I ONLY		18- 13		.58065 120		3- 7		285		235		208		.45995 207		19		19	
DIV. I NON-CONF.		10- 4		.71429 70		0- 0		325		267		216		.44922 218		24		26	
TOTALS		RPI 1-25		RPI 26-50		W-L RECORDS		RPI 51-100		RPI 101-150		RPI 150+							
18- 13		0- 0		0- 0		OVERALL		0- 2		1- 5		17- 6							
7- 5		0- 0		0- 0		HOME		0- 1		0- 2		7- 2							
5- 7		0- 0		0- 0		AWAY		0- 1		1- 2		4- 4							
6- 1		0- 0		0- 0		NEUTRAL		0- 0		0- 1		6- 0							
10- 4		0- 0		0- 0		NON-CONFERENCE		0- 0		0- 2		10- 2							
3- 1		0- 0		0- 0		HOME		0- 0		0- 0		3- 1							
1- 3		0- 0		0- 0		AWAY		0- 0		0- 2		1- 1							
6- 0		0- 0		0- 0		NEUTRAL		0- 0		0- 0		6- 0							
8- 9		0- 0		0- 0		CONFERENCE		0- 2		1- 3		7- 4							
4- 4		0- 0		0- 0		HOME		0- 1		0- 2		4- 1							
4- 4		0- 0		0- 0		AWAY		0- 1		1- 0		3- 3							
0- 1		0- 0		0- 0		NEUTRAL		0- 0		0- 1		0- 0							
RPI S	Opponent	Score		RPI S	Opponent	Score		RPI S	Opponent	Score		RPI S	Opponent	Score					
								73 A	Ga. Southern	1	3	107 A	Samford	3	2				
								73 H	Ga. Southern	0	3	107 H	Samford	1	3				
												107 N	Samford	0	3				
												123 A	South Carolina	0	3				
												126 H	Furman	1	3				
												148 A	UNC Wilmington	1	3				
												153 A	Appalachian St.	0	3				
												153 H	Appalachian St.	3	1				
												166 A	UNC Greensboro	0	3				
												196 A	Davidson	3	1				
												196 H	Davidson	3	2				
												214 A	Elon	1	3				
												225 H	Boston College	3	1				
												226 A	Memphis	3	2				
												241 H	UNC Asheville	0	3				
												259 H	Wofford	2	3				
												265 N	Southeastern La.	3	0				
												272 N	Presbyterian	3	0				
												277 A	Gardner-Webb	1	3				
												285 N	Alabama A&M	3	0				
												291 A	Chattanooga	3	0				
												291 H	Chattanooga	3	0				
												296 H	Wright St.	3	0				
												299 N	Robert Morris	3	0				
												305 A	Citadel	3	0				
												305 H	Citadel	3	0				
												306 H	USC Upstate	3	1				
LAST 10 GAMES																			

Non-Div. I Games:

Western Caro.

RPI	S	Opponent	Score	
307	N	Mercer	3	0
314	N	N.C. A&T	3	0

Western Caro.

W
e
s
t
e
r
n
C
a
r
o
.

W
e
s
t
e
r
n
C
a
r
o
.

Average RPI Win:		241	WON-LOST RECORD		WINNING PCT. RANK		LAST 10 GAMES		STRENGTH OF SCHEDULE		OPP. STRENGTH OF SCHEDULE		TEAM RPI		ADJ RPI		CONF. RPI		ADJ CONF. RPI				
Average RPI Loss:		124																					
DIV. I ONLY			13- 22		.37143 248		4- 6		107		189		201		.45825 208		24		26				
DIV. I NON-CONF.			3- 14		.17647 289		0- 1		67		108		221		.45153 216		26		25				
TOTALS		RPI 1-25		RPI 26-50		W-L RECORDS		RPI 51-100		RPI 101-150		RPI 150+											
13- 22		0- 1		0- 1		OVERALL		0- 9		1- 3		12- 8											
5- 4		0- 0		0- 0		HOME		0- 1		0- 0		5- 3											
4- 10		0- 1		0- 0		AWAY		0- 3		0- 1		4- 5											
4- 8		0- 0		0- 1		NEUTRAL		0- 5		1- 2		3- 0											
3- 14		0- 1		0- 1		NON-CONFERENCE		0- 7		1- 3		2- 2											
0- 1		0- 0		0- 0		HOME		0- 1		0- 0		0- 0											
0- 5		0- 1		0- 0		AWAY		0- 1		0- 1		0- 2											
3- 8		0- 0		0- 1		NEUTRAL		0- 5		1- 2		2- 0											
10- 8		0- 0		0- 0		CONFERENCE		0- 2		0- 0		10- 6											
5- 3		0- 0		0- 0		HOME		0- 0		0- 0		5- 3											
4- 5		0- 0		0- 0		AWAY		0- 2		0- 0		4- 3											
1- 0		0- 0		0- 0		NEUTRAL		0- 0		0- 0		1- 0											
RPI	S	Opponent		Score		RPI	S	Opponent		Score		RPI	S	Opponent		Score							
5	A	Missouri		0 3		46	N	Wichita St.		0 3		51	N	Miami (FL)		1 3		106	N	North Dakota		3 2	
												62	N	Virginia Tech		0 3		120	N	UAB		0 3	
												64	N	VCU		0 3		129	N	UALR		1 3	
												66	N	Ball St.		0 3		134	A	South Fla.		1 3	
												77	N	East Tenn. St.		1 3		173	A	Southeast Mo. St.		0 3	
												86	A	Middle Tenn.		2 3		173	H	Southeast Mo. St.		3 1	
												86	H	Middle Tenn.		0 3		173	N	Southeast Mo. St.		3 1	
												91	A	Morehead St.		2 3		176	A	Tennessee		0 3	
												91	A	Morehead St.		1 3		177	H	Belmont		0 3	
																		184	H	Eastern Ky.		3 0	
																		188	A	Eastern Ill.		2 3	
																		188	H	Eastern Ill.		1 3	
																		226	A	Memphis		1 3	
																		238	A	Murray St.		3 2	
																		238	H	Murray St.		3 2	
																		244	A	Jacksonville St.		2 3	
																		253	A	SIU Edwardsville		3 1	
																		253	H	SIU Edwardsville		0 3	
																		254	H	Tennessee St.		3 0	
																		292	A	UT Martin		3 2	
																		292	H	UT Martin		3 0	
																		300	A	Tennessee Tech		3 1	
																		305	N	Citadel		3 0	
																		323	N	La Salle		3 0	
LAST 10 GAMES																							
						91	A	Morehead St.		2 3		292	A	UT Martin		3 2		305	N	Citadel		3 0	
						173	N	Southeast Mo. St.		3 1		86	H	Middle Tenn.		0 3		323	N	La Salle		3 0	
						91	A	Morehead St.		1 3		177	H	Belmont		0 3							
						238	A	Murray St.		3 2		254	H	Tennessee St.		3 0							
						173	A	Southeast Mo. St.		0 3		188	H	Eastern Ill.		1 3							

Non-Div. I Games:

Austin Peay

Average RPI Win:	223	WON-LOST RECORD	WINNING PCT. RANK	LAST 10 GAMES	STRENGTH OF SCHEDULE	OPP. STRENGTH OF SCHEDULE	TEAM RPI	ADJ RPI	CONF. RPI	ADJ CONF. RPI		
DIV. I ONLY		11- 17	.39286	236	1- 9	166	129	217	.45587	209	13	12
DIV. I NON-CONF.		8- 6	.57143	141	0- 0	195	150	149	.4978	155	13	13
<hr/>												
TOTALS	RPI 1-25	RPI 26-50		W-L RECORDS		RPI 51-100		RPI 101-150		RPI 150+		
11- 17	0- 1	0- 1		OVERALL		0- 5		2- 3		9- 7		
3- 7	0- 0	0- 0		HOME		0- 2		1- 1		2- 4		
6- 7	0- 0	0- 0		AWAY		0- 3		1- 2		5- 2		
2- 3	0- 1	0- 1		NEUTRAL		0- 0		0- 0		2- 1		
8- 6	0- 1	0- 1		NON-CONFERENCE		0- 1		2- 1		6- 2		
3- 0	0- 0	0- 0		HOME		0- 0		1- 0		2- 0		
3- 3	0- 0	0- 0		AWAY		0- 1		1- 1		2- 1		
2- 3	0- 1	0- 1		NEUTRAL		0- 0		0- 0		2- 1		
3- 11	0- 0	0- 0		CONFERENCE		0- 4		0- 2		3- 5		
0- 7	0- 0	0- 0		HOME		0- 2		0- 1		0- 4		
3- 4	0- 0	0- 0		AWAY		0- 2		0- 1		3- 1		
0- 0	0- 0	0- 0		NEUTRAL		0- 0		0- 0		0- 0		
RPI S	Opponent	Score		RPI S	Opponent	Score		RPI S	Opponent	Score		
14 N	Wisconsin	0 3		33 N	Alabama	1 3		68 A	Col. of Charleston	0 3		
								68 H	Col. of Charleston	0 3		
								71 A	Pepperdine	0 3		
								80 A	Northeastern	1 3		
								80 H	Northeastern	1 3		
								113 A	Clemson	3 1		
								126 H	Furman	3 2		
								137 A	Villanova	2 3		
								148 A	UNC Wilmington	0 3		
								148 H	UNC Wilmington	2 3		
								155 A	James Madison	1 3		
								155 H	James Madison	1 3		
								168 A	Penn	2 3		
								200 A	Hofstra	3 2		
								200 H	Hofstra	0 3		
								217 N	Troy	3 2		
								218 A	William & Mary	3 2		
								218 H	William & Mary	2 3		
								222 A	Towson	3 0		
								222 H	Towson	1 3		
								223 N	Iona	0 3		
								229 A	UMBC	3 2		
								257 A	Loyola Maryland	3 0		
								261 H	Sacred Heart	3 0		
								284 H	Rutgers	3 2		
								323 N	La Salle	3 0		
				LAST 10 GAMES								
				68 H	Col. of Charleston	0 3		218 H	William & Mary	2 3		
				148 H	UNC Wilmington	2 3		155 H	James Madison	1 3		
				222 H	Towson	1 3		80 A	Northeastern	1 3		
				148 A	UNC Wilmington	0 3		200 A	Hofstra	3 2		
				68 A	Col. of Charleston	0 3		155 A	James Madison	1 3		

Non-Div. I Games:

Delaware

Average RPI Win: 279		WON-LOST RECORD		WINNING PCT. RANK		LAST 10 GAMES		STRENGTH OF SCHEDULE		OPP. STRENGTH OF SCHEDULE		TEAM RPI		ADJ RPI		CONF. RPI		ADJ CONF. RPI	
DIV. I ONLY		14- 14		.5 171		6- 4		228		272		212		.45583 210		28		28	
DIV. I NON-CONF.		1- 9		.1 302		0- 0		99		72		257		.42196 249		29		29	
TOTALS		RPI 1-25		RPI 26-50		W-L RECORDS		RPI 51-100		RPI 101-150		RPI 150+							
14- 14		0- 1		0- 2		OVERALL		0- 1		0- 2		14- 8							
7- 2		0- 0		0- 0		HOME		0- 0		0- 0		7- 2							
6- 8		0- 0		0- 1		AWAY		0- 1		0- 1		6- 5							
1- 4		0- 1		0- 1		NEUTRAL		0- 0		0- 1		1- 1							
1- 9		0- 1		0- 2		NON-CONFERENCE		0- 1		0- 2		1- 3							
0- 0		0- 0		0- 0		HOME		0- 0		0- 0		0- 0							
0- 5		0- 0		0- 1		AWAY		0- 1		0- 1		0- 2							
1- 4		0- 1		0- 1		NEUTRAL		0- 0		0- 1		1- 1							
13- 5		0- 0		0- 0		CONFERENCE		0- 0		0- 0		13- 5							
7- 2		0- 0		0- 0		HOME		0- 0		0- 0		7- 2							
6- 3		0- 0		0- 0		AWAY		0- 0		0- 0		6- 3							
0- 0		0- 0		0- 0		NEUTRAL		0- 0		0- 0		0- 0							
RPI S	Opponent	Score		RPI S	Opponent	Score		RPI S	Opponent	Score		RPI S	Opponent	Score					
19 N	Florida St.	0	3	28 N	Michigan	0	3	58 A	Kansas St.	0	3	110 N	Southern Ill.	0	3				
				32 A	Texas A&M	0	3					128 A	St. John's (NY)	0	3				
												156 A	Fairfield	3	2				
												156 H	Fairfield	2	3				
												173 N	Southeast Mo. St.	0	3				
												175 A	Marist	1	3				
												175 H	Marist	2	3				
												200 A	Hofstra	0	3				
												223 A	Iona	0	3				
												223 H	Iona	3	2				
												236 A	Manhattan	0	3				
												236 H	Manhattan	3	0				
												250 N	Coppin St.	3	1				
												280 A	Canisius	3	2				
												280 H	Canisius	3	1				
												283 A	Rider	3	0				
												283 H	Rider	3	1				
												294 A	Binghamton	0	3				
												315 A	Niagara	3	0				
												315 H	Niagara	3	0				
												318 A	Quinnipiac	3	1				
												318 H	Quinnipiac	3	1				
												325 A	Saint Peter's	3	0				
												325 H	Saint Peter's	3	0				
LAST 10 GAMES																			
				325 H	Saint Peter's	3	0	223 A	Iona	0	3	325 A	Saint Peter's	3	0				
				283 H	Rider	3	1	236 A	Manhattan	0	3	325 H	Saint Peter's	3	0				
				315 H	Niagara	3	0	156 H	Fairfield	2	3								
				280 H	Canisius	3	1	318 H	Quinnipiac	3	1								
				175 A	Marist	1	3	283 A	Rider	3	0								

Non-Div. I Games:

Siena

Average RPI Win:	251	WON-LOST	WINNING	LAST 10	STRENGTH OF	OPP. STRENGTH	TEAM	ADJ	CONF.	ADJ CONF.	
Average RPI Loss:	139	RECORD	PCT. RANK	GAMES	SCHEDULE	OF SCHEDULE	RPI	RPI	RPI	RPI	
DIV. I ONLY	13- 16	.44828	203	5- 5	178	237	210	.45555	211	22	24
DIV. I NON-CONF.	5- 5	.5	165	0- 0	137	236	155	.49382	160	25	24
<hr/>											
TOTALS	RPI 1-25	RPI 26-50		W-L RECORDS		RPI 51-100		RPI 101-150		RPI 150+	
13- 16	0- 0	0- 0		OVERALL		0- 8		1- 1		12- 7	
10- 4	0- 0	0- 0		HOME		0- 4		1- 0		9- 0	
2- 9	0- 0	0- 0		AWAY		0- 3		0- 1		2- 5	
1- 3	0- 0	0- 0		NEUTRAL		0- 1		0- 0		1- 2	
<hr/>											
5- 5	0- 0	0- 0		NON-CONFERENCE		0- 1		1- 1		4- 3	
4- 0	0- 0	0- 0		HOME		0- 0		1- 0		3- 0	
0- 2	0- 0	0- 0		AWAY		0- 0		0- 1		0- 1	
1- 3	0- 0	0- 0		NEUTRAL		0- 1		0- 0		1- 2	
<hr/>											
8- 11	0- 0	0- 0		CONFERENCE		0- 7		0- 0		8- 4	
6- 4	0- 0	0- 0		HOME		0- 4		0- 0		6- 0	
2- 7	0- 0	0- 0		AWAY		0- 3		0- 0		2- 4	
0- 0	0- 0	0- 0		NEUTRAL		0- 0		0- 0		0- 0	
<hr/>											
RPI S	Opponent	Score	RPI S	Opponent	Score	RPI S	Opponent	Score	RPI S	Opponent	Score
						70 A Lipscomb	1	3	107 H Samford	3	1
						70 H Lipscomb	1	3	115 A Ole Miss	0	3
						70 H Lipscomb	0	3	159 A Radford	1	3
						73 N Ga. Southern	0	3	164 A FGCU	1	3
						77 A East Tenn. St.	0	3	164 H FGCU	3	0
						77 H East Tenn. St.	1	3	181 N Arkansas St.	2	3
						96 A Jacksonville	0	3	184 N Eastern Ky.	2	3
						96 H Jacksonville	1	3	194 H Coastal Caro.	3	1
									235 A Northern Ky.	2	3
									235 H Northern Ky.	3	1
									255 A North Florida	3	0
									255 H North Florida	3	2
									258 A Stetson	1	3
									258 H Stetson	3	2
									266 H Stony Brook	3	1
									300 H Tennessee Tech	3	2
									306 A USC Upstate	0	3
									306 H USC Upstate	3	0
									307 A Mercer	3	2
									307 H Mercer	3	2
			314 N N.C. A&T	3	0						
<hr/>											
			LAST 10 GAMES								
70 H Lipscomb			1	3	70 H Lipscomb			0	3		
307 H Mercer			3	2	77 A East Tenn. St.			0	3		
96 A Jacksonville			0	3	164 H FGCU			3	0		
255 A North Florida			3	0	258 H Stetson			3	2		
235 H Northern Ky.			3	1	306 A USC Upstate			0	3		

Non-Div. I Games:

Kennesaw St.

Average RPI Win: 198		WON-LOST RECORD	WINNING PCT. RANK		LAST 10 GAMES	STRENGTH OF SCHEDULE		OPP. STRENGTH OF SCHEDULE		TEAM RPI	ADJ RPI		CONF. RPI	ADJ CONF. RPI	
Average RPI Loss: 134															
DIV. I ONLY		12- 18	.4	231	2- 8	167		130		211	.45473	212	9	9	
DIV. I NON-CONF.		6- 7	.46154	190	0- 0	291		205		246	.41916	251	10	10	
TOTALS		RPI 1-25	RPI 26-50		W-L RECORDS		RPI 51-100		RPI 101-150		RPI 150+				
12- 18	0- 0	1- 2		OVERALL		0- 5		2- 5		9- 6					
7- 4	0- 0	1- 0		HOME		0- 2		1- 2		5- 0					
2- 10	0- 0	0- 1		AWAY		0- 3		0- 3		2- 3					
3- 4	0- 0	0- 1		NEUTRAL		0- 0		1- 0		2- 3					
6- 7	0- 0	0- 0		NON-CONFERENCE		0- 0		1- 2		5- 5					
3- 0	0- 0	0- 0		HOME		0- 0		0- 0		3- 0					
0- 4	0- 0	0- 0		AWAY		0- 0		0- 2		0- 2					
3- 3	0- 0	0- 0		NEUTRAL		0- 0		1- 0		2- 3					
6- 11	0- 0	1- 2		CONFERENCE		0- 5		1- 3		4- 1					
4- 4	0- 0	1- 0		HOME		0- 2		1- 2		2- 0					
2- 6	0- 0	0- 1		AWAY		0- 3		0- 1		2- 1					
0- 1	0- 0	0- 1		NEUTRAL		0- 0		0- 0		0- 0					
RPI	S	Opponent	Score	RPI	S	Opponent	Score	RPI	S	Opponent	Score	RPI	S	Opponent	Score
				35	A	Ohio	0 3	66	H	Ball St.	1 3	103	H	Toledo	1 3
				35	H	Ohio	3 1	75	A	Northern Ill.	0 3	110	N	Southern Ill.	3 0
				35	N	Ohio	0 3	81	A	Bowling Green	1 3	119	A	Indiana	1 3
								81	H	Bowling Green	1 3	125	A	Marshall	2 3
								93	A	Western Mich.	0 3	132	H	Eastern Mich.	1 3
												135	A	Buffalo	1 3
												135	H	Buffalo	3 2
												167	A	Miami (OH)	1 3
												167	H	Miami (OH)	3 0
												184	N	Eastern Ky.	3 2
												188	H	Eastern Ill.	3 1
												191	A	Central Mich.	3 0
												192	A	Youngstown St.	1 3
												195	A	Cal St. Fullerton	0 3
												218	N	William & Mary	2 3
												252	A	Akron	3 2
												252	H	Akron	3 2
												264	H	Ill.-Chicago	3 1
												277	N	Gardner-Webb	1 3
												284	N	Rutgers	0 3
												294	H	Binghamton	3 0
												299	N	Robert Morris	3 0
LAST 10 GAMES															
				35	N	Ohio	0 3	252	H	Akron	3 2				
				132	H	Eastern Mich.	1 3	135	H	Buffalo	3 2				
				35	A	Ohio	0 3	75	A	Northern Ill.	0 3				
				81	A	Bowling Green	1 3	93	A	Western Mich.	0 3				
				167	A	Miami (OH)	1 3	103	H	Toledo	1 3				

Non-Div. I Games:

Kent St.

Average RPI Win:		198	WON-LOST RECORD		WINNING PCT. RANK		LAST 10 GAMES		STRENGTH OF SCHEDULE		OPP. STRENGTH OF SCHEDULE		TEAM RPI		ADJ RPI		CONF. RPI		ADJ CONF. RPI				
DIV. I ONLY			8- 20		.28571 279		1- 9		88		53		204		.4545 213		3		3				
DIV. I NON-CONF.			6- 7		.46154 190		0- 1		277		211		237		.41704 255		4		4				
TOTALS		RPI 1-25		RPI 26-50				W-L RECORDS				RPI 51-100				RPI 101-150				RPI 150+			
8- 20		0- 8		0- 0				OVERALL				2- 7				1- 1				5- 4			
2- 9		0- 4		0- 0				HOME				1- 3				0- 0				1- 2			
3- 8		0- 4		0- 0				AWAY				1- 4				1- 0				1- 0			
3- 3		0- 0		0- 0				NEUTRAL				0- 0				0- 1				3- 2			
6- 7		0- 0		0- 0				NON-CONFERENCE				0- 2				1- 1				5- 4			
1- 3		0- 0		0- 0				HOME				0- 1				0- 0				1- 2			
2- 1		0- 0		0- 0				AWAY				0- 1				1- 0				1- 0			
3- 3		0- 0		0- 0				NEUTRAL				0- 0				0- 1				3- 2			
2- 13		0- 8		0- 0				CONFERENCE				2- 5				0- 0				0- 0			
1- 6		0- 4		0- 0				HOME				1- 2				0- 0				0- 0			
1- 7		0- 4		0- 0				AWAY				1- 3				0- 0				0- 0			
0- 0		0- 0		0- 0				NEUTRAL				0- 0				0- 0				0- 0			
RPI	S	Opponent		Score		RPI	S	Opponent		Score		RPI	S	Opponent		Score		RPI	S	Opponent		Score	
1	A	Texas		0 <div>3</div>								58	A	Kansas St.		0 <div>3</div>		104	A	Texas St.		3 2	
1	H	Texas		0 <div>3</div>								58	H	Kansas St.		3 1		131	N	South Dakota		1 <div>3</div>	
12	A	Kansas		0 <div>3</div>								65	A	Washington St.		0 <div>3</div>		195	H	Cal St. Fullerton		0 <div>3</div>	
12	H	Kansas		0 <div>3</div>								72	H	New Mexico		0 <div>3</div>		204	H	Montana		0 <div>3</div>	
22	A	Iowa St.		2 <div>3</div>								74	A	West Virginia		2 <div>3</div>		204	N	Montana		3 1	
22	H	Iowa St.		0 <div>3</div>								74	H	West Virginia		1 <div>3</div>		215	N	Seattle		0 <div>3</div>	
23	A	Oklahoma		1 <div>3</div>								83	A	TCU		3 2		232	N	Eastern Wash.		1 <div>3</div>	
23	H	Oklahoma		1 <div>3</div>								90	A	Baylor		0 <div>3</div>		269	N	Grand Canyon		3 1	
												90	H	Baylor		1 <div>3</div>		271	H	Nevada		3 0	
																		288	N	UC Riverside		3 0	
																		304	A	Weber St.		3 1	
LAST 10 GAMES																							
12	A	Kansas		0 <div>3</div>		74	A	West Virginia		2 <div>3</div>													
23	H	Oklahoma		1 <div>3</div>		22	A	Iowa St.		2 <div>3</div>													
1	H	Texas		0 <div>3</div>		90	H	Baylor		1 <div>3</div>													
90	A	Baylor		0 <div>3</div>		72	H	New Mexico		0 <div>3</div>													
58	H	Kansas St.		3 1		58	A	Kansas St.		0 <div>3</div>													

Non-Div. I Games: Abilene Christian 1  Incarnate Word 2  Abilene Christian 3 0

Texas Tech

E
l
o
n

Elon				Through Games Of Through Matches of Nov. 24, 2013								
Average RPI Win: 253 Average RPI Loss: 158		WON-LOST RECORD	WINNING PCT. RANK	LAST 10 GAMES	STRENGTH OF SCHEDULE	OPP. STRENGTH OF SCHEDULE	TEAM RPI	ADJ RPI		CONF. RPI	ADJ CONF. RPI	
DIV. I ONLY		16- 17	.48485 183	4- 6	207	270	209	.45334	214	19	19	
DIV. I NON-CONF.		9- 7	.5625 148	0- 0	251	289	206	.45341	214	24	26	
<hr/>												
TOTALS		RPI 1-25	RPI 26-50		W-L RECORDS		RPI 51-100		RPI 101-150		RPI 150+	
16- 17	0- 0		0- 0		OVERALL		0- 3		1- 4		15- 10	
8- 5	0- 0		0- 0		HOME		0- 1		1- 0		7- 4	
6- 7	0- 0		0- 0		AWAY		0- 1		0- 3		6- 3	
2- 5	0- 0		0- 0		NEUTRAL		0- 1		0- 1		2- 3	
<hr/>												
9- 7	0- 0		0- 0		NON-CONFERENCE		0- 0		0- 2		9- 5	
4- 1	0- 0		0- 0		HOME		0- 0		0- 0		4- 1	
3- 2	0- 0		0- 0		AWAY		0- 0		0- 1		3- 1	
2- 4	0- 0		0- 0		NEUTRAL		0- 0		0- 1		2- 3	
<hr/>												
7- 10	0- 0		0- 0		CONFERENCE		0- 3		1- 2		6- 5	
4- 4	0- 0		0- 0		HOME		0- 1		1- 0		3- 3	
3- 5	0- 0		0- 0		AWAY		0- 1		0- 2		3- 2	
0- 1	0- 0		0- 0		NEUTRAL		0- 1		0- 0		0- 0	
<hr/>												
RPI S	Opponent	Score	RPI S	Opponent	Score	RPI S	Opponent	Score	RPI S	Opponent	Score	
						73 A	Ga. Southern	1 3	107 A	Samford	0 3	
						73 H	Ga. Southern	0 3	111 A	UCF	0 3	
						73 N	Ga. Southern	0 3	126 A	Furman	1 3	
									126 H	Furman	3 2	
									148 N	UNC Wilmington	0 3	
									153 H	Appalachian St.	0 3	
									157 N	George Washington	2 3	
									159 H	Radford	3 2	
									166 A	UNC Greensboro	1 3	
									166 H	UNC Greensboro	0 3	
									185 N	Stephen F. Austin	2 3	
									196 A	Davidson	3 0	
									196 H	Davidson	2 3	
									198 A	High Point	2 3	
									207 H	Western Caro.	3 1	
									227 A	Navy	3 0	
									233 H	East Carolina	0 3	
									234 H	Campbell	3 0	
									251 A	Charlotte	3 1	
									254 N	Tennessee St.	3 1	
									259 A	Wofford	1 3	
									259 H	Wofford	3 2	
									264 N	Ill.-Chicago	1 3	
									277 H	Gardner-Webb	3 2	
									291 A	Chattanooga	3 2	
									305 A	Citadel	3 2	
									305 H	Citadel	3 0	
<hr/>												
LAST 10 GAMES												
						73 N	Ga. Southern	0 3	207 H	Western Caro.	3 1	
						196 H	Davidson	2 3	153 H	Appalachian St.	0 3	
						166 H	UNC Greensboro	0 3	259 H	Wofford	3 2	
						126 A	Furman	1 3	126 H	Furman	3 2	
						259 A	Wofford	1 3	291 A	Chattanooga	3 2	

Non-Div. I Games:

Elon

E
l
o
n

RPI	S	Opponent	Score	
314	A	N.C. A&T	3	0
321	N	South Carolina St.	3	0
326	H	N.C. Central	3	0

Elon

E
l
o
n

E
l
o
n

Average RPI Win:	244	WON-LOST RECORD	WINNING PCT. RANK	LAST 10 GAMES		STRENGTH OF SCHEDULE	OPP. STRENGTH OF SCHEDULE	TEAM RPI	ADJ RPI	CONF. RPI	ADJ CONF. RPI
DIV. I ONLY		12- 19	.3871 238	5- 5		205	163	225	.4502 215	26	23
DIV. I NON-CONF.		3- 12	.2 286	0- 0		181	68	262	.41437 257	23	23
TOTALS	RPI 1-25		RPI 26-50	W-L RECORDS		RPI 51-100			RPI 101-150		RPI 150+
12- 19	0- 2		0- 2	OVERALL		0- 5			2- 6		10- 4
6- 3	0- 0		0- 0	HOME		0- 1			2- 1		4- 1
3- 13	0- 2		0- 1	AWAY		0- 3			0- 4		3- 3
3- 3	0- 0		0- 1	NEUTRAL		0- 1			0- 1		3- 0
3- 12	0- 2		0- 2	NON-CONFERENCE		0- 3			0- 2		3- 3
0- 1	0- 0		0- 0	HOME		0- 0			0- 0		0- 1
0- 8	0- 2		0- 1	AWAY		0- 2			0- 1		0- 2
3- 3	0- 0		0- 1	NEUTRAL		0- 1			0- 1		3- 0
9- 7	0- 0		0- 0	CONFERENCE		0- 2			2- 4		7- 1
6- 2	0- 0		0- 0	HOME		0- 1			2- 1		4- 0
3- 5	0- 0		0- 0	AWAY		0- 1			0- 3		3- 1
0- 0	0- 0		0- 0	NEUTRAL		0- 0			0- 0		0- 0
RPI S Opponent Score		RPI S Opponent Score		RPI S Opponent Score		RPI S Opponent Score		RPI S Opponent Score			
3 A Washington 0 3		38 A Cal St. Northridge 0 3		65 A Washington St. 0 3		114 A Loyola Marymount 0 3					
25 A Oregon 0 3		48 N Arizona St. 0 3		68 N Col. of Charleston 1 3		133 N UNLV 0 3					
				85 A Long Beach St. 0 3		139 A Bakersfield 0 3					
				94 A New Mexico St. 1 3		139 H Bakersfield 1 3					
				94 H New Mexico St. 1 3		142 A Idaho 1 3					
						142 H Idaho 3 1					
						144 A UMKC 1 3					
						144 H UMKC 3 0					
						152 A Utah Valley 0 3					
						152 H Utah Valley 3 2					
						154 A Gonzaga 0 3					
						213 N Texas Tech 3 0					
						232 H Eastern Wash. 0 3					
						269 A Grand Canyon 3 1					
						269 H Grand Canyon 3 1					
						271 N Nevada 3 0					
						274 A Tex.-Pan American 3 1					
						274 H Tex.-Pan American 3 1					
						288 N UC Riverside 3 0					
						304 A Weber St. 0 3					
						316 A Chicago St. 3 1					
						316 H Chicago St. 3 1					
				LAST 10 GAMES							
				316 A Chicago St. 3 1		152 A Utah Valley 0 3					
				144 A UMKC 1 3		139 A Bakersfield 0 3					
				142 A Idaho 1 3		144 H UMKC 3 0					
				94 H New Mexico St. 1 3		316 H Chicago St. 3 1					
				274 H Tex.-Pan American 3 1		269 H Grand Canyon 3 1					

Non-Div. I Games:

Seattle

Average RPI Win:	305	WON-LOST	WINNING	LAST 10	STRENGTH OF	OPP. STRENGTH	TEAM	ADJ	CONF.	ADJ CONF.					
Average RPI Loss:	123	RECORD	PCT. RANK	GAMES	SCHEDULE	OF SCHEDULE	RPI	RPI	RPI	RPI					
DIV. I ONLY		15- 7	.68182	59	9- 1	324	305	230	.44926	216	31	32			
DIV. I NON-CONF.		4- 6	.4	220	1- 0	104	174	169	.48774	167	31	31			
<hr/>															
TOTALS	RPI 1-25	RPI 26-50		W-L RECORDS		RPI 51-100		RPI 101-150		RPI 150+					
15- 7	0- 0	0- 0		OVERALL		0- 3		0- 1		15- 3					
6- 1	0- 0	0- 0		HOME		0- 0		0- 0		6- 1					
6- 3	0- 0	0- 0		AWAY		0- 1		0- 0		6- 2					
3- 3	0- 0	0- 0		NEUTRAL		0- 2		0- 1		3- 0					
<hr/>															
4- 6	0- 0	0- 0		NON-CONFERENCE		0- 3		0- 1		4- 2					
1- 1	0- 0	0- 0		HOME		0- 0		0- 0		1- 1					
1- 2	0- 0	0- 0		AWAY		0- 1		0- 0		1- 1					
2- 3	0- 0	0- 0		NEUTRAL		0- 2		0- 1		2- 0					
<hr/>															
11- 1	0- 0	0- 0		CONFERENCE		0- 0		0- 0		11- 1					
5- 0	0- 0	0- 0		HOME		0- 0		0- 0		5- 0					
5- 1	0- 0	0- 0		AWAY		0- 0		0- 0		5- 1					
1- 0	0- 0	0- 0		NEUTRAL		0- 0		0- 0		1- 0					
<hr/>															
RPI	S	Opponent	Score	RPI	S	Opponent	Score	RPI	S	Opponent	Score				
				56 A Tulane				0	3	106 N North Dakota		2	3		
				60 N Western Ky.				0	3	160 A Georgia Tech		0	3		
				68 N Col. of Charleston				0	3	164 H FGCU		1	3		
								250 A Coppin St.		2	3				
								255 A North Florida		3	1				
								255 H North Florida		3	2				
								256 N Texas Southern		3	0				
								281 N Norfolk St.		3	0				
								291 N Chattanooga		3	2				
								314 A N.C. A&T		3	1				
								314 H N.C. A&T		3	0				
								321 A South Carolina St.		3	1				
								321 H South Carolina St.		3	0				
								326 A N.C. Central		3	0				
								326 H N.C. Central		3	0				
								328 A Bethune-Cookman		3	1				
								328 H Bethune-Cookman		3	0				
								331 A Savannah St.		3	0				
								331 H Savannah St.		3	0				
				<hr/>											
				LAST 10 GAMES											
				250 A Coppin St.				2	3	331 H Savannah St.				3	0
				281 N Norfolk St.				3	0	321 H South Carolina St.				3	0
				328 H Bethune-Cookman				3	0	255 A North Florida				3	1
				326 A N.C. Central				3	0	328 A Bethune-Cookman				3	1
				314 A N.C. A&T				3	1	314 H N.C. A&T				3	0

Non-Div. I Games:

Florida A&M

Average RPI Win:	210	WON-LOST	WINNING	LAST 10	STRENGTH OF	OPP. STRENGTH	TEAM	ADJ	CONF.	ADJ CONF.	
Average RPI Loss:	144	RECORD	PCT. RANK	GAMES	SCHEDULE	OF SCHEDULE	RPI	RPI	RPI	RPI	
DIV. I ONLY		13- 21	.38235 243	4- 6	136	185	214	.44854 217	15	15	
DIV. I NON-CONF.		5- 9	.35714 244	0- 0	168	193	217	.44557 221	16	16	
<hr/>											
TOTALS	RPI 1-25	RPI 26-50		W-L RECORDS	RPI 51-100		RPI 101-150		RPI 150+		
13- 21	0- 0	0- 1		OVERALL	2- 3		0- 7		11- 10		
8- 5	0- 0	0- 0		HOME	2- 1		0- 2		6- 2		
3- 10	0- 0	0- 0		AWAY	0- 2		0- 3		3- 5		
2- 6	0- 0	0- 1		NEUTRAL	0- 0		0- 2		2- 3		
<hr/>											
5- 9	0- 0	0- 1		NON-CONFERENCE	1- 1		0- 3		4- 4		
2- 0	0- 0	0- 0		HOME	1- 0		0- 0		1- 0		
1- 3	0- 0	0- 0		AWAY	0- 1		0- 1		1- 1		
2- 6	0- 0	0- 1		NEUTRAL	0- 0		0- 2		2- 3		
<hr/>											
8- 12	0- 0	0- 0		CONFERENCE	1- 2		0- 4		7- 6		
6- 5	0- 0	0- 0		HOME	1- 1		0- 2		5- 2		
2- 7	0- 0	0- 0		AWAY	0- 1		0- 2		2- 4		
0- 0	0- 0	0- 0		NEUTRAL	0- 0		0- 0		0- 0		
<hr/>											
RPI S	Opponent	Score	RPI S	Opponent	Score	RPI S	Opponent	Score	RPI S	Opponent	Score
			33 N	Alabama	1 3	60 A	Western Ky.	0 3	104 A	Texas St.	1 3
						60 H	Western Ky.	3 0	104 H	Texas St.	1 3
						60 H	Western Ky.	0 3	113 A	Clemson	1 3
						63 A	Auburn	1 3	128 N	St. John's (NY)	0 3
						73 H	Ga. Southern	3 0	129 A	UALR	0 3
									129 H	UALR	2 3
									141 N	Green Bay	1 3
									160 A	Georgia Tech	3 1
									161 A	Texas-Arlington	2 3
									161 H	Texas-Arlington	3 2
									161 H	Texas-Arlington	2 3
									180 A	Southern Miss.	0 3
									181 A	Arkansas St.	2 3
									181 H	Arkansas St.	3 1
									185 N	Stephen F. Austin	2 3
									189 A	South Ala.	3 0
									189 H	South Ala.	1 3
									203 N	UConn	2 3
									206 A	La.-Lafayette	0 3
									206 H	La.-Lafayette	3 0
									209 N	Delaware	2 3
			LAST 10 GAMES						260 A	Georgia St.	3 1
			161 H	Texas-Arlington	2 3	181 H	Arkansas St.	3 1	260 H	Georgia St.	3 1
			60 H	Western Ky.	3 0	189 H	South Ala.	1 3	278 H	Alabama St.	3 0
			60 A	Western Ky.	0 3	287 A	La.-Monroe	2 3	287 A	La.-Monroe	2 3
			260 A	Georgia St.	3 1	206 A	La.-Lafayette	0 3	287 H	La.-Monroe	3 0
			161 H	Texas-Arlington	3 2	104 H	Texas St.	1 3	307 N	Mercer	3 2

Non-Div. I Games:

Troy

RPI	S	Opponent	Score	
309	N	Jackson St.	3	0

Troy

T
r
o
y

T
r
o
y

Average RPI Win:	190	WON-LOST RECORD	WINNING PCT. RANK	LAST 10 GAMES	STRENGTH OF SCHEDULE	OPP. STRENGTH OF SCHEDULE	TEAM RPI	ADJ RPI	CONF. RPI	ADJ CONF. RPI			
Average RPI Loss:	144												
DIV. I ONLY		11- 21	.34375	255	4- 6	119	142	215	.4485	218	13	12	
DIV. I NON-CONF.		5- 12	.29412	266	0- 1	154	148	227	.43131	236	13	13	
<hr/>													
TOTALS	RPI 1-25	RPI 26-50		W-L RECORDS		RPI 51-100		RPI 101-150		RPI 150+			
11- 21	0- 0	0- 0		OVERALL		2- 8		1- 3		8- 10			
7- 5	0- 0	0- 0		HOME		1- 1		1- 0		5- 4			
2- 10	0- 0	0- 0		AWAY		0- 5		0- 1		2- 4			
2- 6	0- 0	0- 0		NEUTRAL		1- 2		0- 2		1- 2			
5- 12	0- 0	0- 0		NON-CONFERENCE		1- 5		0- 1		4- 6			
3- 2	0- 0	0- 0		HOME		0- 0		0- 0		3- 2			
0- 5	0- 0	0- 0		AWAY		0- 3		0- 0		0- 2			
2- 5	0- 0	0- 0		NEUTRAL		1- 2		0- 1		1- 2			
6- 9	0- 0	0- 0		CONFERENCE		1- 3		1- 2		4- 4			
4- 3	0- 0	0- 0		HOME		1- 1		1- 0		2- 2			
2- 5	0- 0	0- 0		AWAY		0- 2		0- 1		2- 2			
0- 1	0- 0	0- 0		NEUTRAL		0- 0		0- 1		0- 0			
RPI	S	Opponent	Score	RPI	S	Opponent	Score	RPI	S	Opponent	Score		
						62 A	Virginia Tech	1	3	108 N	Wake Forest	1	3
						64 A	VCU	1	3	148 A	UNC Wilmington	0	3
						67 A	Virginia	1	3	148 H	UNC Wilmington	3	2
						68 A	Col. of Charleston	0	3	148 N	UNC Wilmington	1	3
						68 H	Col. of Charleston	0	3	155 A	James Madison	2	3
						70 N	Lipscomb	0	3	155 H	James Madison	2	3
						78 N	Seton Hall	0	3	171 H	Northern Ariz.	0	3
						80 A	Northeastern	0	3	187 H	Liberty	3	1
						80 H	Northeastern	3	2	190 A	Hampton	2	3
						98 N	Duquesne	3	2	195 A	Cal St. Fullerton	0	3
										200 A	Hofstra	1	3
										200 H	Hofstra	3	1
										209 A	Delaware	3	2
										209 H	Delaware	2	3
										212 N	Kent St.	3	2
										222 A	Towson	3	1
										222 H	Towson	3	2
										230 H	San Jose St.	3	1
										234 H	Campbell	2	3
										276 N	Columbia	0	3
										277 N	Gardner-Webb	1	3
										281 H	Norfolk St.	3	0
LAST 10 GAMES													
						148 N	UNC Wilmington	1	3	80 H	Northeastern	3	2
						80 A	Northeastern	0	3	209 A	Delaware	3	2
						200 A	Hofstra	1	3	222 A	Towson	3	1
						155 H	James Madison	2	3	64 A	VCU	1	3
						200 H	Hofstra	3	1	148 A	UNC Wilmington	0	3

Non-Div. I Games:

William & Mary

Average RPI Win:	228	WON-LOST RECORD	WINNING PCT. RANK	LAST 10 GAMES	STRENGTH OF SCHEDULE	OPP. STRENGTH OF SCHEDULE	TEAM RPI	ADJ RPI	CONF. RPI	ADJ CONF. RPI						
DIV. I ONLY		6- 22	.21429	294	5- 5	74	140	232	.44845	219	23	21				
DIV. I NON-CONF.		0- 13	0	318	0- 0	8	46	202	.47257	189	15	15				
<hr/>																
TOTALS	RPI 1-25	RPI 26-50		W-L RECORDS		RPI 51-100		RPI 101-150		RPI 150+						
6- 22	0- 2	0- 4		OVERALL		0- 4		2- 8		4- 4						
4- 6	0- 1	0- 1		HOME		0- 1		1- 3		3- 0						
2- 9	0- 1	0- 0		AWAY		0- 1		1- 4		1- 3						
0- 7	0- 0	0- 3		NEUTRAL		0- 2		0- 1		0- 1						
<hr/>																
0- 13	0- 2	0- 4		NON-CONFERENCE		0- 4		0- 1		0- 2						
0- 3	0- 1	0- 1		HOME		0- 1		0- 0		0- 0						
0- 4	0- 1	0- 0		AWAY		0- 1		0- 1		0- 1						
0- 6	0- 0	0- 3		NEUTRAL		0- 2		0- 0		0- 1						
<hr/>																
6- 9	0- 0	0- 0		CONFERENCE		0- 0		2- 7		4- 2						
4- 3	0- 0	0- 0		HOME		0- 0		1- 3		3- 0						
2- 5	0- 0	0- 0		AWAY		0- 0		1- 3		1- 2						
0- 1	0- 0	0- 0		NEUTRAL		0- 0		0- 1		0- 0						
<hr/>																
RPI	S	Opponent	Score		RPI	S	Opponent	Score		RPI	S	Opponent	Score			
12	A	Kansas	0	3	36	H	Louisville	0	3	55	H	UNI	0	3		
14	H	Wisconsin	1	3	40	N	Georgia	0	3	73	A	Ga. Southern	0	3		
					46	N	Wichita St.	0	3	95	N	Oral Roberts	0	3		
					48	N	Arizona St.	0	3	99	N	Notre Dame	1	3		
												106	A	North Dakota	0	3
												109	A	IUPUI	0	3
												109	H	IUPUI	0	3
												131	A	South Dakota	1	3
												131	H	South Dakota	1	3
												140	A	Denver	3	0
												140	H	Denver	0	3
												143	A	IPFW	0	3
												143	H	IPFW	3	1
												143	N	IPFW	0	3
												152	A	Utah Valley	0	3
												198	N	High Point	0	3
												242	A	Western Ill.	0	3
												242	H	Western Ill.	3	0
												275	A	South Dakota St.	3	0
												275	H	South Dakota St.	3	1
												293	A	Neb. Omaha	0	3
												293	H	Neb. Omaha	3	0
<hr/>																
LAST 10 GAMES																
143	N	IPFW	0	3	131	A	South Dakota	1	3							
143	A	IPFW	0	3	140	A	Denver	3	0							
109	A	IUPUI	0	3	275	A	South Dakota St.	3	0							
293	H	Neb. Omaha	3	0	109	H	IUPUI	0	3							
242	H	Western Ill.	3	0	143	H	IPFW	3	1							

Non-Div. I Games:

North Dakota St.

Average RPI Win:	236	WON-LOST	WINNING	LAST 10	STRENGTH OF	OPP. STRENGTH	TEAM	ADJ	CONF.	ADJ CONF.	
Average RPI Loss:	133	RECORD	PCT. RANK	GAMES	SCHEDULE	OF SCHEDULE	RPI	RPI	RPI	RPI	
DIV. I ONLY	13- 14	.48148	193	3- 7	257	160	218	.44794	220	12	13
DIV. I NON-CONF.	6- 3	.66667	85	0- 0	324	263	228	.43667	228	11	12
<hr/>											
TOTALS	RPI 1-25	RPI 26-50		W-L RECORDS	RPI 51-100		RPI 101-150		RPI 150+		
13- 14	0- 0	0- 2		OVERALL	0- 6		2- 0		11- 6		
6- 6	0- 0	0- 1		HOME	0- 3		1- 0		5- 2		
4- 7	0- 0	0- 1		AWAY	0- 3		1- 0		3- 3		
3- 1	0- 0	0- 0		NEUTRAL	0- 0		0- 0		3- 1		
<hr/>											
6- 3	0- 0	0- 0		NON-CONFERENCE	0- 0		0- 0		6- 3		
2- 1	0- 0	0- 0		HOME	0- 0		0- 0		2- 1		
1- 1	0- 0	0- 0		AWAY	0- 0		0- 0		1- 1		
3- 1	0- 0	0- 0		NEUTRAL	0- 0		0- 0		3- 1		
<hr/>											
7- 11	0- 0	0- 2		CONFERENCE	0- 6		2- 0		5- 3		
4- 5	0- 0	0- 1		HOME	0- 3		1- 0		3- 1		
3- 6	0- 0	0- 1		AWAY	0- 3		1- 0		2- 2		
0- 0	0- 0	0- 0		NEUTRAL	0- 0		0- 0		0- 0		
<hr/>											
RPI S	Opponent	Score	RPI S	Opponent	Score	RPI S	Opponent	Score	RPI S	Opponent	Score
			46 A	Wichita St.	0 3	55 A	UNI	2 3	110 A	Southern Ill.	3 2
			46 H	Wichita St.	1 3	55 H	UNI	0 3	110 H	Southern Ill.	3 0
						69 A	Missouri St.	0 3	167 N	Miami (OH)	2 3
						69 H	Missouri St.	2 3	172 A	Loyola Chicago	1 3
						100 A	Illinois St.	1 3	172 H	Loyola Chicago	3 0
						100 H	Illinois St.	0 3	192 N	Youngstown St.	3 0
									199 A	Saint Louis	0 3
									240 A	Indiana St.	3 1
									240 H	Indiana St.	3 2
									242 H	Western Ill.	3 1
									243 A	Evansville	1 3
									243 H	Evansville	2 3
									253 N	SIU Edwardsville	3 2
									292 H	UT Martin	1 3
									293 A	Neb. Omaha	3 1
									298 N	Southern Utah	3 0
									301 A	Drake	3 2
									301 H	Drake	3 0
									313 H	UMES	3 0
<hr/>											
LAST 10 GAMES											
			301 A	Drake	3 2	240 A	Indiana St.	3 1			
			55 A	UNI	2 3	100 A	Illinois St.	1 3			
			46 H	Wichita St.	1 3	110 H	Southern Ill.	3 0			
			69 H	Missouri St.	2 3	243 H	Evansville	2 3			
			172 A	Loyola Chicago	1 3	69 A	Missouri St.	0 3			

Non-Div. I Games:

Bradley

Average RPI Win: 243		WON-LOST RECORD	WINNING PCT. RANK		LAST 10 GAMES		STRENGTH OF SCHEDULE		OPP. STRENGTH OF SCHEDULE		TEAM RPI	ADJ RPI	CONF. RPI	ADJ CONF. RPI	
Average RPI Loss: 166			12- 13	.48 194	5- 5	221	243	216	.4479 221	18	18				
DIV. I ONLY															
DIV. I NON-CONF.															
		12- 13	.48 194	5- 5	221	243	216	.4479 221	18	18					
		4- 7	.36364 241	0- 0	242	275	258	.41239 259	19	20					
TOTALS		RPI 1-25	RPI 26-50		W-L RECORDS		RPI 51-100		RPI 101-150		RPI 150+				
12- 13		0- 0	0- 2		OVERALL		0- 1		0- 2		12- 8				
7- 3		0- 0	0- 1		HOME		0- 0		0- 1		7- 1				
3- 8		0- 0	0- 1		AWAY		0- 0		0- 0		3- 7				
2- 2		0- 0	0- 0		NEUTRAL		0- 1		0- 1		2- 0				
4- 7		0- 0	0- 0		NON-CONFERENCE		0- 1		0- 2		4- 4				
2- 1		0- 0	0- 0		HOME		0- 0		0- 1		2- 0				
0- 4		0- 0	0- 0		AWAY		0- 0		0- 0		0- 4				
2- 2		0- 0	0- 0		NEUTRAL		0- 1		0- 1		2- 0				
8- 6		0- 0	0- 2		CONFERENCE		0- 0		0- 0		8- 4				
5- 2		0- 0	0- 1		HOME		0- 0		0- 0		5- 1				
3- 4		0- 0	0- 1		AWAY		0- 0		0- 0		3- 3				
0- 0		0- 0	0- 0		NEUTRAL		0- 0		0- 0		0- 0				
RPI S	Opponent	Score	RPI S	Opponent	Score	RPI S	Opponent	Score	RPI S	Opponent	Score				
			43 A Yale		0 3	69 N Missouri St.		0 3	128 N St. John's (NY)		0 3				
			43 H Yale		0 3				132 H Eastern Mich.		0 3				
									165 A Harvard		1 3				
									165 H Harvard		3 2				
									168 A Penn		3 2				
									168 H Penn		0 3				
									182 A Temple		0 3				
									186 A Rhode Island		2 3				
									200 N Hofstra		3 1				
									205 A New Hampshire		2 3				
									228 A Cornell		3 1				
									228 H Cornell		3 2				
									239 A Dartmouth		3 0				
									239 H Dartmouth		3 2				
									247 A Princeton		0 3				
									247 H Princeton		3 2				
									276 A Columbia		0 3				
									276 H Columbia		3 0				
									282 H Holy Cross		3 0				
									311 A Providence		0 3				
									312 H Bryant		3 0				
									327 N Delaware St.		3 1				
LAST 10 GAMES			247 A Princeton			0 3	165 A Harvard			1 3					
			168 A Penn			3 2	43 H Yale			0 3					
			276 H Columbia			3 0	228 A Cornell			3 1					
			228 H Cornell			3 2	276 A Columbia			0 3					
			239 A Dartmouth			3 0	168 H Penn			0 3					

Non-Div. I Games:

Brown

[illegible]

Non-Div. I Games:

Iona

Average RPI Win:		194	WON-LOST RECORD		WINNING PCT. RANK	LAST 10 GAMES	STRENGTH OF SCHEDULE		OPP. STRENGTH OF SCHEDULE	TEAM RPI	ADJ RPI	CONF. RPI	ADJ CONF. RPI
Average RPI Loss:		107											
DIV. I ONLY		6- 23			.2069 296	2- 8	90		102	235	.44543 224	10	10
DIV. I NON-CONF.		3- 9			.25 279	0- 0	92		89	208	.46745 197	9	9
TOTALS		RPI 1-25	RPI 26-50		W-L RECORDS		RPI 51-100		RPI 101-150		RPI 150+		
6- 23		0- 3	0- 1		OVERALL		1- 6		2- 10		3- 3		
4- 6		0- 1	0- 0		HOME		0- 2		2- 2		2- 1		
1- 12		0- 1	0- 0		AWAY		0- 3		0- 6		1- 2		
1- 5		0- 1	0- 1		NEUTRAL		1- 1		0- 2		0- 0		
3- 9		0- 1	0- 1		NON-CONFERENCE		1- 2		0- 4		2- 1		
1- 1		0- 0	0- 0		HOME		0- 0		0- 0		1- 1		
1- 3		0- 0	0- 0		AWAY		0- 1		0- 2		1- 0		
1- 5		0- 1	0- 1		NEUTRAL		1- 1		0- 2		0- 0		
3- 14		0- 2	0- 0		CONFERENCE		0- 4		2- 6		1- 2		
3- 5		0- 1	0- 0		HOME		0- 2		2- 2		1- 0		
0- 9		0- 1	0- 0		AWAY		0- 2		0- 4		0- 2		
0- 0		0- 0	0- 0		NEUTRAL		0- 0		0- 0		0- 0		
RPI S	Opponent	Score	RPI S	Opponent	Score	RPI S	Opponent	Score	RPI S	Opponent	Score		
7 N	Stanford	0 3	43 N	Yale	0 3	61 A	St. Mary's (CA)	0 3	101 N	Army	2 3		
20 A	Colorado St.	0 3				72 A	New Mexico	0 3	105 A	San Diego St.	0 3		
20 H	Colorado St.	0 3				72 H	New Mexico	1 3	105 H	San Diego St.	1 3		
						76 H	Utah St.	1 3	118 A	San Francisco	0 3		
						82 A	Fresno St.	1 3	127 N	A&M-Corpus Christi	1 3		
						85 N	Long Beach St.	3 2	133 A	UNLV	1 3		
						89 N	UC Irvine	2 3	133 H	UNLV	1 3		
									140 A	Denver	1 3		
									146 A	Boise St.	0 3		
									146 H	Boise St.	3 1		
									147 A	Wyoming	1 3		
									147 H	Wyoming	3 1		
									152 H	Utah Valley	2 3		
									227 A	Navy	3 2		
									230 A	San Jose St.	1 3		
									271 A	Nevada	1 3		
									271 H	Nevada	3 0		
									288 H	UC Riverside	3 0		
LAST 10 GAMES													
			271 A	Nevada	1 3	76 H	Utah St.	1 3					
			72 A	New Mexico	0 3	133 A	UNLV	1 3					
			20 A	Colorado St.	0 3	105 A	San Diego St.	0 3					
			147 A	Wyoming	1 3	271 H	Nevada	3 0					
			146 H	Boise St.	3 1	146 A	Boise St.	0 3					

Non-Div. I Games:

Air Force

Average RPI Win:	249	WON-LOST RECORD	WINNING PCT. RANK	LAST 10 GAMES	STRENGTH OF SCHEDULE	OPP. STRENGTH OF SCHEDULE	TEAM RPI	ADJ RPI	CONF. RPI	ADJ CONF. RPI			
DIV. I ONLY		9- 21	.3	272	157	112	234	.4389	225	6	6		
DIV. I NON-CONF.		8- 4	.66667	85	255	295	162	.48585	168	6	6		
<hr/>													
TOTALS	RPI 1-25	RPI 26-50		W-L RECORDS		RPI 51-100		RPI 101-150		RPI 150+			
9- 21	0- 3	0- 0		OVERALL		0- 8		1- 4		8- 6			
4- 10	0- 2	0- 0		HOME		0- 4		1- 1		3- 3			
1- 10	0- 1	0- 0		AWAY		0- 4		0- 3		1- 2			
4- 1	0- 0	0- 0		NEUTRAL		0- 0		0- 0		4- 1			
8- 4	0- 0	0- 0		NON-CONFERENCE		0- 1		0- 0		8- 3			
3- 1	0- 0	0- 0		HOME		0- 0		0- 0		3- 1			
1- 2	0- 0	0- 0		AWAY		0- 1		0- 0		1- 1			
4- 1	0- 0	0- 0		NEUTRAL		0- 0		0- 0		4- 1			
1- 17	0- 3	0- 0		CONFERENCE		0- 7		1- 4		0- 3			
1- 9	0- 2	0- 0		HOME		0- 4		1- 1		0- 2			
0- 8	0- 1	0- 0		AWAY		0- 3		0- 3		0- 1			
0- 0	0- 0	0- 0		NEUTRAL		0- 0		0- 0		0- 0			
RPI	S	Opponent	Score	RPI	S	Opponent	Score	RPI	S	Opponent	Score		
18	A	Duke	1 <div>3</div>			51	H	Miami (FL)	2 <div>3</div>	108	A	Wake Forest	1 <div>3</div>
19	H	Florida St.	0 <div>3</div>			52	H	North Carolina St.	0 <div>3</div>	113	A	Clemson	0 <div>3</div>
21	H	North Carolina	0 <div>3</div>			62	A	Virginia Tech	0 <div>3</div>	113	H	Clemson	0 <div>3</div>
						67	A	Virginia	2 <div>3</div>	121	A	Maryland	0 <div>3</div>
						80	A	Northeastern	1 <div>3</div>	121	H	Maryland	3 0
						88	A	Pittsburgh	0 <div>3</div>	156	H	Fairfield	3 1
						88	H	Pittsburgh	2 <div>3</div>	160	A	Georgia Tech	0 <div>3</div>
						99	H	Notre Dame	2 <div>3</div>	160	H	Georgia Tech	2 <div>3</div>
										165	H	Harvard	1 <div>3</div>
										170	H	Syracuse	2 <div>3</div>
										190	H	Hampton	3 1
										207	A	Western Caro.	1 <div>3</div>
										241	N	UNC Asheville	2 <div>3</div>
										276	A	Columbia	3 2
										289	N	Fordham	3 0
										294	N	Binghamton	3 0
										296	N	Wright St.	3 1
										306	N	USC Upstate	3 0
										312	H	Bryant	3 0
				LAST 10 GAMES									
				113	A	Clemson	0 <div>3</div>	99	H	Notre Dame	2 <div>3</div>		
				160	A	Georgia Tech	0 <div>3</div>	18	A	Duke	1 <div>3</div>		
				88	H	Pittsburgh	2 <div>3</div>	108	A	Wake Forest	1 <div>3</div>		
				121	H	Maryland	3 0	160	H	Georgia Tech	2 <div>3</div>		
				170	H	Syracuse	2 <div>3</div>	113	H	Clemson	0 <div>3</div>		

Non-Div. I Games:

Boston College

Average RPI Win: 242		WON-LOST	WINNING	LAST 10	STRENGTH OF		OPP. STRENGTH	TEAM	ADJ	CONF.	ADJ CONF.
Average RPI Loss: 153		RECORD	PCT. RANK	GAMES	SCHEDULE		OF SCHEDULE	RPI	RPI	RPI	RPI
DIV. I ONLY		14- 16	.46667	196	4- 6		255	186	221	.43587	226
DIV. I NON-CONF.		8- 6	.57143	141	0- 0		267	225	196	.45547	210
TOTALS		RPI 1-25	RPI 26-50		W-L RECORDS		RPI 51-100		RPI 101-150		RPI 150+
14- 16	0- 0	0- 2		OVERALL		0- 2		1- 3		13- 9	
7- 8	0- 0	0- 1		HOME		0- 1		0- 1		7- 5	
4- 7	0- 0	0- 1		AWAY		0- 1		0- 2		4- 3	
3- 1	0- 0	0- 0		NEUTRAL		0- 0		1- 0		2- 1	
8- 6	0- 0	0- 0		NON-CONFERENCE		0- 0		1- 1		7- 5	
4- 4	0- 0	0- 0		HOME		0- 0		0- 1		4- 3	
1- 1	0- 0	0- 0		AWAY		0- 0		0- 0		1- 1	
3- 1	0- 0	0- 0		NEUTRAL		0- 0		1- 0		2- 1	
6- 10	0- 0	0- 2		CONFERENCE		0- 2		0- 2		6- 4	
3- 4	0- 0	0- 1		HOME		0- 1		0- 0		3- 2	
3- 6	0- 0	0- 1		AWAY		0- 1		0- 2		3- 2	
0- 0	0- 0	0- 0		NEUTRAL		0- 0		0- 0		0- 0	
RPI S	Opponent	Score	RPI S	Opponent	Score	RPI S	Opponent	Score	RPI S	Opponent	Score
			36 A Louisville	1 3	92 A SMU	0 3	102 N Valparaiso	3 0			
			36 H Louisville	0 3	92 H SMU	1 3	111 A UCF	1 3			
							129 H UALR	0 3			
							134 A South Fla.	1 3			
							167 N Miami (OH)	1 3			
							177 A Belmont	3 2			
							181 H Arkansas St.	1 3			
							182 A Temple	0 3			
							182 H Temple	1 3			
							197 A Houston	3 0			
							197 H Houston	2 3			
							203 A UConn	0 3			
							203 H UConn	3 2			
							207 H Western Caro.	2 3			
							208 H Austin Peay	3 1			
							243 A Evansville	2 3			
							253 N SIU Edwardsville	3 1			
							254 H Tennessee St.	2 3			
							263 A Cincinnati	3 2			
							263 H Cincinnati	3 1			
							265 H Southeastern La.	3 0			
							277 N Gardner-Webb	3 0			
							284 A Rutgers	3 1			
							284 H Rutgers	3 1			
							285 H Alabama A&M	3 0			
							323 H La Salle	3 0			
LAST 10 GAMES											
			284 A Rutgers	3 1	36 H Louisville	0 3	284 A Rutgers	3 1			
			203 A UConn	0 3	263 H Cincinnati	3 1	284 H Rutgers	3 1			
			92 A SMU	0 3	111 A UCF	1 3	285 H Alabama A&M	3 0			
			197 A Houston	3 0	134 A South Fla.	1 3	323 H La Salle	3 0			
			182 H Temple	1 3	203 H UConn	3 2					

Non-Div. I Games:

Memphis

Average RPI Win: 258		WON-LOST RECORD	WINNING PCT. RANK	LAST 10 GAMES	STRENGTH OF SCHEDULE	OPP. STRENGTH OF SCHEDULE	TEAM RPI	ADJ RPI	CONF. RPI	ADJ CONF. RPI	
Average RPI Loss: 146											
DIV. I ONLY		13- 16	.44828 203	5- 5	250	174	222	.43521 227	16	16	
DIV. I NON-CONF.		4- 9	.30769 260	0- 2	311	190	301	.35505 302	21	21	
<hr/>											
TOTALS		RPI 1-25	RPI 26-50		W-L RECORDS		RPI 51-100		RPI 101-150		RPI 150+
13- 16		0- 0	0- 4		OVERALL		0- 1		1- 4		12- 7
6- 7		0- 0	0- 2		HOME		0- 0		1- 2		5- 3
5- 6		0- 0	0- 2		AWAY		0- 1		0- 2		5- 1
2- 3		0- 0	0- 0		NEUTRAL		0- 0		0- 0		2- 3
4- 9		0- 0	0- 0		NON-CONFERENCE		0- 1		0- 1		4- 7
1- 4		0- 0	0- 0		HOME		0- 0		0- 1		1- 3
1- 2		0- 0	0- 0		AWAY		0- 1		0- 0		1- 1
2- 3		0- 0	0- 0		NEUTRAL		0- 0		0- 0		2- 3
9- 7		0- 0	0- 4		CONFERENCE		0- 0		1- 3		8- 0
5- 3		0- 0	0- 2		HOME		0- 0		1- 1		4- 0
4- 4		0- 0	0- 2		AWAY		0- 0		0- 2		4- 0
0- 0		0- 0	0- 0		NEUTRAL		0- 0		0- 0		0- 0
RPI S	Opponent	Score	RPI S	Opponent	Score	RPI S	Opponent	Score	RPI S	Opponent	Score
			44 A American		0 3	74 A West Virginia		0 3	101 A Army		0 3
			44 H American		0 3				101 H Army		0 3
			50 A Colgate		2 3				145 A Lehigh		1 3
			50 H Colgate		1 3				145 H Lehigh		3 1
									148 H UNC Wilmington		1 3
									174 N Cleveland St.		1 3
									214 H Elon		0 3
									222 A Towson		0 3
									222 H Towson		0 3
									224 H Air Force		2 3
									235 N Northern Ky.		2 3
									248 A Bucknell		3 0
									248 H Bucknell		3 0
									257 A Loyola Maryland		3 1
									257 H Loyola Maryland		3 0
									263 A Cincinnati		3 0
									264 H Ill.-Chicago		3 1
									273 A Lafayette		3 1
									273 H Lafayette		3 0
									280 N Canisius		3 0
									281 N Norfolk St.		3 0
									282 A Holy Cross		3 0
									282 H Holy Cross		3 0
									289 N Fordham		0 3
			LAST 10 GAMES								
			282 H Holy Cross		3 0	248 H Bucknell		3 0	282 H Holy Cross		3 0
			101 H Army		0 3	145 H Lehigh		3 1	289 N Fordham		0 3
			44 A American		0 3	257 H Loyola Maryland		3 0			
			50 A Colgate		2 3	273 A Lafayette		3 1			
			222 A Towson		0 3	222 H Towson		0 3			

Non-Div. I Games:

Navy

Average RPI Win: 225		WON-LOST	WINNING	LAST 10	STRENGTH OF		OPP. STRENGTH	TEAM	ADJ	CONF.	ADJ CONF.
Average RPI Loss: 161		RECORD	PCT. RANK	GAMES	SCHEDULE		OF SCHEDULE	RPI	RPI	RPI	RPI
DIV. I ONLY		8- 16	.33333	257	3- 7		135	221	226	.43279	228
DIV. I NON-CONF.		4- 6	.4	220	1- 0		95	204	167	.48527	171
TOTALS		RPI 1-25	RPI 26-50		W-L RECORDS		RPI 51-100		RPI 101-150		RPI 150+
8- 16	0- 0	0- 3		OVERALL		1- 2		0- 1		7- 10	
4- 6	0- 0	0- 1		HOME		0- 0		0- 1		4- 4	
3- 7	0- 0	0- 1		AWAY		1- 1		0- 0		2- 5	
1- 3	0- 0	0- 1		NEUTRAL		0- 1		0- 0		1- 1	
4- 6	0- 0	0- 1		NON-CONFERENCE		1- 2		0- 1		3- 2	
1- 2	0- 0	0- 0		HOME		0- 0		0- 1		1- 1	
2- 1	0- 0	0- 0		AWAY		1- 1		0- 0		1- 0	
1- 3	0- 0	0- 1		NEUTRAL		0- 1		0- 0		1- 1	
4- 10	0- 0	0- 2		CONFERENCE		0- 0		0- 0		4- 8	
3- 4	0- 0	0- 1		HOME		0- 0		0- 0		3- 3	
1- 6	0- 0	0- 1		AWAY		0- 0		0- 0		1- 5	
0- 0	0- 0	0- 0		NEUTRAL		0- 0		0- 0		0- 0	
RPI S	Opponent	Score		RPI S	Opponent	Score		RPI S	Opponent	Score	
43 A	Yale	0	3	87 A	LIU Brooklyn	2	3	135 H	Buffalo	0	3
43 H	Yale	0	3	88 A	Pittsburgh	3	2	156 N	Fairfield	3	0
50 N	Colgate	0	3	91 N	Morehead St.	1	3	165 A	Harvard	1	3
								165 H	Harvard	0	3
								168 A	Penn	2	3
								168 H	Penn	2	3
								221 A	Brown	2	3
								221 H	Brown	1	3
								223 H	Iona	3	1
								239 A	Dartmouth	2	3
								239 H	Dartmouth	3	1
								247 A	Princeton	0	3
								247 H	Princeton	3	1
								248 H	Bucknell	2	3
								276 A	Columbia	3	2
								276 H	Columbia	3	2
								284 N	Rutgers	2	3
								294 A	Binghamton	3	2
LAST 10 GAMES											
165 H	Harvard	0	3	168 A	Penn	2	3				
239 H	Dartmouth	3	1	276 A	Columbia	3	2				
43 A	Yale	0	3	221 H	Brown	1	3				
221 A	Brown	2	3	43 H	Yale	0	3				
247 A	Princeton	0	3	294 A	Binghamton	3	2				

Non-Div. I Games:

Cornell

Average RPI Win: 262		WON-LOST	WINNING	LAST 10	STRENGTH OF		OPP. STRENGTH	TEAM	ADJ		CONF.	ADJ CONF.							
Average RPI Loss: 194		RECORD	PCT. RANK	GAMES	SCHEDULE		OF SCHEDULE	RPI	RPI		RPI	RPI							
DIV. I ONLY		19- 12	.6129	93	6- 4		313	262	224	.43169	229	29	29						
DIV. I NON-CONF.		9- 6	.6	118	0- 0		297	147	200	.46422	201	28	28						
<hr/>																			
TOTALS		RPI 1-25		RPI 26-50		W-L RECORDS		RPI 51-100		RPI 101-150		RPI 150+							
19- 12		0- 0		0- 1		OVERALL		0- 1		1- 1		18- 9							
11- 3		0- 0		0- 0		HOME		0- 0		0- 0		11- 3							
4- 8		0- 0		0- 1		AWAY		0- 1		0- 0		4- 6							
4- 1		0- 0		0- 0		NEUTRAL		0- 0		1- 1		3- 0							
9- 6		0- 0		0- 1		NON-CONFERENCE		0- 1		1- 1		8- 3							
5- 2		0- 0		0- 0		HOME		0- 0		0- 0		5- 2							
1- 3		0- 0		0- 1		AWAY		0- 1		0- 0		1- 1							
3- 1		0- 0		0- 0		NEUTRAL		0- 0		1- 1		2- 0							
10- 6		0- 0		0- 0		CONFERENCE		0- 0		0- 0		10- 6							
6- 1		0- 0		0- 0		HOME		0- 0		0- 0		6- 1							
3- 5		0- 0		0- 0		AWAY		0- 0		0- 0		3- 5							
1- 0		0- 0		0- 0		NEUTRAL		0- 0		0- 0		1- 0							
RPI	S	Opponent	Score		RPI	S	Opponent	Score		RPI	S	Opponent	Score						
			44	A	American	2	3	74	A	West Virginia	1	3	115	N	Ole Miss	1	3		
													121	N	Maryland	3	0		
													157	A	George Washington	0	3		
													169	N	Georgetown	3	2		
													187	N	Liberty	3	1		
													205	A	New Hampshire	2	3		
													205	A	New Hampshire	0	3		
													205	H	New Hampshire	1	3		
													209	H	Delaware	2	3		
													222	H	Towson	3	0		
													237	A	Albany (NY)	3	2		
													237	H	Albany (NY)	3	2		
													237	N	Albany (NY)	3	0		
													250	H	Coppin St.	3	0		
													257	A	Loyola Maryland	3	2		
													266	A	Stony Brook	2	3		
													266	H	Stony Brook	3	1		
													267	H	George Mason	1	3		
													290	A	Hartford	0	3		
													290	H	Hartford	3	1		
													294	A	Binghamton	2	3		
					LAST 10 GAMES								294	H	Binghamton	3	1		
					205	A	New Hampshire	2	3	205	A	New Hampshire	0	3	302	H	Saint Francis (PA)	3	0
					237	N	Albany (NY)	3	0	237	H	Albany (NY)	3	2	303	H	NJIT	3	0
					290	A	Hartford	0	3	294	H	Binghamton	3	1	311	A	Providence	3	0
					311	A	Providence	3	0	266	A	Stony Brook	2	3	311	H	Providence	3	1
					329	A	UMass Lowell	3	0	311	H	Providence	3	1	323	H	La Salle	3	0

Non-Div. I Games:

UMBC

RPI	S	Opponent	Score	
329	A	UMass Lowell	3	0
329	H	UMass Lowell	3	0

UMBC

U
M
B
C

U
M
B
C

Average RPI Win:	219	WON-LOST RECORD	WINNING PCT. RANK	LAST 10 GAMES	STRENGTH OF SCHEDULE	OPP. STRENGTH OF SCHEDULE	TEAM RPI	ADJ RPI	CONF. RPI	ADJ CONF. RPI		
DIV. I ONLY		8- 21	.27586	283	3- 7	149	148	247	.43036	230	10	10
DIV. I NON-CONF.		3- 8	.27273	271	0- 0	224	256	282	.39654	275	9	9
<hr/>												
TOTALS	RPI 1-25	RPI 26-50		W-L RECORDS		RPI 51-100		RPI 101-150		RPI 150+		
8- 21	0- 2	0- 0		OVERALL		0- 5		2- 8		6- 6		
5- 6	0- 1	0- 0		HOME		0- 3		2- 2		3- 0		
2- 10	0- 1	0- 0		AWAY		0- 2		0- 6		2- 1		
1- 5	0- 0	0- 0		NEUTRAL		0- 0		0- 0		1- 5		
<hr/>												
3- 8	0- 0	0- 0		NON-CONFERENCE		0- 0		0- 2		3- 6		
1- 0	0- 0	0- 0		HOME		0- 0		0- 0		1- 0		
1- 3	0- 0	0- 0		AWAY		0- 0		0- 2		1- 1		
1- 5	0- 0	0- 0		NEUTRAL		0- 0		0- 0		1- 5		
<hr/>												
5- 13	0- 2	0- 0		CONFERENCE		0- 5		2- 6		3- 0		
4- 6	0- 1	0- 0		HOME		0- 3		2- 2		2- 0		
1- 7	0- 1	0- 0		AWAY		0- 2		0- 4		1- 0		
0- 0	0- 0	0- 0		NEUTRAL		0- 0		0- 0		0- 0		
<hr/>												
RPI S	Opponent	Score	RPI S	Opponent	Score	RPI S	Opponent	Score	RPI S	Opponent	Score	
20 A	Colorado St.	0 <div>3</div>				72 H	New Mexico	1 <div>3</div>	105 A	San Diego St.	0 <div>3</div>	
20 H	Colorado St.	0 <div>3</div>				76 A	Utah St.	0 <div>3</div>	105 H	San Diego St.	3 <div>2</div>	
						76 H	Utah St.	0 <div>3</div>	122 A	Pacific	0 <div>3</div>	
						82 A	Fresno St.	0 <div>3</div>	133 A	UNLV	1 <div>3</div>	
						82 H	Fresno St.	2 <div>3</div>	133 H	UNLV	3 <div>2</div>	
									139 A	Bakersfield	1 <div>3</div>	
									146 A	Boise St.	0 <div>3</div>	
									146 H	Boise St.	2 <div>3</div>	
									147 A	Wyoming	1 <div>3</div>	
									147 H	Wyoming	2 <div>3</div>	
									162 N	Cal Poly	1 <div>3</div>	
									171 N	Northern Ariz.	0 <div>3</div>	
									201 N	Central Conn. St.	0 <div>3</div>	
									218 A	William & Mary	1 <div>3</div>	
									224 H	Air Force	3 <div>1</div>	
									231 A	Sacramento St.	3 <div>0</div>	
									232 H	Eastern Wash.	3 <div>2</div>	
									234 N	Campbell	2 <div>3</div>	
									246 N	Winthrop	2 <div>3</div>	
									271 A	Nevada	3 <div>0</div>	
									271 H	Nevada	3 <div>2</div>	
									288 N	UC Riverside	3 <div>0</div>	
<hr/>												
			LAST 10 GAMES									
147 H	Wyoming	2 <div>3</div>	105 H	San Diego St.	3 <div>2</div>							
20 H	Colorado St.	0 <div>3</div>	271 A	Nevada	3 <div>0</div>							
146 A	Boise St.	0 <div>3</div>	82 H	Fresno St.	2 <div>3</div>							
76 A	Utah St.	0 <div>3</div>	20 A	Colorado St.	0 <div>3</div>							
133 H	UNLV	3 <div>2</div>	147 A	Wyoming	1 <div>3</div>							

Non-Div. I Games:

San Jose St.

Average RPI Win:	254	WON-LOST RECORD	WINNING PCT. RANK	LAST 10 GAMES	STRENGTH OF SCHEDULE	OPP. STRENGTH OF SCHEDULE	TEAM RPI	ADJ RPI	CONF. RPI	ADJ CONF. RPI					
DIV. I ONLY	15- 16	.48387	185	5- 5	284	248	236	.42808	231	25	25				
DIV. I NON-CONF.	5- 6	.45455	199	0- 0	287	257	254	.42302	246	20	18				
<hr/>															
TOTALS	RPI 1-25	RPI 26-50		W-L RECORDS		RPI 51-100		RPI 101-150		RPI 150+					
15- 16	0- 0	0- 0		OVERALL		1- 1		0- 8		14- 7					
8- 5	0- 0	0- 0		HOME		1- 0		0- 2		7- 3					
4- 9	0- 0	0- 0		AWAY		0- 1		0- 4		4- 4					
3- 2	0- 0	0- 0		NEUTRAL		0- 0		0- 2		3- 0					
<hr/>															
5- 6	0- 0	0- 0		NON-CONFERENCE		0- 0		0- 4		5- 2					
1- 2	0- 0	0- 0		HOME		0- 0		0- 0		1- 2					
1- 2	0- 0	0- 0		AWAY		0- 0		0- 2		1- 0					
3- 2	0- 0	0- 0		NEUTRAL		0- 0		0- 2		3- 0					
<hr/>															
10- 10	0- 0	0- 0		CONFERENCE		1- 1		0- 4		9- 5					
7- 3	0- 0	0- 0		HOME		1- 0		0- 2		6- 1					
3- 7	0- 0	0- 0		AWAY		0- 1		0- 2		3- 4					
0- 0	0- 0	0- 0		NEUTRAL		0- 0		0- 0		0- 0					
<hr/>															
RPI	S	Opponent	Score	RPI	S	Opponent	Score	RPI	S	Opponent	Score				
						84	A	Portland St.	0	3	106	A	North Dakota	0	3
						84	H	Portland St.	3	1	106	H	North Dakota	1	3
											116	A	Idaho St.	0	3
											116	H	Idaho St.	1	3
											124	N	North Texas	0	3
											142	N	Idaho	1	3
											146	A	Boise St.	0	3
											150	A	UC Davis	0	3
											162	H	Cal Poly	2	3
											171	A	Northern Ariz.	0	3
											171	H	Northern Ariz.	3	1
											183	A	Northern Colo.	0	3
											183	H	Northern Colo.	3	2
											201	H	Central Conn. St.	3	1
											204	A	Montana	2	3
											204	H	Montana	0	3
											230	H	San Jose St.	0	3
											232	A	Eastern Wash.	2	3
											232	H	Eastern Wash.	3	1
											248	N	Bucknell	3	2
					273	N	Lafayette	3	0						
										286	A	Montana St.	3	1	
										286	H	Montana St.	3	1	
										298	A	Southern Utah	3	1	
										298	H	Southern Utah	3	0	
										304	A	Weber St.	3	2	
										304	H	Weber St.	3	0	
										<hr/>					
				LAST 10 GAMES											
				204	A	Montana	2	3	106	A	North Dakota	0	3		
				286	A	Montana St.	3	1	171	A	Northern Ariz.	0	3		
				304	H	Weber St.	3	0	298	A	Southern Utah	3	1		
				116	H	Idaho St.	1	3	232	H	Eastern Wash.	3	1		
				183	A	Northern Colo.	0	3	84	H	Portland St.	3	1		

Non-Div. I Games:

Sacramento St.

RPI	S	Opponent	Score	
323	A	La Salle	3	1
324	N	Fairleigh Dickinson	3	0

Sacramento St.

S
a
c
r
a
m
e
n
t
o
s
t
.

S
a
c
r
a
m
e
n
t
o
s
t
.

Average RPI Win:		275	WON-LOST RECORD		WINNING PCT. RANK	LAST 10 GAMES	STRENGTH OF SCHEDULE		OPP. STRENGTH OF SCHEDULE	TEAM RPI	ADJ RPI	CONF. RPI	ADJ CONF. RPI
Average RPI Loss:		120	10- 21		.32258 260	3- 7	192		179	246	.428 232	25	25
DIV. I ONLY			3- 8		.27273 271	0- 0	75		58	185	.48054 181	20	18
DIV. I NON-CONF.													
TOTALS		RPI 1-25	RPI 26-50		W-L RECORDS		RPI 51-100		RPI 101-150		RPI 150+		
10- 21	0- 3		0- 1		OVERALL		0- 4		0- 5		10- 8		
4- 6	0- 0		0- 0		HOME		0- 1		0- 2		4- 3		
4- 11	0- 2		0- 0		AWAY		0- 2		0- 2		4- 5		
2- 4	0- 1		0- 1		NEUTRAL		0- 1		0- 1		2- 0		
3- 8	0- 3		0- 1		NON-CONFERENCE		0- 2		0- 1		3- 1		
0- 0	0- 0		0- 0		HOME		0- 0		0- 0		0- 0		
1- 4	0- 2		0- 0		AWAY		0- 1		0- 0		1- 1		
2- 4	0- 1		0- 1		NEUTRAL		0- 1		0- 1		2- 0		
7- 13	0- 0		0- 0		CONFERENCE		0- 2		0- 4		7- 7		
4- 6	0- 0		0- 0		HOME		0- 1		0- 2		4- 3		
3- 7	0- 0		0- 0		AWAY		0- 1		0- 2		3- 4		
0- 0	0- 0		0- 0		NEUTRAL		0- 0		0- 0		0- 0		
RPI S	Opponent	Score	RPI S	Opponent	Score	RPI S	Opponent	Score	RPI S	Opponent	Score		
6 N	Southern California	0 3	35 N	Ohio	0 3	59 N	UC Santa Barbara	0 3	106 A	North Dakota	0 3		
15 A	San Diego	0 3				65 A	Washington St.	0 3	106 H	North Dakota	0 3		
25 A	Oregon	0 3				84 A	Portland St.	0 3	116 A	Idaho St.	0 3		
						84 H	Portland St.	1 3	116 H	Idaho St.	1 3		
									131 N	South Dakota	2 3		
									171 A	Northern Ariz.	0 3		
									171 H	Northern Ariz.	0 3		
									183 A	Northern Colo.	1 3		
									183 H	Northern Colo.	2 3		
									204 A	Montana	1 3		
									204 H	Montana	1 3		
									213 N	Texas Tech	3 1		
									215 A	Seattle	3 0		
									230 A	San Jose St.	2 3		
									231 A	Sacramento St.	1 3		
									231 H	Sacramento St.	3 2		
									286 A	Montana St.	3 1		
									286 H	Montana St.	3 2		
									298 A	Southern Utah	3 1		
									298 H	Southern Utah	3 1		
									304 A	Weber St.	3 1		
									304 H	Weber St.	3 0		
									312 N	Bryant	3 0		
			LAST 10 GAMES										
			304 A	Weber St.	3 1	171 H	Northern Ariz.	0 3					
			116 A	Idaho St.	0 3	286 A	Montana St.	3 1					
			106 H	North Dakota	0 3	204 A	Montana	1 3					
			183 H	Northern Colo.	2 3	84 H	Portland St.	1 3					
			298 H	Southern Utah	3 1	231 A	Sacramento St.	1 3					

Non-Div. I Games:

Eastern Wash.

Average RPI Win:	258	WON-LOST	WINNING	LAST 10	STRENGTH OF	OPP. STRENGTH	TEAM	ADJ	CONF.	ADJ CONF.		
Average RPI Loss:	144	RECORD	PCT. RANK	GAMES	SCHEDULE	OF SCHEDULE	RPI	RPI	RPI	RPI		
DIV. I ONLY		13- 19	.40625	230	3- 7	246	226	240	.42704	233	11	11
DIV. I NON-CONF.		10- 8	.55556	150	1- 0	292	284	226	.43878	225	12	11
<hr/>												
TOTALS	RPI 1-25	RPI 26-50		W-L RECORDS		RPI 51-100		RPI 101-150		RPI 150+		
13- 19	0- 0	0- 2		OVERALL		1- 2		0- 6		12- 9		
6- 5	0- 0	0- 0		HOME		1- 1		0- 1		5- 3		
5- 10	0- 0	0- 2		AWAY		0- 0		0- 4		5- 4		
2- 4	0- 0	0- 0		NEUTRAL		0- 1		0- 1		2- 2		
10- 8	0- 0	0- 0		NON-CONFERENCE		0- 1		0- 2		10- 5		
3- 1	0- 0	0- 0		HOME		0- 0		0- 0		3- 1		
5- 3	0- 0	0- 0		AWAY		0- 0		0- 1		5- 2		
2- 4	0- 0	0- 0		NEUTRAL		0- 1		0- 1		2- 2		
3- 11	0- 0	0- 2		CONFERENCE		1- 1		0- 4		2- 4		
3- 4	0- 0	0- 0		HOME		1- 1		0- 1		2- 2		
0- 7	0- 0	0- 2		AWAY		0- 0		0- 3		0- 2		
0- 0	0- 0	0- 0		NEUTRAL		0- 0		0- 0		0- 0		
RPI	S	Opponent	Score	RPI	S	Opponent	Score	RPI	S	Opponent	Score	
				39	A	Tulsa	1 3	108	A	Wake Forest	0 3	
				47	A	UTSA	1 3	120	H	UAB	1 3	
								86	H	Middle Tenn.	3 2	
								124	A	North Texas	0 3	
								125	A	Marshall	0 3	
								140	N	Denver	2 3	
								149	A	Rice	0 3	
								151	A	UTEP	0 3	
								153	A	Appalachian St.	3 2	
								161	N	Texas-Arlington	1 3	
								166	N	UNC Greensboro	0 3	
								172	H	Loyola Chicago	0 3	
								178	H	FIU	3 1	
								180	A	Southern Miss.	0 3	
								193	H	Fla. Atlantic	2 3	
								214	A	Elon	3 0	
								234	A	Campbell	1 3	
								245	A	Howard	1 3	
								251	H	Charlotte	2 3	
								262	H	Morgan St.	3 0	
								277	N	Gardner-Webb	3 0	
								279	H	Louisiana Tech	3 2	
				LAST 10 GAMES				305	H	Citadel	3 0	
				151	A	UTEP	0 3	180	A	Southern Miss.	0 3	
				47	A	UTSA	1 3	193	H	Fla. Atlantic	2 3	
				251	H	Charlotte	2 3	178	H	FIU	3 1	
				314	A	N.C. A&T	3 0	39	A	Tulsa	1 3	
				86	H	Middle Tenn.	3 2	125	A	Marshall	0 3	
								308	A	Charleston So.	3 0	
								314	A	N.C. A&T	3 0	
								326	A	N.C. Central	3 0	
								326	N	N.C. Central	3 0	
								331	H	Savannah St.	3 0	

Non-Div. I Games:

East Carolina

Average RPI Win:	246	WON-LOST	WINNING	LAST 10		STRENGTH OF	OPP. STRENGTH	TEAM	ADJ	CONF.	ADJ CONF.			
Average RPI Loss:	180	RECORD	PCT. RANK	GAMES		SCHEDULE	OF SCHEDULE	RPI	RPI	RPI	RPI			
DIV. I ONLY		14- 17	.45161	201	3- 7	243	254	229	.42535	234	27	27		
DIV. I NON-CONF.		10- 7	.58824	134	1- 0	227	238	168	.4851	172	27	27		
<hr/>														
TOTALS	RPI 1-25	RPI 26-50		W-L RECORDS		RPI 51-100		RPI 101-150		RPI 150+				
14- 17	0- 0	0- 0		OVERALL		0- 2		1- 1		13- 14				
8- 5	0- 0	0- 0		HOME		0- 0		1- 0		7- 5				
4- 8	0- 0	0- 0		AWAY		0- 1		0- 0		4- 7				
2- 4	0- 0	0- 0		NEUTRAL		0- 1		0- 1		2- 2				
10- 7	0- 0	0- 0		NON-CONFERENCE		0- 2		1- 1		9- 4				
6- 0	0- 0	0- 0		HOME		0- 0		1- 0		5- 0				
2- 3	0- 0	0- 0		AWAY		0- 1		0- 0		2- 2				
2- 4	0- 0	0- 0		NEUTRAL		0- 1		0- 1		2- 2				
4- 10	0- 0	0- 0		CONFERENCE		0- 0		0- 0		4- 10				
2- 5	0- 0	0- 0		HOME		0- 0		0- 0		2- 5				
2- 5	0- 0	0- 0		AWAY		0- 0		0- 0		2- 5				
0- 0	0- 0	0- 0		NEUTRAL		0- 0		0- 0		0- 0				
<hr/>														
RPI	S	Opponent	Score	RPI	S	Opponent	Score	RPI	S	Opponent	Score			
				74 N West Virginia				0	3	108 N Wake Forest			1	3
				91 A Morehead St.				1	3	148 H UNC Wilmington			3	2
										155 A James Madison			1	3
										159 A Radford			2	3
										159 H Radford			2	3
										169 H Georgetown			3	2
										171 N Northern Ariz.			0	3
										174 N Cleveland St.			1	3
										187 A Liberty			0	3
										187 H Liberty			1	3
										190 N Hampton			3	1
										194 A Coastal Caro.			2	3
										194 H Coastal Caro.			1	3
										198 A High Point			3	2
										198 H High Point			1	3
										214 A Elon			0	3
										218 A William & Mary			3	2
										230 N San Jose St.			3	2
										233 H East Carolina			3	1
										240 H Indiana St.			3	2
										241 A UNC Asheville			0	3
										246 H Winthrop			3	2
				LAST 10 GAMES						272 H Presbyterian			2	3
				308 H Charleston So.				3	0	277 A Gardner-Webb			1	3
				194 H Coastal Caro.				1	3	277 A Gardner-Webb			1	3
				187 A Liberty				0	3	308 A Charleston So.			3	0
				159 A Radford				2	3	308 H Charleston So.			3	0
				241 A UNC Asheville				0	3	314 A N.C. A&T			3	0
				272 H Presbyterian				2	3					

Non-Div. I Games:

Campbell

RPI	S	Opponent	Score	
321	H	South Carolina St.	3	0
326	H	N.C. Central	3	0

Campbell

C
a
m
p
b
e
l
l

C
a
m
p
b
e
l
l

Average RPI Win: 262		WON-LOST	WINNING	LAST 10	STRENGTH OF		OPP. STRENGTH	TEAM	ADJ	CONF.	ADJ CONF.
Average RPI Loss: 130		RECORD	PCT. RANK	GAMES	SCHEDULE		OF SCHEDULE	RPI	RPI	RPI	RPI
DIV. I ONLY		12- 19	.3871	238	4- 6		248	164	242	.42503	235
DIV. I NON-CONF.		5- 8	.38462	231	0- 1		244	91	230	.43496	231
TOTALS		RPI 1-25	RPI 26-50		W-L RECORDS		RPI 51-100		RPI 101-150		RPI 150+
12- 19	0- 0	0- 2		OVERALL		0- 7		0- 1		12- 9	
6- 4	0- 0	0- 0		HOME		0- 3		0- 0		6- 1	
3- 11	0- 0	0- 1		AWAY		0- 4		0- 0		3- 6	
3- 4	0- 0	0- 1		NEUTRAL		0- 0		0- 1		3- 2	
5- 8	0- 0	0- 2		NON-CONFERENCE		0- 1		0- 1		5- 4	
1- 0	0- 0	0- 0		HOME		0- 0		0- 0		1- 0	
1- 4	0- 0	0- 1		AWAY		0- 1		0- 0		1- 2	
3- 4	0- 0	0- 1		NEUTRAL		0- 0		0- 1		3- 2	
7- 11	0- 0	0- 0		CONFERENCE		0- 6		0- 0		7- 5	
5- 4	0- 0	0- 0		HOME		0- 3		0- 0		5- 1	
2- 7	0- 0	0- 0		AWAY		0- 3		0- 0		2- 4	
0- 0	0- 0	0- 0		NEUTRAL		0- 0		0- 0		0- 0	
RPI S	Opponent	Score	RPI S	Opponent	Score	RPI S	Opponent	Score	RPI S	Opponent	Score
			28 N	Michigan	0 3	53 A	Xavier	1 3	113 N	Clemson	1 3
			29 A	Purdue	1 3	70 A	Lipscomb	1 3	164 A	FGCU	1 3
						70 H	Lipscomb	0 3	164 H	FGCU	0 3
						77 A	East Tenn. St.	1 3	167 A	Miami (OH)	2 3
						77 H	East Tenn. St.	1 3	170 N	Syracuse	3 2
						96 A	Jacksonville	1 3	174 N	Cleveland St.	0 3
						96 H	Jacksonville	2 3	178 N	FIU	1 3
									184 A	Eastern Ky.	1 3
									211 A	Kennesaw St.	1 3
									211 H	Kennesaw St.	3 2
									227 N	Navy	3 2
									243 N	Evansville	3 1
									255 A	North Florida	0 3
									255 H	North Florida	3 2
									258 A	Stetson	0 3
									258 H	Stetson	3 0
									263 A	Cincinnati	3 2
									296 H	Wright St.	3 1
									306 A	USC Upstate	3 1
									306 H	USC Upstate	3 2
									307 A	Mercer	3 2
									307 H	Mercer	3 1
LAST 10 GAMES											
			258 H	Stetson	3 0	307 A	Mercer	3 2			
			164 H	FGCU	0 3	255 H	North Florida	3 2			
			77 A	East Tenn. St.	1 3	96 H	Jacksonville	2 3			
			306 A	USC Upstate	3 1	184 A	Eastern Ky.	1 3			
			211 A	Kennesaw St.	1 3	164 A	FGCU	1 3			

Non-Div. I Games:

Northern Ky.

Average RPI Win: Average RPI Loss:	282 216	WON-LOST RECORD	WINNING PCT. RANK	LAST 10 GAMES		STRENGTH OF SCHEDULE	OPP. STRENGTH OF SCHEDULE	TEAM RPI	ADJ RPI	CONF. RPI	ADJ CONF. RPI
DIV. I ONLY		20- 13	.60606 104	6- 4		299	314	223	.42384 236	28	28
DIV. I NON-CONF.		7- 7	.5 165	1- 0		302	324	268	.39673 274	29	29
TOTALS	RPI 1-25		RPI 26-50	W-L RECORDS		RPI 51-100		RPI 101-150		RPI 150+	
20- 13	0- 0		0- 1	OVERALL		0- 0		0- 0		20- 12	
9- 3	0- 0		0- 0	HOME		0- 0		0- 0		9- 3	
8- 6	0- 0		0- 0	AWAY		0- 0		0- 0		8- 6	
3- 4	0- 0		0- 1	NEUTRAL		0- 0		0- 0		3- 3	
7- 7	0- 0		0- 1	NON-CONFERENCE		0- 0		0- 0		7- 6	
2- 1	0- 0		0- 0	HOME		0- 0		0- 0		2- 1	
2- 3	0- 0		0- 0	AWAY		0- 0		0- 0		2- 3	
3- 3	0- 0		0- 1	NEUTRAL		0- 0		0- 0		3- 2	
13- 6	0- 0		0- 0	CONFERENCE		0- 0		0- 0		13- 6	
7- 2	0- 0		0- 0	HOME		0- 0		0- 0		7- 2	
6- 3	0- 0		0- 0	AWAY		0- 0		0- 0		6- 3	
0- 1	0- 0		0- 0	NEUTRAL		0- 0		0- 0		0- 1	
RPI S Opponent	Score		RPI S Opponent	Score		RPI S Opponent	Score	RPI S Opponent	Score		
			44 N American	1 3				156 A Fairfield	0 3		
								156 H Fairfield	3 0		
								156 N Fairfield	1 3		
								175 A Marist	3 2		
								175 H Marist	0 3		
								201 N Central Conn. St.	1 3		
								210 A Siena	0 3		
								210 H Siena	3 0		
								223 A Iona	1 3		
								223 H Iona	3 2		
								239 A Dartmouth	1 3		
								245 H Howard	3 0		
								261 A Sacred Heart	2 3		
								266 N Stony Brook	3 0		
								269 N Grand Canyon	0 3		
								280 A Canisius	3 2		
								280 H Canisius	3 0		
								282 A Holy Cross	1 3		
								283 A Rider	3 1		
								283 H Rider	2 3		
								303 H NJIT	2 3		
				LAST 10 GAMES				311 N Providence	3 0		
			156 N Fairfield	1 3		315 H Niagara	3 0	313 N UMES	3 1		
			223 A Iona	1 3		280 H Canisius	3 0	315 A Niagara	3 2		
			318 A Quinnipiac	3 1		175 H Marist	0 3	315 H Niagara	3 0		
			156 A Fairfield	0 3		210 H Siena	3 0	318 A Quinnipiac	3 1		
			283 A Rider	3 1		324 A Fairleigh Dickinson	3 0	318 H Quinnipiac	3 2		

Non-Div. I Games:

Manhattan

RPI	S	Opponent	Score	
320	H	St. Francis Brooklyn	3	2
324	A	Fairleigh Dickinson	3	0
325	A	Saint Peter's	3	0
325	H	Saint Peter's	3	0
329	A	UMass Lowell	3	1

Manhattan

M
a
n
h
a
t
t
a
n

M
a
n
h
a
t
t
a
n

Average RPI Win:	287	WON-LOST RECORD	WINNING PCT. RANK	LAST 10 GAMES	STRENGTH OF SCHEDULE	OPP. STRENGTH OF SCHEDULE	TEAM RPI	ADJ RPI	CONF. RPI	ADJ CONF. RPI		
DIV. I ONLY		9- 19	.32143	262	6- 4	154	250	243	.42076	237	29	29
DIV. I NON-CONF.		0- 13	0	318	0- 0	35	41	243	.43444	232	28	28
<hr/>												
TOTALS	RPI 1-25	RPI 26-50		W-L RECORDS		RPI 51-100		RPI 101-150		RPI 150+		
9- 19	0- 2	0- 3		OVERALL		0- 2		0- 2		9- 10		
6- 1	0- 0	0- 0		HOME		0- 0		0- 0		6- 1		
3- 9	0- 2	0- 1		AWAY		0- 0		0- 1		3- 5		
0- 9	0- 0	0- 2		NEUTRAL		0- 2		0- 1		0- 4		
0- 13	0- 2	0- 3		NON-CONFERENCE		0- 2		0- 2		0- 4		
0- 0	0- 0	0- 0		HOME		0- 0		0- 0		0- 0		
0- 5	0- 2	0- 1		AWAY		0- 0		0- 1		0- 1		
0- 8	0- 0	0- 2		NEUTRAL		0- 2		0- 1		0- 3		
9- 6	0- 0	0- 0		CONFERENCE		0- 0		0- 0		9- 6		
6- 1	0- 0	0- 0		HOME		0- 0		0- 0		6- 1		
3- 4	0- 0	0- 0		AWAY		0- 0		0- 0		3- 4		
0- 1	0- 0	0- 0		NEUTRAL		0- 0		0- 0		0- 1		
RPI	S	Opponent	Score	RPI	S	Opponent	Score	RPI	S	Opponent	Score	
2	A	Penn St.	0 3	42	N	UCLA	0 3	80	N	Northeastern	0 3	
21	A	North Carolina	0 3	43	N	Yale	0 3	88	N	Pittsburgh	0 3	
				50	A	Colgate	0 3					

Non-Div. I Games:

Albany (NY)

Average RPI Win: 258		WON-LOST	WINNING	LAST 10	STRENGTH OF		OPP. STRENGTH	TEAM	ADJ	CONF.	ADJ CONF.
Average RPI Loss: 198		RECORD	PCT. RANK	GAMES	SCHEDULE		OF SCHEDULE	RPI	RPI	RPI	RPI
DIV. I ONLY		16- 14	.53333	151	4- 6		291	275	227	.41992	238
DIV. I NON-CONF.		10- 4	.71429	70	0- 0		294	293	176	.47554	186
TOTALS		RPI 1-25	RPI 26-50		W-L RECORDS		RPI 51-100		RPI 101-150		RPI 150+
16- 14	0- 0	0- 0		OVERALL		0- 1		0- 1		16- 12	
2- 7	0- 0	0- 0		HOME		0- 1		0- 0		2- 6	
9- 5	0- 0	0- 0		AWAY		0- 0		0- 1		9- 4	
5- 2	0- 0	0- 0		NEUTRAL		0- 0		0- 0		5- 2	
10- 4	0- 0	0- 0		NON-CONFERENCE		0- 0		0- 1		10- 3	
0- 1	0- 0	0- 0		HOME		0- 0		0- 0		0- 1	
5- 1	0- 0	0- 0		AWAY		0- 0		0- 1		5- 0	
5- 2	0- 0	0- 0		NEUTRAL		0- 0		0- 0		5- 2	
6- 10	0- 0	0- 0		CONFERENCE		0- 1		0- 0		6- 9	
2- 6	0- 0	0- 0		HOME		0- 1		0- 0		2- 5	
4- 4	0- 0	0- 0		AWAY		0- 0		0- 0		4- 4	
0- 0	0- 0	0- 0		NEUTRAL		0- 0		0- 0		0- 0	
RPI S	Opponent	Score	RPI S	Opponent	Score	RPI S	Opponent	Score	RPI S	Opponent	Score
						91 H	Morehead St.	0 3	110 A	Southern Ill.	1 3
									166 A	UNC Greensboro	3 2
									173 A	Southeast Mo. St.	3 2
									173 H	Southeast Mo. St.	0 3
									177 H	Belmont	1 3
									184 A	Eastern Ky.	3 1
									188 A	Eastern Ill.	1 3
									188 H	Eastern Ill.	0 3
									190 N	Hampton	1 3
									196 N	Davidson	3 2
									198 A	High Point	3 0
									208 A	Austin Peay	2 3
									208 H	Austin Peay	2 3
									240 N	Indiana St.	3 1
									243 H	Evansville	0 3
									243 N	Evansville	0 3
									244 A	Jacksonville St.	2 3
									253 A	SIU Edwardsville	1 3
									253 H	SIU Edwardsville	3 0
									254 H	Tennessee St.	0 3
									278 N	Alabama St.	3 0
									292 A	UT Martin	3 2
									292 H	UT Martin	3 1
									296 A	Wright St.	3 1
									299 N	Robert Morris	3 2
									300 A	Tennessee Tech	3 2
									314 A	N.C. A&T	3 1
LAST 10 GAMES											
			184 A	Eastern Ky.	3 1		254 H	Tennessee St.	0 3		
			208 H	Austin Peay	2 3		253 H	SIU Edwardsville	3 0		
			292 A	UT Martin	3 2		188 H	Eastern Ill.	0 3		
			173 A	Southeast Mo. St.	3 2		188 A	Eastern Ill.	1 3		
			177 H	Belmont	1 3		253 A	SIU Edwardsville	1 3		

Non-Div. I Games:

Murray St.

RPI	S	Opponent	Score	
314	N	N.C. A&T	3	0
326	A	N.C. Central	3	0

Murray St.

M
u
r
r
a
y
S
t
.

M
u
r
r
a
y
S
t
.

Average RPI Win:		243	WON-LOST RECORD		WINNING PCT. RANK		LAST 10 GAMES		STRENGTH OF SCHEDULE		OPP. STRENGTH OF SCHEDULE		TEAM RPI		ADJ RPI		CONF. RPI		ADJ CONF. RPI	
DIV. I ONLY			11- 15		.42308 216		4- 6		214		268		228		.41989 239		18		18	
DIV. I NON-CONF.			7- 5		.58333 135		0- 0		193		303		164		.4774 185		19		20	
TOTALS		RPI 1-25		RPI 26-50		W-L RECORDS		RPI 51-100		RPI 101-150		RPI 150+								
11- 15		0- 1		0- 2		OVERALL		0- 0		0- 0		11- 12								
7- 8		0- 1		0- 1		HOME		0- 0		0- 0		7- 6								
2- 7		0- 0		0- 1		AWAY		0- 0		0- 0		2- 6								
2- 0		0- 0		0- 0		NEUTRAL		0- 0		0- 0		2- 0								
7- 5		0- 1		0- 0		NON-CONFERENCE		0- 0		0- 0		7- 4								
5- 3		0- 1		0- 0		HOME		0- 0		0- 0		5- 2								
0- 2		0- 0		0- 0		AWAY		0- 0		0- 0		0- 2								
2- 0		0- 0		0- 0		NEUTRAL		0- 0		0- 0		2- 0								
4- 10		0- 0		0- 2		CONFERENCE		0- 0		0- 0		4- 8								
2- 5		0- 0		0- 1		HOME		0- 0		0- 0		2- 4								
2- 5		0- 0		0- 1		AWAY		0- 0		0- 0		2- 4								
0- 0		0- 0		0- 0		NEUTRAL		0- 0		0- 0		0- 0								
RPI	S	Opponent		Score		RPI	S	Opponent		Score		RPI	S	Opponent		Score				
13	H	Minnesota		0 3		43	A	Yale		0 3		165	A	Harvard		0 3				
						43	H	Yale		1 3		165	H	Harvard		3 2				
												168	A	Penn		1 3				
												168	H	Penn		1 3				
												175	A	Marist		1 3				
												186	H	Rhode Island		3 1				
												201	H	Central Conn. St.		3 0				
												203	H	UConn		0 3				
												205	H	New Hampshire		3 1				
												221	A	Brown		2 3				
												221	H	Brown		0 3				
												228	A	Cornell		1 3				
												228	H	Cornell		3 2				
												236	H	Manhattan		3 1				
												247	A	Princeton		3 2				
												247	H	Princeton		2 3				
												269	H	Grand Canyon		2 3				
												276	A	Columbia		3 0				
												276	H	Columbia		2 3				
												290	N	Hartford		3 0				
												311	H	Providence		3 1				
												312	A	Bryant		0 3				
												329	N	UMass Lowell		3 0				
						LAST 10 GAMES														
						276	A	Columbia		3 0		43	H	Yale		1 3				
						228	A	Cornell		1 3		165	H	Harvard		3 2				
						247	H	Princeton		2 3		168	A	Penn		1 3				
						168	H	Penn		1 3		247	A	Princeton		3 2				
						221	H	Brown		0 3		228	H	Cornell		3 2				

Non-Div. I Games:

Dartmouth

Average RPI Win: 249		WON-LOST RECORD		WINNING PCT. RANK		LAST 10 GAMES		STRENGTH OF SCHEDULE		OPP. STRENGTH OF SCHEDULE		TEAM RPI		ADJ RPI		CONF. RPI		ADJ CONF. RPI	
DIV. I ONLY		13- 17		.43333 207		5- 5		276		178		244		.41846 240		12		13	
DIV. I NON-CONF.		7- 5		.58333 135		1- 0		327		278		278		.39798 272		11		12	
TOTALS		RPI 1-25		RPI 26-50		W-L RECORDS		RPI 51-100		RPI 101-150		RPI 150+							
13- 17		0- 0		0- 2		OVERALL		1- 5		0- 3		12- 7							
6- 6		0- 0		0- 1		HOME		1- 2		0- 2		5- 1							
4- 9		0- 0		0- 1		AWAY		0- 3		0- 1		4- 4							
3- 2		0- 0		0- 0		NEUTRAL		0- 0		0- 0		3- 2							
7- 5		0- 0		0- 0		NON-CONFERENCE		0- 0		0- 1		7- 4							
2- 1		0- 0		0- 0		HOME		0- 0		0- 1		2- 0							
2- 2		0- 0		0- 0		AWAY		0- 0		0- 0		2- 2							
3- 2		0- 0		0- 0		NEUTRAL		0- 0		0- 0		3- 2							
6- 12		0- 0		0- 2		CONFERENCE		1- 5		0- 2		5- 3							
4- 5		0- 0		0- 1		HOME		1- 2		0- 1		3- 1							
2- 7		0- 0		0- 1		AWAY		0- 3		0- 1		2- 2							
0- 0		0- 0		0- 0		NEUTRAL		0- 0		0- 0		0- 0							
RPI S	Opponent	Score		RPI S	Opponent	Score		RPI S	Opponent	Score		RPI S	Opponent	Score					
				46 A	Wichita St.	0	3	55 A	UNI	1	3	109 H	IUPUI	1	3				
				46 H	Wichita St.	0	3	55 H	UNI	1	3	110 A	Southern Ill.	2	3				
								69 A	Missouri St.	2	3	110 H	Southern Ill.	0	3				
								69 H	Missouri St.	2	3	169 N	Georgetown	3	2				
								100 A	Illinois St.	0	3	172 A	Loyola Chicago	1	3				
								100 H	Illinois St.	3	1	172 H	Loyola Chicago	3	0				
												199 H	Saint Louis	3	2				
												220 A	Bradley	2	3				
												220 H	Bradley	1	3				
												234 A	Campbell	2	3				
												238 N	Murray St.	1	3				
												243 A	Evansville	3	2				
												243 H	Evansville	3	0				
												252 N	Akron	2	3				
												253 A	SIU Edwardsville	3	2				
												296 A	Wright St.	1	3				
												299 N	Robert Morris	3	1				
												301 A	Drake	3	0				
												301 H	Drake	3	0				
												316 A	Chicago St.	3	0				
												316 H	Chicago St.	3	1				
												326 N	N.C. Central	3	0				
LAST 10 GAMES																			
				110 A	Southern Ill.	2	3	46 A	Wichita St.	0	3								
				243 A	Evansville	3	2	220 H	Bradley	1	3								
				55 H	UNI	1	3	172 H	Loyola Chicago	3	0								
				301 H	Drake	3	0	100 H	Illinois St.	3	1								
				69 A	Missouri St.	2	3	199 H	Saint Louis	3	2								

Non-Div. I Games:

Indiana St.

Average RPI Win: 275		WON-LOST RECORD		WINNING PCT. RANK		LAST 10 GAMES		STRENGTH OF SCHEDULE		OPP. STRENGTH OF SCHEDULE		TEAM RPI		ADJ RPI		CONF. RPI		ADJ CONF. RPI	
DIV. I ONLY		17- 14		.54839 140		4- 6		308		260		238		.41806 241		27		27	
DIV. I NON-CONF.		10- 6		.625 109		0- 0		318		258		234		.43104 237		27		27	
TOTALS		RPI 1-25		RPI 26-50		W-L RECORDS		RPI 51-100		RPI 101-150		RPI 150+							
17- 14		0- 0		0- 0		OVERALL		0- 2		0- 1		17- 11							
8- 2		0- 0		0- 0		HOME		0- 0		0- 0		8- 2							
4- 7		0- 0		0- 0		AWAY		0- 1		0- 1		4- 5							
5- 5		0- 0		0- 0		NEUTRAL		0- 1		0- 0		5- 4							
10- 6		0- 0		0- 0		NON-CONFERENCE		0- 2		0- 1		10- 3							
3- 0		0- 0		0- 0		HOME		0- 0		0- 0		3- 0							
2- 2		0- 0		0- 0		AWAY		0- 1		0- 1		2- 0							
5- 4		0- 0		0- 0		NEUTRAL		0- 1		0- 0		5- 3							
7- 8		0- 0		0- 0		CONFERENCE		0- 0		0- 0		7- 8							
5- 2		0- 0		0- 0		HOME		0- 0		0- 0		5- 2							
2- 5		0- 0		0- 0		AWAY		0- 0		0- 0		2- 5							
0- 1		0- 0		0- 0		NEUTRAL		0- 0		0- 0		0- 1							
RPI S	Opponent	Score		RPI S	Opponent	Score		RPI S	Opponent	Score		RPI S	Opponent	Score					
								66 N	Ball St.	0	3	148 A	UNC Wilmington	1	3				
								68 A	Col. of Charleston	0	3	159 A	Radford	0	3				
												159 H	Radford	1	3				
												176 N	Tennessee	1	3				
												187 A	Liberty	0	3				
												187 H	Liberty	0	3				
												187 N	Liberty	1	3				
												194 A	Coastal Caro.	1	3				
												198 H	High Point	3	1				
												207 A	Western Caro.	3	0				
												225 N	Boston College	3	2				
												234 H	Campbell	3	0				
												246 A	Winthrop	2	3				
												246 H	Winthrop	3	1				
												251 N	Charlotte	1	3				
												272 A	Presbyterian	3	2				
												272 H	Presbyterian	3	0				
												277 A	Gardner-Webb	2	3				
												277 H	Gardner-Webb	3	1				
												285 N	Alabama A&M	3	0				
												291 A	Chattanooga	3	1				
												292 N	UT Martin	1	3				
												296 N	Wright St.	3	1				
												306 H	USC Upstate	3	1				
												307 N	Mercer	3	1				
												308 A	Charleston So.	3	2				
												314 H	N.C. A&T	3	0				
				LAST 10 GAMES															
				187 N	Liberty	1	3	234 H	Campbell	3	0	296 N	Wright St.	3	1				
				159 H	Radford	1	3	198 H	High Point	3	1	306 H	USC Upstate	3	1				
				187 H	Liberty	0	3	194 A	Coastal Caro.	1	3	307 N	Mercer	3	1				
				246 A	Winthrop	2	3	308 A	Charleston So.	3	2	308 A	Charleston So.	3	2				
				272 A	Presbyterian	3	2	277 A	Gardner-Webb	2	3	314 H	N.C. A&T	3	0				

Non-Div. I Games:

UNC Asheville

RPI	S	Opponent	Score	
314	N	N.C. A&T	3	0
326	H	N.C. Central	3	0

UNC Asheville

U
N
C
A
s
h
e
v
i
l
l
e

U
N
C
A
s
h
e
v
i
l
l
e

Average RPI Win:	253	WON-LOST RECORD	WINNING PCT. RANK	LAST 10 GAMES	STRENGTH OF SCHEDULE	OPP. STRENGTH OF SCHEDULE	TEAM RPI	ADJ RPI	CONF. RPI	ADJ CONF. RPI	
DIV. I ONLY		12- 18	.4 231	3- 7	288	167	257	.41803	242	23	21
DIV. I NON-CONF.		6- 9	.4 220	0- 0	260	156	242	.4293	240	15	15
<hr/>											
TOTALS	RPI 1-25	RPI 26-50		W-L RECORDS	RPI 51-100		RPI 101-150		RPI 150+		
12- 18	0- 2	0- 0		OVERALL	0- 3		2- 8		10- 5		
6- 2	0- 0	0- 0		HOME	0- 0		2- 2		4- 0		
2- 10	0- 1	0- 0		AWAY	0- 1		0- 5		2- 3		
4- 6	0- 1	0- 0		NEUTRAL	0- 2		0- 1		4- 2		
<hr/>											
6- 9	0- 2	0- 0		NON-CONFERENCE	0- 3		0- 1		6- 3		
1- 0	0- 0	0- 0		HOME	0- 0		0- 0		1- 0		
1- 4	0- 1	0- 0		AWAY	0- 1		0- 1		1- 1		
4- 5	0- 1	0- 0		NEUTRAL	0- 2		0- 0		4- 2		
<hr/>											
6- 9	0- 0	0- 0		CONFERENCE	0- 0		2- 7		4- 2		
5- 2	0- 0	0- 0		HOME	0- 0		2- 2		3- 0		
1- 6	0- 0	0- 0		AWAY	0- 0		0- 4		1- 2		
0- 1	0- 0	0- 0		NEUTRAL	0- 0		0- 1		0- 0		
<hr/>											
RPI S	Opponent	Score	RPI S	Opponent	Score	RPI S	Opponent	Score	RPI S	Opponent	Score
13 A	Minnesota	0 3				66 N	Ball St.	0 3	109 A	IUPUI	0 3
18 N	Duke	0 3				66 N	Ball St.	1 3	109 H	IUPUI	2 3
						75 A	Northern Ill.	2 3	117 A	Iowa	1 3
									131 A	South Dakota	0 3
									131 H	South Dakota	3 2
									131 N	South Dakota	0 3
									140 A	Denver	0 3
									140 H	Denver	0 3
									143 A	IPFW	2 3
									143 H	IPFW	3 2
									157 N	George Washington	2 3
									179 N	Oakland	3 2
									219 A	North Dakota St.	0 3
									219 H	North Dakota St.	3 0
									220 A	Bradley	1 3
									264 N	Ill.-Chicago	3 0
									275 A	South Dakota St.	2 3
									275 H	South Dakota St.	3 0
									292 N	UT Martin	3 1
									293 A	Neb. Omaha	3 0
									293 H	Neb. Omaha	3 0
									301 N	Drake	2 3
									313 N	UMES	3 1
									316 A	Chicago St.	3 0
									316 H	Chicago St.	3 0
<hr/>											
LAST 10 GAMES											
131 H	South Dakota	3 2	109 H	IUPUI	2 3	313 N	UMES	3 1			
131 N	South Dakota	0 3	143 H	IPFW	3 2	316 A	Chicago St.	3 0			
140 H	Denver	0 3	293 H	Neb. Omaha	3 0	316 H	Chicago St.	3 0			
275 A	South Dakota St.	2 3	140 A	Denver	0 3						
219 A	North Dakota St.	0 3	131 A	South Dakota	0 3						

Non-Div. I Games:

Western Ill.

Average RPI Win: 258		WON-LOST	WINNING	LAST 10	STRENGTH OF		OPP. STRENGTH	TEAM	ADJ	CONF.	ADJ CONF.
Average RPI Loss: 137		RECORD	PCT. RANK	GAMES	SCHEDULE		OF SCHEDULE	RPI	RPI	RPI	RPI
DIV. I ONLY		9- 20	.31034	266	2- 8		155	207	241	.41723	243
DIV. I NON-CONF.		5- 6	.45455	199	0- 0		202	296	215	.44149	223
TOTALS		RPI 1-25	RPI 26-50		W-L RECORDS		RPI 51-100		RPI 101-150		RPI 150+
9- 20	0- 0	0- 2		OVERALL		0- 6		0- 3		9- 9	
4- 8	0- 0	0- 1		HOME		0- 3		0- 2		4- 2	
4- 10	0- 0	0- 1		AWAY		0- 3		0- 1		4- 5	
1- 2	0- 0	0- 0		NEUTRAL		0- 0		0- 0		1- 2	
5- 6	0- 0	0- 0		NON-CONFERENCE		0- 0		0- 1		5- 5	
2- 1	0- 0	0- 0		HOME		0- 0		0- 1		2- 0	
2- 3	0- 0	0- 0		AWAY		0- 0		0- 0		2- 3	
1- 2	0- 0	0- 0		NEUTRAL		0- 0		0- 0		1- 2	
4- 14	0- 0	0- 2		CONFERENCE		0- 6		0- 2		4- 4	
2- 7	0- 0	0- 1		HOME		0- 3		0- 1		2- 2	
2- 7	0- 0	0- 1		AWAY		0- 3		0- 1		2- 2	
0- 0	0- 0	0- 0		NEUTRAL		0- 0		0- 0		0- 0	
RPI S	Opponent	Score	RPI S	Opponent	Score	RPI S	Opponent	Score	RPI S	Opponent	Score
			46 A	Wichita St.	0 3	55 A	UNI	0 3	102 H	Valparaiso	1 3
			46 H	Wichita St.	0 3	55 H	UNI	0 3	110 A	Southern Ill.	0 3
						69 A	Missouri St.	0 3	110 H	Southern Ill.	1 3
						69 H	Missouri St.	0 3	167 A	Miami (OH)	0 3
						100 A	Illinois St.	0 3	172 A	Loyola Chicago	0 3
						100 H	Illinois St.	1 3	172 H	Loyola Chicago	0 3
									177 A	Belmont	1 3
									190 N	Hampton	2 3
									220 A	Bradley	3 2
									220 H	Bradley	3 1
									226 H	Memphis	3 2
									235 N	Northern Ky.	1 3
									238 A	Murray St.	3 0
									238 N	Murray St.	3 0
									240 A	Indiana St.	0 3
									240 H	Indiana St.	2 3
									253 H	SIU Edwardsville	3 1
									292 A	UT Martin	2 3
									301 A	Drake	3 0
									301 H	Drake	3 0
									326 A	N.C. Central	3 0
LAST 10 GAMES											
			100 H	Illinois St.	1 3	69 H	Missouri St.	0 3			
			240 H	Indiana St.	2 3	46 H	Wichita St.	0 3			
			110 A	Southern Ill.	0 3	172 A	Loyola Chicago	0 3			
			301 A	Drake	3 0	220 A	Bradley	3 2			
			55 A	UNI	0 3	110 H	Southern Ill.	1 3			

Non-Div. I Games:

Evansville

Average RPI Win:		266	WON-LOST RECORD		WINNING PCT. RANK		LAST 10 GAMES		STRENGTH OF SCHEDULE		OPP. STRENGTH OF SCHEDULE		TEAM RPI		ADJ RPI		CONF. RPI		ADJ CONF. RPI		
DIV. I ONLY			13- 18		.41935	217	2- 8		254		236		239		.41632		244	24		26	
DIV. I NON-CONF.			7- 8		.46667	189	0- 0		245		213		223		.44513		222	26		25	
TOTALS		RPI 1-25		RPI 26-50		W-L RECORDS		RPI 51-100		RPI 101-150		RPI 150+									
13- 18		0- 1		0- 0		OVERALL		0- 4		0- 2		13- 11									
5- 4		0- 0		0- 0		HOME		0- 2		0- 0		5- 2									
3- 9		0- 0		0- 0		AWAY		0- 2		0- 1		3- 6									
5- 5		0- 1		0- 0		NEUTRAL		0- 0		0- 1		5- 3									
7- 8		0- 1		0- 0		NON-CONFERENCE		0- 2		0- 2		7- 3									
0- 1		0- 0		0- 0		HOME		0- 1		0- 0		0- 0									
2- 2		0- 0		0- 0		AWAY		0- 1		0- 1		2- 0									
5- 5		0- 1		0- 0		NEUTRAL		0- 0		0- 1		5- 3									
6- 10		0- 0		0- 0		CONFERENCE		0- 2		0- 0		6- 8									
5- 3		0- 0		0- 0		HOME		0- 1		0- 0		5- 2									
1- 7		0- 0		0- 0		AWAY		0- 1		0- 0		1- 6									
0- 0		0- 0		0- 0		NEUTRAL		0- 0		0- 0		0- 0									
RPI	S	Opponent		Score		RPI	S	Opponent		Score		RPI	S	Opponent		Score					
13	N	Minnesota		0 3								107	N	Samford		0 3					
								63 H Auburn		0 3		120	A	UAB		1 3					
								70 A Lipscomb		0 3		160	N	Georgia Tech		0 3					
								91 A Morehead St.		0 3		173	A	Southeast Mo. St.		0 3					
								91 H Morehead St.		0 3		176	A	Tennessee		3 2					
												177	A	Belmont		0 3					
												177	H	Belmont		0 3					
												184	A	Eastern Ky.		1 3					
												184	H	Eastern Ky.		1 3					
												188	A	Eastern Ill.		1 3					
												189	N	South Ala.		3 1					
												194	N	Coastal Caro.		0 3					
												208	H	Austin Peay		3 2					
												238	H	Murray St.		3 2					
												253	A	SIU Edwardsville		1 3					
												254	A	Tennessee St.		0 3					
												254	H	Tennessee St.		3 0					
												272	N	Presbyterian		3 0					
												278	A	Alabama St.		3 0					
												292	H	UT Martin		3 0					
												297	N	New Orleans		3 0					
												300	A	Tennessee Tech		3 0					
												300	H	Tennessee Tech		3 0					
												307	N	Mercer		1 3					
												319	N	Ark.-Pine Bluff		3 0					
												331	N	Savannah St.		3 0					
LAST 10 GAMES																					
						292	H	UT Martin		3 0		184	H	Eastern Ky.		1 3					
						300	A	Tennessee Tech		3 0		177	A	Belmont		0 3					
						253	A	SIU Edwardsville		1 3		254	A	Tennessee St.		0 3					
						188	A	Eastern Ill.		1 3		184	A	Eastern Ky.		1 3					
						91	H	Morehead St.		0 3		91	A	Morehead St.		0 3					

Non-Div. I Games:

Jacksonville St.

Average RPI Win:	296	WON-LOST RECORD	WINNING PCT. RANK	LAST 10 GAMES	STRENGTH OF SCHEDULE	OPP. STRENGTH OF SCHEDULE	TEAM RPI	ADJ RPI	CONF. RPI	ADJ CONF. RPI					
Average RPI Loss:	216														
DIV. I ONLY	21- 11	.65625	69	6- 4	323	312	237	.41628	245	31	32				
DIV. I NON-CONF.	9- 6	.6	118	0- 0	314	305	239	.42225	247	31	31				
<hr/>															
TOTALS	RPI 1-25	RPI 26-50		W-L RECORDS	RPI 51-100		RPI 101-150		RPI 150+						
21- 11	0- 0	0- 1		OVERALL	0- 0		0- 0		21- 10						
7- 4	0- 0	0- 0		HOME	0- 0		0- 0		7- 4						
6- 3	0- 0	0- 0		AWAY	0- 0		0- 0		6- 3						
8- 4	0- 0	0- 1		NEUTRAL	0- 0		0- 0		8- 3						
<hr/>															
9- 6	0- 0	0- 1		NON-CONFERENCE	0- 0		0- 0		9- 5						
2- 1	0- 0	0- 0		HOME	0- 0		0- 0		2- 1						
1- 2	0- 0	0- 0		AWAY	0- 0		0- 0		1- 2						
6- 3	0- 0	0- 1		NEUTRAL	0- 0		0- 0		6- 2						
<hr/>															
12- 5	0- 0	0- 0		CONFERENCE	0- 0		0- 0		12- 5						
5- 3	0- 0	0- 0		HOME	0- 0		0- 0		5- 3						
5- 1	0- 0	0- 0		AWAY	0- 0		0- 0		5- 1						
2- 1	0- 0	0- 0		NEUTRAL	0- 0		0- 0		2- 1						
<hr/>															
RPI	S	Opponent	Score	RPI	S	Opponent	Score	RPI	S	Opponent	Score				
				44	N	American	0 3			169	N Georgetown	1 3			
										190	A Hampton	0 3			
										190	H Hampton	0 3			
										190	N Hampton	1 3			
										233	H East Carolina	3 1			
										236	A Manhattan	0 3			
										248	H Bucknell	2 3			
										250	A Coppin St.	3 0			
										250	H Coppin St.	0 3			
										257	N Loyola Maryland	3 0			
										262	A Morgan St.	3 1			
										262	H Morgan St.	1 3			
										262	N Morgan St.	3 2			
										267	N George Mason	3 0			
										281	A Norfolk St.	3 2			
										281	H Norfolk St.	3 1			
										283	N Rider	1 3			
										302	N Saint Francis (PA)	3 1			
										303	N NJIT	3 1			
										303	N NJIT	3 0			
										311	A Providence	1 3			
				LAST 10 GAMES						313	A UMES	3 1			
				190	N	Hampton	1 3	281	A	Norfolk St.	3 2	313	H	UMES	3 0
				314	N	N.C. A&T	3 0	327	H	Delaware St.	3 1	314	N	N.C. A&T	3 0
				250	H	Coppin St.	0 3	313	H	UMES	3 0	320	A	St. Francis Brooklyn	3 2
				262	A	Morgan St.	3 1	328	H	Bethune-Cookman	3 0	320	N	St. Francis Brooklyn	3 1
				190	A	Hampton	0 3	262	H	Morgan St.	1 3	323	H	La Salle	3 1

Non-Div. I Games:

Howard

RPI	S	Opponent	Score	
326	H	N.C. Central	3	0
327	A	Delaware St.	3	1
327	H	Delaware St.	3	1
328	H	Bethune-Cookman	3	0

Howard

H
o
w
a
r
d

H
o
w
a
r
d

Average RPI Win: 266		WON-LOST RECORD		WINNING PCT. RANK		LAST 10 GAMES		STRENGTH OF SCHEDULE		OPP. STRENGTH OF SCHEDULE		TEAM RPI		ADJ RPI		CONF. RPI		ADJ CONF. RPI	
Average RPI Loss: 197																			
DIV. I ONLY		17- 13		.56667 129		6- 4		314		273		245		.41514 246		27		27	
DIV. I NON-CONF.		10- 5		.66667 85		1- 0		326		259		235		.43397 233		27		27	
TOTALS		RPI 1-25		RPI 26-50		W-L RECORDS		RPI 51-100		RPI 101-150		RPI 150+							
17- 13		0- 0		0- 0		OVERALL		0- 0		2- 3		15- 10							
11- 3		0- 0		0- 0		HOME		0- 0		0- 1		11- 2							
3- 8		0- 0		0- 0		AWAY		0- 0		0- 2		3- 6							
3- 2		0- 0		0- 0		NEUTRAL		0- 0		2- 0		1- 2							
10- 5		0- 0		0- 0		NON-CONFERENCE		0- 0		2- 3		8- 2							
6- 1		0- 0		0- 0		HOME		0- 0		0- 1		6- 0							
1- 3		0- 0		0- 0		AWAY		0- 0		0- 2		1- 1							
3- 1		0- 0		0- 0		NEUTRAL		0- 0		2- 0		1- 1							
7- 8		0- 0		0- 0		CONFERENCE		0- 0		0- 0		7- 8							
5- 2		0- 0		0- 0		HOME		0- 0		0- 0		5- 2							
2- 5		0- 0		0- 0		AWAY		0- 0		0- 0		2- 5							
0- 1		0- 0		0- 0		NEUTRAL		0- 0		0- 0		0- 1							
RPI S	Opponent	Score		RPI S	Opponent	Score		RPI S	Opponent	Score		RPI S	Opponent	Score					
												113 A	Clemson	1 3					
												122 A	Pacific	0 3					
												123 N	South Carolina	3 2					
												126 N	Furman	3 2					
												148 H	UNC Wilmington	1 3					
												159 H	Radford	0 3					
												187 H	Liberty	3 2					
												194 A	Coastal Caro.	2 3					
												194 H	Coastal Caro.	1 3					
												196 A	Davidson	2 3					
												198 A	High Point	0 3					
												198 N	High Point	0 3					
												230 N	San Jose St.	3 2					
												234 A	Campbell	2 3					
												241 A	UNC Asheville	1 3					
												241 H	UNC Asheville	3 2					
												272 A	Presbyterian	0 3					
												272 H	Presbyterian	3 1					
												277 A	Gardner-Webb	3 0					
												277 H	Gardner-Webb	3 0					
												288 N	UC Riverside	1 3					
												289 H	Fordham	3 0					
												300 H	Tennessee Tech	3 0					
												305 A	Citadel	3 0					
												305 H	Citadel	3 1					
												308 A	Charleston So.	3 0					
												308 H	Charleston So.	3 0					
LAST 10 GAMES																			
												198 N	High Point	0 3					
												272 H	Presbyterian	3 1					
												305 A	Citadel	3 0					
												241 H	UNC Asheville	3 2					
												277 H	Gardner-Webb	3 0					

Non-Div. I Games:

Winthrop

RPI	S	Opponent	Score	
314	H	N.C. A&T	3	2
328	H	Bethune-Cookman	3	0
331	H	Savannah St.	3	0

Winthrop

W
i
n
t
h
r
o
p

W
i
n
t
h
r
o
p

Average RPI Win: 256		WON-LOST RECORD		WINNING PCT. RANK		LAST 10 GAMES		STRENGTH OF SCHEDULE		OPP. STRENGTH OF SCHEDULE		TEAM RPI		ADJ RPI		CONF. RPI		ADJ CONF. RPI	
DIV. I ONLY		10- 14		.41667 221		4- 6		265		233		249		.41437 247		18		18	
DIV. I NON-CONF.		4- 6		.4 220		0- 0		308		270		289		.38625 287		19		20	
TOTALS		RPI 1-25		RPI 26-50		W-L RECORDS		RPI 51-100		RPI 101-150		RPI 150+							
10- 14		0- 0		0- 2		OVERALL		0- 1		0- 0		10- 11							
4- 4		0- 0		0- 1		HOME		0- 1		0- 0		4- 2							
3- 7		0- 0		0- 1		AWAY		0- 0		0- 0		3- 6							
3- 3		0- 0		0- 0		NEUTRAL		0- 0		0- 0		3- 3							
4- 6		0- 0		0- 0		NON-CONFERENCE		0- 1		0- 0		4- 5							
0- 1		0- 0		0- 0		HOME		0- 1		0- 0		0- 0							
1- 2		0- 0		0- 0		AWAY		0- 0		0- 0		1- 2							
3- 3		0- 0		0- 0		NEUTRAL		0- 0		0- 0		3- 3							
6- 8		0- 0		0- 2		CONFERENCE		0- 0		0- 0		6- 6							
4- 3		0- 0		0- 1		HOME		0- 0		0- 0		4- 2							
2- 5		0- 0		0- 1		AWAY		0- 0		0- 0		2- 4							
0- 0		0- 0		0- 0		NEUTRAL		0- 0		0- 0		0- 0							
RPI S	Opponent	Score		RPI S	Opponent	Score		RPI S	Opponent	Score		RPI S	Opponent	Score					
				43 A	Yale	1 3		78 H	Seton Hall	0 3		159 N	Radford	0 3					
				43 H	Yale	1 3						165 A	Harvard	0 3					
												165 H	Harvard	0 3					
												168 A	Penn	0 3					
												168 H	Penn	3 2					
												191 N	Central Mich.	0 3					
												200 A	Hofstra	1 3					
												221 A	Brown	2 3					
												221 H	Brown	3 0					
												228 A	Cornell	1 3					
												228 H	Cornell	3 0					
												239 A	Dartmouth	3 2					
												239 H	Dartmouth	2 3					
												250 N	Coppin St.	3 0					
												266 N	Stony Brook	1 3					
												267 A	George Mason	3 1					
												276 A	Columbia	3 1					
												276 H	Columbia	3 1					
												306 N	USC Upstate	3 2					
												312 A	Bryant	1 3					
												329 N	UMass Lowell	3 0					
				LAST 10 GAMES															
				221 H	Brown	3 0		276 H	Columbia	3 1									
				43 H	Yale	1 3		168 A	Penn	0 3									
				239 A	Dartmouth	3 2		165 H	Harvard	0 3									
				165 A	Harvard	0 3		239 H	Dartmouth	2 3									
				228 H	Cornell	3 0		43 A	Yale	1 3									

Non-Div. I Games:

Princeton

Average RPI Win:	276	WON-LOST	WINNING	LAST 10	STRENGTH OF	OPP. STRENGTH	TEAM	ADJ	CONF.	ADJ CONF.	
Average RPI Loss:	162	RECORD	PCT. RANK	GAMES	SCHEDULE	OF SCHEDULE	RPI	RPI	RPI	RPI	
DIV. I ONLY	10- 16	.38462	242	3- 7	237	261	248	.41362	248	16	16
DIV. I NON-CONF.	7- 3	.7	75	1- 0	298	322	192	.46703	198	21	21
<hr/>											
TOTALS	RPI 1-25	RPI 26-50		W-L RECORDS		RPI 51-100		RPI 101-150		RPI 150+	
10- 16	0- 0	0- 4		OVERALL		0- 0		0- 5		10- 7	
5- 6	0- 0	0- 2		HOME		0- 0		0- 2		5- 2	
3- 8	0- 0	0- 2		AWAY		0- 0		0- 2		3- 4	
2- 2	0- 0	0- 0		NEUTRAL		0- 0		0- 1		2- 1	
7- 3	0- 0	0- 0		NON-CONFERENCE		0- 0		0- 1		7- 2	
2- 1	0- 0	0- 0		HOME		0- 0		0- 0		2- 1	
3- 0	0- 0	0- 0		AWAY		0- 0		0- 0		3- 0	
2- 2	0- 0	0- 0		NEUTRAL		0- 0		0- 1		2- 1	
3- 13	0- 0	0- 4		CONFERENCE		0- 0		0- 4		3- 5	
3- 5	0- 0	0- 2		HOME		0- 0		0- 2		3- 1	
0- 8	0- 0	0- 2		AWAY		0- 0		0- 2		0- 4	
0- 0	0- 0	0- 0		NEUTRAL		0- 0		0- 0		0- 0	
RPI S	Opponent	Score	RPI S	Opponent	Score	RPI S	Opponent	Score	RPI S	Opponent	Score
			44 A American	0	3		101 A Army	0	3		
			44 H American	0	3		101 H Army	2	3		
			50 A Colgate	0	3		135 N Buffalo	0	3		
			50 H Colgate	0	3		145 A Lehigh	0	3		
							145 H Lehigh	0	3		
							223 N Iona	3	0		
							227 A Navy	0	3		
							227 H Navy	0	3		
							228 A Cornell	3	2		
							231 N Sacramento St.	2	3		
							245 A Howard	3	2		
							257 A Loyola Maryland	2	3		
							257 H Loyola Maryland	3	1		
							273 A Lafayette	1	3		
							273 H Lafayette	3	1		
							280 H Canisius	2	3		
							282 A Holy Cross	0	3		
							282 H Holy Cross	3	1		
							283 H Rider	3	1		
							323 A La Salle	3	1		
							324 H Fairleigh Dickinson	3	2		
							324 N Fairleigh Dickinson	3	0		
LAST 10 GAMES											
			257 A Loyola Maryland	2	3		282 H Holy Cross	3	1		
			273 H Lafayette	3	1		101 H Army	2	3		
			145 A Lehigh	0	3		50 A Colgate	0	3		
			227 A Navy	0	3		50 H Colgate	0	3		
			44 A American	0	3		245 A Howard	3	2		

Non-Div. I Games:

Bucknell

Average RPI Win: 283		WON-LOST	WINNING	LAST 10	STRENGTH OF		OPP. STRENGTH	TEAM	ADJ	CONF.	ADJ CONF.
Average RPI Loss: 137		RECORD	PCT. RANK	GAMES	SCHEDULE		OF SCHEDULE	RPI	RPI	RPI	RPI
DIV. I ONLY		7- 21	.25 285	3- 7	159		211	262	.41302 249	20	20
DIV. I NON-CONF.		2- 10	.16667 290	0- 0	114		163	255	.42502 245	22	22
TOTALS		RPI 1-25	RPI 26-50	W-L RECORDS	RPI 51-100		RPI 101-150	RPI 150+			
7- 21	0- 0		0- 3	OVERALL	0- 5		0- 5	7- 8			
4- 7	0- 0		0- 1	HOME	0- 1		0- 2	4- 3			
1- 9	0- 0		0- 0	AWAY	0- 2		0- 2	1- 4			
2- 5	0- 0		0- 1	NEUTRAL	0- 2		0- 1	2- 1			
2- 10	0- 0		0- 2	NON-CONFERENCE	0- 3		0- 3	2- 2			
0- 2	0- 0		0- 0	HOME	0- 0		0- 1	0- 1			
0- 3	0- 0		0- 1	AWAY	0- 1		0- 1	0- 0			
2- 5	0- 0		0- 1	NEUTRAL	0- 2		0- 1	2- 1			
5- 11	0- 0		0- 1	CONFERENCE	0- 2		0- 2	5- 6			
4- 5	0- 0		0- 1	HOME	0- 1		0- 1	4- 2			
1- 6	0- 0		0- 0	AWAY	0- 1		0- 1	1- 4			
0- 0	0- 0		0- 0	NEUTRAL	0- 0		0- 0	0- 0			
RPI S	Opponent	Score	RPI S	Opponent	Score	RPI S	Opponent	Score	RPI S	Opponent	Score
			32 N	Texas A&M	0 3	56 A	Tulane	0 3	104 A	Texas St.	0 3
			45 H	Central Ark.	0 3	65 N	Washington St.	0 3	114 N	Loyola Marymount	0 3
			47 A	UTSA	0 3	92 N	SMU	0 3	127 A	A&M-Corpus Christi	0 3
						95 H	Oral Roberts	1 3	127 H	A&M-Corpus Christi	2 3
						97 A	Northwestern St.	1 3	149 H	Rice	0 3
									163 A	Sam Houston St.	0 3
									163 H	Sam Houston St.	1 3
									185 A	Stephen F. Austin	1 3
									197 N	Houston	1 3
									202 A	Houston Baptist	0 3
									202 H	Houston Baptist	3 2
									265 H	Southeastern La.	3 0
									268 A	McNeese St.	1 3
									268 H	McNeese St.	0 3
									274 H	Tex.-Pan American	2 3
									295 A	Nicholls St.	3 0
									295 H	Nicholls St.	3 1
									297 H	New Orleans	3 1
									309 N	Jackson St.	3 0
									318 N	Quinnipiac	3 1
			LAST 10 GAMES								
			202 A	Houston Baptist	0 3	45 H	Central Ark.	0 3			
			127 A	A&M-Corpus Christi	0 3	185 A	Stephen F. Austin	1 3			
			268 H	McNeese St.	0 3	97 A	Northwestern St.	1 3			
			295 H	Nicholls St.	3 1	297 H	New Orleans	3 1			
			95 H	Oral Roberts	1 3	265 H	Southeastern La.	3 0			

Non-Div. I Games: Incarnate Word 3 0 Abilene Christian 3 0

Lamar

Average RPI Win: 276		WON-LOST	WINNING	LAST 10	STRENGTH OF		OPP. STRENGTH	TEAM	ADJ	CONF.	ADJ CONF.				
Average RPI Loss: 153		RECORD	PCT. RANK	GAMES	SCHEDULE		OF SCHEDULE	RPI	RPI	RPI	RPI				
DIV. I ONLY		12- 17	.41379	222	2- 8		282	219	256	.41044	251	11	11		
DIV. I NON-CONF.		10- 5	.66667	85	0- 0		323	290	232	.43137	235	12	11		

TOTALS		RPI 1-25		RPI 26-50		W-L RECORDS		RPI 51-100		RPI 101-150		RPI 150+			
12- 17		0- 0		0- 2		OVERALL		0- 2		0- 5		12- 8			
4- 7		0- 0		0- 2		HOME		0- 2		0- 0		4- 3			
4- 7		0- 0		0- 0		AWAY		0- 0		0- 4		4- 3			
4- 3		0- 0		0- 0		NEUTRAL		0- 0		0- 1		4- 2			
10- 5		0- 0		0- 0		NON-CONFERENCE		0- 0		0- 1		10- 4			
3- 1		0- 0		0- 0		HOME		0- 0		0- 0		3- 1			
3- 1		0- 0		0- 0		AWAY		0- 0		0- 0		3- 1			
4- 3		0- 0		0- 0		NEUTRAL		0- 0		0- 1		4- 2			
2- 12		0- 0		0- 2		CONFERENCE		0- 2		0- 4		2- 4			
1- 6		0- 0		0- 2		HOME		0- 2		0- 0		1- 2			
1- 6		0- 0		0- 0		AWAY		0- 0		0- 4		1- 2			
0- 0		0- 0		0- 0		NEUTRAL		0- 0		0- 0		0- 0			
RPI S	Opponent	Score		RPI S	Opponent	Score		RPI S	Opponent	Score		RPI S			
				39 H	Tulsa	1 3		56 H	Tulane	0 3		120 A	UAB	1 3	
				47 H	UTSA	0 3		86 H	Middle Tenn.	2 3		124 A	North Texas	0 3	
												125 A	Marshall	1 3	
												139 N	Bakersfield	1 3	
												149 A	Rice	0 3	
												151 H	UTEP	3 1	
												176 N	Tennessee	0 3	
												178 A	FIU	2 3	
												180 H	Southern Miss.	0 3	
												193 A	Fla. Atlantic	1 3	
												196 A	Davidson	2 3	
												214 H	Elon	1 3	
												233 A	East Carolina	3 2	
												241 N	UNC Asheville	3 1	
												254 H	Tennessee St.	3 0	
												277 H	Gardner-Webb	3 0	
												279 H	Louisiana Tech	1 3	
												281 A	Norfolk St.	3 0	
												291 A	Chattanooga	3 2	
												292 N	UT Martin	0 3	
												308 N	Charleston So.	3 0	
												313 N	UMES	3 0	
												314 A	N.C. A&T	3 0	
												321 H	South Carolina St.	3 0	
												328 N	Bethune-Cookman	3 0	

				LAST 10 GAMES											
				120 A	UAB	1 3		125 A	Marshall	1 3		314 A	N.C. A&T	3 0	
				180 H	Southern Miss.	0 3		86 H	Middle Tenn.	2 3		321 H	South Carolina St.	3 0	
				233 A	East Carolina	3 2		39 H	Tulsa	1 3		328 N	Bethune-Cookman	3 0	
				151 H	UTEP	3 1		149 A	Rice	0 3					
				47 H	UTSA	0 3		124 A	North Texas	0 3					

Non-Div. I Games:

Charlotte

Average RPI Win: 239		WON-LOST RECORD		WINNING PCT. RANK		LAST 10 GAMES		STRENGTH OF SCHEDULE		OPP. STRENGTH OF SCHEDULE		TEAM RPI		ADJ RPI		CONF. RPI		ADJ CONF. RPI					
Average RPI Loss: 135																							
DIV. I ONLY		8- 19		.2963 274		2- 8		222		146		261		.40868 252		9		9					
DIV. I NON-CONF.		6- 5		.54545 153		0- 0		313		262		252		.42218 248		10		10					
TOTALS		RPI 1-25		RPI 26-50		W-L RECORDS		RPI 51-100		RPI 101-150		RPI 150+											
8- 19		0- 0		0- 2		OVERALL		1- 5		1- 4		6- 8											
4- 7		0- 0		0- 1		HOME		1- 4		1- 0		2- 2											
3- 9		0- 0		0- 1		AWAY		0- 1		0- 3		3- 4											
1- 3		0- 0		0- 0		NEUTRAL		0- 0		0- 1		1- 2											
6- 5		0- 0		0- 0		NON-CONFERENCE		0- 1		0- 1		6- 3											
2- 1		0- 0		0- 0		HOME		0- 1		0- 0		2- 0											
3- 1		0- 0		0- 0		AWAY		0- 0		0- 0		3- 1											
1- 3		0- 0		0- 0		NEUTRAL		0- 0		0- 1		1- 2											
2- 14		0- 0		0- 2		CONFERENCE		1- 4		1- 3		0- 5											
2- 6		0- 0		0- 1		HOME		1- 3		1- 0		0- 2											
0- 8		0- 0		0- 1		AWAY		0- 1		0- 3		0- 3											
0- 0		0- 0		0- 0		NEUTRAL		0- 0		0- 0		0- 0											
RPI	S	Opponent		Score		RPI	S	Opponent		Score		RPI	S	Opponent		Score							
						35	A	Ohio		0	3	66	H	Ball St.		3	1	103	A	Toledo	0	3	
						35	H	Ohio		0	3	75	H	Northern Ill.		1	3	131	N	South Dakota	0	3	
												79	H	Milwaukee		1	3	132	A	Eastern Mich.	0	3	
												81	A	Bowling Green		0	3	135	A	Buffalo	2	3	
												81	H	Bowling Green		1	3	135	H	Buffalo	3	2	
												93	H	Western Mich.		0	3	154	N	Gonzaga	0	3	
																		167	A	Miami (OH)	0	3	
																		167	H	Miami (OH)	1	3	
																		191	A	Central Mich.	1	3	
																		192	N	Youngstown St.	1	3	
																		212	A	Kent St.	2	3	
																		212	H	Kent St.	2	3	
																		240	N	Indiana St.	3	2	
																		253	A	SIU Edwardsville	3	0	
																		286	A	Montana St.	0	3	
																		299	A	Robert Morris	3	0	
																		300	H	Tennessee Tech	3	0	
																		302	A	Saint Francis (PA)	3	1	
																		315	H	Niagara	3	0	
LAST 10 GAMES																							
						167	H	Miami (OH)		1	3	35	A	Ohio		0	3						
						81	H	Bowling Green		1	3	191	A	Central Mich.		1	3						
						66	H	Ball St.		3	1	132	A	Eastern Mich.		0	3						
						135	H	Buffalo		3	2	75	H	Northern Ill.		1	3						
						212	A	Kent St.		2	3	93	H	Western Mich.		0	3						

Non-Div. I Games:

Akron

Average RPI Win: 236		WON-LOST	WINNING	LAST 10	STRENGTH OF		OPP. STRENGTH	TEAM	ADJ	CONF.	ADJ CONF.
Average RPI Loss: 189		RECORD	PCT. RANK	GAMES	SCHEDULE		OF SCHEDULE	RPI	RPI	RPI	RPI
DIV. I ONLY		14- 18	.4375	206	5- 5		245	258	233	.40807	253
DIV. I NON-CONF.		4- 9	.30769	260	0- 0		283	261	292	.37128	293
TOTALS		RPI 1-25	RPI 26-50		W-L RECORDS		RPI 51-100		RPI 101-150		RPI 150+
14- 18	0- 0	0- 0		OVERALL		0- 3		0- 2		14- 13	
6- 9	0- 0	0- 0		HOME		0- 1		0- 1		6- 7	
5- 6	0- 0	0- 0		AWAY		0- 2		0- 0		5- 4	
3- 3	0- 0	0- 0		NEUTRAL		0- 0		0- 1		3- 2	
4- 9	0- 0	0- 0		NON-CONFERENCE		0- 1		0- 2		4- 6	
2- 5	0- 0	0- 0		HOME		0- 1		0- 1		2- 3	
1- 1	0- 0	0- 0		AWAY		0- 0		0- 0		1- 1	
1- 3	0- 0	0- 0		NEUTRAL		0- 0		0- 1		1- 2	
10- 9	0- 0	0- 0		CONFERENCE		0- 2		0- 0		10- 7	
4- 4	0- 0	0- 0		HOME		0- 0		0- 0		4- 4	
4- 5	0- 0	0- 0		AWAY		0- 2		0- 0		4- 3	
2- 0	0- 0	0- 0		NEUTRAL		0- 0		0- 0		2- 0	
RPI S	Opponent	Score	RPI S	Opponent	Score	RPI S	Opponent	Score	RPI S	Opponent	Score
						63 H	Auburn	0 3	102 N	Valparaiso	1 3
						91 A	Morehead St.	1 3	144 H	UMKC	1 3
						91 A	Morehead St.	0 3	158 H	DePaul	1 3
									173 A	Southeast Mo. St.	3 1
									173 H	Southeast Mo. St.	2 3
									177 H	Belmont	3 1
									177 N	Belmont	3 1
									184 A	Eastern Ky.	3 2
									184 N	Eastern Ky.	3 1
									188 A	Eastern Ill.	1 3
									188 H	Eastern Ill.	2 3
									208 A	Austin Peay	3 0
									208 H	Austin Peay	1 3
									220 N	Bradley	2 3
									226 N	Memphis	1 3
									238 A	Murray St.	0 3
									238 H	Murray St.	3 1
									240 H	Indiana St.	2 3
									243 A	Evansville	1 3
									244 H	Jacksonville St.	3 1
									252 H	Akron	0 3
									254 A	Tennessee St.	3 1
									260 H	Georgia St.	3 1
									292 A	UT Martin	1 3
									292 H	UT Martin	1 3
									293 A	Neb. Omaha	3 0
									298 N	Southern Utah	3 1
			LAST 10 GAMES								
			91 A	Morehead St.	0 3	244 H	Jacksonville St.	3 1	260 H	Georgia St.	3 1
			184 N	Eastern Ky.	3 1	300 H	Tennessee Tech	3 0	292 A	UT Martin	1 3
			177 N	Belmont	3 1	292 H	UT Martin	1 3	292 H	UT Martin	1 3
			254 A	Tennessee St.	3 1	173 H	Southeast Mo. St.	2 3	293 A	Neb. Omaha	3 0
			188 H	Eastern Ill.	2 3	238 A	Murray St.	0 3	298 N	Southern Utah	3 1

Non-Div. I Games:

SIU Edwardsville

RPI	S	Opponent	Score	
300	H	Tennessee Tech	3	0
319	H	Ark.-Pine Bluff	3	0

SIU Edwardsville

SIU Edwardsville

SIU Edwardsville

Average RPI Win:	268	WON-LOST RECORD	WINNING PCT. RANK	LAST 10 GAMES	STRENGTH OF SCHEDULE	OPP. STRENGTH OF SCHEDULE	TEAM RPI	ADJ RPI	CONF. RPI	ADJ CONF. RPI	
DIV. I ONLY		10- 18	.35714 252	3- 7	223	256	252	.40716 254	24	26	
DIV. I NON-CONF.		4- 7	.36364 241	0- 0	254	244	261	.4132 258	26	25	
<hr/>											
TOTALS	RPI 1-25	RPI 26-50		W-L RECORDS		RPI 51-100		RPI 101-150		RPI 150+	
10- 18	0- 0	0- 0		OVERALL		0- 4		0- 3		10- 11	
5- 4	0- 0	0- 0		HOME		0- 1		0- 0		5- 3	
3- 10	0- 0	0- 0		AWAY		0- 2		0- 1		3- 7	
2- 4	0- 0	0- 0		NEUTRAL		0- 1		0- 2		2- 1	
<hr/>											
4- 7	0- 0	0- 0		NON-CONFERENCE		0- 1		0- 3		4- 3	
1- 0	0- 0	0- 0		HOME		0- 0		0- 0		1- 0	
1- 3	0- 0	0- 0		AWAY		0- 0		0- 1		1- 2	
2- 4	0- 0	0- 0		NEUTRAL		0- 1		0- 2		2- 1	
<hr/>											
6- 11	0- 0	0- 0		CONFERENCE		0- 3		0- 0		6- 8	
4- 4	0- 0	0- 0		HOME		0- 1		0- 0		4- 3	
2- 7	0- 0	0- 0		AWAY		0- 2		0- 0		2- 5	
0- 0	0- 0	0- 0		NEUTRAL		0- 0		0- 0		0- 0	
<hr/>											
RPI S	Opponent	Score	RPI S	Opponent	Score	RPI S	Opponent	Score	RPI S	Opponent	Score
						73 N	Ga. Southern	0 3	119 A	Indiana	1 3
						91 A	Morehead St.	0 3	120 N	UAB	0 3
						91 A	Morehead St.	0 3	147 N	Wyoming	1 3
						91 H	Morehead St.	0 3	173 H	Southeast Mo. St.	1 3
									177 A	Belmont	0 3
									177 H	Belmont	3 2
									184 A	Eastern Ky.	1 3
									184 H	Eastern Ky.	0 3
									188 A	Eastern Ill.	1 3
									189 A	South Ala.	1 3
									208 A	Austin Peay	0 3
									214 N	Elon	1 3
									226 A	Memphis	3 2
									238 A	Murray St.	3 0
									244 A	Jacksonville St.	0 3
									244 H	Jacksonville St.	3 0
									251 A	Charlotte	0 3
									253 H	SIU Edwardsville	1 3
									285 H	Alabama A&M	3 0
									292 H	UT Martin	3 1
			298 N	Southern Utah	3 1						
			300 A	Tennessee Tech	3 0						
			300 H	Tennessee Tech	3 0						
			321 N	South Carolina St.	3 0						
<hr/>											
			LAST 10 GAMES								
			91 A	Morehead St.	0 3	238 A	Murray St.	3 0			
			253 H	SIU Edwardsville	1 3	208 A	Austin Peay	0 3			
			177 A	Belmont	0 3	244 H	Jacksonville St.	3 0			
			184 A	Eastern Ky.	1 3	300 H	Tennessee Tech	3 0			
			91 A	Morehead St.	0 3	173 H	Southeast Mo. St.	1 3			

Non-Div. I Games:

Tennessee St.

Average RPI Win: 282		WON-LOST RECORD		WINNING PCT. RANK		LAST 10 GAMES		STRENGTH OF SCHEDULE		OPP. STRENGTH OF SCHEDULE		TEAM RPI		ADJ RPI		CONF. RPI		ADJ CONF. RPI	
Average RPI Loss: 156																			
DIV. I ONLY		10- 20		.33333 257		3- 7		180		289		253		.4069 255		22		24	
DIV. I NON-CONF.		4- 8		.33333 248		0- 1		134		321		229		.4322 234		25		24	
TOTALS		RPI 1-25		RPI 26-50		W-L RECORDS		RPI 51-100		RPI 101-150		RPI 150+							
10- 20		0- 0		0- 1		OVERALL		0- 6		0- 2		10- 11							
6- 6		0- 0		0- 0		HOME		0- 3		0- 0		6- 3							
2- 11		0- 0		0- 1		AWAY		0- 3		0- 1		2- 6							
2- 3		0- 0		0- 0		NEUTRAL		0- 0		0- 1		2- 2							
4- 8		0- 0		0- 1		NON-CONFERENCE		0- 0		0- 2		4- 5							
1- 2		0- 0		0- 0		HOME		0- 0		0- 0		1- 2							
1- 3		0- 0		0- 1		AWAY		0- 0		0- 1		1- 1							
2- 3		0- 0		0- 0		NEUTRAL		0- 0		0- 1		2- 2							
6- 12		0- 0		0- 0		CONFERENCE		0- 6		0- 0		6- 6							
5- 4		0- 0		0- 0		HOME		0- 3		0- 0		5- 1							
1- 8		0- 0		0- 0		AWAY		0- 3		0- 0		1- 5							
0- 0		0- 0		0- 0		NEUTRAL		0- 0		0- 0		0- 0							
RPI S	Opponent	Score		RPI S	Opponent	Score		RPI S	Opponent	Score		RPI S	Opponent	Score					
				40 A	Georgia	1	3	70 A	Lipscomb	0	3	102 N	Valparaiso	0	3				
								70 H	Lipscomb	0	3	111 A	UCF	0	3				
								77 A	East Tenn. St.	0	3	164 A	FGCU	0	3				
								77 H	East Tenn. St.	2	3	164 H	FGCU	3	2				
								96 A	Jacksonville	0	3	166 N	UNC Greensboro	1	3				
								96 H	Jacksonville	1	3	193 H	Fla. Atlantic	2	3				
												206 N	La.-Lafayette	0	3				
												211 A	Kennesaw St.	2	3				
												211 H	Kennesaw St.	0	3				
												216 A	Florida A&M	2	3				
												216 H	Florida A&M	1	3				
												235 A	Northern Ky.	2	3				
												235 H	Northern Ky.	3	0				
												258 A	Stetson	2	3				
												258 H	Stetson	3	2				
												278 N	Alabama St.	3	0				
												306 A	USC Upstate	1	3				
												306 H	USC Upstate	3	1				
												307 A	Mercer	3	0				
												307 H	Mercer	3	1				
												319 N	Ark.-Pine Bluff	3	0				
												322 H	Mississippi Val.	3	0				
												328 A	Bethune-Cookman	3	0				
LAST 10 GAMES																			
				306 A	USC Upstate	1	3	96 A	Jacksonville	0	3								
				77 A	East Tenn. St.	0	3	164 H	FGCU	3	2								
				307 H	Mercer	3	1	235 A	Northern Ky.	2	3								
				211 H	Kennesaw St.	0	3	70 A	Lipscomb	0	3								
				258 H	Stetson	3	2	216 H	Florida A&M	1	3								

Non-Div. I Games:

North Florida

Average RPI Win: 309		WON-LOST RECORD		WINNING PCT. RANK		LAST 10 GAMES		STRENGTH OF SCHEDULE		OPP. STRENGTH OF SCHEDULE		TEAM RPI		ADJ RPI		CONF. RPI		ADJ CONF. RPI	
Average RPI Loss: 200																			
DIV. I ONLY		14- 12		.53846 145		6- 4		310		327		264		.40578 256		33		33	
DIV. I NON-CONF.		1- 8		.11111 301		0- 1		42		272		240		.43057 238		33		32	
TOTALS		RPI 1-25		RPI 26-50		W-L RECORDS		RPI 51-100		RPI 101-150		RPI 150+							
14- 12		0- 0		0- 0		OVERALL		0- 3		0- 1		14- 8							
8- 2		0- 0		0- 0		HOME		0- 1		0- 0		8- 1							
3- 4		0- 0		0- 0		AWAY		0- 1		0- 0		3- 3							
3- 6		0- 0		0- 0		NEUTRAL		0- 1		0- 1		3- 4							
1- 8		0- 0		0- 0		NON-CONFERENCE		0- 3		0- 1		1- 4							
1- 2		0- 0		0- 0		HOME		0- 1		0- 0		1- 1							
0- 3		0- 0		0- 0		AWAY		0- 1		0- 0		0- 2							
0- 3		0- 0		0- 0		NEUTRAL		0- 1		0- 1		0- 1							
13- 4		0- 0		0- 0		CONFERENCE		0- 0		0- 0		13- 4							
7- 0		0- 0		0- 0		HOME		0- 0		0- 0		7- 0							
3- 1		0- 0		0- 0		AWAY		0- 0		0- 0		3- 1							
3- 3		0- 0		0- 0		NEUTRAL		0- 0		0- 0		3- 3							
RPI S	Opponent	Score		RPI S	Opponent	Score		RPI S	Opponent	Score		RPI S	Opponent	Score					
								56 A	Tulane	0	3	106 N	North Dakota	0	3				
								95 H	Oral Roberts	0	3	151 A	UTEP	0	3				
								95 N	Oral Roberts	0	3	197 H	Houston	2	3				
												216 N	Florida A&M	0	3				
												274 A	Tex.-Pan American	1	3				
												274 H	Tex.-Pan American	3	1				
												278 H	Alabama St.	3	2				
												285 N	Alabama A&M	3	0				
												285 N	Alabama A&M	2	3				
												285 N	Alabama A&M	2	3				
												310 A	Prairie View	3	0				
												310 H	Prairie View	3	0				
												310 H	Prairie View	3	0				
												310 N	Prairie View	3	0				
												317 A	Southern U.	2	3				
												317 H	Southern U.	3	2				
												317 H	Southern U.	3	1				
												317 N	Southern U.	2	3				
												319 A	Ark.-Pine Bluff	3	1				
												319 H	Ark.-Pine Bluff	3	0				
												322 N	Mississippi Val.	3	0				
												330 A	Grambling	3	0				
												330 H	Grambling	3	0				
LAST 10 GAMES																			
								285 N	Alabama A&M	3	0	310 H	Prairie View	3	0				
								285 N	Alabama A&M	2	3	274 A	Tex.-Pan American	1	3				
								322 N	Mississippi Val.	3	0	319 H	Ark.-Pine Bluff	3	0				
								285 N	Alabama A&M	2	3	317 A	Southern U.	2	3				
								310 N	Prairie View	3	0	278 H	Alabama St.	3	2				

Non-Div. I Games: Ouachita Baptist 3 1 Huston-Tillotson 3 0

Texas Southern

Average RPI Win:		256	WON-LOST RECORD		WINNING PCT. RANK		LAST 10 GAMES		STRENGTH OF SCHEDULE		OPP. STRENGTH OF SCHEDULE		TEAM RPI		ADJ RPI		CONF. RPI		ADJ CONF. RPI		
Average RPI Loss:		159																			
DIV. I ONLY			8- 20		.28571 279		3- 7		147		230		250		.4048 257		16		16		
DIV. I NON-CONF.			3- 9		.25 279		0- 0		203		266		283		.39083 280		21		21		
TOTALS		RPI 1-25		RPI 26-50		W-L RECORDS		RPI 51-100		RPI 101-150		RPI 150+									
8- 20		0- 1		0- 4		OVERALL		0- 1		1- 3		7- 11									
3- 8		0- 0		0- 2		HOME		0- 0		0- 2		3- 4									
3- 7		0- 1		0- 2		AWAY		0- 0		1- 1		2- 3									
2- 5		0- 0		0- 0		NEUTRAL		0- 1		0- 0		2- 4									
3- 9		0- 1		0- 0		NON-CONFERENCE		0- 1		0- 0		3- 7									
1- 2		0- 0		0- 0		HOME		0- 0		0- 0		1- 2									
0- 2		0- 1		0- 0		AWAY		0- 0		0- 0		0- 1									
2- 5		0- 0		0- 0		NEUTRAL		0- 1		0- 0		2- 4									
5- 11		0- 0		0- 4		CONFERENCE		0- 0		1- 3		4- 4									
2- 6		0- 0		0- 2		HOME		0- 0		0- 2		2- 2									
3- 5		0- 0		0- 2		AWAY		0- 0		1- 1		2- 2									
0- 0		0- 0		0- 0		NEUTRAL		0- 0		0- 0		0- 0									
RPI	S	Opponent		Score		RPI	S	Opponent		Score		RPI	S	Opponent		Score					
24	A	Arizona		0 3		44	A	American		0 3		59	N	UC Santa Barbara		0 3		101	A	Army	3 2
						44	H	American		0 3								101	H	Army	2 3
						50	A	Colgate		1 3								145	A	Lehigh	0 3
						50	H	Colgate		1 3								145	H	Lehigh	1 3
																		153	A	Appalachian St.	0 3
																		163	N	Sam Houston St.	1 3
																		209	H	Delaware	0 3
																		227	A	Navy	0 3
																		227	H	Navy	1 3
																		229	H	UMBC	2 3
																		245	N	Howard	0 3
																		248	A	Bucknell	1 3
																		248	H	Bucknell	3 2
																		250	N	Coppin St.	0 3
																		259	N	Wofford	3 0
																		273	A	Lafayette	3 1
																		273	H	Lafayette	1 3
																		281	N	Norfolk St.	3 2
																		282	A	Holy Cross	3 1
																		282	H	Holy Cross	3 1
																		303	N	NJIT	1 3
																		323	H	La Salle	3 0
						LAST 10 GAMES															
						248	H	Bucknell		3 2	273	H	Lafayette		1 3						
						50	H	Colgate		1 3	227	A	Navy		0 3						
						101	A	Army		3 2	44	H	American		0 3						
						282	A	Holy Cross		3 1	227	H	Navy		1 3						
						145	H	Lehigh		1 3	50	A	Colgate		1 3						

Non-Div. I Games:

Loyola Maryland

Average RPI Win:	280	WON-LOST	WINNING	LAST 10	STRENGTH OF	OPP. STRENGTH	TEAM	ADJ	CONF.	ADJ CONF.	
Average RPI Loss:	172	RECORD	PCT. RANK	GAMES	SCHEDULE	OF SCHEDULE	RPI	RPI	RPI	RPI	
DIV. I ONLY	18- 16	.52941	160	3- 7	319	281	265	.4037	258	22	24
DIV. I NON-CONF.	9- 6	.6	118	0- 0	332	326	297	.37047	294	25	24
<hr/>											
TOTALS	RPI 1-25	RPI 26-50		W-L RECORDS		RPI 51-100		RPI 101-150		RPI 150+	
18- 16	0- 0	0- 0		OVERALL		1- 5		0- 2		17- 9	
11- 3	0- 0	0- 0		HOME		1- 2		0- 0		10- 1	
4- 9	0- 0	0- 0		AWAY		0- 3		0- 1		4- 5	
3- 4	0- 0	0- 0		NEUTRAL		0- 0		0- 1		3- 3	
<hr/>											
9- 6	0- 0	0- 0		NON-CONFERENCE		0- 0		0- 2		9- 4	
5- 0	0- 0	0- 0		HOME		0- 0		0- 0		5- 0	
1- 3	0- 0	0- 0		AWAY		0- 0		0- 1		1- 2	
3- 3	0- 0	0- 0		NEUTRAL		0- 0		0- 1		3- 2	
<hr/>											
9- 10	0- 0	0- 0		CONFERENCE		1- 5		0- 0		8- 5	
6- 3	0- 0	0- 0		HOME		1- 2		0- 0		5- 1	
3- 6	0- 0	0- 0		AWAY		0- 3		0- 0		3- 3	
0- 1	0- 0	0- 0		NEUTRAL		0- 0		0- 0		0- 1	
<hr/>											
RPI S	Opponent	Score	RPI S	Opponent	Score	RPI S	Opponent	Score	RPI S	Opponent	Score
						70 A Lipscomb	1	3	142 N Idaho	1	3
						70 H Lipscomb	0	3	147 A Wyoming	0	3
						77 A East Tenn. St.	0	3	164 A FGCU	3	1
						77 H East Tenn. St.	2	3	164 H FGCU	0	3
						96 A Jacksonville	0	3	164 N FGCU	2	3
						96 H Jacksonville	3	2	193 A Fla. Atlantic	0	3
						211 A Kennesaw St.	2	3			
						211 H Kennesaw St.	3	1			
						235 A Northern Ky.	0	3			
						235 H Northern Ky.	3	0			
						255 A North Florida	2	3			
						255 H North Florida	3	2			
						265 A Southeastern La.	1	3			
						279 N Louisiana Tech	3	1			
						286 N Montana St.	2	3			
						293 N Neb. Omaha	0	3			
						301 N Drake	3	1			
						306 A USC Upstate	3	0			
						306 H USC Upstate	3	1			
						307 A Mercer	3	0			
307 H Mercer	3	1									
			LAST 10 GAMES			311 H Providence	3	1			
			164 N FGCU	2	3	317 N Southern U.	3	0			
			235 A Northern Ky.	0	3	328 A Bethune-Cookman	3	0			
			70 A Lipscomb	1	3	328 H Bethune-Cookman	3	0			
			164 A FGCU	3	1	328 H Bethune-Cookman	3	0			
			255 A North Florida	2	3	331 H Savannah St.	3	0			
			96 A Jacksonville	0	3						

Non-Div. I Games:

Stetson

RPI	S	Opponent	Score	
331	H	Savannah St.	3	0

Stetson

S
t
e
t
s
o
n

S
t
e
t
s
o
n

Average RPI Win: 270		WON-LOST	WINNING	LAST 10	STRENGTH OF		OPP. STRENGTH	TEAM	ADJ	CONF.	ADJ CONF.						
Average RPI Loss: 152		RECORD	PCT. RANK	GAMES	SCHEDULE		OF SCHEDULE	RPI	RPI	RPI	RPI						
DIV. I ONLY		12- 19	.3871	238	4- 6		296	191	269	.40353	259	19	19				
DIV. I NON-CONF.		5- 9	.35714	244	1- 0		320	195	305	.36627	295	24	26				
<hr/>																	
TOTALS		RPI 1-25		RPI 26-50		W-L RECORDS		RPI 51-100		RPI 101-150		RPI 150+					
12- 19		0- 1		0- 0		OVERALL		0- 2		0- 8		12- 8					
4- 5		0- 0		0- 0		HOME		0- 1		0- 2		4- 2					
6- 9		0- 1		0- 0		AWAY		0- 0		0- 5		6- 3					
2- 5		0- 0		0- 0		NEUTRAL		0- 1		0- 1		2- 3					
5- 9		0- 1		0- 0		NON-CONFERENCE		0- 1		0- 3		5- 4					
1- 0		0- 0		0- 0		HOME		0- 0		0- 0		1- 0					
2- 4		0- 1		0- 0		AWAY		0- 0		0- 2		2- 1					
2- 5		0- 0		0- 0		NEUTRAL		0- 1		0- 1		2- 3					
7- 10		0- 0		0- 0		CONFERENCE		0- 1		0- 5		7- 4					
3- 5		0- 0		0- 0		HOME		0- 1		0- 2		3- 2					
4- 5		0- 0		0- 0		AWAY		0- 0		0- 3		4- 2					
0- 0		0- 0		0- 0		NEUTRAL		0- 0		0- 0		0- 0					
RPI	S	Opponent		Score		RPI	S	Opponent		Score		RPI	S	Opponent		Score	
24	A	Arizona		0 3								107	A	Samford		2 3	
												107	H	Samford		1 3	
												117	N	Iowa		2 3	
												126	A	Furman		0 3	
												126	A	Furman		2 3	
												126	H	Furman		2 3	
												138	A	Mississippi St.		1 3	
												138	A	Mississippi St.		0 3	
												153	A	Appalachian St.		3 0	
												166	A	UNC Greensboro		1 3	
												166	H	UNC Greensboro		1 3	
												192	N	Youngstown St.		2 3	
												194	A	Coastal Caro.		2 3	
												196	H	Davidson		3 1	
												207	A	Western Caro.		3 2	
												214	A	Elon		2 3	
												214	H	Elon		3 1	
												257	N	Loyola Maryland		0 3	
												260	N	Georgia St.		1 3	
												291	A	Chattanooga		3 0	
												291	H	Chattanooga		2 3	
												305	A	Citadel		3 0	
												305	H	Citadel		3 0	
												306	A	USC Upstate		3 1	
												314	H	N.C. A&T		3 0	
												315	N	Niagara		3 0	
												315	N	Niagara		3 0	
<hr/>																	
LAST 10 GAMES																	
126 A Furman						2 3		73 H Ga. Southern						0 3			
107 A Samford						2 3		305 H Citadel						3 0			
291 A Chattanooga						3 0		314 H N.C. A&T						3 0			
166 H UNC Greensboro						1 3		214 A Elon						2 3			
214 H Elon						3 1		166 A UNC Greensboro						1 3			

Non-Div. I Games: Converse 3 2

Wofford

RPI	S	Opponent	Score	
321	A	South Carolina St.	3	0

Wofford

W
o
f
f
o
r
d

W
o
f
f
o
r
d

Average RPI Win: 249		WON-LOST RECORD		WINNING PCT. RANK		LAST 10 GAMES		STRENGTH OF SCHEDULE		OPP. STRENGTH OF SCHEDULE		TEAM RPI		ADJ RPI		CONF. RPI		ADJ CONF. RPI	
DIV. I ONLY		9- 23		.28125 281		4- 6		183		196		258		.40074 260		15		15	
DIV. I NON-CONF.		5- 9		.35714 244		0- 0		213		215		238		.42569 243		16		16	
TOTALS		RPI 1-25		RPI 26-50		W-L RECORDS		RPI 51-100		RPI 101-150		RPI 150+							
9- 23		0- 1		0- 0		OVERALL		0- 2		1- 8		8- 12							
3- 11		0- 0		0- 0		HOME		0- 1		1- 5		2- 5							
3- 9		0- 0		0- 0		AWAY		0- 1		0- 3		3- 5							
3- 3		0- 1		0- 0		NEUTRAL		0- 0		0- 0		3- 2							
5- 9		0- 1		0- 0		NON-CONFERENCE		0- 0		1- 4		4- 4							
1- 4		0- 0		0- 0		HOME		0- 0		1- 3		0- 1							
1- 2		0- 0		0- 0		AWAY		0- 0		0- 1		1- 1							
3- 3		0- 1		0- 0		NEUTRAL		0- 0		0- 0		3- 2							
4- 14		0- 0		0- 0		CONFERENCE		0- 2		0- 4		4- 8							
2- 7		0- 0		0- 0		HOME		0- 1		0- 2		2- 4							
2- 7		0- 0		0- 0		AWAY		0- 1		0- 2		2- 4							
0- 0		0- 0		0- 0		NEUTRAL		0- 0		0- 0		0- 0							
RPI S	Opponent	Score		RPI S	Opponent	Score		RPI S	Opponent	Score		RPI S	Opponent	Score					
13 N	Minnesota	0 3						60 A	Western Ky.	0 3		104 A	Texas St.	1 3					
								60 H	Western Ky.	0 3		104 H	Texas St.	0 3					
												107 A	Samford	0 3					
												111 H	UCF	1 3					
												113 H	Clemson	3 1					
												120 H	UAB	0 3					
												129 A	UALR	2 3					
												129 H	UALR	1 3					
												135 H	Buffalo	0 3					
												158 N	DePaul	0 3					
												161 A	Texas-Arlington	3 2					
												161 H	Texas-Arlington	0 3					
												181 A	Arkansas St.	2 3					
												181 H	Arkansas St.	1 3					
												189 A	South Ala.	1 3					
												189 H	South Ala.	1 3					
												196 H	Davidson	1 3					
												206 A	La.-Lafayette	2 3					
												206 H	La.-Lafayette	3 1					
												217 A	Troy	1 3					
												217 H	Troy	1 3					
												253 A	SIU Edwardsville	1 3					
												259 N	Wofford	3 1					
												272 N	Presbyterian	1 3					
												287 A	La.-Monroe	3 0					
												287 H	La.-Monroe	3 0					
												306 A	USC Upstate	3 2					
				LAST 10 GAMES															
				189 H	South Ala.	1 3		104 A	Texas St.	1 3									
				217 H	Troy	1 3		161 A	Texas-Arlington	3 2									
				60 A	Western Ky.	0 3		287 A	La.-Monroe	3 0									
				181 H	Arkansas St.	1 3		206 H	La.-Lafayette	3 1									
				129 H	UALR	1 3		287 H	La.-Monroe	3 0									

Non-Div. I Games:

Georgia St.

RPI	S	Opponent	Score	
307	N	Mercer	3	1
319	N	Ark.-Pine Bluff	3	0

Georgia St.

G
e
o
r
g
i
a
S
t
.

G
e
o
r
g
i
a
S
t
.

[illegible]

Non-Div. I Games:

Sacred Heart

Sacred Heart

Average RPI Win:		281	WON-LOST RECORD		WINNING PCT. RANK		LAST 10 GAMES		STRENGTH OF SCHEDULE		OPP. STRENGTH OF SCHEDULE		TEAM RPI		ADJ RPI		CONF. RPI		ADJ CONF. RPI	
Average RPI Loss:		198																		
DIV. I ONLY			12- 13		.48 194		7- 3		292		296		254		.39937 262		31		32	
DIV. I NON-CONF.			5- 7		.41667 212		0- 0		263		232		250		.41821 253		31		31	
TOTALS		RPI 1-25		RPI 26-50		W-L RECORDS		RPI 51-100		RPI 101-150		RPI 150+								
12- 13		0- 2		0- 1		OVERALL		0- 0		1- 0		11- 10								
5- 2		0- 0		0- 0		HOME		0- 0		0- 0		5- 2								
5- 6		0- 1		0- 0		AWAY		0- 0		1- 0		4- 5								
2- 5		0- 1		0- 1		NEUTRAL		0- 0		0- 0		2- 3								
5- 7		0- 2		0- 1		NON-CONFERENCE		0- 0		1- 0		4- 4								
1- 0		0- 0		0- 0		HOME		0- 0		0- 0		1- 0								
2- 3		0- 1		0- 0		AWAY		0- 0		1- 0		1- 2								
2- 4		0- 1		0- 1		NEUTRAL		0- 0		0- 0		2- 2								
7- 6		0- 0		0- 0		CONFERENCE		0- 0		0- 0		7- 6								
4- 2		0- 0		0- 0		HOME		0- 0		0- 0		4- 2								
3- 3		0- 0		0- 0		AWAY		0- 0		0- 0		3- 3								
0- 1		0- 0		0- 0		NEUTRAL		0- 0		0- 0		0- 1								
RPI	S	Opponent		Score		RPI	S	Opponent		Score		RPI	S	Opponent		Score				
12	N	Kansas		0 3		45	N	Central Ark.		0 3		145	A	Lehigh		3 2				
24	A	Arizona		0 3								172	N	Loyola Chicago		2 3				
												190	A	Hampton		0 3				
												190	H	Hampton		3 0				
												233	A	East Carolina		0 3				
												245	A	Howard		3 1				
												245	H	Howard		1 3				
												245	N	Howard		2 3				
												250	A	Coppin St.		2 3				
												250	H	Coppin St.		3 2				
												273	A	Lafayette		0 3				
												281	A	Norfolk St.		2 3				
												281	H	Norfolk St.		2 3				
												305	N	Citadel		3 2				
												311	A	Providence		3 1				
												313	A	UMES		3 1				
												313	H	UMES		3 1				
												318	N	Quinnipiac		1 3				
												320	N	St. Francis Brooklyn		3 0				
												323	H	La Salle		3 0				
												327	A	Delaware St.		3 1				
												327	H	Delaware St.		3 0				
						LAST 10 GAMES														
						245 H Howard		1 3		250 H Coppin St.		3 2								
						327 A Delaware St.		3 1		245 A Howard		3 1								
						313 A UMES		3 1		313 H UMES		3 1								
						190 H Hampton		3 0		327 H Delaware St.		3 0								
						281 H Norfolk St.		2 3		281 A Norfolk St.		2 3								

Non-Div. I Games:

Morgan St.

Average RPI Win:		209	WON-LOST RECORD		WINNING PCT. RANK	LAST 10 GAMES		STRENGTH OF SCHEDULE		OPP. STRENGTH OF SCHEDULE	TEAM RPI	ADJ RPI		CONF. RPI	ADJ CONF. RPI		
Average RPI Loss:		125															
DIV. I ONLY			2- 28		.06667	324	2- 8		37		153	260	.39919	263	14	14	
DIV. I NON-CONF.			0- 14		0	318	0- 1		27		123	241	.42776	241	14	14	
TOTALS		RPI 1-25		RPI 26-50		W-L RECORDS		RPI 51-100		RPI 101-150		RPI 150+					
2- 28		0- 1		0- 5		OVERALL		0- 6		1- 5		1- 11					
0- 14		0- 0		0- 2		HOME		0- 3		0- 2		0- 7					
2- 10		0- 0		0- 3		AWAY		0- 2		1- 1		1- 4					
0- 4		0- 1		0- 0		NEUTRAL		0- 1		0- 2		0- 0					
0- 14		0- 1		0- 3		NON-CONFERENCE		0- 4		0- 2		0- 4					
0- 7		0- 0		0- 1		HOME		0- 2		0- 0		0- 4					
0- 3		0- 0		0- 2		AWAY		0- 1		0- 0		0- 0					
0- 4		0- 1		0- 0		NEUTRAL		0- 1		0- 2		0- 0					
2- 14		0- 0		0- 2		CONFERENCE		0- 2		1- 3		1- 7					
0- 7		0- 0		0- 1		HOME		0- 1		0- 2		0- 3					
2- 7		0- 0		0- 1		AWAY		0- 1		1- 1		1- 4					
0- 0		0- 0		0- 0		NEUTRAL		0- 0		0- 0		0- 0					
RPI	S	Opponent		Score		RPI	S	Opponent		Score		RPI	S	Opponent		Score	
21	N	North Carolina		0	3	27	A	Michigan St.		0	3	53	H	Xavier		1	3
						35	A	Ohio		0	3	60	A	Western Ky.		0	3
						36	A	Louisville		0	3	91	H	Morehead St.		1	3
						36	H	Louisville		0	3	92	A	SMU		0	3
						41	H	Butler		0	3	92	H	SMU		1	3
												98	N	Duquesne		1	3

Non-Div. I Games:

Cincinnati

Average RPI Win:	245	WON-LOST	WINNING	LAST 10	STRENGTH OF	OPP. STRENGTH	TEAM	ADJ	CONF.	ADJ CONF.	
Average RPI Loss:	149	RECORD	PCT. RANK	GAMES	SCHEDULE	OF SCHEDULE	RPI	RPI	RPI	RPI	
DIV. I ONLY	9- 21	.3	272	3- 7	226	197	266	.39851	264	17	17
DIV. I NON-CONF.	5- 11	.3125	259	0- 1	247	202	273	.3962	276	17	17
<hr/>											
TOTALS	RPI 1-25	RPI 26-50		W-L RECORDS		RPI 51-100		RPI 101-150		RPI 150+	
9- 21	0- 0	0- 0		OVERALL		0- 4		1- 7		8- 10	
4- 8	0- 0	0- 0		HOME		0- 2		1- 3		3- 3	
2- 9	0- 0	0- 0		AWAY		0- 1		0- 3		2- 5	
3- 4	0- 0	0- 0		NEUTRAL		0- 1		0- 1		3- 2	
5- 11	0- 0	0- 0		NON-CONFERENCE		0- 2		1- 3		4- 6	
2- 3	0- 0	0- 0		HOME		0- 1		1- 1		1- 1	
0- 4	0- 0	0- 0		AWAY		0- 0		0- 1		0- 3	
3- 4	0- 0	0- 0		NEUTRAL		0- 1		0- 1		3- 2	
4- 10	0- 0	0- 0		CONFERENCE		0- 2		0- 4		4- 4	
2- 5	0- 0	0- 0		HOME		0- 1		0- 2		2- 2	
2- 5	0- 0	0- 0		AWAY		0- 1		0- 2		2- 2	
0- 0	0- 0	0- 0		NEUTRAL		0- 0		0- 0		0- 0	
RPI S	Opponent	Score	RPI S	Opponent	Score	RPI S	Opponent	Score	RPI S	Opponent	Score
						66 N	Ball St.	0 3	102 A	Valparaiso	0 3
						79 A	Milwaukee	0 3	102 H	Valparaiso	1 3
						79 H	Milwaukee	0 3	117 A	Iowa	1 3
						83 H	TCU	1 3	125 H	Marshall	3 2
									140 H	Denver	0 3
									141 A	Green Bay	0 3
									141 H	Green Bay	0 3
									148 N	UNC Wilmington	1 3
									158 H	DePaul	0 3
									172 A	Loyola Chicago	1 3
									174 A	Cleveland St.	3 2
									174 H	Cleveland St.	1 3
									179 A	Oakland	2 3
									179 H	Oakland	0 3
									188 N	Eastern Ill.	0 3
									192 A	Youngstown St.	0 3
									192 H	Youngstown St.	3 1
									212 A	Kent St.	1 3
									214 N	Elon	3 1
									227 A	Navy	1 3
									242 N	Western Ill.	0 3
									294 N	Binghamton	3 0
									296 A	Wright St.	3 1
									296 H	Wright St.	3 0
									301 N	Drake	3 1
									316 H	Chicago St.	3 1
									</		

Non-Div. I Games:

Ill.-Chicago

Average RPI Win: 296		WON-LOST	WINNING	LAST 10	STRENGTH OF		OPP. STRENGTH	TEAM	ADJ	CONF.	ADJ CONF.
Average RPI Loss: 155		RECORD	PCT. RANK	GAMES	SCHEDULE		OF SCHEDULE	RPI	RPI	RPI	RPI
DIV. I ONLY		9- 20	.31034	266	202		277	263	.39761	265	20
DIV. I NON-CONF.		7- 6	.53846	156	216		319	204	.45633	209	22
TOTALS		RPI 1-25	RPI 26-50		W-L RECORDS		RPI 51-100		RPI 101-150		RPI 150+
9- 20	0- 0	0- 2		OVERALL		0- 6		0- 1		9- 11	
6- 7	0- 0	0- 1		HOME		0- 3		0- 1		6- 2	
1- 11	0- 0	0- 1		AWAY		0- 2		0- 0		1- 8	
2- 2	0- 0	0- 0		NEUTRAL		0- 1		0- 0		2- 1	
7- 6	0- 0	0- 0		NON-CONFERENCE		0- 2		0- 0		7- 4	
5- 1	0- 0	0- 0		HOME		0- 1		0- 0		5- 0	
0- 3	0- 0	0- 0		AWAY		0- 0		0- 0		0- 3	
2- 2	0- 0	0- 0		NEUTRAL		0- 1		0- 0		2- 1	
2- 14	0- 0	0- 2		CONFERENCE		0- 4		0- 1		2- 7	
1- 6	0- 0	0- 1		HOME		0- 2		0- 1		1- 2	
1- 8	0- 0	0- 1		AWAY		0- 2		0- 0		1- 5	
0- 0	0- 0	0- 0		NEUTRAL		0- 0		0- 0		0- 0	
RPI S	Opponent	Score	RPI S	Opponent	Score	RPI S	Opponent	Score	RPI S	Opponent	Score
			45 A	Central Ark.	0 3	56 H	Tulane	1 3	127 H	A&M-Corpus Christi	1 3
			45 H	Central Ark.	0 3	95 A	Oral Roberts	0 3	163 A	Sam Houston St.	1 3
						95 H	Oral Roberts	0 3	180 A	Southern Miss.	0 3
						96 N	Jacksonville	1 3	185 A	Stephen F. Austin	0 3
						97 A	Northwestern St.	2 3	185 H	Stephen F. Austin	0 3
						97 H	Northwestern St.	2 3	193 A	Fla. Atlantic	0 3
									202 H	Houston Baptist	2 3
									207 N	Western Caro.	0 3
									226 A	Memphis	0 3
									249 A	Lamar	0 3
									258 H	Stetson	3 1
									268 A	McNeese St.	0 3
									279 H	Louisiana Tech	3 1
									285 N	Alabama A&M	3 1
									293 H	Neb. Omaha	3 1
									295 A	Nicholls St.	1 3
									297 A	New Orleans	3 1
									297 H	New Orleans	3 0
									309 H	Jackson St.	3 0
									317 H	Southern U.	3 1
									328 N	Bethune-Cookman	3 0
LAST 10 GAMES											
			45 A	Central Ark.	0 3	297 H	New Orleans	3 0			
			95 A	Oral Roberts	0 3	163 A	Sam Houston St.	1 3			
			97 H	Northwestern St.	2 3	249 A	Lamar	0 3			
			185 H	Stephen F. Austin	0 3	297 A	New Orleans	3 1			
			309 H	Jackson St.	3 0	127 H	A&M-Corpus Christi	1 3			

Non-Div. I Games: Abilene Christian 3 2 Incarnate Word 3 2

Southeastern La.

Average RPI Win: 276		WON-LOST RECORD		WINNING PCT. RANK		LAST 10 GAMES		STRENGTH OF SCHEDULE		OPP. STRENGTH OF SCHEDULE		TEAM RPI		ADJ RPI		CONF. RPI		ADJ CONF. RPI	
DIV. I ONLY		16- 17		.48485 183		5- 5		294		291		251		.39684 266		29		29	
DIV. I NON-CONF.		7- 11		.38889 230		1- 1		246		228		251		.41115 261		28		28	
TOTALS		RPI 1-25		RPI 26-50		W-L RECORDS		RPI 51-100		RPI 101-150		RPI 150+							
16- 17		0- 0		0- 0		OVERALL		0- 2		0- 3		16- 12							
7- 1		0- 0		0- 0		HOME		0- 0		0- 0		7- 1							
7- 8		0- 0		0- 0		AWAY		0- 1		0- 1		7- 6							
2- 8		0- 0		0- 0		NEUTRAL		0- 1		0- 2		2- 5							
7- 11		0- 0		0- 0		NON-CONFERENCE		0- 2		0- 3		7- 6							
1- 0		0- 0		0- 0		HOME		0- 0		0- 0		1- 0							
4- 3		0- 0		0- 0		AWAY		0- 1		0- 1		4- 1							
2- 8		0- 0		0- 0		NEUTRAL		0- 1		0- 2		2- 5							
9- 6		0- 0		0- 0		CONFERENCE		0- 0		0- 0		9- 6							
6- 1		0- 0		0- 0		HOME		0- 0		0- 0		6- 1							
3- 5		0- 0		0- 0		AWAY		0- 0		0- 0		3- 5							
0- 0		0- 0		0- 0		NEUTRAL		0- 0		0- 0		0- 0							
RPI	S	Opponent		Score	RPI	S	Opponent		Score	RPI	S	Opponent		Score					
							54	N	Colorado	0	3		107	N	Samford	0	3		
							78	A	Seton Hall	0	3		128	A	St. John's (NY)	0	3		
													128	N	St. John's (NY)	2	3		
													170	A	Syracuse	3	2		
													179	N	Oakland	0	3		
													194	N	Coastal Caro.	0	3		
													205	A	New Hampshire	0	3		
													205	A	New Hampshire	0	3		
													205	H	New Hampshire	3	2		
													211	A	Kennesaw St.	1	3		
													229	A	UMBC	1	3		
													229	H	UMBC	3	2		
													236	N	Manhattan	0	3		
													237	A	Albany (NY)	1	3		
													237	H	Albany (NY)	0	3		
													247	N	Princeton	3	1		
													261	H	Sacred Heart	3	0		
													261	N	Sacred Heart	3	1		
													282	A	Holy Cross	3	0		
													284	N	Rutgers	2	3		
													289	A	Fordham	3	2		
													290	A	Hartford	0	3		
													290	H	Hartford	3	1		
													294	A	Binghamton	3	2		
													294	H	Binghamton	3	2		
													300	N	Tennessee Tech	2	3		
													311	A	Providence	3	1		
				LAST 10 GAMES															
				205	A	New Hampshire	0	3	261	H	Sacred Heart	3	0						
				311	A	Providence	3	1	294	H	Binghamton	3	2						
				290	A	Hartford	0	3	237	H	Albany (NY)	0	3						
				205	A	New Hampshire	0	3	229	H	UMBC	3	2						
				329	A	UMass Lowell	3	0	78	A	Seton Hall	0	3						

Non-Div. I Games:

Stony Brook

RPI	S	Opponent	Score	
311	H	Providence	3	1
312	A	Bryant	3	0
329	A	UMass Lowell	3	0
329	H	UMass Lowell	3	0

Stony Brook

S
t
o
n
y
B
r
o
o
k

S
t
o
n
y
B
r
o
o
k

Average RPI Win:	278	WON-LOST RECORD	WINNING PCT. RANK	LAST 10 GAMES	STRENGTH OF SCHEDULE	OPP. STRENGTH OF SCHEDULE	TEAM RPI	ADJ RPI	CONF. RPI	ADJ CONF. RPI					
DIV. I ONLY		7- 21	.25	285	2- 8	201	234	274	.39676	267	21	22			
DIV. I NON-CONF.		4- 10	.28571	268	0- 0	117	251	225	.43941	224	18	19			
<hr/>															
TOTALS	RPI 1-25	RPI 26-50		W-L RECORDS		RPI 51-100		RPI 101-150		RPI 150+					
7- 21	0- 0	0- 1		OVERALL		0- 4		0- 4		7- 12					
3- 9	0- 0	0- 0		HOME		0- 2		0- 1		3- 6					
2- 9	0- 0	0- 1		AWAY		0- 1		0- 2		2- 5					
2- 3	0- 0	0- 0		NEUTRAL		0- 1		0- 1		2- 1					
<hr/>															
4- 10	0- 0	0- 1		NON-CONFERENCE		0- 1		0- 2		4- 6					
1- 4	0- 0	0- 0		HOME		0- 0		0- 0		1- 4					
1- 3	0- 0	0- 1		AWAY		0- 0		0- 1		1- 1					
2- 3	0- 0	0- 0		NEUTRAL		0- 1		0- 1		2- 1					
<hr/>															
3- 11	0- 0	0- 0		CONFERENCE		0- 3		0- 2		3- 6					
2- 5	0- 0	0- 0		HOME		0- 2		0- 1		2- 2					
1- 6	0- 0	0- 0		AWAY		0- 1		0- 1		1- 4					
0- 0	0- 0	0- 0		NEUTRAL		0- 0		0- 0		0- 0					
<hr/>															
RPI	S	Opponent	Score	RPI	S	Opponent	Score	RPI	S	Opponent	Score	RPI	S	Opponent	Score
				44	A	American	0 3	64	A	VCU	0 3	112	A	Dayton	0 3
								64	H	VCU	2 3	112	H	Dayton	0 3
								83	N	TCU	0 3	121	A	Maryland	0 3
								98	H	Duquesne	0 3	137	N	Villanova	2 3
												157	A	George Washington	1 3
												157	H	George Washington	0 3
												159	H	Radford	2 3
												166	A	UNC Greensboro	0 3
												169	H	Georgetown	1 3
												182	H	Temple	1 3
												186	A	Rhode Island	1 3
												199	A	Saint Louis	1 3
												199	H	Saint Louis	1 3
												205	N	New Hampshire	3 1
												229	A	UMBC	3 1
												245	N	Howard	0 3
												247	H	Princeton	1 3
												250	H	Coppin St.	3 1
												289	A	Fordham	1 3
												289	H	Fordham	3 1
												323	A	La Salle	3 0
												323	H	La Salle	3 0
												326	N	N.C. Central	3 0
<hr/>															
				LAST 10 GAMES											
				199	A	Saint Louis	1 3	157	H	George Washington	0 3	326	N	N.C. Central	3 0
				112	A	Dayton	0 3	186	A	Rhode Island	1 3				
				289	H	Fordham	3 1	157	A	George Washington	1 3				
				112	H	Dayton	0 3	64	A	VCU	0 3				
				98	H	Duquesne	0 3	323	H	La Salle	3 0				

Non-Div. I Games:

George Mason

Average RPI Win:	292	WON-LOST	WINNING	LAST 10	STRENGTH OF	OPP. STRENGTH	TEAM	ADJ	CONF.	ADJ CONF.	
Average RPI Loss:	161	RECORD	PCT. RANK	GAMES	SCHEDULE	OF SCHEDULE	RPI	RPI	RPI	RPI	
DIV. I ONLY	15- 16	.48387	185	5- 5	318	274	275	.39653	268	20	20
DIV. I NON-CONF.	7- 6	.53846	156	1- 0	331	323	307	.35689	301	22	22
<hr/>											
TOTALS	RPI 1-25	RPI 26-50		W-L RECORDS		RPI 51-100		RPI 101-150		RPI 150+	
15- 16	0- 0	0- 1		OVERALL		0- 4		0- 2		15- 9	
7- 7	0- 0	0- 1		HOME		0- 1		0- 1		7- 4	
5- 7	0- 0	0- 0		AWAY		0- 1		0- 1		5- 5	
3- 2	0- 0	0- 0		NEUTRAL		0- 2		0- 0		3- 0	
<hr/>											
7- 6	0- 0	0- 0		NON-CONFERENCE		0- 1		0- 0		7- 5	
2- 3	0- 0	0- 0		HOME		0- 0		0- 0		2- 3	
3- 2	0- 0	0- 0		AWAY		0- 0		0- 0		3- 2	
2- 1	0- 0	0- 0		NEUTRAL		0- 1		0- 0		2- 0	
<hr/>											
8- 10	0- 0	0- 1		CONFERENCE		0- 3		0- 2		8- 4	
5- 4	0- 0	0- 1		HOME		0- 1		0- 1		5- 1	
2- 5	0- 0	0- 0		AWAY		0- 1		0- 1		2- 3	
1- 1	0- 0	0- 0		NEUTRAL		0- 1		0- 0		1- 0	
<hr/>											
RPI S	Opponent	Score	RPI S	Opponent	Score	RPI S	Opponent	Score	RPI S	Opponent	Score
			45 H Central Ark.	0	3	93 N Western Mich.	0	3	127 A A&M-Corpus Christi	0	3
						95 H Oral Roberts	0	3	127 H A&M-Corpus Christi	0	3
						97 A Northwestern St.	1	3	158 A DePaul	0	3
						97 N Northwestern St.	0	3	163 A Sam Houston St.	0	3
									163 H Sam Houston St.	0	3
									180 H Southern Miss.	1	3
									185 A Stephen F. Austin	2	3
									202 A Houston Baptist	1	3
									202 H Houston Baptist	3	2
									249 A Lamar	3	0
									249 H Lamar	3	1
									265 H Southeastern La.	3	0
									274 H Tex.-Pan American	2	3
									279 A Louisiana Tech	2	3
									287 H La.-Monroe	1	3
						295 A Nicholls St.	3	1			
						295 H Nicholls St.	3	0			
						297 H New Orleans	3	1			
						297 N New Orleans	3	0			
						310 A Prairie View	3	0			
						310 H Prairie View	3	1			
						311 N Providence	3	1			
						316 N Chicago St.	3	0			
						317 A Southern U.	3	0			
						332 A Alcorn	3	0			
						332 H Alcorn	3	0			
						95 H Oral Roberts	0	3			

Non-Div. I Games:	Incarnate Word	3	0	Abilene Christian	3	1
--------------------------	-----------------------	----------	----------	--------------------------	----------	----------

McNeese St.

Average RPI Win: 284		WON-LOST RECORD		WINNING PCT. RANK		LAST 10 GAMES		STRENGTH OF SCHEDULE		OPP. STRENGTH OF SCHEDULE		TEAM RPI		ADJ RPI		CONF. RPI		ADJ CONF. RPI		
DIV. I ONLY		9- 19		.32143 262		2- 6		269		255		279		.39433 269		26		23		
DIV. I NON-CONF.		5- 7		.41667 212		0- 0		280		250		260		.41209 260		23		23		
TOTALS		RPI 1-25		RPI 26-50		W-L RECORDS		RPI 51-100		RPI 101-150		RPI 150+								
9- 19		0- 0		0- 0		OVERALL		0- 3		0- 8		9- 8								
3- 6		0- 0		0- 0		HOME		0- 1		0- 3		3- 2								
3- 9		0- 0		0- 0		AWAY		0- 1		0- 4		3- 4								
3- 4		0- 0		0- 0		NEUTRAL		0- 1		0- 1		3- 2								
5- 7		0- 0		0- 0		NON-CONFERENCE		0- 1		0- 2		5- 4								
1- 0		0- 0		0- 0		HOME		0- 0		0- 0		1- 0								
1- 3		0- 0		0- 0		AWAY		0- 0		0- 1		1- 2								
3- 4		0- 0		0- 0		NEUTRAL		0- 1		0- 1		3- 2								
4- 12		0- 0		0- 0		CONFERENCE		0- 2		0- 6		4- 4								
2- 6		0- 0		0- 0		HOME		0- 1		0- 3		2- 2								
2- 6		0- 0		0- 0		AWAY		0- 1		0- 3		2- 2								
0- 0		0- 0		0- 0		NEUTRAL		0- 0		0- 0		0- 0								
RPI	S	Opponent		Score	RPI	S	Opponent		Score	RPI	S	Opponent		Score	RPI	S	Opponent		Score	
							94	A	New Mexico St.	0	3		139	A	Bakersfield	0	3			
							94	H	New Mexico St.	0	3		139	H	Bakersfield	0	3			
							100	N	Illinois St.	2	3		142	A	Idaho	0	3			
													142	H	Idaho	1	3			
													144	A	UMKC	0	3			
													144	H	UMKC	2	3			
													146	A	Boise St.	0	3			
													150	N	UC Davis	1	3			
													151	A	UTEP	0	3			
													152	A	Utah Valley	1	3			
													152	H	Utah Valley	0	3			
													201	N	Central Conn. St.	2	3			
													213	N	Texas Tech	1	3			
													215	A	Seattle	1	3			
													215	H	Seattle	1	3			
													236	N	Manhattan	3	0			
													239	A	Dartmouth	3	2			
													274	A	Tex.-Pan American	3	1			
													274	H	Tex.-Pan American	3	0			
													287	H	La.-Monroe	3	0			
													304	A	Weber St.	2	3			
													304	N	Weber St.	3	2			
													311	N	Providence	3	0			
													316	A	Chicago St.	3	2			
													316	H	Chicago St.	3	0			
LAST 10 GAMES																				
			142	H	Idaho	1	3		94	H	New Mexico St.	0	3		316	H	Chicago St.	3	0	
			139	H	Bakersfield	0	3		316	H	Chicago St.	3	0		144	A	UMKC	0	3	
			274	H	Tex.-Pan American	3	0		144	A	UMKC	0	3		94	A	New Mexico St.	0	3	
			139	A	Bakersfield	0	3		94	A	New Mexico St.	0	3		151	A	UTEP	0	3	
			152	A	Utah Valley	1	3		151	A	UTEP	0	3							

Non-Div. I Games: Arizona Christian 3 0 Incarnate Word 3 1 Abilene Christian 3 1

Grand Canyon

Average RPI Win:		0	WON-LOST		WINNING		LAST 10		STRENGTH OF		OPP. STRENGTH		TEAM	ADJ		CONF.		ADJ CONF.	
Average RPI Loss:		97	RECORD		PCT. RANK		GAMES		SCHEDULE		OF SCHEDULE		RPI	RPI		RPI		RPI	
DIV. I ONLY			0- 27		0	330	0- 10		97		73		291	.3936		270	7	7	
DIV. I NON-CONF.			0- 9		0	318	0- 0		96		92		288	.39763		273	5	5	
TOTALS		RPI 1-25		RPI 26-50		W-L RECORDS		RPI 51-100		RPI 101-150		RPI 150+							
0- 27		0- 2		0- 3		OVERALL		0- 7		0- 12		0- 3							
0- 15		0- 1		0- 2		HOME		0- 4		0- 7		0- 1							
0- 10		0- 1		0- 1		AWAY		0- 2		0- 5		0- 1							
0- 2		0- 0		0- 0		NEUTRAL		0- 1		0- 0		0- 1							
0- 9		0- 0		0- 1		NON-CONFERENCE		0- 3		0- 4		0- 1							
0- 6		0- 0		0- 1		HOME		0- 2		0- 3		0- 0							
0- 1		0- 0		0- 0		AWAY		0- 0		0- 1		0- 0							
0- 2		0- 0		0- 0		NEUTRAL		0- 1		0- 0		0- 1							
0- 18		0- 2		0- 2		CONFERENCE		0- 4		0- 8		0- 2							
0- 9		0- 1		0- 1		HOME		0- 2		0- 4		0- 1							
0- 9		0- 1		0- 1		AWAY		0- 2		0- 4		0- 1							
0- 0		0- 0		0- 0		NEUTRAL		0- 0		0- 0		0- 0							
RPI	S	Opponent		Score		RPI	S	Opponent		Score		RPI	S	Opponent		Score			
15	A	San Diego		0	3	31	A	BYU		0	3	58	N	Kansas St.		2	3		
15	H	San Diego		1	3	31	H	BYU		0	3	61	A	St. Mary's (CA)		0	3		
						46	H	Wichita St.		0	3	61	H	St. Mary's (CA)		0	3		
												71	A	Pepperdine		1	3		
												71	H	Pepperdine		2	3		
												76	H	Utah St.		1	3		
												82	H	Fresno St.		0	3		

Non-Div. I Games:

Portland

Average RPI Win: 209		WON-LOST RECORD		WINNING PCT. RANK		LAST 10 GAMES		STRENGTH OF SCHEDULE		OPP. STRENGTH OF SCHEDULE		TEAM RPI		ADJ RPI		CONF. RPI		ADJ CONF. RPI	
DIV. I ONLY		4- 26		.13333 315		2- 8		129		116		278		.39307 271		10		10	
DIV. I NON-CONF.		2- 10		.16667 290		0- 0		173		143		280		.39952 269		9		9	
TOTALS		RPI 1-25		RPI 26-50		W-L RECORDS		RPI 51-100		RPI 101-150		RPI 150+							
4- 26		0- 2		0- 1		OVERALL		0- 9		1- 8		3- 6							
3- 10		0- 1		0- 0		HOME		0- 4		1- 4		2- 1							
0- 11		0- 1		0- 1		AWAY		0- 3		0- 3		0- 3							
1- 5		0- 0		0- 0		NEUTRAL		0- 2		0- 1		1- 2							
2- 10		0- 0		0- 1		NON-CONFERENCE		0- 4		0- 2		2- 3							
1- 2		0- 0		0- 0		HOME		0- 1		0- 1		1- 0							
0- 3		0- 0		0- 1		AWAY		0- 1		0- 0		0- 1							
1- 5		0- 0		0- 0		NEUTRAL		0- 2		0- 1		1- 2							
2- 16		0- 2		0- 0		CONFERENCE		0- 5		1- 6		1- 3							
2- 8		0- 1		0- 0		HOME		0- 3		1- 3		1- 1							
0- 8		0- 1		0- 0		AWAY		0- 2		0- 3		0- 2							
0- 0		0- 0		0- 0		NEUTRAL		0- 0		0- 0		0- 0							
RPI S	Opponent	Score		RPI S	Opponent	Score		RPI S	Opponent	Score		RPI S	Opponent	Score					
20 A	Colorado St.	0	3	30 A	California	0	3	59 N	UC Santa Barbara	2	3	105 A	San Diego St.	0	3				
20 H	Colorado St.	1	3					65 A	Washington St.	1	3	105 H	San Diego St.	3	2				
								72 A	New Mexico	0	3	133 A	UNLV	0	3				
								72 H	New Mexico	0	3	133 H	UNLV	0	3				
								76 H	Utah St.	0	3	142 N	Idaho	0	3				
								82 A	Fresno St.	0	3	146 H	Boise St.	2	3				
								82 H	Fresno St.	0	3	147 A	Wyoming	0	3				
								94 N	New Mexico St.	0	3	147 H	Wyoming	0	3				
								100 H	Illinois St.	0	3	150 H	UC Davis	0	3				
												195 N	Cal St. Fullerton	0	3				
												204 N	Montana	3	2				
												213 A	Texas Tech	0	3				
												215 N	Seattle	0	3				
												224 A	Air Force	0	3				
												224 H	Air Force	3	1				
												230 A	San Jose St.	2	3				
												230 H	San Jose St.	0	3				
												304 H	Weber St.	3	0				
				LAST 10 GAMES															
				72 H	New Mexico	0	3	147 A	Wyoming	0	3								
				224 H	Air Force	3	1	230 H	San Jose St.	0	3								
				133 H	UNLV	0	3	82 H	Fresno St.	0	3								
				105 H	San Diego St.	3	2	72 A	New Mexico	0	3								
				20 A	Colorado St.	0	3	224 A	Air Force	0	3								

Non-Div. I Games:

Nevada

Average RPI Win: 258		WON-LOST	WINNING	LAST 10	STRENGTH OF		OPP. STRENGTH	TEAM	ADJ	CONF.	ADJ CONF.
Average RPI Loss: 182		RECORD	PCT. RANK	GAMES	SCHEDULE		OF SCHEDULE	RPI	RPI	RPI	RPI
DIV. I ONLY		9- 22	.29032	276	3- 7		197	271	267	.39228	272
DIV. I NON-CONF.		2- 14	.125	300	0- 1		184	208	295	.3799	290
TOTALS		RPI 1-25	RPI 26-50		W-L RECORDS		RPI 51-100		RPI 101-150		RPI 150+
9- 22	0- 0	0- 0		OVERALL		0- 0		0- 8		9- 14	
4- 5	0- 0	0- 0		HOME		0- 0		0- 0		4- 5	
3- 11	0- 0	0- 0		AWAY		0- 0		0- 5		3- 6	
2- 6	0- 0	0- 0		NEUTRAL		0- 0		0- 3		2- 3	
2- 14	0- 0	0- 0		NON-CONFERENCE		0- 0		0- 8		2- 6	
0- 1	0- 0	0- 0		HOME		0- 0		0- 0		0- 1	
0- 7	0- 0	0- 0		AWAY		0- 0		0- 5		0- 2	
2- 6	0- 0	0- 0		NEUTRAL		0- 0		0- 3		2- 3	
7- 8	0- 0	0- 0		CONFERENCE		0- 0		0- 0		7- 8	
4- 4	0- 0	0- 0		HOME		0- 0		0- 0		4- 4	
3- 4	0- 0	0- 0		AWAY		0- 0		0- 0		3- 4	
0- 0	0- 0	0- 0		NEUTRAL		0- 0		0- 0		0- 0	
RPI S	Opponent	Score	RPI S	Opponent	Score	RPI S	Opponent	Score	RPI S	Opponent	Score
									107 A	Samford	0 3
									108 N	Wake Forest	1 3
									120 A	UAB	0 3
									123 A	South Carolina	0 3
									126 A	Furman	0 3
									139 N	Bakersfield	0 3
									144 A	UMKC	1 3
									147 N	Wyoming	0 3
									153 H	Appalachian St.	2 3
									155 A	James Madison	2 3
									159 H	Radford	2 3
									187 H	Liberty	1 3
									188 N	Eastern Ill.	1 3
									194 A	Coastal Caro.	1 3
									194 H	Coastal Caro.	3 2
									194 H	Coastal Caro.	0 3
									198 A	High Point	3 1
									207 N	Western Caro.	0 3
									234 A	Campbell	3 2
									241 A	UNC Asheville	0 3
									241 H	UNC Asheville	2 3
									244 N	Jacksonville St.	0 3
									246 A	Winthrop	1 3
									246 H	Winthrop	3 0
									260 N	Georgia St.	3 1
									277 A	Gardner-Webb	2 3
									277 H	Gardner-Webb	3 2
			LAST 10 GAMES								
			194 H	Coastal Caro.	0 3	308 A	Charleston So.	3 2			
			246 A	Winthrop	1 3	306 A	USC Upstate	2 3			
			277 H	Gardner-Webb	3 2	159 H	Radford	2 3			
			241 H	UNC Asheville	2 3	187 H	Liberty	1 3			
			194 A	Coastal Caro.	1 3	198 A	High Point	3 1			

Non-Div. I Games:

Presbyterian

RPI	S	Opponent	Score	
299	N	Robert Morris	3	1
306	A	USC Upstate	2	3
308	A	Charleston So.	3	2
308	H	Charleston So.	3	0

Presbyterian

P
r
e
s
b
y
t
e
r
i
a
n

P
r
e
s
b
y
t
e
r
i
a
n

Average RPI Win: 298		WON-LOST RECORD		WINNING PCT. RANK		LAST 10 GAMES		STRENGTH OF SCHEDULE		OPP. STRENGTH OF SCHEDULE		TEAM RPI		ADJ RPI		CONF. RPI		ADJ CONF. RPI	
DIV. I ONLY		11- 16		.40741 225		2- 8		297		266		271		.39007 273		16		16	
DIV. I NON-CONF.		8- 3		.72727 65		0- 0		330		330		266		.41026 264		21		21	
TOTALS		RPI 1-25		RPI 26-50		W-L RECORDS		RPI 51-100		RPI 101-150		RPI 150+							
11- 16		0- 0		0- 4		OVERALL		0- 0		0- 4		11- 8							
7- 7		0- 0		0- 2		HOME		0- 0		0- 2		7- 3							
2- 8		0- 0		0- 2		AWAY		0- 0		0- 2		2- 4							
2- 1		0- 0		0- 0		NEUTRAL		0- 0		0- 0		2- 1							
8- 3		0- 0		0- 0		NON-CONFERENCE		0- 0		0- 0		8- 3							
5- 1		0- 0		0- 0		HOME		0- 0		0- 0		5- 1							
1- 1		0- 0		0- 0		AWAY		0- 0		0- 0		1- 1							
2- 1		0- 0		0- 0		NEUTRAL		0- 0		0- 0		2- 1							
3- 13		0- 0		0- 4		CONFERENCE		0- 0		0- 4		3- 5							
2- 6		0- 0		0- 2		HOME		0- 0		0- 2		2- 2							
1- 7		0- 0		0- 2		AWAY		0- 0		0- 2		1- 3							
0- 0		0- 0		0- 0		NEUTRAL		0- 0		0- 0		0- 0							
RPI S	Opponent	Score		RPI S	Opponent	Score		RPI S	Opponent	Score		RPI S	Opponent	Score					
				44 A	American	0 3						101 A	Army	0 3					
				44 H	American	0 3						101 H	Army	1 3					
				50 A	Colgate	0 3						145 A	Lehigh	1 3					
				50 H	Colgate	0 3						145 H	Lehigh	2 3					
												175 H	Marist	1 3					
												227 A	Navy	0 3					
												227 H	Navy	1 3					
												231 N	Sacramento St.	0 3					
												248 A	Bucknell	1 3					
												248 H	Bucknell	3 1					
												257 A	Loyola Maryland	3 1					
												257 H	Loyola Maryland	1 3					
												262 H	Morgan St.	3 0					
												282 A	Holy Cross	0 3					
												282 H	Holy Cross	3 0					
												296 N	Wright St.	3 0					
												303 A	NJIT	2 3					
												318 H	Quinnipiac	3 0					
												320 H	St. Francis Brooklyn	3 0					
												323 A	La Salle	3 1					
												324 H	Fairleigh Dickinson	3 0					
												324 N	Fairleigh Dickinson	3 0					
												325 H	Saint Peter's	3 0					
				LAST 10 GAMES															
				101 H	Army	1 3		50 A	Colgate	0 3									
				282 H	Holy Cross	3 0		227 H	Navy	1 3									
				248 A	Bucknell	1 3		50 H	Colgate	0 3									
				44 A	American	0 3		145 H	Lehigh	2 3									
				257 A	Loyola Maryland	3 1		282 A	Holy Cross	0 3									

Non-Div. I Games:

Lafayette

[illegible]

Non-Div. I Games:	Incarnate Word	3	2	Huston-Tillotson	3	0
-------------------	----------------	---	---	------------------	---	---

Tex.-Pan American

RPI	S	Opponent	Score	
319	N	Ark.-Pine Bluff	3	0

Tex.-Pan American

T
e
x
.
-
P
a
n
A
m
e
r
i
c
a
n

T
e
x
.
-
P
a
n
A
m
e
r
i
c
a
n

Average RPI Win:		284	WON-LOST RECORD		WINNING PCT. RANK		LAST 10 GAMES		STRENGTH OF SCHEDULE		OPP. STRENGTH OF SCHEDULE		TEAM RPI		ADJ RPI		CONF. RPI		ADJ CONF. RPI				
DIV. I ONLY			5- 22		.18519 304		3- 7		189		184		284		.38989 275		23		21				
DIV. I NON-CONF.			2- 11		.15385 293		0- 0		89		155		247		.42748 242		15		15				
TOTALS		RPI 1-25		RPI 26-50		W-L RECORDS		RPI 51-100		RPI 101-150		RPI 150+											
5- 22		0- 1		0- 1		OVERALL		0- 3		0- 9		5- 8											
2- 5		0- 0		0- 0		HOME		0- 0		0- 4		2- 1											
2- 11		0- 0		0- 0		AWAY		0- 2		0- 5		2- 4											
1- 6		0- 1		0- 1		NEUTRAL		0- 1		0- 0		1- 3											
2- 11		0- 1		0- 1		NON-CONFERENCE		0- 3		0- 1		2- 5											
0- 0		0- 0		0- 0		HOME		0- 0		0- 0		0- 0											
1- 5		0- 0		0- 0		AWAY		0- 2		0- 1		1- 2											
1- 6		0- 1		0- 1		NEUTRAL		0- 1		0- 0		1- 3											
3- 11		0- 0		0- 0		CONFERENCE		0- 0		0- 8		3- 3											
2- 5		0- 0		0- 0		HOME		0- 0		0- 4		2- 1											
1- 6		0- 0		0- 0		AWAY		0- 0		0- 4		1- 2											
0- 0		0- 0		0- 0		NEUTRAL		0- 0		0- 0		0- 0											
RPI	S	Opponent		Score		RPI	S	Opponent		Score		RPI	S	Opponent		Score							
22	N	Iowa St.		0 3		32	N	Texas A&M		0 3		55	A	UNI		1 3							
												94	A	New Mexico St.		0 3							
												96	N	Jacksonville		0 3							
														106 A North Dakota		0 3							
														109 A IUPUI		0 3							
														109 H IUPUI		0 3							
														131 A South Dakota		1 3							
														131 H South Dakota		1 3							
														140 A Denver		0 3							
														140 H Denver		0 3							
														143 A IPFW		0 3							
														143 H IPFW		0 3							
														151 A UTEP		0 3							
														158 N DePaul		0 3							
														178 A FIU		0 3							
														188 N Eastern Ill.		1 3							
														190 N Hampton		0 3							
														219 A North Dakota St.		1 3							
														219 H North Dakota St.		0 3							
														242 A Western Ill.		0 3							
														242 H Western Ill.		3 2							
														291 N Chattanooga		3 0							
														293 A Neb. Omaha		3 1							
														293 H Neb. Omaha		3 1							
														301 A Drake		3 2							
LAST 10 GAMES																							
109 A IUPUI						0 3						131 A South Dakota						1 3					
143 A IPFW						0 3						219 H North Dakota St.						0 3					
242 H Western Ill.						3 2						143 H IPFW						0 3					
293 H Neb. Omaha						3 1						109 H IUPUI						0 3					
140 A Denver						0 3						293 A Neb. Omaha						3 1					

Non-Div. I Games:

South Dakota St.

Average RPI Win:	217	WON-LOST	WINNING	LAST 10	STRENGTH OF	OPP. STRENGTH	TEAM	ADJ	CONF.	ADJ CONF.	
Average RPI Loss:	169	RECORD	PCT. RANK	GAMES	SCHEDULE	OF SCHEDULE	RPI	RPI	RPI	RPI	
DIV. I ONLY	6- 17	.26087	284	2- 8	217	168	270	.38531	276	18	18
DIV. I NON-CONF.	2- 7	.22222	284	0- 0	265	125	293	.38349	288	19	20
<hr/>											
TOTALS	RPI 1-25	RPI 26-50		W-L RECORDS	RPI 51-100		RPI 101-150		RPI 150+		
6- 17	0- 0	0- 2		OVERALL	0- 3		0- 1		6- 11		
4- 6	0- 0	0- 1		HOME	0- 0		0- 0		4- 5		
1- 8	0- 0	0- 1		AWAY	0- 2		0- 0		1- 5		
1- 3	0- 0	0- 0		NEUTRAL	0- 1		0- 1		1- 1		
<hr/>											
2- 7	0- 0	0- 0		NON-CONFERENCE	0- 3		0- 1		2- 3		
1- 2	0- 0	0- 0		HOME	0- 0		0- 0		1- 2		
0- 2	0- 0	0- 0		AWAY	0- 2		0- 0		0- 0		
1- 3	0- 0	0- 0		NEUTRAL	0- 1		0- 1		1- 1		
<hr/>											
4- 10	0- 0	0- 2		CONFERENCE	0- 0		0- 0		4- 8		
3- 4	0- 0	0- 1		HOME	0- 0		0- 0		3- 3		
1- 6	0- 0	0- 1		AWAY	0- 0		0- 0		1- 5		
0- 0	0- 0	0- 0		NEUTRAL	0- 0		0- 0		0- 0		
<hr/>											
RPI	S	Opponent	Score	RPI	S	Opponent	Score	RPI	S	Opponent	Score
				43	A	Yale	0 3	57	A	Northwestern	0 3
				43	H	Yale	1 3	67	A	Virginia	1 3
								78	N	Seton Hall	2 3

Non-Div. I Games:

Columbia

Average RPI Win: 246		WON-LOST RECORD		WINNING PCT. RANK		LAST 10 GAMES		STRENGTH OF SCHEDULE		OPP. STRENGTH OF SCHEDULE		TEAM RPI		ADJ RPI		CONF. RPI		ADJ CONF. RPI	
Average RPI Loss: 210																			
DIV. I ONLY		13- 18		.41935 217		3- 7		273		279		255		.38301 277		27		27	
DIV. I NON-CONF.		7- 9		.4375 203		0- 0		303		268		279		.38633 286		27		27	
TOTALS		RPI 1-25		RPI 26-50		W-L RECORDS		RPI 51-100		RPI 101-150		RPI 150+							
13- 18		0- 0		0- 0		OVERALL		0- 0		0- 1		13- 17							
5- 4		0- 0		0- 0		HOME		0- 0		0- 0		5- 4							
5- 9		0- 0		0- 0		AWAY		0- 0		0- 0		5- 9							
3- 5		0- 0		0- 0		NEUTRAL		0- 0		0- 1		3- 4							
7- 9		0- 0		0- 0		NON-CONFERENCE		0- 0		0- 1		7- 8							
2- 0		0- 0		0- 0		HOME		0- 0		0- 0		2- 0							
2- 5		0- 0		0- 0		AWAY		0- 0		0- 0		2- 5							
3- 4		0- 0		0- 0		NEUTRAL		0- 0		0- 1		3- 3							
6- 9		0- 0		0- 0		CONFERENCE		0- 0		0- 0		6- 9							
3- 4		0- 0		0- 0		HOME		0- 0		0- 0		3- 4							
3- 4		0- 0		0- 0		AWAY		0- 0		0- 0		3- 4							
0- 1		0- 0		0- 0		NEUTRAL		0- 0		0- 0		0- 1							
RPI S	Opponent	Score		RPI S	Opponent	Score		RPI S	Opponent	Score		RPI S	Opponent	Score					
												108 N	Wake Forest	0		3			
												159 A	Radford	3		2			
												159 H	Radford	1		3			
												159 N	Radford	0		3			
												167 N	Miami (OH)	0		3			
												177 A	Belmont	2		3			
												187 A	Liberty	3		2			
												187 H	Liberty	0		3			
												194 A	Coastal Caro.	0		3			
												195 A	Cal St. Fullerton	0		3			
												196 H	Davidson	3		0			
												198 H	High Point	1		3			
												207 H	Western Caro.	3		1			
												212 N	Kent St.	3		1			
												214 A	Elon	2		3			
												218 N	William & Mary	3		1			
												226 N	Memphis	0		3			
												233 N	East Carolina	0		3			
												234 H	Campbell	3		1			
												241 A	UNC Asheville	1		3			
												241 H	UNC Asheville	3		2			
						LAST 10 GAMES						246 A	Winthrop	0		3			
						159 N Radford		0	3			246 H	Winthrop	0		3			
						187 H Liberty		0	3			251 A	Charlotte	0		3			
						159 H Radford		1	3			272 A	Presbyterian	2		3			
						272 A Presbyterian		2	3			272 H	Presbyterian	3		2			
						246 A Winthrop		0	3			305 A	Citadel	1		3			

RPI	S	Opponent	Score	
308	A	Charleston So.	3	1
314	A	N.C. A&T	3	1
321	A	South Carolina St.	3	0
326	N	N.C. Central	3	1

Gardner-Webb

G
a
r
d
n
e
r
-
W
e
b
b

G
a
r
d
n
e
r
-
W
e
b
b

Average RPI Win:	315	WON-LOST	WINNING	LAST 10	STRENGTH OF	OPP. STRENGTH	TEAM	ADJ	CONF.	ADJ CONF.	
Average RPI Loss:	191	RECORD	PCT. RANK	GAMES	SCHEDULE	OF SCHEDULE	RPI	RPI	RPI	RPI	
DIV. I ONLY	23- 15	.60526	105	8- 1	330	319	281	.38243	278	33	33
DIV. I NON-CONF.	4- 13	.23529	283	0- 0	307	237	311	.3411	309	33	32
<hr/>											
TOTALS	RPI 1-25	RPI 26-50		W-L RECORDS		RPI 51-100		RPI 101-150		RPI 150+	
23- 15	0- 0	0- 2		OVERALL		0- 0		0- 3		23- 10	
7- 1	0- 0	0- 0		HOME		0- 0		0- 0		7- 1	
9- 9	0- 0	0- 2		AWAY		0- 0		0- 2		9- 5	
7- 5	0- 0	0- 0		NEUTRAL		0- 0		0- 1		7- 4	
<hr/>											
4- 13	0- 0	0- 2		NON-CONFERENCE		0- 0		0- 3		4- 8	
2- 1	0- 0	0- 0		HOME		0- 0		0- 0		2- 1	
2- 7	0- 0	0- 2		AWAY		0- 0		0- 2		2- 3	
0- 5	0- 0	0- 0		NEUTRAL		0- 0		0- 1		0- 4	
<hr/>											
19- 2	0- 0	0- 0		CONFERENCE		0- 0		0- 0		19- 2	
5- 0	0- 0	0- 0		HOME		0- 0		0- 0		5- 0	
7- 2	0- 0	0- 0		AWAY		0- 0		0- 0		7- 2	
7- 0	0- 0	0- 0		NEUTRAL		0- 0		0- 0		7- 0	
<hr/>											
RPI S	Opponent	Score	RPI S	Opponent	Score	RPI S	Opponent	Score	RPI S	Opponent	Score
			33 A	Alabama	0 3		102 N	Valparaiso	0 3		
			48 A	Arizona St.	0 3		111 A	UCF	0 3		
							120 A	UAB	0 3		
							162 N	Cal Poly	1 3		
							166 A	UNC Greensboro	0 3		
							217 A	Troy	0 3		
							238 N	Murray St.	0 3		
							244 H	Jacksonville St.	0 3		
							255 N	North Florida	0 3		
							256 A	Texas Southern	2 3		
							285 A	Alabama A&M	3 0		
							285 H	Alabama A&M	3 2		
							285 N	Alabama A&M	3 2		
							287 N	La.-Monroe	2 3		
							297 H	New Orleans	3 1		
							309 A	Jackson St.	3 2		
							309 A	Jackson St.	3 1		
							309 A	Jackson St.	2 3		
							309 H	Jackson St.	3 1		
							310 A	Prairie View	3 1		
							310 N	Prairie View	3 2		
			LAST 10 GAMES				314 A	N.C. A&T	2 3		
			309 A	Jackson St.	3 1	332 H	Alcorn	3 0	317 A	Southern U.	3 0
			309 A	Jackson St.	2 3	322 H	Mississippi Val.	3 0	317 N	Southern U.	3 2
			285 N	Alabama A&M	3 2	285 H	Alabama A&M	3 2	319 H	Ark.-Pine Bluff	3 0
			317 N	Southern U.	3 2	309 A	Jackson St.	3 2	319 N	Ark.-Pine Bluff	3 1
			319 N	Ark.-Pine Bluff	3 1	120 A	UAB	0 3	319 N	Ark.-Pine Bluff	3 0

Alabama St.

RPI	S	Opponent	Score	
322	A	Mississippi Val.	3	0
322	H	Mississippi Val.	3	0
326	A	N.C. Central	3	0
330	N	Grambling	3	0
331	A	Savannah St.	3	0
331	H	Savannah St.	3	0
332	A	Alcorn	3	0
332	H	Alcorn	3	0
332	N	Alcorn	3	0

Alabama St.

A
l
a
b
a
m
a
s
t
.

A
l
a
b
a
m
a
s
t
.

Average RPI Win:	302	WON-LOST RECORD	WINNING PCT. RANK	LAST 10 GAMES	STRENGTH OF SCHEDULE	OPP. STRENGTH OF SCHEDULE	TEAM RPI	ADJ RPI	CONF. RPI	ADJ CONF. RPI		
DIV. I ONLY		7- 21	.25	285	0- 10	218	247	282	.38213	279	11	11
DIV. I NON-CONF.		6- 8	.42857	208	0- 0	286	316	275	.39607	277	12	11

TOTALS	RPI 1-25	RPI 26-50		W-L RECORDS		RPI 51-100		RPI 101-150		RPI 150+		
7- 21	0- 0	0- 3		OVERALL		0- 4		0- 4		7- 10		
4- 9	0- 0	0- 1		HOME		0- 3		0- 1		4- 4		
1- 10	0- 0	0- 2		AWAY		0- 1		0- 3		1- 4		
2- 2	0- 0	0- 0		NEUTRAL		0- 0		0- 0		2- 2		
6- 8	0- 0	0- 1		NON-CONFERENCE		0- 2		0- 0		6- 5		
4- 2	0- 0	0- 0		HOME		0- 2		0- 0		4- 0		
0- 4	0- 0	0- 1		AWAY		0- 0		0- 0		0- 3		
2- 2	0- 0	0- 0		NEUTRAL		0- 0		0- 0		2- 2		
1- 13	0- 0	0- 2		CONFERENCE		0- 2		0- 4		1- 5		
0- 7	0- 0	0- 1		HOME		0- 1		0- 1		0- 4		
1- 6	0- 0	0- 1		AWAY		0- 1		0- 3		1- 1		
0- 0	0- 0	0- 0		NEUTRAL		0- 0		0- 0		0- 0		
RPI	S	Opponent	Score	RPI	S	Opponent	Score	RPI	S	Opponent	Score	
				39	A	Tulsa	0 3	56	A	Tulane	0 3	
				45	A	Central Ark.	0 3	86	H	Middle Tenn.	0 3	
				47	H	UTSA	0 3	93	H	Western Mich.	1 3	
								97	H	Northwestern St.	2 3	
										</		

Non-Div. I Games: Abilene Christian 2 3

Louisiana Tech

Average RPI Win:	298	WON-LOST RECORD	WINNING PCT. RANK	LAST 10 GAMES	STRENGTH OF SCHEDULE	OPP. STRENGTH OF SCHEDULE	TEAM RPI	ADJ RPI	CONF. RPI	ADJ CONF. RPI	
Average RPI Loss:	191										
DIV. I ONLY		11- 18	.37931 244	5- 5	274	302	273	.37933 280	28	28	
DIV. I NON-CONF.		2- 9	.18182 287	0- 0	232	255	298	.36613 296	29	29	
<hr/>											
TOTALS	RPI 1-25	RPI 26-50		W-L RECORDS		RPI 51-100		RPI 101-150		RPI 150+	
11- 18	0- 0	0- 0		OVERALL		0- 2		0- 2		11- 14	
5- 9	0- 0	0- 0		HOME		0- 1		0- 2		5- 6	
5- 6	0- 0	0- 0		AWAY		0- 1		0- 0		5- 5	
1- 3	0- 0	0- 0		NEUTRAL		0- 0		0- 0		1- 3	
<hr/>											
2- 9	0- 0	0- 0		NON-CONFERENCE		0- 2		0- 2		2- 5	
0- 5	0- 0	0- 0		HOME		0- 1		0- 2		0- 2	
1- 1	0- 0	0- 0		AWAY		0- 1		0- 0		1- 0	
1- 3	0- 0	0- 0		NEUTRAL		0- 0		0- 0		1- 3	
<hr/>											
9- 9	0- 0	0- 0		CONFERENCE		0- 0		0- 0		9- 9	
5- 4	0- 0	0- 0		HOME		0- 0		0- 0		5- 4	
4- 5	0- 0	0- 0		AWAY		0- 0		0- 0		4- 5	
0- 0	0- 0	0- 0		NEUTRAL		0- 0		0- 0		0- 0	
<hr/>											
RPI S	Opponent	Score	RPI S	Opponent	Score	RPI S	Opponent	Score	RPI S	Opponent	Score
						52 H	North Carolina St.	0 3	132 H	Eastern Mich.	1 3
						74 A	West Virginia	0 3	135 H	Buffalo	0 3
									156 A	Fairfield	1 3
									156 H	Fairfield	1 3
									174 H	Cleveland St.	0 3
									175 A	Marist	1 3
									175 H	Marist	0 3
									210 A	Siena	1 3
									210 H	Siena	2 3
									223 A	Iona	0 3
									223 H	Iona	3 2
									227 N	Navy	0 3
									236 A	Manhattan	0 3
									236 H	Manhattan	2 3
									248 A	Bucknell	3 2
									281 N	Norfolk St.	2 3
									283 A	Rider	3 1
									283 H	Rider	3 0
									289 N	Fordham	2 3
									290 H	Hartford	1 3
									315 A	Niagara	3 1
									315 H	Niagara	3 0
									318 A	Quinnipiac	3 0
									318 H	Quinnipiac	3 1
									324 N	Fairleigh Dickinson	3 0
									325 A	Saint Peter's	3 0
									325 H	Saint Peter's	3 0
LAST 10 GAMES											
			156 H	Fairfield	1 3	223 A	Iona	0 3	318 A	Quinnipiac	3 0
			318 H	Quinnipiac	3 1	325 H	Saint Peter's	3 0	318 H	Quinnipiac	3 1
			175 A	Marist	1 3	283 H	Rider	3 0	324 N	Fairleigh Dickinson	3 0
			210 A	Siena	1 3	315 A	Niagara	3 1	325 A	Saint Peter's	3 0
			236 A	Manhattan	0 3	318 A	Quinnipiac	3 0	325 H	Saint Peter's	3 0

Non-Div. I Games:

Canisius

Average RPI Win: 285		WON-LOST RECORD		WINNING PCT. RANK		LAST 10 GAMES		STRENGTH OF SCHEDULE		OPP. STRENGTH OF SCHEDULE		TEAM RPI		ADJ RPI		CONF. RPI		ADJ CONF. RPI	
Average RPI Loss: 193																			
DIV. I ONLY		11- 18		.37931 244		5- 5		262		297		268		.37896 281		31		32	
DIV. I NON-CONF.		2- 12		.14286 295		0- 1		160		216		285		.37723 292		31		31	
TOTALS		RPI 1-25		RPI 26-50		W-L RECORDS		RPI 51-100		RPI 101-150		RPI 150+							
11- 18		0- 0		0- 1		OVERALL		0- 2		0- 1		11- 14							
6- 3		0- 0		0- 0		HOME		0- 0		0- 0		6- 3							
3- 9		0- 0		0- 1		AWAY		0- 2		0- 1		3- 5							
2- 6		0- 0		0- 0		NEUTRAL		0- 0		0- 0		2- 6							
2- 12		0- 0		0- 1		NON-CONFERENCE		0- 2		0- 1		2- 8							
0- 1		0- 0		0- 0		HOME		0- 0		0- 0		0- 1							
0- 6		0- 0		0- 1		AWAY		0- 2		0- 1		0- 2							
2- 5		0- 0		0- 0		NEUTRAL		0- 0		0- 0		2- 5							
9- 6		0- 0		0- 0		CONFERENCE		0- 0		0- 0		9- 6							
6- 2		0- 0		0- 0		HOME		0- 0		0- 0		6- 2							
3- 3		0- 0		0- 0		AWAY		0- 0		0- 0		3- 3							
0- 1		0- 0		0- 0		NEUTRAL		0- 0		0- 0		0- 1							
RPI	S	Opponent		Score		RPI	S	Opponent		Score		RPI	S	Opponent		Score			
						44	A	American		0 3		64	A	VCU		0 3			
												74	A	West Virginia		0 3			

Non-Div. I Games:

Norfolk St.

Average RPI Win: 268		WON-LOST	WINNING	LAST 10	STRENGTH OF		OPP. STRENGTH	TEAM	ADJ	CONF.	ADJ CONF.
Average RPI Loss: 177		RECORD	PCT. RANK	GAMES	SCHEDULE		OF SCHEDULE	RPI	RPI	RPI	RPI
DIV. I ONLY		7- 21	.25 285	1- 9	177		265	272	.37858 282	16	16
DIV. I NON-CONF.		5- 7	.41667 212	0- 0	234		317	249	.41586 256	21	21
TOTALS		RPI 1-25	RPI 26-50	W-L RECORDS	RPI 51-100		RPI 101-150	RPI 150+			
7- 21	0- 0		0- 4	OVERALL	0- 0		0- 5	7- 12			
4- 9	0- 0		0- 2	HOME	0- 0		0- 2	4- 5			
1- 11	0- 0		0- 2	AWAY	0- 0		0- 2	1- 7			
2- 1	0- 0		0- 0	NEUTRAL	0- 0		0- 1	2- 0			
5- 7	0- 0		0- 0	NON-CONFERENCE	0- 0		0- 1	5- 6			
2- 3	0- 0		0- 0	HOME	0- 0		0- 0	2- 3			
1- 3	0- 0		0- 0	AWAY	0- 0		0- 0	1- 3			
2- 1	0- 0		0- 0	NEUTRAL	0- 0		0- 1	2- 0			
2- 14	0- 0		0- 4	CONFERENCE	0- 0		0- 4	2- 6			
2- 6	0- 0		0- 2	HOME	0- 0		0- 2	2- 2			
0- 8	0- 0		0- 2	AWAY	0- 0		0- 2	0- 4			
0- 0	0- 0		0- 0	NEUTRAL	0- 0		0- 0	0- 0			
RPI S	Opponent	Score	RPI S	Opponent	Score	RPI S	Opponent	Score	RPI S	Opponent	Score
			44 A American	0	3		101 A Army	0	3		
			44 H American	0	3		101 H Army	0	3		
			50 A Colgate	0	3		132 N Eastern Mich.	0	3		
			50 H Colgate	0	3		145 A Lehigh	0	3		
							145 H Lehigh	0	3		
							165 A Harvard	2	3		
							200 N Hofstra	3	0		
							201 H Central Conn. St.	1	3		
							221 A Brown	0	3		
							227 A Navy	0	3		
							227 H Navy	0	3		
							236 H Manhattan	3	1		
							248 A Bucknell	1	3		
							248 H Bucknell	3	0		
							257 A Loyola Maryland	1	3		
							257 H Loyola Maryland	1	3		
							261 H Sacred Heart	0	3		
							266 H Stony Brook	0	3		
							273 A Lafayette	0	3		
							273 H Lafayette	3	0		
							290 A Hartford	3	0		
							312 A Bryant	2	3		
							312 N Bryant	3	2		
							318 H Quinnipiac	3	0		
			LAST 10 GAMES								
			227 A Navy	0	3	248 A Bucknell	1	3			
			273 A Lafayette	0	3	145 A Lehigh	0	3			
			44 H American	0	3	101 H Army	0	3			
			257 H Loyola Maryland	1	3	101 A Army	0	3			
			50 H Colgate	0	3	273 H Lafayette	3	0			

Non-Div. I Games:

Holy Cross

R
i
d
e
r

Rider

RPI	S	Opponent	Score	
327	H	Delaware St.	3	0

Rider

R
i
d
e
r

R
i
d
e
r

Average RPI Win: 237		WON-LOST RECORD	WINNING PCT. RANK		LAST 10 GAMES	STRENGTH OF SCHEDULE		OPP. STRENGTH OF SCHEDULE		TEAM RPI	ADJ RPI		CONF. RPI	ADJ CONF. RPI	
Average RPI Loss: 151															
DIV. I ONLY		5- 25	.16667	310	1- 9	165		173		283	.37504	284	14	14	
DIV. I NON-CONF.		4- 10	.28571	268	0- 0	205		159		256	.4184	252	14	14	
<hr/>															
TOTALS		RPI 1-25		RPI 26-50		W-L RECORDS		RPI 51-100		RPI 101-150		RPI 150+			
5- 25		0- 0		0- 1		OVERALL		0- 6		0- 6		5- 12			
1- 9		0- 0		0- 1		HOME		0- 2		0- 2		1- 4			
0- 11		0- 0		0- 0		AWAY		0- 2		0- 3		0- 6			
4- 5		0- 0		0- 0		NEUTRAL		0- 2		0- 1		4- 2			
<hr/>															
4- 10		0- 0		0- 0		NON-CONFERENCE		0- 4		0- 2		4- 4			
0- 1		0- 0		0- 0		HOME		0- 1		0- 0		0- 0			
0- 4		0- 0		0- 0		AWAY		0- 1		0- 1		0- 2			
4- 5		0- 0		0- 0		NEUTRAL		0- 2		0- 1		4- 2			
<hr/>															
1- 15		0- 0		0- 1		CONFERENCE		0- 2		0- 4		1- 8			
1- 8		0- 0		0- 1		HOME		0- 1		0- 2		1- 4			
0- 7		0- 0		0- 0		AWAY		0- 1		0- 2		0- 4			
0- 0		0- 0		0- 0		NEUTRAL		0- 0		0- 0		0- 0			
<hr/>															
RPI	S	Opponent	Score	RPI	S	Opponent	Score	RPI	S	Opponent	Score	RPI	S	Opponent	Score
				36	H	Louisville	1 <div>3</div>	54	N	Colorado	1 <div>3</div>	111	A	UCF	0 <div>3</div>
								78	H	Seton Hall	2 <div>3</div>	111	H	UCF	0 <div>3</div>
								88	A	Pittsburgh	1 <div>3</div>	119	A	Indiana	0 <div>3</div>
								91	N	Morehead St.	0 <div>3</div>	126	N	Furman	1 <div>3</div>
								92	A	SMU	0 <div>3</div>	134	A	South Fla.	0 <div>3</div>
								92	H	SMU	1 <div>3</div>	134	H	South Fla.	1 <div>3</div>
												170	A	Syracuse	2 <div>3</div>
												179	N	Oakland	1 <div>3</div>
												182	A	Temple	0 <div>3</div>
												182	H	Temple	3 1
												197	A	Houston	1 <div>3</div>
												197	H	Houston	0 <div>3</div>
												203	A	UConn	1 <div>3</div>
												203	H	UConn	0 <div>3</div>
												209	A	Delaware	2 <div>3</div>
												212	N	Kent St.	3 0
												226	A	Memphis	1 <div>3</div>
												226	H	Memphis	1 <div>3</div>
												228	N	Cornell	3 2
												261	N	Sacred Heart	2 <div>3</div>
												263	H	Cincinnati	2 <div>3</div>
												266	N	Stony Brook	3 2
												299	N	Robert Morris	3 1
<hr/>															
				LAST 10 GAMES											
				226	H	Memphis	1 <div>3</div>	197	A	Houston	1 <div>3</div>				
				182	H	Temple	3 1	92	A	SMU	0 <div>3</div>				
				203	H	UConn	0 <div>3</div>	263	H	Cincinnati	2 <div>3</div>				
				134	H	South Fla.	1 <div>3</div>	36	H	Louisville	1 <div>3</div>				
				111	H	UCF	0 <div>3</div>	182	A	Temple	0 <div>3</div>				

Non-Div. I Games:

Rutgers

Average RPI Win:		303	WON-LOST RECORD		WINNING PCT. RANK		LAST 10 GAMES		STRENGTH OF SCHEDULE		OPP. STRENGTH OF SCHEDULE		TEAM RPI		ADJ RPI		CONF. RPI		ADJ CONF. RPI	
DIV. I ONLY			9- 20		.31034 266		5- 4		225		307		277		.37299 285		33		33	
DIV. I NON-CONF.			1- 15		.0625 313		0- 0		74		168		271		.39188 279		33		32	
TOTALS		RPI 1-25		RPI 26-50		W-L RECORDS		RPI 51-100		RPI 101-150		RPI 150+								
9- 20		0- 2		0- 1		OVERALL		0- 5		0- 1		9- 11								
4- 2		0- 0		0- 0		HOME		0- 0		0- 1		4- 1								
2- 8		0- 0		0- 1		AWAY		0- 2		0- 0		2- 5								
3- 10		0- 2		0- 0		NEUTRAL		0- 3		0- 0		3- 5								
1- 15		0- 2		0- 1		NON-CONFERENCE		0- 5		0- 1		1- 6								
1- 1		0- 0		0- 0		HOME		0- 0		0- 1		1- 0								
0- 6		0- 0		0- 1		AWAY		0- 2		0- 0		0- 3								
0- 8		0- 2		0- 0		NEUTRAL		0- 3		0- 0		0- 3								
8- 5		0- 0		0- 0		CONFERENCE		0- 0		0- 0		8- 5								
3- 1		0- 0		0- 0		HOME		0- 0		0- 0		3- 1								
2- 2		0- 0		0- 0		AWAY		0- 0		0- 0		2- 2								
3- 2		0- 0		0- 0		NEUTRAL		0- 0		0- 0		3- 2								
RPI	S	Opponent		Score		RPI	S	Opponent		Score		RPI	S	Opponent		Score				
6	N	Southern California		0	3	29	A	Purdue		0	3	60	N	Western Ky.		0	3			
23	N	Oklahoma		0	3							68	A	Col. of Charleston		0	3			
												69	A	Missouri St.		0	3			
												86	N	Middle Tenn.		0	3			
												92	N	SMU		0	3			
												120	H	UAB		0	3			
												207	N	Western Caro.		0	3			
												226	A	Memphis		0	3			
												241	N	UNC Asheville		0	3			
												254	A	Tennessee St.		0	3			
												256	N	Texas Southern		0	3			
												256	N	Texas Southern		3	2			
												256	N	Texas Southern		3	2			
												265	N	Southeastern La.		1	3			
												278	A	Alabama St.		2	3			
												278	H	Alabama St.		0	3			
												278	N	Alabama St.		2	3			
												292	H	UT Martin		3	1			
												309	A	Jackson St.		2	3			
												309	H	Jackson St.		3	2			
												310	N	Prairie View		3	1			
												321	A	South Carolina St.		2	3			
												322	A	Mississippi Val.		3	0			
												322	H	Mississippi Val.		3	0			
												332	A	Alcorn		3	0			
												332	H	Alcorn		3	0			
LAST 10 GAMES						LAST 10 GAMES						LAST 10 GAMES								
256 N Texas Southern						0	3	332 H Alcorn						3	0					
256 N Texas Southern						3	2	322 H Mississippi Val.						3	0					
278 N Alabama St.						2	3	278 A Alabama St.						2	3					
310 N Prairie View						3	1	309 A Jackson St.						2	3					
256 N Texas Southern						3	2	120 H UAB						0	3					

Non-Div. I Games: Ala.-Huntsville 2 3 Albany St. (GA) 3 1 Albany St. (GA) 3 1

Alabama A&M

[illegible]

Non-Div. I Games:

Montana St.

Average RPI Win:		264	WON-LOST RECORD		WINNING PCT. RANK	LAST 10 GAMES		STRENGTH OF SCHEDULE		OPP. STRENGTH OF SCHEDULE	TEAM RPI	ADJ RPI	CONF. RPI	ADJ CONF. RPI									
Average RPI Loss:		165																					
DIV. I ONLY			6- 28	.17647	308	1- 9		164		232	285	.35958	287	15	15								
DIV. I NON-CONF.			4- 12	.25	279	0- 0		185		274	274	.39048	281	16	16								
TOTALS		RPI 1-25		RPI 26-50		W-L RECORDS		RPI 51-100		RPI 101-150		RPI 150+											
6- 28		0- 1		0- 2		OVERALL		0- 3		0- 4		6- 18											
2- 8		0- 0		0- 0		HOME		0- 1		0- 2		2- 5											
1- 13		0- 0		0- 2		AWAY		0- 1		0- 2		1- 8											
3- 7		0- 1		0- 0		NEUTRAL		0- 1		0- 0		3- 5											
4- 12		0- 1		0- 2		NON-CONFERENCE		0- 1		0- 0		4- 8											
0- 1		0- 0		0- 0		HOME		0- 0		0- 0		0- 1											
1- 4		0- 0		0- 2		AWAY		0- 0		0- 0		1- 2											
3- 7		0- 1		0- 0		NEUTRAL		0- 1		0- 0		3- 5											
2- 16		0- 0		0- 0		CONFERENCE		0- 2		0- 4		2- 10											
2- 7		0- 0		0- 0		HOME		0- 1		0- 2		2- 4											
0- 9		0- 0		0- 0		AWAY		0- 1		0- 2		0- 6											
0- 0		0- 0		0- 0		NEUTRAL		0- 0		0- 0		0- 0											
RPI	S	Opponent		Score		RPI	S	Opponent		Score		RPI	S	Opponent		Score							
8	N	Nebraska		0 3		45	A	Central Ark.		0 3		60	A	Western Ky.		1 3							
						48	A	Arizona St.		0 3		60	H	Western Ky.		0 3							
												63	N	Auburn		0 3							
														104	A	Texas St.		0 3					
														104	H	Texas St.		0 3					
														129	A	UALR		0 3					
														129	H	UALR		0 3					
														161	A	Texas-Arlington		1 3					
														161	H	Texas-Arlington		1 3					
														162	N	Cal Poly		2 3					
														180	N	Southern Miss.		0 3					
														181	A	Arkansas St.		0 3					
														181	H	Arkansas St.		0 3					
														185	H	Stephen F. Austin		0 3					
														189	A	South Ala.		0 3					
														189	H	South Ala.		3 2					
														199	A	Saint Louis		1 3					
														206	A	La.-Lafayette		0 3					
														206	H	La.-Lafayette		0 3					
														217	A	Troy		0 3					
														217	H	Troy		3 2					
														260	A	Georgia St.		0 3					
														260	H	Georgia St.		0 3					
														268	A	McNeese St.		3 1					
														269	A	Grand Canyon		0 3					
														274	N	Tex.-Pan American		0 3					
														274	N	Tex.-Pan American		0 3					
														278	N	Alabama St.		3 2					
														309	N	Jackson St.		2 3					
														310	N	Prairie View		3 0					
						LAST 10 GAMES																	
						161	H	Texas-Arlington		1	3	217	H	Troy		3	2	274	N	Tex.-Pan American		0	3
						181	H	Arkansas St.		0	3	129	A	UALR		0	3	274	N	Tex.-Pan American		0	3
						189	A	South Ala.		0	3	260	H	Georgia St.		0	3	278	N	Alabama St.		3	2
						104	H	Texas St.		0	3	60	H	Western Ky.		0	3	309	N	Jackson St.		2	3
						206	H	La.-Lafayette		0	3	260	A	Georgia St.		0	3	310	N	Prairie View		3	0

Non-Div. I Games:

La.-Monroe

RPI	S	Opponent	Score	
319	N	Ark.-Pine Bluff	3	0

La.-Monroe

L
a
.
-
M
o
n
r
o
e

L
a
.
-
M
o
n
r
o
e

Average RPI Win:		204	WON-LOST RECORD		WINNING PCT. RANK		LAST 10 GAMES		STRENGTH OF SCHEDULE		OPP. STRENGTH OF SCHEDULE		TEAM RPI		ADJ RPI		CONF. RPI		ADJ CONF. RPI	
DIV. I ONLY			2- 25		.07407 323		1- 9		179		108		297		.35663 288		8		8	
DIV. I NON-CONF.			1- 11		.08333 308		0- 0		261		201		314		.33209 310		8		8	
TOTALS		RPI 1-25		RPI 26-50		W-L RECORDS		RPI 51-100		RPI 101-150		RPI 150+								
2- 25		0- 1		0- 2		OVERALL		0- 7		0- 5		2- 10								
0- 7		0- 0		0- 1		HOME		0- 3		0- 1		0- 2								
1- 11		0- 1		0- 1		AWAY		0- 4		0- 2		1- 3								
1- 7		0- 0		0- 0		NEUTRAL		0- 0		0- 2		1- 5								
1- 11		0- 0		0- 0		NON-CONFERENCE		0- 1		0- 3		1- 7								
0- 0		0- 0		0- 0		HOME		0- 0		0- 0		0- 0								
0- 4		0- 0		0- 0		AWAY		0- 1		0- 1		0- 2								
1- 7		0- 0		0- 0		NEUTRAL		0- 0		0- 2		1- 5								
1- 14		0- 1		0- 2		CONFERENCE		0- 6		0- 2		1- 3								
0- 7		0- 0		0- 1		HOME		0- 3		0- 1		0- 2								
1- 7		0- 1		0- 1		AWAY		0- 3		0- 1		1- 1								
0- 0		0- 0		0- 0		NEUTRAL		0- 0		0- 0		0- 0								
RPI	S	Opponent		Score	RPI	S	Opponent		Score	RPI	S	Opponent		Score						
11	A	Hawaii		0 3	38	A	Cal St. Northridge		0 3	59	A	UC Santa Barbara		0 3						
					38	H	Cal St. Northridge		0 3	59	H	UC Santa Barbara		0 3						
										72	A	New Mexico		0 3						
										85	A	Long Beach St.		0 3						
										85	H	Long Beach St.		1 3						
										89	A	UC Irvine		1 3						
										89	H	UC Irvine		0 3						
												116 N Idaho St.		0 3						
												122 A Pacific		0 3						
												147 N Wyoming		1 3						
												150 A UC Davis		0 3						
												150 H UC Davis		1 3						
												152 N Utah Valley		0 3						
												160 N Georgia Tech		1 3						
												162 A Cal Poly		3 2						
												162 H Cal Poly		0 3						
												195 A Cal St. Fullerton		0 3						
												195 H Cal St. Fullerton		0 3						
												213 N Texas Tech		0 3						
												215 N Seattle		0 3						
												224 A Air Force		0 3						
												230 N San Jose St.		0 3						
												246 N Winthrop		3 1						
												304 A Weber St.		2 3						
LAST 10 GAMES																				
					59	A	UC Santa Barbara		0 3	38	A	Cal St. Northridge		0 3						
					162	A	Cal Poly		3 2	150	A	UC Davis		0 3						
					85	H	Long Beach St.		1 3	162	H	Cal Poly		0 3						
					89	H	UC Irvine		0 3	59	H	UC Santa Barbara		0 3						
					195	A	Cal St. Fullerton		0 3	85	A	Long Beach St.		0 3						

Non-Div. I Games:

UC Riverside

Average RPI Win:	283	WON-LOST RECORD	WINNING PCT. RANK	LAST 10 GAMES	STRENGTH OF SCHEDULE	OPP. STRENGTH OF SCHEDULE	TEAM RPI	ADJ RPI	CONF. RPI	ADJ CONF. RPI	
DIV. I ONLY		10- 20	.33333 257	2- 8	301	264	292	.35619 289	21	22	
DIV. I NON-CONF.		7- 9	.4375 203	0- 0	296	301	276	.38759 285	18	19	
<hr/>											
TOTALS	RPI 1-25	RPI 26-50		W-L RECORDS		RPI 51-100		RPI 101-150		RPI 150+	
10- 20	0- 0	0- 0		OVERALL		0- 4		0- 3		10- 13	
3- 6	0- 0	0- 0		HOME		0- 2		0- 1		3- 3	
1- 11	0- 0	0- 0		AWAY		0- 2		0- 2		1- 7	
6- 3	0- 0	0- 0		NEUTRAL		0- 0		0- 0		6- 3	
<hr/>											
7- 9	0- 0	0- 0		NON-CONFERENCE		0- 1		0- 1		7- 7	
1- 1	0- 0	0- 0		HOME		0- 0		0- 0		1- 1	
0- 5	0- 0	0- 0		AWAY		0- 1		0- 1		0- 3	
6- 3	0- 0	0- 0		NEUTRAL		0- 0		0- 0		6- 3	
<hr/>											
3- 11	0- 0	0- 0		CONFERENCE		0- 3		0- 2		3- 6	
2- 5	0- 0	0- 0		HOME		0- 2		0- 1		2- 2	
1- 6	0- 0	0- 0		AWAY		0- 1		0- 1		1- 4	
0- 0	0- 0	0- 0		NEUTRAL		0- 0		0- 0		0- 0	
<hr/>											
RPI S	Opponent	Score	RPI S	Opponent	Score	RPI S	Opponent	Score	RPI S	Opponent	Score
						64 H VCU	0	3	112 A Dayton	1	3
						74 A West Virginia	0	3	112 H Dayton	0	3
						98 A Duquesne	0	3	128 A St. John's (NY)	0	3
						98 H Duquesne	1	3	157 A George Washington	0	3
									186 A Rhode Island	0	3
									186 H Rhode Island	0	3
									199 A Saint Louis	1	3
									199 H Saint Louis	0	3
									200 H Hofstra	3	1
									201 A Central Conn. St.	2	3
									225 N Boston College	0	3
									227 N Navy	3	0
									246 A Winthrop	0	3
									266 H Stony Brook	2	3
									267 A George Mason	1	3
									267 H George Mason	3	1
									276 A Columbia	1	3
									280 N Canisius	3	2
									281 N Norfolk St.	3	0
									290 N Hartford	0	3
			294 N Binghamton	3	1						
			300 N Tennessee Tech	1	3						
			303 N NJIT	3	0						
			323 A La Salle	3	1						
			323 H La Salle	3	0						
			331 N Savannah St.	3	0						
<hr/>											
			LAST 10 GAMES								
			186 A Rhode Island	0	3	323 H La Salle	3	0			
			323 A La Salle	3	1	64 H VCU	0	3			
			267 A George Mason	1	3	98 A Duquesne	0	3			
			157 A George Washington	0	3	112 A Dayton	1	3			
			199 H Saint Louis	0	3	199 A Saint Louis	1	3			

Non-Div. I Games:

Fordham

Average RPI Win:	299	WON-LOST	WINNING	LAST 10	STRENGTH OF	OPP. STRENGTH	TEAM	ADJ	CONF.	ADJ CONF.	
Average RPI Loss:	210	RECORD	PCT. RANK	GAMES	SCHEDULE	OF SCHEDULE	RPI	RPI	RPI	RPI	
DIV. I ONLY	12- 18	.4	231	4- 6	309	300	287	.35238	290	29	29
DIV. I NON-CONF.	5- 10	.33333	248	0- 0	249	265	277	.3924	278	28	28
<hr/>											
TOTALS	RPI 1-25	RPI 26-50		W-L RECORDS		RPI 51-100		RPI 101-150		RPI 150+	
12- 18	0- 0	0- 0		OVERALL		0- 1		0- 1		12- 16	
5- 3	0- 0	0- 0		HOME		0- 0		0- 0		5- 3	
4- 10	0- 0	0- 0		AWAY		0- 0		0- 0		4- 10	
3- 5	0- 0	0- 0		NEUTRAL		0- 1		0- 1		3- 3	
<hr/>											
5- 10	0- 0	0- 0		NON-CONFERENCE		0- 1		0- 1		5- 8	
0- 1	0- 0	0- 0		HOME		0- 0		0- 0		0- 1	
3- 4	0- 0	0- 0		AWAY		0- 0		0- 0		3- 4	
2- 5	0- 0	0- 0		NEUTRAL		0- 1		0- 1		2- 3	
<hr/>											
7- 8	0- 0	0- 0		CONFERENCE		0- 0		0- 0		7- 8	
5- 2	0- 0	0- 0		HOME		0- 0		0- 0		5- 2	
1- 6	0- 0	0- 0		AWAY		0- 0		0- 0		1- 6	
1- 0	0- 0	0- 0		NEUTRAL		0- 0		0- 0		1- 0	
<hr/>											
RPI S	Opponent	Score	RPI S	Opponent	Score	RPI S	Opponent	Score	RPI S	Opponent	Score
						52 N	North Carolina St.	0 3	132 N	Eastern Mich.	2 3
						151 N	UTEP	0 3			
						174 N	Cleveland St.	0 3			
						175 A	Marist	0 3			
						186 A	Rhode Island	2 3			
						201 A	Central Conn. St.	0 3			
						203 A	UConn	0 3			
						205 A	New Hampshire	0 3			
						205 H	New Hampshire	0 3			
						229 A	UMBC	1 3			
						229 H	UMBC	3 0			
						237 A	Albany (NY)	1 3			
						237 H	Albany (NY)	1 3			
						239 N	Dartmouth	0 3			
						266 A	Stony Brook	1 3			
						266 H	Stony Brook	3 0			
						280 A	Canisius	3 1			
						282 H	Holy Cross	0 3			
						289 N	Fordham	3 0			
						294 A	Binghamton	0 3			
294 H	Binghamton	3 0									
			LAST 10 GAMES			303 N	NJIT	3 1			
			229 H	UMBC	3 0	205 H	New Hampshire	0 3	311 A	Providence	0 3
			266 H	Stony Brook	3 0	311 H	Providence	3 1	311 H	Providence	3 1
			237 A	Albany (NY)	1 3	266 A	Stony Brook	1 3	312 A	Bryant	3 0
			294 A	Binghamton	0 3	229 A	UMBC	1 3	318 A	Quinnipiac	3 1
			329 H	UMass Lowell	3 0	205 A	New Hampshire	0 3	329 A	UMass Lowell	3 1

Non-Div. I Games:

Hartford

RPI	S	Opponent	Score	
329	H	UMass Lowell	3	0
329	N	UMass Lowell	3	0

Hartford

H
a
r
t
f
o
r
d

H
a
r
t
f
o
r
d

[illegible]

Non-Div. I Games:

Chattanooga

Chattanooga

[illegible]

Non-Div. I Games:

UT Martin

RPI	S	Opponent	Score	
300	H	Tennessee Tech	2	3
313	N	UMES	3	0

UT Martin

U
T
M
a
r
t
i
n

U
T
M
a
r
t
i
n

Average RPI Win:	280	WON-LOST RECORD	WINNING PCT. RANK	LAST 10 GAMES	STRENGTH OF SCHEDULE	OPP. STRENGTH OF SCHEDULE	TEAM RPI	ADJ RPI	CONF. RPI	ADJ CONF. RPI	
Average RPI Loss:	206										
DIV. I ONLY		9- 19	.32143 262	5- 5	290	286	289	.34727 294	29	29	
DIV. I NON-CONF.		2- 12	.14286 295	0- 1	233	192	302	.35203 304	28	28	
<hr/>											
TOTALS	RPI 1-25	RPI 26-50		W-L RECORDS	RPI 51-100		RPI 101-150		RPI 150+		
9- 19	0- 0	0- 1		OVERALL	0- 1		0- 1		9- 16		
6- 3	0- 0	0- 0		HOME	0- 0		0- 0		6- 3		
3- 8	0- 0	0- 1		AWAY	0- 1		0- 0		3- 6		
0- 8	0- 0	0- 0		NEUTRAL	0- 0		0- 1		0- 7		
<hr/>											
2- 12	0- 0	0- 1		NON-CONFERENCE	0- 1		0- 1		2- 9		
1- 1	0- 0	0- 0		HOME	0- 0		0- 0		1- 1		
1- 3	0- 0	0- 1		AWAY	0- 1		0- 0		1- 1		
0- 8	0- 0	0- 0		NEUTRAL	0- 0		0- 1		0- 7		
<hr/>											
7- 7	0- 0	0- 0		CONFERENCE	0- 0		0- 0		7- 7		
5- 2	0- 0	0- 0		HOME	0- 0		0- 0		5- 2		
2- 5	0- 0	0- 0		AWAY	0- 0		0- 0		2- 5		
0- 0	0- 0	0- 0		NEUTRAL	0- 0		0- 0		0- 0		
<hr/>											
RPI S	Opponent	Score	RPI S	Opponent	Score	RPI S	Opponent	Score	RPI S	Opponent	Score
50	A Colgate	1 3	52	A North Carolina St.	0 3	128	N St. John's (NY)	1 3	153	N Appalachian St.	0 3
						188	N Eastern Ill.	1 3	201	N Central Conn. St.	0 3
						205	A New Hampshire	2 3	205	H New Hampshire	1 3
						210	H Siena	3 0	212	A Kent St.	0 3
						222	N Towson	2 3	225	N Boston College	0 3
						228	H Cornell	2 3	229	A UMBC	1 3
						229	H UMBC	3 2	237	A Albany (NY)	0 3
						237	H Albany (NY)	3 0	264	N Ill.-Chicago	0 3
						266	A Stony Brook	2 3	266	H Stony Brook	2 3
						276	A Columbia	3 2	289	N Fordham	1 3
						290	A Hartford	0 3	290	H Hartford	3 0
						311	A Providence	3 1	311	H Providence	3 0
						329	A UMass Lowell	3 0	329	H UMass Lowell	3 0
						205	H New Hampshire	1 3	228	H Cornell	2 3
						228	H Cornell	2 3			
<hr/>											
LAST 10 GAMES											
205	A New Hampshire	2 3	229	A UMBC	1 3	311	A Providence	3 1	311	H Providence	3 0
329	A UMass Lowell	3 0	237	H Albany (NY)	3 0	329	A UMass Lowell	3 0	329	H UMass Lowell	3 0
311	H Providence	3 0	329	H UMass Lowell	3 0	205	H New Hampshire	1 3	228	H Cornell	2 3
290	H Hartford	3 0	205	H New Hampshire	1 3	228	H Cornell	2 3			
266	A Stony Brook	2 3	228	H Cornell	2 3						

Non-Div. I Games:

Binghamton

Average RPI Win: 302		WON-LOST RECORD		WINNING PCT. RANK		LAST 10 GAMES		STRENGTH OF SCHEDULE		OPP. STRENGTH OF SCHEDULE		TEAM RPI		ADJ RPI		CONF. RPI		ADJ CONF. RPI	
DIV. I ONLY		5- 21		.19231 301		0- 10		236		267		294		.34546 295		20		20	
DIV. I NON-CONF.		3- 7		.3 263		0- 0		226		300		281		.38773 284		22		22	
TOTALS		RPI 1-25		RPI 26-50		W-L RECORDS		RPI 51-100		RPI 101-150		RPI 150+							
5- 21		0- 0		0- 2		OVERALL		0- 3		0- 2		5- 14							
2- 7		0- 0		0- 1		HOME		0- 1		0- 1		2- 4							
0- 10		0- 0		0- 1		AWAY		0- 2		0- 1		0- 6							
3- 4		0- 0		0- 0		NEUTRAL		0- 0		0- 0		3- 4							
3- 7		0- 0		0- 1		NON-CONFERENCE		0- 1		0- 0		3- 5							
0- 0		0- 0		0- 0		HOME		0- 0		0- 0		0- 0							
0- 3		0- 0		0- 1		AWAY		0- 1		0- 0		0- 1							
3- 4		0- 0		0- 0		NEUTRAL		0- 0		0- 0		3- 4							
2- 14		0- 0		0- 1		CONFERENCE		0- 2		0- 2		2- 9							
2- 7		0- 0		0- 1		HOME		0- 1		0- 1		2- 4							
0- 7		0- 0		0- 0		AWAY		0- 1		0- 1		0- 5							
0- 0		0- 0		0- 0		NEUTRAL		0- 0		0- 0		0- 0							
RPI S	Opponent	Score		RPI S	Opponent	Score		RPI S	Opponent	Score		RPI S	Opponent	Score					
33 A	Alabama	0	3	56 A	Tulane	2	3	127 A	A&M-Corpus Christi	0	3								
45 H	Central Ark.	0	3	95 H	Oral Roberts	0	3	127 H	A&M-Corpus Christi	0	3								
				97 A	Northwestern St.	1	3	163 A	Sam Houston St.	1	3								
								163 H	Sam Houston St.	0	3								
								181 N	Arkansas St.	0	3								
								185 A	Stephen F. Austin	2	3								
								189 N	South Ala.	1	3								
								197 N	Houston	0	3								
								202 A	Houston Baptist	2	3								
								202 H	Houston Baptist	0	3								
								206 A	La.-Lafayette	1	3								
								249 A	Lamar	1	3								
								249 H	Lamar	0	3								
								265 H	Southeastern La.	3	1								
								268 A	McNeese St.	0	3								
								268 H	McNeese St.	1	3								
								283 N	Rider	0	3								
								292 N	UT Martin	3	2								
								297 H	New Orleans	3	0								
								322 N	Mississippi Val.	3	0								
								332 N	Alcorn	3	0								
LAST 10 GAMES				LAST 10 GAMES				LAST 10 GAMES											
268 H	McNeese St.	1	3	268 A	McNeese St.	0	3												
163 A	Sam Houston St.	1	3	45 H	Central Ark.	0	3												
249 A	Lamar	1	3	95 H	Oral Roberts	0	3												
202 A	Houston Baptist	2	3	127 H	A&M-Corpus Christi	0	3												
127 A	A&M-Corpus Christi	0	3	97 A	Northwestern St.	1	3												

Non-Div. I Games: Incarnate Word 1 3 Abilene Christian 0 3

Nicholls St.

[illegible]

Non-Div. I Games:

Wright St.

Average RPI Win: 327		WON-LOST RECORD		WINNING PCT. RANK		LAST 10 GAMES		STRENGTH OF SCHEDULE		OPP. STRENGTH OF SCHEDULE		TEAM RPI		ADJ RPI		CONF. RPI		ADJ CONF. RPI	
DIV. I ONLY		3- 26		.10345 321		0- 8		142		259		293		.33738 297		20		20	
DIV. I NON-CONF.		3- 9		.25 279		0- 0		159		282		259		.40115 267		22		22	
TOTALS		RPI 1-25		RPI 26-50		W-L RECORDS		RPI 51-100		RPI 101-150		RPI 150+							
3- 26		0- 2		0- 2		OVERALL		0- 7		0- 1		3- 14							
1- 8		0- 0		0- 1		HOME		0- 3		0- 1		1- 3							
0- 13		0- 1		0- 1		AWAY		0- 2		0- 0		0- 9							
2- 5		0- 1		0- 0		NEUTRAL		0- 2		0- 0		2- 2							
3- 9		0- 2		0- 0		NON-CONFERENCE		0- 3		0- 0		3- 4							
1- 1		0- 0		0- 0		HOME		0- 1		0- 0		1- 0							
0- 4		0- 1		0- 0		AWAY		0- 0		0- 0		0- 3							
2- 4		0- 1		0- 0		NEUTRAL		0- 2		0- 0		2- 1							
0- 17		0- 0		0- 2		CONFERENCE		0- 4		0- 1		0- 10							
0- 7		0- 0		0- 1		HOME		0- 2		0- 1		0- 3							
0- 9		0- 0		0- 1		AWAY		0- 2		0- 0		0- 6							
0- 1		0- 0		0- 0		NEUTRAL		0- 0		0- 0		0- 1							
RPI S	Opponent	Score		RPI S	Opponent	Score		RPI S	Opponent	Score		RPI S	Opponent	Score					
4 A	Florida	0	3	45 A	Central Ark.	0	3	56 H	Tulane	0	3	127 H	A&M-Corpus Christi	1	3				
18 N	Duke	0	3	45 H	Central Ark.	0	3	87 N	LIU Brooklyn	0	3	163 A	Sam Houston St.	0	3				
								93 N	Western Mich.	0	3	180 A	Southern Miss.	0	3				
								95 A	Oral Roberts	0	3	185 A	Stephen F. Austin	0	3				
								95 H	Oral Roberts	0	3	185 H	Stephen F. Austin	1	3				
								97 A	Northwestern St.	0	3	202 H	Houston Baptist	0	3				
								97 H	Northwestern St.	1	3	244 N	Jacksonville St.	0	3				
												249 A	Lamar	1	3				
												265 A	Southeastern La.	0	3				
												265 H	Southeastern La.	1	3				
												268 A	McNeese St.	1	3				
												268 N	McNeese St.	0	3				
												278 A	Alabama St.	1	3				
												279 A	Louisiana Tech	2	3				
												295 A	Nicholls St.	0	3				
												319 N	Ark.-Pine Bluff	3	0				
												331 N	Savannah St.	3	1				
												332 H	Alcorn	3	0				
LAST 10 GAMES																			
				95 A	Oral Roberts	0	3	249 A	Lamar	1	3								
				45 A	Central Ark.	0	3	163 A	Sam Houston St.	0	3								
				185 H	Stephen F. Austin	1	3	265 H	Southeastern La.	1	3								
				97 H	Northwestern St.	1	3	202 H	Houston Baptist	0	3								
				265 A	Southeastern La.	0	3	127 H	A&M-Corpus Christi	1	3								

Non-Div. I Games: Abilene Christian 0 3 Incarnate Word 1 3

New Orleans

Average RPI Win:	264	WON-LOST	WINNING	LAST 10	STRENGTH OF	OPP. STRENGTH	TEAM	ADJ	CONF.	ADJ CONF.				
Average RPI Loss:	172	RECORD	PCT. RANK	GAMES	SCHEDULE	OF SCHEDULE	RPI	RPI	RPI	RPI				
DIV. I ONLY	4- 27	.12903	316	2- 8	209	245	299	.33549	298	25	25			
DIV. I NON-CONF.	1- 10	.09091	305	0- 1	126	223	287	.38823	282	20	18			
<hr/>														
TOTALS	RPI 1-25	RPI 26-50		W-L RECORDS		RPI 51-100		RPI 101-150		RPI 150+				
4- 27	0- 0	0- 0		OVERALL		0- 5		0- 6		4- 16				
3- 8	0- 0	0- 0		HOME		0- 1		0- 3		3- 4				
1- 13	0- 0	0- 0		AWAY		0- 2		0- 2		1- 9				
0- 6	0- 0	0- 0		NEUTRAL		0- 2		0- 1		0- 3				
<hr/>														
1- 10	0- 0	0- 0		NON-CONFERENCE		0- 3		0- 2		1- 5				
0- 1	0- 0	0- 0		HOME		0- 0		0- 1		0- 0				
1- 3	0- 0	0- 0		AWAY		0- 1		0- 0		1- 2				
0- 6	0- 0	0- 0		NEUTRAL		0- 2		0- 1		0- 3				
<hr/>														
3- 17	0- 0	0- 0		CONFERENCE		0- 2		0- 4		3- 11				
3- 7	0- 0	0- 0		HOME		0- 1		0- 2		3- 4				
0- 10	0- 0	0- 0		AWAY		0- 1		0- 2		0- 7				
0- 0	0- 0	0- 0		NEUTRAL		0- 0		0- 0		0- 0				
<hr/>														
RPI S	Opponent	Score	RPI S	Opponent	Score	RPI S	Opponent	Score	RPI S	Opponent	Score			
						73 N	Ga. Southern	0 3	106 A	North Dakota	0 3			
						75 N	Northern Ill.	2 3	106 H	North Dakota	0 3			
						84 A	Portland St.	0 3	116 A	Idaho St.	0 3			
						84 H	Portland St.	0 3	116 H	Idaho St.	0 3			
						94 A	New Mexico St.	1 3	129 N	UALR	2 3			
						133 H	UNLV	1 3						
						152 A	Utah Valley	0 3						
						171 A	Northern Ariz.	0 3						
						171 H	Northern Ariz.	3 2						
						183 A	Northern Colo.	0 3						
						183 H	Northern Colo.	0 3						
						189 A	South Ala.	0 3						
						204 A	Montana	0 3						
						204 H	Montana	0 3						
						220 N	Bradley	0 3						
						231 A	Sacramento St.	0 3						
						231 H	Sacramento St.	1 3						
						232 A	Eastern Wash.	1 3						
						232 H	Eastern Wash.	1 3						
						253 N	SIU Edwardsville	1 3						
						254 N	Tennessee St.	1 3						
						286 A	Montana St.	1 3						
									LAST 10 GAMES			286 H	Montana St.	3 1
												293 A	Neb. Omaha	3 2
												304 A	Weber St.	2 3
304 H	Weber St.	3 1												
106 A	North Dakota	0 3	84 A	Portland St.	0 3									
183 A	Northern Colo.	0 3	171 H	Northern Ariz.	3 2									
204 H	Montana	0 3	231 H	Sacramento St.	1 3									
286 H	Montana St.	3 1	152 A	Utah Valley	0 3									
232 A	Eastern Wash.	1 3	304 A	Weber St.	2 3									

Non-Div. I Games:

Southern Utah

Average RPI Win:	309	WON-LOST	WINNING	LAST 10	STRENGTH OF	OPP. STRENGTH	TEAM	ADJ	CONF.	ADJ CONF.		
Average RPI Loss:	186	RECORD	PCT. RANK	GAMES	SCHEDULE	OF SCHEDULE	RPI	RPI	RPI	RPI		
DIV. I ONLY		9- 22	.29032	276	5- 5	303	283	302	.3341	299	30	30
DIV. I NON-CONF.		1- 15	.0625	313	0- 1	301	179	325	.29353	321	30	30
<hr/>												
TOTALS	RPI 1-25	RPI 26-50		W-L RECORDS		RPI 51-100		RPI 101-150		RPI 150+		
9- 22	0- 0	0- 0		OVERALL		0- 6		0- 2		9- 14		
4- 8	0- 0	0- 0		HOME		0- 3		0- 0		4- 5		
5- 8	0- 0	0- 0		AWAY		0- 3		0- 2		5- 3		
0- 6	0- 0	0- 0		NEUTRAL		0- 0		0- 0		0- 6		
<hr/>												
1- 15	0- 0	0- 0		NON-CONFERENCE		0- 3		0- 2		1- 10		
0- 5	0- 0	0- 0		HOME		0- 2		0- 0		0- 3		
1- 4	0- 0	0- 0		AWAY		0- 1		0- 2		1- 1		
0- 6	0- 0	0- 0		NEUTRAL		0- 0		0- 0		0- 6		
<hr/>												
8- 7	0- 0	0- 0		CONFERENCE		0- 3		0- 0		8- 4		
4- 3	0- 0	0- 0		HOME		0- 1		0- 0		4- 2		
4- 4	0- 0	0- 0		AWAY		0- 2		0- 0		4- 2		
0- 0	0- 0	0- 0		NEUTRAL		0- 0		0- 0		0- 0		
<hr/>												
RPI	S	Opponent	Score	RPI	S	Opponent	Score	RPI	S	Opponent	Score	
				53 H Xavier 0 3				119 A Indiana 0 3				
				74 A West Virginia 0 3				123 A South Carolina 1 3				
				87 A LIU Brooklyn 0 3				191 H Central Mich. 2 3				
				87 A LIU Brooklyn 1 3				192 H Youngstown St. 1 3				
				87 H LIU Brooklyn 0 3				201 A Central Conn. St. 0 3				
				98 H Duquesne 1 3				201 H Central Conn. St. 1 3				
								207 N Western Caro. 0 3				
								212 N Kent St. 0 3				
								238 N Murray St. 2 3				
								240 N Indiana St. 1 3				
								252 H Akron 0 3				
								261 A Sacred Heart 0 3				
								261 H Sacred Heart 3 0				
								272 N Presbyterian 1 3				
								284 N Rutgers 1 3				
								296 A Wright St. 1 3				
								302 A Saint Francis (PA) 3 0				
								302 H Saint Francis (PA) 3 1				
								312 A Bryant 3 0				
								312 H Bryant 3 0				
				320 A St. Francis Brooklyn 3 1								
				320 H St. Francis Brooklyn 3 1								
				324 A Fairleigh Dickinson 3 0								
				324 H Fairleigh Dickinson 0 3								
				329 A UMass Lowell 3 0								
<hr/>												
LAST 10 GAMES												
87 A LIU Brooklyn 0 3				302 H Saint Francis (PA) 3 1				324 A Fairleigh Dickinson 3 0				
324 H Fairleigh Dickinson 0 3				201 H Central Conn. St. 1 3				324 H Fairleigh Dickinson 0 3				
261 H Sacred Heart 3 0				312 H Bryant 3 0				329 A UMass Lowell 3 0				
87 A LIU Brooklyn 1 3				302 A Saint Francis (PA) 3 0								
320 A St. Francis Brooklyn 3 1				74 A West Virginia 0 3								

Non-Div. I Games:

Robert Morris

Average RPI Win: 299		WON-LOST	WINNING	LAST 10	STRENGTH OF		OPP. STRENGTH	TEAM	ADJ	CONF.	ADJ CONF.
Average RPI Loss: 193		RECORD	PCT. RANK	GAMES	SCHEDULE		OF SCHEDULE	RPI	RPI	RPI	RPI
DIV. I ONLY		5- 21	.19231	301	0- 10		252	280	298	.33217	300
DIV. I NON-CONF.		4- 6	.4	220	0- 0		274	306	272	.40224	266
TOTALS		RPI 1-25	RPI 26-50		W-L RECORDS		RPI 51-100		RPI 101-150		RPI 150+
5- 21	0- 0	0- 0		OVERALL		0- 3		0- 1		5- 17	
0- 8	0- 0	0- 0		HOME		0- 1		0- 0		0- 7	
1- 10	0- 0	0- 0		AWAY		0- 1		0- 0		1- 9	
4- 3	0- 0	0- 0		NEUTRAL		0- 1		0- 1		4- 1	
4- 6	0- 0	0- 0		NON-CONFERENCE		0- 1		0- 1		4- 4	
0- 0	0- 0	0- 0		HOME		0- 0		0- 0		0- 0	
0- 3	0- 0	0- 0		AWAY		0- 0		0- 0		0- 3	
4- 3	0- 0	0- 0		NEUTRAL		0- 1		0- 1		4- 1	
1- 15	0- 0	0- 0		CONFERENCE		0- 2		0- 0		1- 13	
0- 8	0- 0	0- 0		HOME		0- 1		0- 0		0- 7	
1- 7	0- 0	0- 0		AWAY		0- 1		0- 0		1- 6	
0- 0	0- 0	0- 0		NEUTRAL		0- 0		0- 0		0- 0	
RPI S	Opponent	Score	RPI S	Opponent	Score	RPI S	Opponent	Score	RPI S	Opponent	Score
						79 N	Milwaukee	1 3	107 N	Samford	0 3
						91 A	Morehead St.	0 3	173 H	Southeast Mo. St.	1 3
						91 H	Morehead St.	0 3	177 A	Belmont	1 3
									177 H	Belmont	0 3
									184 A	Eastern Ky.	0 3
									184 H	Eastern Ky.	0 3
									188 A	Eastern Ill.	0 3
									194 N	Coastal Caro.	1 3
									208 H	Austin Peay	1 3
									211 A	Kennesaw St.	2 3
									238 H	Murray St.	2 3
									244 A	Jacksonville St.	0 3
									244 H	Jacksonville St.	0 3
									246 A	Winthrop	0 3
									252 A	Akron	0 3
									253 A	SIU Edwardsville	0 3
									254 A	Tennessee St.	0 3
									254 H	Tennessee St.	0 3
									266 N	Stony Brook	3 2
									289 N	Fordham	3 1
									292 A	UT Martin	3 2
									315 N	Niagara	3 0
									331 N	Savannah St.	3 0
LAST 10 GAMES											
						173 H	Southeast Mo. St.	1 3	91 H	Morehead St.	0 3
						244 H	Jacksonville St.	0 3	177 A	Belmont	1 3
						188 A	Eastern Ill.	0 3	254 A	Tennessee St.	0 3
						253 A	SIU Edwardsville	0 3	91 A	Morehead St.	0 3
						184 H	Eastern Ky.	0 3	184 A	Eastern Ky.	0 3

Non-Div. I Games:

Tennessee Tech

Average RPI Win: 264		WON-LOST RECORD		WINNING PCT. RANK		LAST 10 GAMES		STRENGTH OF SCHEDULE		OPP. STRENGTH OF SCHEDULE		TEAM RPI		ADJ RPI		CONF. RPI		ADJ CONF. RPI	
DIV. I ONLY		2- 28		.06667 324		0- 10		174		182		303		.33064 301		12		13	
DIV. I NON-CONF.		2- 10		.16667 290		0- 0		258		260		309		.34848 306		11		12	
TOTALS		RPI 1-25		RPI 26-50		W-L RECORDS		RPI 51-100		RPI 101-150		RPI 150+							
2- 28		0- 0		0- 2		OVERALL		0- 7		0- 5		2- 14							
0- 13		0- 0		0- 1		HOME		0- 3		0- 1		0- 8							
0- 11		0- 0		0- 1		AWAY		0- 3		0- 3		0- 4							
2- 4		0- 0		0- 0		NEUTRAL		0- 1		0- 1		2- 2							
2- 10		0- 0		0- 0		NON-CONFERENCE		0- 1		0- 3		2- 6							
0- 4		0- 0		0- 0		HOME		0- 0		0- 0		0- 4							
0- 2		0- 0		0- 0		AWAY		0- 0		0- 2		0- 0							
2- 4		0- 0		0- 0		NEUTRAL		0- 1		0- 1		2- 2							
0- 18		0- 0		0- 2		CONFERENCE		0- 6		0- 2		0- 8							
0- 9		0- 0		0- 1		HOME		0- 3		0- 1		0- 4							
0- 9		0- 0		0- 1		AWAY		0- 3		0- 1		0- 4							
0- 0		0- 0		0- 0		NEUTRAL		0- 0		0- 0		0- 0							
RPI S	Opponent	Score		RPI S	Opponent	Score		RPI S	Opponent	Score		RPI S	Opponent	Score					
				46 A	Wichita St.	0	3	55 A	UNI	0	3	110 A	Southern Ill.	0	3				
				46 H	Wichita St.	0	3	55 H	UNI	0	3	110 H	Southern Ill.	0	3				
								66 N	Ball St.	0	3	117 A	Iowa	1	3				
								69 A	Missouri St.	0	3	142 N	Idaho	1	3				
								69 H	Missouri St.	0	3	147 A	Wyoming	0	3				
								100 A	Illinois St.	0	3	158 H	DePaul	2	3				
								100 H	Illinois St.	0	3	172 A	Loyola Chicago	0	3				
												172 H	Loyola Chicago	0	3				
												188 H	Eastern Ill.	0	3				
												220 A	Bradley	0	3				
												220 H	Bradley	2	3				
												240 A	Indiana St.	0	3				
												240 H	Indiana St.	0	3				
												242 N	Western Ill.	3	2				
												243 A	Evansville	0	3				
												243 H	Evansville	0	3				
												258 N	Stetson	1	3				
												264 N	Ill.-Chicago	1	3				
												275 H	South Dakota St.	2	3				
												286 N	Montana St.	3	1				
												293 H	Neb. Omaha	0	3				
				LAST 10 GAMES															
				220 H	Bradley	2	3	110 H	Southern Ill.	0	3								
				172 H	Loyola Chicago	0	3	55 H	UNI	0	3								
				100 A	Illinois St.	0	3	69 A	Missouri St.	0	3								
				240 A	Indiana St.	0	3	46 A	Wichita St.	0	3								
				243 H	Evansville	0	3	100 H	Illinois St.	0	3								

Non-Div. I Games:

Drake

Average RPI Win: 320		WON-LOST	WINNING	LAST 10	STRENGTH OF		OPP. STRENGTH	TEAM	ADJ		CONF.	ADJ CONF.
Average RPI Loss: 188		RECORD	PCT. RANK	GAMES	SCHEDULE		OF SCHEDULE	RPI	RPI		RPI	RPI
DIV. I ONLY		5- 22	.18519	304	3- 7		242	294	300		30	30
DIV. I NON-CONF.		0- 13	0	318	0- 0		106	203	296		30	30
TOTALS		RPI 1-25	RPI 26-50		W-L RECORDS		RPI 51-100		RPI 101-150		RPI 150+	
5- 22	0- 0	0- 1		OVERALL		0- 4		0- 2		5- 15		
3- 7	0- 0	0- 0		HOME		0- 1		0- 0		3- 6		
2- 8	0- 0	0- 0		AWAY		0- 2		0- 0		2- 6		
0- 7	0- 0	0- 1		NEUTRAL		0- 1		0- 2		0- 3		
0- 13	0- 0	0- 1		NON-CONFERENCE		0- 2		0- 2		0- 8		
0- 3	0- 0	0- 0		HOME		0- 0		0- 0		0- 3		
0- 3	0- 0	0- 0		AWAY		0- 1		0- 0		0- 2		
0- 7	0- 0	0- 1		NEUTRAL		0- 1		0- 2		0- 3		
5- 9	0- 0	0- 0		CONFERENCE		0- 2		0- 0		5- 7		
3- 4	0- 0	0- 0		HOME		0- 1		0- 0		3- 3		
2- 5	0- 0	0- 0		AWAY		0- 1		0- 0		2- 4		
0- 0	0- 0	0- 0		NEUTRAL		0- 0		0- 0		0- 0		
RPI S	Opponent	Score	RPI S	Opponent	Score	RPI S	Opponent	Score	RPI S	Opponent	Score	
			27 N	Michigan St.	0 3	56 N	Tulane	0 3	103 N	Toledo	0 3	
						62 A	Virginia Tech	0 3	122 N	Pacific	0 3	
						87 A	LIU Brooklyn	0 3	184 H	Eastern Ky.	1 3	
						87 H	LIU Brooklyn	0 3	192 A	Youngstown St.	1 3	
									192 H	Youngstown St.	0 3	
									201 A	Central Conn. St.	1 3	
									201 H	Central Conn. St.	0 3	
									222 N	Towson	0 3	
									229 A	UMBC	0 3	
									245 N	Howard	1 3	
									250 N	Coppin St.	2 3	
									252 H	Akron	1 3	
									261 A	Sacred Heart	0 3	
									261 H	Sacred Heart	0 3	
									299 A	Robert Morris	1 3	
									299 H	Robert Morris	0 3	
									312 A	Bryant	2 3	
									312 H	Bryant	3 2	
									320 A	St. Francis Brooklyn	3 1	
									320 H	St. Francis Brooklyn	3 1	
									324 A	Fairleigh Dickinson	3 2	
									324 H	Fairleigh Dickinson	3 1	
			LAST 10 GAMES									
			261 H	Sacred Heart	0 3	201 H	Central Conn. St.	0 3				
			324 H	Fairleigh Dickinson	3 1	312 H	Bryant	3 2				
			320 A	St. Francis Brooklyn	3 1	299 H	Robert Morris	0 3				
			87 A	LIU Brooklyn	0 3	201 A	Central Conn. St.	1 3				
			299 A	Robert Morris	1 3	312 A	Bryant	2 3				

Non-Div. I Games:

Saint Francis (PA)

Average RPI Win: 294		WON-LOST RECORD	WINNING PCT. RANK	LAST 10 GAMES	STRENGTH OF SCHEDULE	OPP. STRENGTH OF SCHEDULE	TEAM RPI	ADJ RPI	CONF. RPI	ADJ CONF. RPI	
Average RPI Loss: 242											
DIV. I ONLY		7- 15	.31818 265	5- 5	305	322	308	.3303 303	32	31	
DIV. I NON-CONF.		7- 15	.31818 258	5- 5	293	328	304	.3303 312	32	33	
<hr/>											
TOTALS		RPI 1-25	RPI 26-50		W-L RECORDS		RPI 51-100		RPI 101-150		RPI 150+
7- 15		0- 0	0- 0		OVERALL		0- 1		0- 1		7- 13
3- 4		0- 0	0- 0		HOME		0- 1		0- 0		3- 3
3- 6		0- 0	0- 0		AWAY		0- 0		0- 1		3- 5
1- 5		0- 0	0- 0		NEUTRAL		0- 0		0- 0		1- 5
7- 15		0- 0	0- 0		NON-CONFERENCE		0- 1		0- 1		7- 13
3- 4		0- 0	0- 0		HOME		0- 1		0- 0		3- 3
3- 6		0- 0	0- 0		AWAY		0- 0		0- 1		3- 5
1- 5		0- 0	0- 0		NEUTRAL		0- 0		0- 0		1- 5
0- 0		0- 0	0- 0		CONFERENCE		0- 0		0- 0		0- 0
0- 0		0- 0	0- 0		HOME		0- 0		0- 0		0- 0
0- 0		0- 0	0- 0		AWAY		0- 0		0- 0		0- 0
0- 0		0- 0	0- 0		NEUTRAL		0- 0		0- 0		0- 0
RPI	S	Opponent	Score	RPI	S	Opponent	Score	RPI	S	Opponent	Score

Non-Div. I Games:

NJIT

Average RPI Win:	251	WON-LOST RECORD	WINNING PCT. RANK	LAST 10 GAMES	STRENGTH OF SCHEDULE	OPP. STRENGTH OF SCHEDULE	TEAM RPI	ADJ RPI	CONF. RPI	ADJ CONF. RPI	
Average RPI Loss:	177										
DIV. I ONLY	7- 27	.20588	297	2- 8	278	228	301	.32803	304	25	25
DIV. I NON-CONF.	4- 10	.28571	268	0- 0	275	207	290	.37839	291	20	18
<hr/>											
TOTALS	RPI 1-25	RPI 26-50		W-L RECORDS	RPI 51-100		RPI 101-150		RPI 150+		
7- 27	0- 0	0- 1		OVERALL	0- 4		0- 5		7- 17		
5- 11	0- 0	0- 0		HOME	0- 2		0- 2		5- 7		
1- 11	0- 0	0- 0		AWAY	0- 1		0- 2		1- 8		
1- 5	0- 0	0- 1		NEUTRAL	0- 1		0- 1		1- 2		
<hr/>											
4- 10	0- 0	0- 1		NON-CONFERENCE	0- 2		0- 1		4- 6		
3- 3	0- 0	0- 0		HOME	0- 1		0- 0		3- 2		
0- 2	0- 0	0- 0		AWAY	0- 0		0- 0		0- 2		
1- 5	0- 0	0- 1		NEUTRAL	0- 1		0- 1		1- 2		
<hr/>											
3- 17	0- 0	0- 0		CONFERENCE	0- 2		0- 4		3- 11		
2- 8	0- 0	0- 0		HOME	0- 1		0- 2		2- 5		
1- 9	0- 0	0- 0		AWAY	0- 1		0- 2		1- 6		
0- 0	0- 0	0- 0		NEUTRAL	0- 0		0- 0		0- 0		
<hr/>											
RPI S	Opponent	Score	RPI S	Opponent	Score	RPI S	Opponent	Score	RPI S	Opponent	Score
			44 N	American	0 3	76 H	Utah St.	0 3	106 A	North Dakota	0 3
						84 A	Portland St.	0 3	106 H	North Dakota	1 3
						84 H	Portland St.	1 3	116 A	Idaho St.	0 3
						100 N	Illinois St.	0 3	116 H	Idaho St.	2 3
									150 N	UC Davis	0 3
									152 H	Utah Valley	0 3
									168 A	Penn	2 3
									171 A	Northern Ariz.	0 3
									171 H	Northern Ariz.	0 3
									182 N	Temple	1 3
									183 A	Northern Colo.	3 2
									183 H	Northern Colo.	3 2
									204 A	Montana	0 3
									204 H	Montana	1 3
									213 H	Texas Tech	1 3
									215 H	Seattle	3 0
									231 A	Sacramento St.	0 3
									231 H	Sacramento St.	2 3
									232 A	Eastern Wash.	0 3
									232 H	Eastern Wash.	1 3
									269 H	Grand Canyon	3 2
									269 N	Grand Canyon	2 3
									271 A	Nevada	0 3
									286 A	Montana St.	0 3
									286 H	Montana St.	0 3
									288 H	UC Riverside	3 2
									298 A	Southern Utah	1 3
			LAST 10 GAMES								
			232 H	Eastern Wash.	1 3	286 A	Montana St.	0 3			
			84 H	Portland St.	1 3	106 H	North Dakota	1 3			
			231 A	Sacramento St.	0 3	183 H	Northern Colo.	3 2			
			116 A	Idaho St.	0 3	298 H	Southern Utah	3 2			
			204 A	Montana	0 3	171 H	Northern Ariz.	0 3			

Non-Div. I Games:

Weber St.

RPI	S	Opponent	Score	
298	H	Southern Utah	3	2
323	N	La Salle	3	0

Weber St.

W
e
b
e
r
s
t
.

W
e
b
e
r
s
t
.

Average RPI Win:	318	WON-LOST RECORD	WINNING PCT. RANK	LAST 10 GAMES	STRENGTH OF SCHEDULE	OPP. STRENGTH OF SCHEDULE	TEAM RPI	ADJ RPI	CONF. RPI	ADJ CONF. RPI
DIV. I ONLY		5- 28	.15152 313	0- 10	238	288	306	.32544 305	19	19
DIV. I NON-CONF.		5- 12	.29412 266	0- 1	284	312	299	.35422 303	24	26
TOTALS	RPI 1-25	RPI 26-50	W-L RECORDS	RPI 51-100	RPI 101-150	RPI 150+				
5- 28	0- 0	0- 0	OVERALL	0- 3	0- 4	5- 21				
3- 12	0- 0	0- 0	HOME	0- 1	0- 1	3- 10				
1- 11	0- 0	0- 0	AWAY	0- 1	0- 2	1- 8				
1- 5	0- 0	0- 0	NEUTRAL	0- 1	0- 1	1- 3				
5- 12	0- 0	0- 0	NON-CONFERENCE	0- 1	0- 2	5- 9				
3- 4	0- 0	0- 0	HOME	0- 0	0- 0	3- 4				
1- 3	0- 0	0- 0	AWAY	0- 0	0- 1	1- 2				
1- 5	0- 0	0- 0	NEUTRAL	0- 1	0- 1	1- 3				
0- 16	0- 0	0- 0	CONFERENCE	0- 2	0- 2	0- 12				
0- 8	0- 0	0- 0	HOME	0- 1	0- 1	0- 6				
0- 8	0- 0	0- 0	AWAY	0- 1	0- 1	0- 6				
0- 0	0- 0	0- 0	NEUTRAL	0- 0	0- 0	0- 0				
RPI S Opponent Score	RPI S Opponent Score	RPI S Opponent Score	RPI S Opponent Score	RPI S Opponent Score	RPI S Opponent Score	RPI S Opponent Score				
				66 N Ball St. 0 3	107 H Samford 0 3	126 A Furman 0 3				
				73 A Ga. Southern 0 3	134 A South Fla. 0 3	148 N UNC Wilmington 0 3				
				73 H Ga. Southern 0 3	153 A Appalachian St. 0 3	153 H Appalachian St. 0 3				
					158 H DePaul 0 3	159 H Radford 0 3				
					166 A UNC Greensboro 0 3	166 H UNC Greensboro 1 3				
					172 N Loyola Chicago 0 3	196 A Davidson 0 3				
					207 A Western Caro. 0 3	207 H Western Caro. 0 3				
					208 N Austin Peay 0 3	214 A Elon 0 3				
					214 H Elon 2 3	233 A East Carolina 0 3				
					246 A Winthrop 1 3	246 H Winthrop 0 3				
					259 A Wofford 0 3	259 H Wofford 0 3				
					262 N Morgan St. 2 3	277 H Gardner-Webb 3 1				
					291 H Chattanooga 1 3	291 H Chattanooga 1 3				
					107 H Samford 0 3	308 H Charleston So. 1 3				
					153 A Appalachian St. 0 3	321 H South Carolina St. 3 0				
LAST 10 GAMES										
				207 H Western Caro. 0 3	126 A Furman 0 3	262 N Morgan St. 2 3				
				153 H Appalachian St. 0 3	259 A Wofford 0 3	277 H Gardner-Webb 3 1				
				246 H Winthrop 0 3	291 H Chattanooga 1 3	291 H Chattanooga 1 3				
				196 A Davidson 0 3	107 H Samford 0 3	308 H Charleston So. 1 3				
				73 H Ga. Southern 0 3	153 A Appalachian St. 0 3	321 H South Carolina St. 3 0				

Non-Div. I Games:

Citadel

RPI	S	Opponent	Score	
328	N	Bethune-Cookman	3	0
331	A	Savannah St.	3	0
331	H	Savannah St.	3	0

Citadel

C
i
t
a
d
e
l

C
i
t
a
d
e
l

Average RPI Win:		270	WON-LOST RECORD		WINNING PCT. RANK		LAST 10 GAMES		STRENGTH OF SCHEDULE		OPP. STRENGTH OF SCHEDULE		TEAM RPI		ADJ RPI		CONF. RPI		ADJ CONF. RPI	
Average RPI Loss:		191																		
DIV. I ONLY			5- 23		.17857 306		3- 7		263		251		305		.32444 306		22		24	
DIV. I NON-CONF.			1- 9		.1 302		1- 0		310		276		327		.29072 325		25		24	
TOTALS		RPI 1-25		RPI 26-50		W-L RECORDS		RPI 51-100		RPI 101-150		RPI 150+								
5- 23		0- 0		0- 0		OVERALL		0- 6		0- 0		5- 17								
4- 8		0- 0		0- 0		HOME		0- 3		0- 0		4- 5								
1- 11		0- 0		0- 0		AWAY		0- 3		0- 0		1- 8								
0- 4		0- 0		0- 0		NEUTRAL		0- 0		0- 0		0- 4								
1- 9		0- 0		0- 0		NON-CONFERENCE		0- 0		0- 0		1- 9								
1- 2		0- 0		0- 0		HOME		0- 0		0- 0		1- 2								
0- 3		0- 0		0- 0		AWAY		0- 0		0- 0		0- 3								
0- 4		0- 0		0- 0		NEUTRAL		0- 0		0- 0		0- 4								
4- 14		0- 0		0- 0		CONFERENCE		0- 6		0- 0		4- 8								
3- 6		0- 0		0- 0		HOME		0- 3		0- 0		3- 3								
1- 8		0- 0		0- 0		AWAY		0- 3		0- 0		1- 5								
0- 0		0- 0		0- 0		NEUTRAL		0- 0		0- 0		0- 0								
RPI	S	Opponent		Score	RPI	S	Opponent		Score	RPI	S	Opponent		Score	RPI	S	Opponent		Score	
	</																			

Non-Div. I Games:

USC Upstate

Average RPI Win: 244		WON-LOST	WINNING	LAST 10	STRENGTH OF	OPP. STRENGTH	TEAM	ADJ	CONF.	ADJ CONF.		
Average RPI Loss: 180		RECORD	PCT. RANK	GAMES	SCHEDULE	OF SCHEDULE	RPI	RPI	RPI	RPI		
DIV. I ONLY		1- 27	.03571	327	0- 10	168	240	310	.31984	307	22	24
DIV. I NON-CONF.		1- 9	.1	302	0- 0	135	218	286	.38786	283	25	24
<hr/>												
TOTALS		RPI 1-25	RPI 26-50		W-L RECORDS	RPI 51-100		RPI 101-150		RPI 150+		
1- 27	0- 0		0- 0		OVERALL	0- 7		0- 4		1- 16		
0- 9	0- 0		0- 0		HOME	0- 3		0- 0		0- 6		
0- 13	0- 0		0- 0		AWAY	0- 4		0- 2		0- 6		
1- 5	0- 0		0- 0		NEUTRAL	0- 0		0- 1		1- 4		
<hr/>												
1- 9	0- 0		0- 0		NON-CONFERENCE	0- 1		0- 4		1- 4		
0- 0	0- 0		0- 0		HOME	0- 0		0- 0		0- 0		
0- 4	0- 0		0- 0		AWAY	0- 1		0- 3		0- 0		
1- 5	0- 0		0- 0		NEUTRAL	0- 0		0- 1		1- 4		
<hr/>												
0- 18	0- 0		0- 0		CONFERENCE	0- 6		0- 0		0- 12		
0- 9	0- 0		0- 0		HOME	0- 3		0- 0		0- 6		
0- 9	0- 0		0- 0		AWAY	0- 3		0- 0		0- 6		
0- 0	0- 0		0- 0		NEUTRAL	0- 0		0- 0		0- 0		
<hr/>												
RPI S	Opponent	Score	RPI S	Opponent	Score	RPI S	Opponent	Score	RPI S	Opponent	Score	
						63 A	Auburn	0 3	107 A	Samford	0 3	
						70 A	Lipscomb	0 3	120 A	UAB	0 3	
						70 H	Lipscomb	0 3	141 N	Green Bay	0 3	
						77 A	East Tenn. St.	1 3	148 A	UNC Wilmington	0 3	
						77 H	East Tenn. St.	1 3	164 A	FGCU	0 3	
						96 A	Jacksonville	0 3	164 H	FGCU	2 3	
						96 H	Jacksonville	0 3	207 N	Western Caro.	0 3	
									211 A	Kennesaw St.	2 3	
									211 H	Kennesaw St.	2 3	
									217 N	Troy	2 3	
									235 A	Northern Ky.	1 3	
									235 H	Northern Ky.	2 3	
									241 N	UNC Asheville	1 3	
									244 N	Jacksonville St.	3 1	
									255 A	North Florida	1 3	
									255 H	North Florida	0 3	
									258 A	Stetson	1 3	
									258 H	Stetson	0 3	
									260 N	Georgia St.	1 3	
									306 A	USC Upstate	0 3	
									306 H	USC Upstate	1 3	
LAST 10 GAMES												
						211 A	Kennesaw St.	2 3	258 H	Stetson	0 3	
						255 A	North Florida	1 3	164 H	FGCU	2 3	
						96 A	Jacksonville	0 3	77 A	East Tenn. St.	1 3	
						70 H	Lipscomb	0 3	211 H	Kennesaw St.	2 3	
						235 H	Northern Ky.	2 3	306 A	USC Upstate	0 3	

Non-Div. I Games:

Mercer

Average RPI Win: 318		WON-LOST RECORD		WINNING PCT. RANK		LAST 10 GAMES		STRENGTH OF SCHEDULE		OPP. STRENGTH OF SCHEDULE		TEAM RPI		ADJ RPI		CONF. RPI		ADJ CONF. RPI	
Average RPI Loss: 198																			
DIV. I ONLY		6- 24		.2 298		1- 9		261		298		304		.3166 308		27		27	
DIV. I NON-CONF.		6- 10		.375 236		1- 0		248		314		269		.39867 270		27		27	
TOTALS		RPI 1-25		RPI 26-50		W-L RECORDS		RPI 51-100		RPI 101-150		RPI 150+							
6- 24		0- 0		0- 0		OVERALL		0- 3		0- 1		6- 20							
1- 8		0- 0		0- 0		HOME		0- 0		0- 0		1- 8							
2- 12		0- 0		0- 0		AWAY		0- 3		0- 0		2- 9							
3- 4		0- 0		0- 0		NEUTRAL		0- 0		0- 1		3- 3							
6- 10		0- 0		0- 0		NON-CONFERENCE		0- 3		0- 1		6- 6							
1- 1		0- 0		0- 0		HOME		0- 0		0- 0		1- 1							
2- 5		0- 0		0- 0		AWAY		0- 3		0- 0		2- 2							
3- 4		0- 0		0- 0		NEUTRAL		0- 0		0- 1		3- 3							
0- 14		0- 0		0- 0		CONFERENCE		0- 0		0- 0		0- 14							
0- 7		0- 0		0- 0		HOME		0- 0		0- 0		0- 7							
0- 7		0- 0		0- 0		AWAY		0- 0		0- 0		0- 7							
0- 0		0- 0		0- 0		NEUTRAL		0- 0		0- 0		0- 0							
RPI S	Opponent	Score		RPI S	Opponent	Score		RPI S	Opponent	Score		RPI S	Opponent	Score					
								68 A	Col. of Charleston	0	3	139 N	Bakersfield	0	3				
								73 A	Ga. Southern	0	3	158 A	DePaul	0	3				
								96 A	Jacksonville	0	3	159 A	Radford	0	3				
												187 A	Liberty	0	3				
												191 N	Central Mich.	0	3				
												193 N	Fla. Atlantic	0	3				
												194 A	Coastal Caro.	0	3				
												194 H	Coastal Caro.	0	3				
												196 A	Davidson	0	3				
												198 A	High Point	2	3				
												198 H	High Point	1	3				
												233 H	East Carolina	0	3				
												234 A	Campbell	0	3				
												234 H	Campbell	0	3				
												241 H	UNC Asheville	2	3				
												246 A	Winthrop	0	3				
												246 H	Winthrop	0	3				
												251 N	Charlotte	0	3				
												272 A	Presbyterian	0	3				
												272 H	Presbyterian	2	3				
												277 H	Gardner-Webb	1	3				
						LAST 10 GAMES						305 A	Citadel	3	1				
												309 N	Jackson St.	3	0				
												321 A	South Carolina St.	3	2				
												321 N	South Carolina St.	3	0				
												322 N	Mississippi Val.	3	1				
												331 H	Savannah St.	3	0				

Non-Div. I Games:

Charleston So.

Average RPI Win: 314		WON-LOST	WINNING	LAST 10	STRENGTH OF		OPP. STRENGTH	TEAM	ADJ	CONF.	ADJ CONF.
Average RPI Loss: 223		RECORD	PCT. RANK	GAMES	SCHEDULE		OF SCHEDULE	RPI	RPI	RPI	RPI
DIV. I ONLY		11- 21	.34375	255	5- 5		317	321	309	.31123	309
DIV. I NON-CONF.		1- 14	.06667	311	0- 1		220	206	312	.33118	311
TOTALS		RPI 1-25	RPI 26-50		W-L RECORDS		RPI 51-100		RPI 101-150		RPI 150+
11- 21	0- 0	0- 1		OVERALL		0- 2		0- 0		11- 18	
7- 6	0- 0	0- 0		HOME		0- 0		0- 0		7- 6	
3- 7	0- 0	0- 1		AWAY		0- 1		0- 0		3- 5	
1- 8	0- 0	0- 0		NEUTRAL		0- 1		0- 0		1- 7	
1- 14	0- 0	0- 1		NON-CONFERENCE		0- 2		0- 0		1- 11	
0- 2	0- 0	0- 0		HOME		0- 0		0- 0		0- 2	
0- 5	0- 0	0- 1		AWAY		0- 1		0- 0		0- 3	
1- 7	0- 0	0- 0		NEUTRAL		0- 1		0- 0		1- 6	
10- 7	0- 0	0- 0		CONFERENCE		0- 0		0- 0		10- 7	
7- 4	0- 0	0- 0		HOME		0- 0		0- 0		7- 4	
3- 2	0- 0	0- 0		AWAY		0- 0		0- 0		3- 2	
0- 1	0- 0	0- 0		NEUTRAL		0- 0		0- 0		0- 1	
RPI S	Opponent	Score	RPI S	Opponent	Score	RPI S	Opponent	Score	RPI S	Opponent	Score
			45 A	Central Ark.	1 3	65 N	Washington St.	0 3	163 A	Sam Houston St.	0 3
						73 A	Ga. Southern	0 3	180 A	Southern Miss.	0 3
									185 N	Stephen F. Austin	0 3
									189 H	South Ala.	0 3
									191 N	Central Mich.	0 3
									206 H	La.-Lafayette	0 3
									217 N	Troy	0 3
									249 N	Lamar	0 3
									265 A	Southeastern La.	0 3
									274 N	Tex.-Pan American	0 3
									278 A	Alabama St.	1 3
									278 H	Alabama St.	3 2
									278 H	Alabama St.	2 3
									278 H	Alabama St.	1 3
									285 A	Alabama A&M	2 3
									285 H	Alabama A&M	3 2
									287 N	La.-Monroe	3 2
									308 N	Charleston So.	0 3
									317 H	Southern U.	3 0
									317 H	Southern U.	3 0
									319 H	Ark.-Pine Bluff	1 3
									319 H	Ark.-Pine Bluff	3 2
									319 N	Ark.-Pine Bluff	0 3
									322 A	Mississippi Val.	3 1
									322 H	Mississippi Val.	2 3
									330 A	Grambling	3 0
									330 H	Grambling	3 0
LAST 10 GAMES			278 H	Alabama St.	1 3	332 A	Alcorn	3 0	319 N	Ark.-Pine Bluff	0 3
			278 H	Alabama St.	3 2	322 H	Mississippi Val.	2 3	322 A	Mississippi Val.	3 1
			319 H	Ark.-Pine Bluff	3 2	265 A	Southeastern La.	0 3	322 H	Mississippi Val.	2 3
			319 H	Ark.-Pine Bluff	1 3	278 H	Alabama St.	2 3	330 A	Grambling	3 0
			317 H	Southern U.	3 0	285 H	Alabama A&M	3 2	330 H	Grambling	3 0

Non-Div. I Games:

Jackson St.

RPI	S	Opponent	Score	
332	A	Alcorn	3	0
332	H	Alcorn	3	1

Jackson St.

J
a
c
k
s
o
n
s
t
.

J
a
c
k
s
o
n
s
t
.

Average RPI Win: 324		WON-LOST RECORD		WINNING PCT. RANK		LAST 10 GAMES		STRENGTH OF SCHEDULE		OPP. STRENGTH OF SCHEDULE		TEAM RPI		ADJ RPI		CONF. RPI		ADJ CONF. RPI	
DIV. I ONLY		9- 27		.25 285		3- 7		298		316		311		.30962 310		33		33	
DIV. I NON-CONF.		0- 18		0 318		0- 2		162		190		310		.34497 308		33		32	
TOTALS		RPI 1-25		RPI 26-50		W-L RECORDS		RPI 51-100		RPI 101-150		RPI 150+							
9- 27		0- 0		0- 1		OVERALL		0- 4		0- 5		9- 17							
3- 6		0- 0		0- 0		HOME		0- 1		0- 0		3- 5							
2- 9		0- 0		0- 0		AWAY		0- 1		0- 2		2- 6							
4- 12		0- 0		0- 1		NEUTRAL		0- 2		0- 3		4- 6							
0- 18		0- 0		0- 1		NON-CONFERENCE		0- 4		0- 5		0- 8							
0- 4		0- 0		0- 0		HOME		0- 1		0- 0		0- 3							
0- 5		0- 0		0- 0		AWAY		0- 1		0- 2		0- 2							
0- 9		0- 0		0- 1		NEUTRAL		0- 2		0- 3		0- 3							
9- 9		0- 0		0- 0		CONFERENCE		0- 0		0- 0		9- 9							
3- 2		0- 0		0- 0		HOME		0- 0		0- 0		3- 2							
2- 4		0- 0		0- 0		AWAY		0- 0		0- 0		2- 4							
4- 3		0- 0		0- 0		NEUTRAL		0- 0		0- 0		4- 3							
RPI	S	Opponent	Score	RPI	S	Opponent	Score	RPI	S	Opponent	Score	RPI	S	Opponent	Score				
				26	N	Utah	0 3	83	H	TCU	0 3	104	N	Texas St.	0 3				
								85	A	Long Beach St.	0 3	124	A	North Texas	0 3				
								95	N	Oral Roberts	0 3	127	A	A&M-Corpus Christi	0 3				
								97	N	Northwestern St.	0 3	136	N	Oregon St.	0 3				
												139	N	Bakersfield	0 3				
												180	N	Southern Miss.	0 3				
												197	H	Houston	1 3				
												202	A	Houston Baptist	0 3				
												202	H	Houston Baptist	0 3				
												256	A	Texas Southern	0 3				
												256	A	Texas Southern	0 3				
												256	H	Texas Southern	0 3				
												256	N	Texas Southern	0 3				
												268	A	McNeese St.	1 3				
												268	H	McNeese St.	0 3				
												274	N	Tex.-Pan American	0 3				
												278	H	Alabama St.	1 3				
												278	N	Alabama St.	2 3				
												285	N	Alabama A&M	1 3				
												287	N	La.-Monroe	0 3				
												317	A	Southern U.	3 0				
												317	A	Southern U.	2 3				
												317	H	Southern U.	3 1				
												317	N	Southern U.	3 0				
												319	A	Ark.-Pine Bluff	1 3				
												319	H	Ark.-Pine Bluff	3 1				
												322	N	Mississippi Val.	3 0				
LAST 10 GAMES																			
				285	N	Alabama A&M	1 3	319	H	Ark.-Pine Bluff	3 1	317	H	Southern U.	3 1				
				322	N	Mississippi Val.	3 0	127	A	A&M-Corpus Christi	0 3	317	N	Southern U.	3 0				
				256	N	Texas Southern	0 3	278	H	Alabama St.	1 3	319	A	Ark.-Pine Bluff	1 3				
				256	A	Texas Southern	0 3	317	H	Southern U.	3 1	319	H	Ark.-Pine Bluff	3 1				
				83	H	TCU	0 3	256	H	Texas Southern	0 3	322	N	Mississippi Val.	3 0				

Non-Div. I Games: Huston-Tillotson 3 0 Huston-Tillotson 3 0

Prairie View

RPI	S	Opponent	Score	
330	A	Grambling	3	0
330	H	Grambling	3	0
330	N	Grambling	3	0
332	N	Alcorn	3	0

Prairie View

P
r
a
i
r
i
e
V
i
e
w

P
r
a
i
r
i
e
V
i
e
w

Average RPI Win:	298	WON-LOST RECORD	WINNING PCT. RANK	LAST 10 GAMES	STRENGTH OF SCHEDULE	OPP. STRENGTH OF SCHEDULE	TEAM RPI	ADJ RPI	CONF. RPI	ADJ CONF. RPI											
Average RPI Loss:	246																				
DIV. I ONLY	12- 20	.375	247	1- 9	321	320	307	.30373	311	29	29										
DIV. I NON-CONF.	8- 10	.44444	201	0- 1	312	331	291	.35776	299	28	28										
<hr/>																					
TOTALS	RPI 1-25	RPI 26-50		W-L RECORDS	RPI 51-100		RPI 101-150		RPI 150+												
12- 20	0- 0	0- 0		OVERALL	0- 0		0- 0		12- 20												
7- 6	0- 0	0- 0		HOME	0- 0		0- 0		7- 6												
2- 10	0- 0	0- 0		AWAY	0- 0		0- 0		2- 10												
3- 4	0- 0	0- 0		NEUTRAL	0- 0		0- 0		3- 4												
<hr/>																					
8- 10	0- 0	0- 0		NON-CONFERENCE	0- 0		0- 0		8- 10												
4- 2	0- 0	0- 0		HOME	0- 0		0- 0		4- 2												
1- 4	0- 0	0- 0		AWAY	0- 0		0- 0		1- 4												
3- 4	0- 0	0- 0		NEUTRAL	0- 0		0- 0		3- 4												
<hr/>																					
4- 10	0- 0	0- 0		CONFERENCE	0- 0		0- 0		4- 10												
3- 4	0- 0	0- 0		HOME	0- 0		0- 0		3- 4												
1- 6	0- 0	0- 0		AWAY	0- 0		0- 0		1- 6												
0- 0	0- 0	0- 0		NEUTRAL	0- 0		0- 0		0- 0												
<hr/>																					
RPI S	Opponent	Score	RPI S	Opponent	Score	RPI S	Opponent	Score	RPI S	Opponent	Score										
									158 A	DePaul	0	3									
									186 A	Rhode Island	0	3									
									201 N	Central Conn. St.	1	3									
									205 A	New Hampshire	0	3									
									205 H	New Hampshire	0	3									
									221 H	Brown	3	0									
									229 A	UMBC	1	3									
									229 H	UMBC	0	3									
									236 N	Manhattan	0	3									
									237 A	Albany (NY)	0	3									
									237 H	Albany (NY)	3	0									
									239 A	Dartmouth	1	3									
									245 H	Howard	3	1									
									258 A	Stetson	1	3									
									262 H	Morgan St.	1	3									
									266 A	Stony Brook	1	3									
									266 H	Stony Brook	1	3									
									268 N	McNeese St.	1	3									
									269 N	Grand Canyon	0	3									
									290 A	Hartford	1	3									
									290 H	Hartford	3	0									
									294 A	Binghamton	0	3									
									294 H	Binghamton	1	3									
																		312 H	Bryant	3	1
																		316 N	Chicago St.	3	1
																		318 A	Quinnipiac	3	0
320 H	St. Francis Brooklyn	0	3																		
LAST 10 GAMES																					
266 H	Stony Brook	1	3	329 H	UMass Lowell	3	0	294 H	Binghamton	1	3										
229 H	UMBC	0	3	290 A	Hartford	1	3	312 H	Bryant	3	1										
294 A	Binghamton	0	3	186 A	Rhode Island	0	3	316 N	Chicago St.	3	1										
237 A	Albany (NY)	0	3	229 A	UMBC	1	3	318 A	Quinnipiac	3	0										
205 H	New Hampshire	0	3	266 A	Stony Brook	1	3	320 H	St. Francis Brooklyn	0	3										

Non-Div. I Games:

Providence

RPI	S	Opponent	Score	
325	H	Saint Peter's	3	0
328	N	Bethune-Cookman	3	0
329	A	UMass Lowell	3	1
329	H	UMass Lowell	3	0
331	N	Savannah St.	3	0

Providence

P
r
o
v
i
d
e
n
c
e

P
r
o
v
i
d
e
n
c
e

Average RPI Win: 295		WON-LOST RECORD	WINNING PCT. RANK	LAST 10 GAMES	STRENGTH OF SCHEDULE	OPP. STRENGTH OF SCHEDULE	TEAM RPI	ADJ RPI	CONF. RPI	ADJ CONF. RPI													
Average RPI Loss: 214																							
DIV. I ONLY		8- 25	.24242	290	1- 9	302	292	312	.3028	312	30	30											
DIV. I NON-CONF.		5- 14	.26316	278	1- 0	268	246	294	.35933	297	30	30											
<hr/>																							
TOTALS		RPI 1-25		RPI 26-50		W-L RECORDS		RPI 51-100		RPI 101-150		RPI 150+											
8- 25		0- 1		0- 1		OVERALL		0- 2		0- 2		8- 19											
6- 8		0- 0		0- 0		HOME		0- 1		0- 1		6- 6											
2- 11		0- 1		0- 0		AWAY		0- 1		0- 0		2- 9											
0- 6		0- 0		0- 1		NEUTRAL		0- 0		0- 1		0- 4											
5- 14		0- 1		0- 1		NON-CONFERENCE		0- 0		0- 2		5- 10											
4- 3		0- 0		0- 0		HOME		0- 0		0- 1		4- 2											
1- 5		0- 1		0- 0		AWAY		0- 0		0- 0		1- 4											
0- 6		0- 0		0- 1		NEUTRAL		0- 0		0- 1		0- 4											
3- 11		0- 0		0- 0		CONFERENCE		0- 2		0- 0		3- 9											
2- 5		0- 0		0- 0		HOME		0- 1		0- 0		2- 4											
1- 6		0- 0		0- 0		AWAY		0- 1		0- 0		1- 5											
0- 0		0- 0		0- 0		NEUTRAL		0- 0		0- 0		0- 0											
RPI	S	Opponent		Score		RPI	S	Opponent		Score		RPI	S	Opponent		Score							
25	A	Oregon		0 3		35	N	Ohio		0 3		87	A	LIU Brooklyn		0 3							
												87	H	LIU Brooklyn		0 3							
												128	H	St. John's (NY)		0 3							
												132	N	Eastern Mich.		0 3							
												156	N	Fairfield		0 3							
												190	N	Hampton		1 3							
												201	A	Central Conn. St.		1 3							
												201	H	Central Conn. St.		0 3							
												205	A	New Hampshire		0 3							
												221	A	Brown		0 3							
												225	A	Boston College		0 3							
												232	N	Eastern Wash.		0 3							
												239	H	Dartmouth		3 0							
												247	H	Princeton		3 1							
												261	A	Sacred Heart		0 3							
												261	H	Sacred Heart		1 3							
												266	H	Stony Brook		0 3							
												282	H	Holy Cross		3 2							
												282	N	Holy Cross		2 3							
												290	H	Hartford		0 3							
												299	A	Robert Morris		0 3							
												299	H	Robert Morris		0 3							
												302	A	Saint Francis (PA)		2 3							
												302	H	Saint Francis (PA)		3 2							
												311	A	Providence		1 3							
												318	A	Quinnipiac		3 0							
												320	A	St. Francis Brooklyn		3 0							
												320	H	St. Francis Brooklyn		1 3							
												324	A	Fairleigh Dickinson		2 3							
<hr/>																							
LAST 10 GAMES																							
87 H LIU Brooklyn						0 3						299 A Robert Morris						0 3					
320 H St. Francis Brooklyn						1 3						302 A Saint Francis (PA)						2 3					
261 A Sacred Heart						0 3						318 A Quinnipiac						3 0					
324 A Fairleigh Dickinson						2 3						201 H Central Conn. St.						0 3					
201 A Central Conn. St.						1 3						299 H Robert Morris						0 3					

Non-Div. I Games:

Bryant

RPI	S	Opponent	Score
324	H	Fairleigh Dickinson	3 1
329	H	UMass Lowell	3 0

Average RPI Win: 327		WON-LOST RECORD	WINNING PCT. RANK		LAST 10 GAMES		STRENGTH OF SCHEDULE		OPP. STRENGTH OF SCHEDULE		TEAM RPI	ADJ RPI	CONF. RPI	ADJ CONF. RPI	
Average RPI Loss: 218															
DIV. I ONLY		3- 21	.125	318	1- 9		249		308		314	.29732	313	31	32
DIV. I NON-CONF.		0- 10	0	318	0- 0		100		273		300	.3574	300	31	31
TOTALS		RPI 1-25		RPI 26-50		W-L RECORDS		RPI 51-100		RPI 101-150		RPI 150+			
3- 21		0- 0		0- 2		OVERALL		0- 0		0- 2		3- 17			
1- 5		0- 0		0- 0		HOME		0- 0		0- 0		1- 5			
1- 9		0- 0		0- 0		AWAY		0- 0		0- 1		1- 8			
1- 7		0- 0		0- 2		NEUTRAL		0- 0		0- 1		1- 4			
0- 10		0- 0		0- 2		NON-CONFERENCE		0- 0		0- 2		0- 6			
0- 0		0- 0		0- 0		HOME		0- 0		0- 0		0- 0			
0- 3		0- 0		0- 0		AWAY		0- 0		0- 1		0- 2			
0- 7		0- 0		0- 2		NEUTRAL		0- 0		0- 1		0- 4			
3- 11		0- 0		0- 0		CONFERENCE		0- 0		0- 0		3- 11			
1- 5		0- 0		0- 0		HOME		0- 0		0- 0		1- 5			
1- 6		0- 0		0- 0		AWAY		0- 0		0- 0		1- 6			
1- 0		0- 0		0- 0		NEUTRAL		0- 0		0- 0		1- 0			
RPI	S	Opponent	Score	RPI	S	Opponent	Score	RPI	S	Opponent	Score	RPI	S	Opponent	Score
				44	N	American	0 3			102	N	Valparaiso	0	3	
				49	N	Ohio St.	0 3			135	A	Buffalo	0	3	
										190	A	Hampton	0	3	
										190	H	Hampton	0	3	
										220	A	Bradley	0	3	
										236	N	Manhattan	1	3	
										242	N	Western Ill.	1	3	
										245	A	Howard	0	3	
										245	H	Howard	1	3	
										250	A	Coppin St.	0	3	
										250	H	Coppin St.	0	3	
										251	N	Charlotte	0	3	
										261	A	Sacred Heart	1	3	
										262	A	Morgan St.	1	3	
										262	H	Morgan St.	1	3	
										281	A	Norfolk St.	0	3	
										281	A	Norfolk St.	2	3	
										281	H	Norfolk St.	1	3	
										292	N	UT Martin	0	3	
										327	A	Delaware St.	3	2	
										327	H	Delaware St.	3	1	
										328	N	Bethune-Cookman	3	0	
				LAST 10 GAMES											
				190	H	Hampton	0 3	327	A	Delaware St.	3 2				
				281	H	Norfolk St.	1 3	281	A	Norfolk St.	2 3				
				250	H	Coppin St.	0 3	190	A	Hampton	0 3				
				262	H	Morgan St.	1 3	262	A	Morgan St.	1 3				
				245	A	Howard	0 3	250	A	Coppin St.	0 3				

Non-Div. I Games:

UMES

[illegible]

Non-Div. I Games:

N.C. A&T

RPI	S	Opponent	Score	
326	H	N.C. Central	3	0
328	A	Bethune-Cookman	0	3
328	H	Bethune-Cookman	3	1
331	A	Savannah St.	3	0
331	H	Savannah St.	3	0

N.C. A&T

N
.
C
.
A
&
T

N
.
C
.
A
&
T

Average RPI Win: 297		WON-LOST	WINNING	LAST 10	STRENGTH OF		OPP. STRENGTH	TEAM	ADJ		CONF.	ADJ CONF.
Average RPI Loss: 217		RECORD	PCT. RANK	GAMES	SCHEDULE		OF SCHEDULE	RPI	RPI		RPI	RPI
DIV. I ONLY		4- 25	.13793	314	295		295	318	.28422		315	28
DIV. I NON-CONF.		1- 10	.09091	305	299		248	322	.31323		318	29
TOTALS		RPI 1-25	RPI 26-50		W-L RECORDS		RPI 51-100		RPI 101-150		RPI 150+	
4- 25		0- 0	0- 0		OVERALL		0- 1		0- 4		4- 20	
1- 8		0- 0	0- 0		HOME		0- 0		0- 0		1- 8	
3- 12		0- 0	0- 0		AWAY		0- 0		0- 4		3- 8	
0- 5		0- 0	0- 0		NEUTRAL		0- 1		0- 0		0- 4	
1- 10		0- 0	0- 0		NON-CONFERENCE		0- 1		0- 4		1- 5	
0- 0		0- 0	0- 0		HOME		0- 0		0- 0		0- 0	
1- 5		0- 0	0- 0		AWAY		0- 0		0- 4		1- 1	
0- 5		0- 0	0- 0		NEUTRAL		0- 1		0- 0		0- 4	
3- 15		0- 0	0- 0		CONFERENCE		0- 0		0- 0		3- 15	
1- 8		0- 0	0- 0		HOME		0- 0		0- 0		1- 8	
2- 7		0- 0	0- 0		AWAY		0- 0		0- 0		2- 7	
0- 0		0- 0	0- 0		NEUTRAL		0- 0		0- 0		0- 0	
RPI S	Opponent	Score	RPI S	Opponent	Score	RPI S	Opponent	Score	RPI S	Opponent	Score	
						79 N	Milwaukee	0 3	135 A	Buffalo	0 3	
									135 A	Buffalo	0 3	
									138 A	Mississippi St.	0 3	
									138 A	Mississippi St.	0 3	
									156 A	Fairfield	1 3	
									156 H	Fairfield	0 3	
									175 A	Marist	0 3	
									175 H	Marist	0 3	
									182 N	Temple	2 3	
									210 A	Siena	0 3	
									210 H	Siena	0 3	
									223 A	Iona	3 2	
									223 H	Iona	0 3	
									236 A	Manhattan	0 3	
									236 H	Manhattan	2 3	
									252 A	Akron	0 3	
									259 N	Wofford	0 3	
									259 N	Wofford	0 3	
									280 A	Canisius	0 3	
									280 H	Canisius	1 3	
									283 A	Rider	0 3	
									283 H	Rider	2 3	
									300 N	Tennessee Tech	0 3	
									318 A	Quinnipiac	3 0	
									318 H	Quinnipiac	3 1	
									325 A	Saint Peter's	2 3	
									325 H	Saint Peter's	2 3	
LAST 10 GAMES												
			318 H	Quinnipiac	3 1		223 A	Iona	3 2			
			156 H	Fairfield	0 3		283 H	Rider	2 3			
			210 A	Siena	0 3		325 H	Saint Peter's	2 3			
			175 A	Marist	0 3		280 H	Canisius	1 3			
			236 A	Manhattan	0 3		156 A	Fairfield	1 3			

Non-Div. I Games:

Niagara

RPI	S	Opponent	Score	
327	A	Delaware St.	3	1

Niagara

N
i
a
g
a
r
a

N
i
a
g
a
r
a

Average RPI Win: 326		WON-LOST RECORD		WINNING PCT. RANK		LAST 10 GAMES		STRENGTH OF SCHEDULE		OPP. STRENGTH OF SCHEDULE		TEAM RPI		ADJ RPI		CONF. RPI		ADJ CONF. RPI	
DIV. I ONLY		2- 29		.06452 326		0- 10		279		285		321		.28214 316		26		23	
DIV. I NON-CONF.		2- 13		.13333 298		0- 1		306		308		324		.29612 320		23		23	
TOTALS		RPI 1-25		RPI 26-50		W-L RECORDS		RPI 51-100		RPI 101-150		RPI 150+							
2- 29		0- 0		0- 0		OVERALL		0- 2		0- 9		2- 18							
0- 13		0- 0		0- 0		HOME		0- 1		0- 5		0- 7							
0- 13		0- 0		0- 0		AWAY		0- 1		0- 3		0- 9							
2- 3		0- 0		0- 0		NEUTRAL		0- 0		0- 1		2- 2							
2- 13		0- 0		0- 0		NON-CONFERENCE		0- 0		0- 3		2- 10							
0- 5		0- 0		0- 0		HOME		0- 0		0- 2		0- 3							
0- 5		0- 0		0- 0		AWAY		0- 0		0- 0		0- 5							
2- 3		0- 0		0- 0		NEUTRAL		0- 0		0- 1		2- 2							
0- 16		0- 0		0- 0		CONFERENCE		0- 2		0- 6		0- 8							
0- 8		0- 0		0- 0		HOME		0- 1		0- 3		0- 4							
0- 8		0- 0		0- 0		AWAY		0- 1		0- 3		0- 4							
0- 0		0- 0		0- 0		NEUTRAL		0- 0		0- 0		0- 0							
RPI S	Opponent	Score		RPI S	Opponent	Score		RPI S	Opponent	Score		RPI S	Opponent	Score					
								94 A	New Mexico St.	0	3	102 H	Valparaiso	0	3				
								94 H	New Mexico St.	0	3	125 N	Marshall	1	3				
												139 A	Bakersfield	1	3				
												139 H	Bakersfield	0	3				
												140 H	Denver	0	3				
												142 A	Idaho	0	3				
												142 H	Idaho	1	3				
												144 A	UMKC	0	3				
												144 H	UMKC	0	3				
												152 A	Utah Valley	0	3				
												152 H	Utah Valley	1	3				
												158 A	DePaul	0	3				
												170 A	Syracuse	0	3				
												215 A	Seattle	1	3				
												215 H	Seattle	1	3				
												240 A	Indiana St.	1	3				
												240 H	Indiana St.	0	3				
												242 A	Western Ill.	0	3				
												242 H	Western Ill.	0	3				
												264 A	Ill.-Chicago	1	3				
												268 N	McNeese St.	0	3				
												269 A	Grand Canyon	0	3				
												269 H	Grand Canyon	2	3				
												274 A	Tex.-Pan American	1	3				
												274 H	Tex.-Pan American	2	3				
												296 H	Wright St.	0	3				
												311 N	Providence	1	3				
				LAST 10 GAMES															
				215 H	Seattle	1	3	139 H	Bakersfield	0	3	269 H	Grand Canyon	2	3				
				142 H	Idaho	1	3	269 A	Grand Canyon	0	3	274 A	Tex.-Pan American	1	3				
				94 A	New Mexico St.	0	3	102 H	Valparaiso	0	3	274 H	Tex.-Pan American	2	3				
				274 A	Tex.-Pan American	1	3	144 A	UMKC	0	3	296 H	Wright St.	0	3				
				152 H	Utah Valley	1	3	142 A	Idaho	0	3	311 N	Providence	1	3				

Non-Div. I Games:

Chicago St.

RPI	S	Opponent	Score	
325	N	Saint Peter's	3	0
327	N	Delaware St.	3	0

Chicago St.

C
h
i
c
a
g
o
s
t
.

C
h
i
c
a
g
o
s
t
.

Average RPI Win: 310		WON-LOST RECORD		WINNING PCT. RANK		LAST 10 GAMES		STRENGTH OF SCHEDULE		OPP. STRENGTH OF SCHEDULE		TEAM RPI		ADJ RPI		CONF. RPI		ADJ CONF. RPI	
Average RPI Loss: 261																			
DIV. I ONLY		8- 19		.2963		274		4- 6		328		331		320		.27699		317	
DIV. I NON-CONF.		0- 8		0		318		0- 0		229		286		320		.31621		314	
TOTALS		RPI 1-25		RPI 26-50		W-L RECORDS		RPI 51-100		RPI 101-150		RPI 150+							
8- 19		0- 0		0- 0		OVERALL		0- 2		0- 0		8- 17							
6- 4		0- 0		0- 0		HOME		0- 0		0- 0		6- 4							
1- 8		0- 0		0- 0		AWAY		0- 0		0- 0		1- 8							
1- 7		0- 0		0- 0		NEUTRAL		0- 2		0- 0		1- 5							
0- 8		0- 0		0- 0		NON-CONFERENCE		0- 2		0- 0		0- 6							
0- 1		0- 0		0- 0		HOME		0- 0		0- 0		0- 1							
0- 2		0- 0		0- 0		AWAY		0- 0		0- 0		0- 2							
0- 5		0- 0		0- 0		NEUTRAL		0- 2		0- 0		0- 3							
8- 11		0- 0		0- 0		CONFERENCE		0- 0		0- 0		8- 11							
6- 3		0- 0		0- 0		HOME		0- 0		0- 0		6- 3							
1- 6		0- 0		0- 0		AWAY		0- 0		0- 0		1- 6							
1- 2		0- 0		0- 0		NEUTRAL		0- 0		0- 0		1- 2							
RPI	S	Opponent	Score	RPI	S	Opponent	Score	RPI	S	Opponent	Score	RPI	S	Opponent	Score				
								95	N	Oral Roberts	0 3	151	A	UTEP	0 3				
								95	N	Oral Roberts	0 3	256	A	Texas Southern	1 3				
												256	A	Texas Southern	2 3				
												256	H	Texas Southern	3 2				
												256	N	Texas Southern	3 2				
												258	N	Stetson	0 3				
												265	A	Southeastern La.	1 3				
												268	H	McNeese St.	0 3				
												278	H	Alabama St.	0 3				
												278	N	Alabama St.	2 3				
												279	N	Louisiana Tech	0 3				
												293	N	Neb. Omaha	0 3				
												309	A	Jackson St.	0 3				
												309	A	Jackson St.	0 3				
												310	A	Prairie View	1 3				
												310	H	Prairie View	3 2				
												310	H	Prairie View	0 3				
												310	N	Prairie View	0 3				
												319	A	Ark.-Pine Bluff	2 3				
												319	H	Ark.-Pine Bluff	2 3				
												330	A	Grambling	3 1				
												330	H	Grambling	3 0				
												330	H	Grambling	3 0				
												332	H	Alcorn	3 1				
												332	H	Alcorn	3 0				
LAST 10 GAMES																			
						278	N	Alabama St.	2 3			256	H	Texas Southern	3 2				
						309	A	Jackson St.	0 3			256	A	Texas Southern	2 3				
						330	A	Grambling	3 1			310	A	Prairie View	1 3				
						332	H	Alcorn	3 1			330	H	Grambling	3 0				
						319	A	Ark.-Pine Bluff	2 3			319	H	Ark.-Pine Bluff	2 3				

Non-Div. I Games:

Southern U.

Quinnipiac

Through Games Of Through Matches of Nov. 24, 2013

Average RPI Win:	303	WON-LOST RECORD	WINNING PCT. RANK	LAST 10 GAMES	STRENGTH OF SCHEDULE	OPP. STRENGTH OF SCHEDULE	TEAM RPI	ADJ RPI	CONF. RPI	ADJ CONF. RPI	
DIV. I ONLY		5- 26	.16129 312	1- 9	293	311	316	.27673 318	28	28	
DIV. I NON-CONF.		2- 11	.15385 293	0- 1	288	311	317	.31476 316	29	29	
<hr/>											
TOTALS	RPI 1-25	RPI 26-50		W-L RECORDS		RPI 51-100		RPI 101-150		RPI 150+	
5- 26	0- 0	0- 0		OVERALL		0- 1		0- 2		5- 23	
2- 10	0- 0	0- 0		HOME		0- 0		0- 0		2- 10	
1- 13	0- 0	0- 0		AWAY		0- 0		0- 2		1- 11	
2- 3	0- 0	0- 0		NEUTRAL		0- 1		0- 0		2- 2	
<hr/>											
2- 11	0- 0	0- 0		NON-CONFERENCE		0- 1		0- 2		2- 8	
0- 3	0- 0	0- 0		HOME		0- 0		0- 0		0- 3	
0- 5	0- 0	0- 0		AWAY		0- 0		0- 2		0- 3	
2- 3	0- 0	0- 0		NEUTRAL		0- 1		0- 0		2- 2	
<hr/>											
3- 15	0- 0	0- 0		CONFERENCE		0- 0		0- 0		3- 15	
2- 7	0- 0	0- 0		HOME		0- 0		0- 0		2- 7	
1- 8	0- 0	0- 0		AWAY		0- 0		0- 0		1- 8	
0- 0	0- 0	0- 0		NEUTRAL		0- 0		0- 0		0- 0	
<hr/>											
RPI S	Opponent	Score	RPI S	Opponent	Score	RPI S	Opponent	Score	RPI S	Opponent	Score
						92 N	SMU	0 3	104 A	Texas St.	0 3
									145 A	Lehigh	0 3
									156 A	Fairfield	0 3
									156 H	Fairfield	1 3
									175 A	Marist	0 3
									175 H	Marist	0 3
									197 N	Houston	0 3
									210 A	Siena	1 3
									210 H	Siena	1 3
									223 A	Iona	0 3
									223 H	Iona	0 3
									236 A	Manhattan	2 3
									236 H	Manhattan	1 3
									249 N	Lamar	1 3
									262 N	Morgan St.	3 1
									273 A	Lafayette	0 3
									280 A	Canisius	1 3
									280 H	Canisius	0 3
									282 A	Holy Cross	0 3
									283 A	Rider	0 3
									283 H	Rider	3 1
									290 H	Hartford	1 3
									311 H	Providence	0 3
									312 H	Bryant	0 3
									315 A	Niagara	1 3
									315 H	Niagara	0 3
									320 A	St. Francis Brooklyn	2 3
			LAST 10 GAMES								
			315 A	Niagara	1 3	283 A	Rider	0 3	311 H	Providence	0 3
			280 A	Canisius	1 3	175 H	Marist	0 3	312 H	Bryant	0 3
			236 H	Manhattan	1 3	156 A	Fairfield	0 3	315 A	Niagara	1 3
			223 H	Iona	0 3	312 H	Bryant	0 3	315 H	Niagara	0 3
			325 A	Saint Peter's	3 2	175 A	Marist	0 3	320 A	St. Francis Brooklyn	2 3

Non-Div. I Games:

Quinnipiac

RPI	S	Opponent	Score	
320	N	St. Francis Brooklyn	3	1
325	A	Saint Peter's	3	2
325	H	Saint Peter's	3	1

Quinnipiac

Q
u
i
n
n
i
p
i
a
c

Q
u
i
n
n
i
p
i
a
c

Average RPI Win: 320		WON-LOST	WINNING	LAST 10	STRENGTH OF		OPP. STRENGTH	TEAM	ADJ	CONF.	ADJ CONF.
Average RPI Loss: 240		RECORD	PCT. RANK	GAMES	SCHEDULE		OF SCHEDULE	RPI	RPI	RPI	RPI
DIV. I ONLY		10- 21	.32258	260	327		325	315	.27613	319	33
DIV. I NON-CONF.		1- 13	.07143	310	300		240	326	.27965	327	32
TOTALS		RPI 1-25	RPI 26-50		W-L RECORDS		RPI 51-100		RPI 101-150		RPI 150+
10- 21	0- 0	0- 1		OVERALL		0- 0		0- 2		10- 18	
5- 1	0- 0	0- 0		HOME		0- 0		0- 0		5- 1	
3- 10	0- 0	0- 1		AWAY		0- 0		0- 1		3- 8	
2- 10	0- 0	0- 0		NEUTRAL		0- 0		0- 1		2- 9	
1- 13	0- 0	0- 1		NON-CONFERENCE		0- 0		0- 2		1- 10	
0- 0	0- 0	0- 0		HOME		0- 0		0- 0		0- 0	
0- 5	0- 0	0- 1		AWAY		0- 0		0- 1		0- 3	
1- 8	0- 0	0- 0		NEUTRAL		0- 0		0- 1		1- 7	
9- 8	0- 0	0- 0		CONFERENCE		0- 0		0- 0		9- 8	
5- 1	0- 0	0- 0		HOME		0- 0		0- 0		5- 1	
3- 5	0- 0	0- 0		AWAY		0- 0		0- 0		3- 5	
1- 2	0- 0	0- 0		NEUTRAL		0- 0		0- 0		1- 2	
RPI S	Opponent	Score	RPI S	Opponent	Score	RPI S	Opponent	Score	RPI S	Opponent	Score
			45 A	Central Ark.	0 3				102 N	Valparaiso	0 3
									111 A	UCF	0 3
									158 N	DePaul	0 3
									181 A	Arkansas St.	0 3
									244 N	Jacksonville St.	0 3
									253 A	SIU Edwardsville	0 3
									255 N	North Florida	0 3
									256 A	Texas Southern	0 3
									256 H	Texas Southern	1 3
									260 N	Georgia St.	0 3
									274 N	Tex.-Pan American	0 3
									278 A	Alabama St.	0 3
									278 N	Alabama St.	1 3
									278 N	Alabama St.	0 3
									279 A	Louisiana Tech	0 3
									287 N	La.-Monroe	0 3
									297 N	New Orleans	0 3
									309 A	Jackson St.	3 1
									309 A	Jackson St.	2 3
									309 N	Jackson St.	3 0
									310 A	Prairie View	1 3
									310 H	Prairie View	3 1
									317 A	Southern U.	3 2
									317 H	Southern U.	3 2
									322 A	Mississippi Val.	3 2
									322 H	Mississippi Val.	3 0
									330 A	Grambling	0 3
Non-Div. I Games:			Henderson St.	3 1	Henderson St.	2 3	Ark.-Monticello	3 0	Ark.-Monticello	0 3	Ark.-Pine Bluff
			Philander Smith	3 0							

RPI	S	Opponent	Score	
330	H	Grambling	3	1
331	N	Savannah St.	3	0
332	H	Alcorn	3	0

Ark.-Pine Bluff

A
r
k
.
-
P
i
n
e
B
l
u
f
f

A
r
k
.
-
P
i
n
e
B
l
u
f
f

Average RPI Win:	299	WON-LOST	WINNING	LAST 10	STRENGTH OF	OPP. STRENGTH	TEAM	ADJ	CONF.	ADJ CONF.				
Average RPI Loss:	249	RECORD	PCT. RANK	GAMES	SCHEDULE	OF SCHEDULE	RPI	RPI	RPI	RPI				
DIV. I ONLY		7- 25	.21875	292	2- 8	304	324	317	.26821	320	30	30		
DIV. I NON-CONF.		4- 14	.22222	284	0- 0	272	332	313	.31334	317	30	30		
<hr/>														
TOTALS	RPI 1-25	RPI 26-50		W-L RECORDS		RPI 51-100		RPI 101-150		RPI 150+				
7- 25	0- 0	0- 0		OVERALL		0- 2		0- 1		7- 22				
4- 7	0- 0	0- 0		HOME		0- 1		0- 0		4- 6				
2- 13	0- 0	0- 0		AWAY		0- 1		0- 1		2- 11				
1- 5	0- 0	0- 0		NEUTRAL		0- 0		0- 0		1- 5				
<hr/>														
4- 14	0- 0	0- 0		NON-CONFERENCE		0- 0		0- 1		4- 13				
2- 2	0- 0	0- 0		HOME		0- 0		0- 0		2- 2				
1- 7	0- 0	0- 0		AWAY		0- 0		0- 1		1- 6				
1- 5	0- 0	0- 0		NEUTRAL		0- 0		0- 0		1- 5				
<hr/>														
3- 11	0- 0	0- 0		CONFERENCE		0- 2		0- 0		3- 9				
2- 5	0- 0	0- 0		HOME		0- 1		0- 0		2- 4				
1- 6	0- 0	0- 0		AWAY		0- 1		0- 0		1- 5				
0- 0	0- 0	0- 0		NEUTRAL		0- 0		0- 0		0- 0				
<hr/>														
RPI	S	Opponent	Score	RPI	S	Opponent	Score	RPI	S	Opponent	Score			
				87 A LIU Brooklyn				0	3	145 A Lehigh			0	3
				87 H LIU Brooklyn				0	3	175 N Marist			0	3
										200 A Hofstra			0	3
										201 A Central Conn. St.			0	3
										201 H Central Conn. St.			3	2
										223 A Iona			0	3
										236 A Manhattan			2	3
										245 H Howard			2	3
										245 N Howard			1	3
										250 N Coppin St.			0	3
										261 A Sacred Heart			0	3
										261 H Sacred Heart			0	3
										262 N Morgan St.			0	3
										273 A Lafayette			0	3
										283 H Rider			0	3
										299 A Robert Morris			1	3
										299 H Robert Morris			1	3
										302 A Saint Francis (PA)			1	3
										302 H Saint Francis (PA)			1	3
										303 A NJIT			0	3
										303 H NJIT			3	0
										311 A Providence			3	0
										312 A Bryant			3	1
										312 H Bryant			0	3
										318 H Quinnipiac			3	2
										318 N Quinnipiac			1	3
										324 A Fairleigh Dickinson			2	3

Non-Div. I Games:

St. Francis Brooklyn

RPI	S	Opponent	Score	
324	H	Fairleigh Dickinson	3	1
325	A	Saint Peter's	1	3
327	N	Delaware St.	3	0

St. Francis Brooklyn

S
t
.
F
r
a
n
c
i
s
B
r
o
o
k
l
y
n

S
t
.
F
r
a
n
c
i
s
B
r
o
o
k
l
y
n

Average RPI Win:	319	WON-LOST RECORD	WINNING PCT. RANK	LAST 10 GAMES	STRENGTH OF SCHEDULE	OPP. STRENGTH OF SCHEDULE	TEAM RPI	ADJ RPI	CONF. RPI	ADJ CONF. RPI	
Average RPI Loss:	229										
DIV. I ONLY		6- 22	.21429 294	4- 6	329	304	322	.2665 321	31	32	
DIV. I NON-CONF.		1- 16	.05882 315	1- 2	290	233	323	.28796 326	31	31	
<hr/>											
TOTALS	RPI 1-25	RPI 26-50		W-L RECORDS	RPI 51-100		RPI 101-150		RPI 150+		
6- 22	0- 0	0- 0		OVERALL	0- 1		0- 2		6- 19		
5- 4	0- 0	0- 0		HOME	0- 0		0- 0		5- 4		
1- 9	0- 0	0- 0		AWAY	0- 1		0- 1		1- 7		
0- 9	0- 0	0- 0		NEUTRAL	0- 0		0- 1		0- 8		
<hr/>											
1- 16	0- 0	0- 0		NON-CONFERENCE	0- 1		0- 2		1- 13		
1- 3	0- 0	0- 0		HOME	0- 0		0- 0		1- 3		
0- 5	0- 0	0- 0		AWAY	0- 1		0- 1		0- 3		
0- 8	0- 0	0- 0		NEUTRAL	0- 0		0- 1		0- 7		
<hr/>											
5- 6	0- 0	0- 0		CONFERENCE	0- 0		0- 0		5- 6		
4- 1	0- 0	0- 0		HOME	0- 0		0- 0		4- 1		
1- 4	0- 0	0- 0		AWAY	0- 0		0- 0		1- 4		
0- 1	0- 0	0- 0		NEUTRAL	0- 0		0- 0		0- 1		
<hr/>											
RPI S	Opponent	Score	RPI S	Opponent	Score	RPI S	Opponent	Score	RPI S	Opponent	Score
						68 A	Col. of Charleston	0 3	119 N	Indiana	0 3
						123 A	South Carolina	0 3			
						159 N	Radford	0 3			
						178 N	FIU	0 3			
						190 N	Hampton	1 3			
						194 N	Coastal Caro.	0 3			
						198 N	High Point	0 3			
						214 N	Elon	0 3			
						216 A	Florida A&M	0 3			
						216 H	Florida A&M	1 3			
						234 A	Campbell	0 3			
						251 A	Charlotte	0 3			
						254 N	Tennessee St.	0 3			
						259 H	Wofford	0 3			
						277 H	Gardner-Webb	0 3			
						285 H	Alabama A&M	3 2			
						305 A	Citadel	0 3			
						308 H	Charleston So.	2 3			
						308 N	Charleston So.	0 3			
						314 A	N.C. A&T	1 3			
						314 H	N.C. A&T	3 1			
						326 A	N.C. Central	1 3			
						326 H	N.C. Central	3 0			
						328 A	Bethune-Cookman	0 3			
						328 H	Bethune-Cookman	3 2			
						331 A	Savannah St.	3 0			
						331 H	Savannah St.	3 0			
						190 N	Hampton	1 3			
						314 H	N.C. A&T	3 1			
						216 A	Florida A&M	0 3			
						234 A	Campbell	0 3			
						285 H	Alabama A&M	3 2			
						326 A	N.C. Central	1 3			

Non-Div. I Games:

South Carolina St.

Average RPI Win: 326		WON-LOST	WINNING	LAST 10	STRENGTH OF		OPP. STRENGTH	TEAM	ADJ	CONF.	ADJ CONF.
Average RPI Loss: 240		RECORD	PCT. RANK	GAMES	SCHEDULE		OF SCHEDULE	RPI	RPI	RPI	RPI
DIV. I ONLY		4- 20	.16667	310	315		329	323	.2662	322	33
DIV. I NON-CONF.		0- 10	0	318	128		254	306	.35152	305	33
TOTALS		RPI 1-25	RPI 26-50		W-L RECORDS		RPI 51-100		RPI 101-150		RPI 150+
4- 20	0- 0	0- 1		OVERALL		0- 2		0- 1		4- 16	
2- 4	0- 0	0- 0		HOME		0- 0		0- 0		2- 4	
2- 8	0- 0	0- 0		AWAY		0- 2		0- 0		2- 6	
0- 8	0- 0	0- 1		NEUTRAL		0- 0		0- 1		0- 6	
0- 10	0- 0	0- 1		NON-CONFERENCE		0- 2		0- 1		0- 6	
0- 0	0- 0	0- 0		HOME		0- 0		0- 0		0- 0	
0- 4	0- 0	0- 0		AWAY		0- 2		0- 0		0- 2	
0- 6	0- 0	0- 1		NEUTRAL		0- 0		0- 1		0- 4	
4- 10	0- 0	0- 0		CONFERENCE		0- 0		0- 0		4- 10	
2- 4	0- 0	0- 0		HOME		0- 0		0- 0		2- 4	
2- 4	0- 0	0- 0		AWAY		0- 0		0- 0		2- 4	
0- 2	0- 0	0- 0		NEUTRAL		0- 0		0- 0		0- 2	
RPI S	Opponent	Score	RPI S	Opponent	Score	RPI S	Opponent	Score	RPI S	Opponent	Score
			47 N	UTSA	0 3	56 A	Tulane	0 3	127 N	A&M-Corpus Christi	1 3
						96 A	Jacksonville	0 3	161 A	Texas-Arlington	0 3
									193 N	Fla. Atlantic	0 3
									255 A	North Florida	0 3
									256 N	Texas Southern	0 3
									278 A	Alabama St.	0 3
									278 H	Alabama St.	0 3
									283 N	Rider	0 3
									285 A	Alabama A&M	0 3
									285 H	Alabama A&M	0 3
									295 N	Nicholls St.	0 3
									308 N	Charleston So.	1 3
									309 A	Jackson St.	3 2
									309 H	Jackson St.	1 3
									310 N	Prairie View	0 3
									319 A	Ark.-Pine Bluff	0 3
									319 H	Ark.-Pine Bluff	2 3
									330 A	Grambling	0 3
									330 H	Grambling	3 1
									332 A	Alcorn	3 0
									332 H	Alcorn	3 0
LAST 10 GAMES											
			256 N	Texas Southern	0 3	330 A	Grambling	0 3			
			310 N	Prairie View	0 3	332 H	Alcorn	3 0			
			278 A	Alabama St.	0 3	309 H	Jackson St.	1 3			
			285 A	Alabama A&M	0 3	332 A	Alcorn	3 0			
			309 A	Jackson St.	3 2	319 H	Ark.-Pine Bluff	2 3			

Non-Div. I Games: Rust 3 0 Rust 3 0 Tougalo 3 0 Tougalo 3 0
 Philander Smith 3 0 Ark.-Monticello 1 3 Mississippi Val.

Average RPI Win: 324		WON-LOST RECORD		WINNING PCT. RANK		LAST 10 GAMES		STRENGTH OF SCHEDULE		OPP. STRENGTH OF SCHEDULE		TEAM RPI		ADJ RPI		CONF. RPI		ADJ CONF. RPI			
DIV. I ONLY		1- 31		.03125 329		0- 10		256		278		319		.26415 323		21		22			
DIV. I NON-CONF.		1- 17		.05556 316		0- 0		223		310		316		.29212 322		18		19			
TOTALS		RPI 1-25		RPI 26-50		W-L RECORDS		RPI 51-100		RPI 101-150		RPI 150+									
1- 31		0- 0		0- 1		OVERALL		0- 3		0- 3		1- 24									
1- 12		0- 0		0- 0		HOME		0- 1		0- 1		1- 10									
0- 13		0- 0		0- 0		AWAY		0- 2		0- 1		0- 10									
0- 6		0- 0		0- 1		NEUTRAL		0- 0		0- 1		0- 4									
1- 17		0- 0		0- 1		NON-CONFERENCE		0- 0		0- 1		1- 15									
1- 5		0- 0		0- 0		HOME		0- 0		0- 0		1- 5									
0- 6		0- 0		0- 0		AWAY		0- 0		0- 0		0- 6									
0- 6		0- 0		0- 1		NEUTRAL		0- 0		0- 1		0- 4									
0- 14		0- 0		0- 0		CONFERENCE		0- 3		0- 2		0- 9									
0- 7		0- 0		0- 0		HOME		0- 1		0- 1		0- 5									
0- 7		0- 0		0- 0		AWAY		0- 2		0- 1		0- 4									
0- 0		0- 0		0- 0		NEUTRAL		0- 0		0- 0		0- 0									
RPI	S	Opponent		Score		RPI	S	Opponent		Score		RPI	S	Opponent		Score					
				44	N	American		0	3	64	A	VCU		0	3	112	A	Dayton		0	3
										98	A	Duquesne		0	3	112	H	Dayton		0	3
										98	H	Duquesne		0	3	129	N	UALR		0	3
																157	A	George Washington		0	3
																157	H	George Washington		0	3
																168	H	Penn		1	3
																182	N	Temple		1	3
																186	H	Rhode Island		0	3
																199	A	Saint Louis		0	3
																199	H	Saint Louis		0	3
																208	N	Austin Peay		0	3
																209	N	Delaware		0	3
																226	A	Memphis		0	3
																229	A	UMBC		0	3
																231	H	Sacramento St.		1	3
																245	A	Howard		1	3
																248	H	Bucknell		1	3
																257	A	Loyola Maryland		0	3
																262	A	Morgan St.		0	3
																267	A	George Mason		0	3
																267	H	George Mason		0	3
																273	H	Lafayette		1	3
																283	A	Rider		0	3
																289	A	Fordham		0	3
																289	H	Fordham		1	3
																303	H	NJIT		0	3
																304	N	Weber St.		0	3
														</							

Non-Div. I Games:

La Salle

RPI	S	Opponent	Score	
324	H	Fairleigh Dickinson	3	0

La Salle

L
a
S
a
l
l
e

L
a
S
a
l
l
e

Average RPI Win: Average RPI Loss:	307 253	WON-LOST RECORD	WINNING PCT. RANK	LAST 10 GAMES	STRENGTH OF SCHEDULE	OPP. STRENGTH OF SCHEDULE	TEAM RPI	ADJ RPI	CONF. RPI	ADJ CONF. RPI										
DIV. I ONLY		5- 24	.17241 309	4- 6	320	318	324	.24623 324	30	30										
DIV. I NON-CONF.		2- 13	.13333 298	1- 1	315	325	329	.26556 331	30	30										
<hr/>																				
TOTALS	RPI 1-25	RPI 26-50		W-L RECORDS	RPI 51-100		RPI 101-150		RPI 150+											
5- 24	0- 0	0- 0		OVERALL	0- 2		0- 1		5- 21											
3- 7	0- 0	0- 0		HOME	0- 1		0- 0		3- 6											
2- 10	0- 0	0- 0		AWAY	0- 1		0- 1		2- 8											
0- 7	0- 0	0- 0		NEUTRAL	0- 0		0- 0		0- 7											
<hr/>																				
2- 13	0- 0	0- 0		NON-CONFERENCE	0- 0		0- 1		2- 12											
1- 2	0- 0	0- 0		HOME	0- 0		0- 0		1- 2											
1- 4	0- 0	0- 0		AWAY	0- 0		0- 1		1- 3											
0- 7	0- 0	0- 0		NEUTRAL	0- 0		0- 0		0- 7											
<hr/>																				
3- 11	0- 0	0- 0		CONFERENCE	0- 2		0- 0		3- 9											
2- 5	0- 0	0- 0		HOME	0- 1		0- 0		2- 4											
1- 6	0- 0	0- 0		AWAY	0- 1		0- 0		1- 5											
0- 0	0- 0	0- 0		NEUTRAL	0- 0		0- 0		0- 0											
<hr/>																				
RPI S	Opponent	Score	RPI S	Opponent	Score	RPI S	Opponent	Score	RPI S	Opponent	Score									
						87 A	LIU Brooklyn	0	3	145 A	Lehigh	0	3							
						87 H	LIU Brooklyn	0	3	201 A	Central Conn. St.	0	3							
										201 H	Central Conn. St.	0	3							
										231 N	Sacramento St.	0	3							
										236 H	Manhattan	0	3							
										248 A	Bucknell	2	3							
										248 N	Bucknell	0	3							
										261 A	Sacred Heart	1	3							
										261 H	Sacred Heart	2	3							
										273 A	Lafayette	0	3							
										273 N	Lafayette	0	3							
										280 N	Canisius	0	3							
										283 H	Rider	0	3							
										283 N	Rider	0	3							
										296 N	Wright St.	1	3							
										299 A	Robert Morris	3	0							
										299 H	Robert Morris	0	3							
										302 A	Saint Francis (PA)	1	3							
										302 H	Saint Francis (PA)	2	3							
										303 A	NJIT	3	1							
				303 H	NJIT	3	2													
			LAST 10 GAMES																	
			299 A	Robert Morris	3							0	261 A	Sacred Heart	1	3	312 A	Bryant	1	3
			302 A	Saint Francis (PA)	1							3	320 H	St. Francis Brooklyn	3	2	320 A	St. Francis Brooklyn	1	3
			201 H	Central Conn. St.	0							3	87 H	LIU Brooklyn	0	3	320 H	St. Francis Brooklyn	3	2
			312 H	Bryant	3							2	236 H	Manhattan	0	3	323 A	La Salle	0	3
			303 A NJIT			261 H Sacred Heart			325 N Saint Peter's											

Non-Div. I Games:

Fairleigh Dickinson

Average RPI Win: 319		WON-LOST RECORD		WINNING PCT. RANK		LAST 10 GAMES		STRENGTH OF SCHEDULE		OPP. STRENGTH OF SCHEDULE		TEAM RPI		ADJ RPI		CONF. RPI		ADJ CONF. RPI	
DIV. I ONLY		4- 28		.125 318		1- 9		311		313		325		.24565 325		28		28	
DIV. I NON-CONF.		2- 12		.14286 295		0- 1		321		320		330		.27382 328		29		29	
TOTALS		RPI 1-25		RPI 26-50		W-L RECORDS		RPI 51-100		RPI 101-150		RPI 150+							
4- 28		0- 0		0- 0		OVERALL		0- 0		0- 2		4- 26							
2- 9		0- 0		0- 0		HOME		0- 0		0- 0		2- 9							
1- 14		0- 0		0- 0		AWAY		0- 0		0- 2		1- 12							
1- 5		0- 0		0- 0		NEUTRAL		0- 0		0- 0		1- 5							
2- 12		0- 0		0- 0		NON-CONFERENCE		0- 0		0- 2		2- 10							
1- 1		0- 0		0- 0		HOME		0- 0		0- 0		1- 1							
0- 6		0- 0		0- 0		AWAY		0- 0		0- 2		0- 4							
1- 5		0- 0		0- 0		NEUTRAL		0- 0		0- 0		1- 5							
2- 16		0- 0		0- 0		CONFERENCE		0- 0		0- 0		2- 16							
1- 8		0- 0		0- 0		HOME		0- 0		0- 0		1- 8							
1- 8		0- 0		0- 0		AWAY		0- 0		0- 0		1- 8							
0- 0		0- 0		0- 0		NEUTRAL		0- 0		0- 0		0- 0							
RPI S	Opponent	Score		RPI S	Opponent	Score		RPI S	Opponent	Score		RPI S	Opponent	Score					
										145 A	Lehigh	0	3						
										145 A	Lehigh	0	3						
										156 A	Fairfield	0	3						
										156 H	Fairfield	0	3						
										170 A	Syracuse	0	3						
										175 A	Marist	0	3						
										175 H	Marist	0	3						
										186 N	Rhode Island	0	3						
										205 N	New Hampshire	0	3						
										210 A	Siena	0	3						
										210 H	Siena	0	3						
										223 A	Iona	0	3						
										223 H	Iona	0	3						
										236 A	Manhattan	0	3						
										236 H	Manhattan	0	3						
										273 A	Lafayette	0	3						
										280 A	Canisius	0	3						
										280 H	Canisius	0	3						
										283 A	Rider	1	3						
										283 H	Rider	1	3						
										296 N	Wright St.	2	3						
										303 A	NJIT	0	3						
										303 H	NJIT	0	3						
										311 A	Providence	0	3						
										315 A	Niagara	3	2						
										315 H	Niagara	3	2						
										316 N	Chicago St.	0	3						
				LAST 10 GAMES															
				210 A	Siena	0	3	280 A	Canisius	0	3	303 A	NJIT	0	3				
				175 A	Marist	0	3	315 A	Niagara	3	2	311 A	Providence	0	3				
				283 A	Rider	1	3	223 A	Iona	0	3	315 A	Niagara	3	2				
				318 H	Quinnipiac	2	3	236 A	Manhattan	0	3	315 H	Niagara	3	2				
				156 H	Fairfield	0	3	311 A	Providence	0	3	316 N	Chicago St.	0	3				

Non-Div. I Games:

Saint Peter's

RPI	S	Opponent	Score	
318	A	Quinnipiac	1	3
318	H	Quinnipiac	2	3
320	H	St. Francis Brooklyn	3	1
324	N	Fairleigh Dickinson	3	1
327	N	Delaware St.	1	3

Saint Peter's

S
a
i
n
t
P
e
t
e
r
'
s

S
a
i
n
t
P
e
t
e
r
'
s

Average RPI Win:	327	WON-LOST RECORD	WINNING PCT. RANK	LAST 10 GAMES	STRENGTH OF SCHEDULE	OPP. STRENGTH OF SCHEDULE	TEAM RPI	ADJ RPI	CONF. RPI	ADJ CONF. RPI												
DIV. I ONLY		3- 25	.10714	320	3- 7	312	317	327	.23787	326	31	32										
DIV. I NON-CONF.		0- 15	0	318	0- 0	238	271	321	.29145	324	31	31										
<hr/>																						
TOTALS	RPI 1-25	RPI 26-50		W-L RECORDS		RPI 51-100		RPI 101-150		RPI 150+												
3- 25	0- 0	0- 0		OVERALL		0- 1		0- 0		3- 24												
3- 8	0- 0	0- 0		HOME		0- 0		0- 0		3- 8												
0- 11	0- 0	0- 0		AWAY		0- 0		0- 0		0- 11												
0- 6	0- 0	0- 0		NEUTRAL		0- 1		0- 0		0- 5												
<hr/>																						
0- 15	0- 0	0- 0		NON-CONFERENCE		0- 1		0- 0		0- 14												
0- 5	0- 0	0- 0		HOME		0- 0		0- 0		0- 5												
0- 4	0- 0	0- 0		AWAY		0- 0		0- 0		0- 4												
0- 6	0- 0	0- 0		NEUTRAL		0- 1		0- 0		0- 5												
<hr/>																						
3- 10	0- 0	0- 0		CONFERENCE		0- 0		0- 0		3- 10												
3- 3	0- 0	0- 0		HOME		0- 0		0- 0		3- 3												
0- 7	0- 0	0- 0		AWAY		0- 0		0- 0		0- 7												
0- 0	0- 0	0- 0		NEUTRAL		0- 0		0- 0		0- 0												
<hr/>																						
RPI	S	Opponent	Score	RPI	S	Opponent	Score	RPI	S	Opponent	Score											
								83	N	TCU	0	3										
								159	H	Radford	2	3										
								166	A	UNC Greensboro	0	3										
								169	N	Georgetown	0	3										
								190	H	Hampton	0	3										
								214	A	Elon	0	3										
								216	A	Florida A&M	0	3										
								216	H	Florida A&M	0	3										
								233	H	East Carolina	0	3										
								233	N	East Carolina	0	3										
								234	A	Campbell	0	3										
								238	H	Murray St.	0	3										
								240	N	Indiana St.	0	3										
								241	A	UNC Asheville	0	3										
								243	H	Evansville	0	3										
								245	A	Howard	0	3										
								250	A	Coppin St.	1	3										
								267	N	George Mason	0	3										
								277	N	Gardner-Webb	1	3										
								278	H	Alabama St.	0	3										
								314	A	N.C. A&T	0	3										
								314	H	N.C. A&T	1	3										
								LAST 10 GAMES								321	A	South Carolina St.	0	3		
								331	A	Savannah St.	1	3	250	A	Coppin St.	1	3	321	H	South Carolina St.	3	1
								321	A	South Carolina St.	0	3	321	H	South Carolina St.	3	1	328	A	Bethune-Cookman	0	3
216	H	Florida A&M	0	3	331	H	Savannah St.	3	0	328	H	Bethune-Cookman	3	2								
328	H	Bethune-Cookman	3	2	328	A	Bethune-Cookman	0	3	331	A	Savannah St.	1	3								
314	A	N.C. A&T	0	3	216	A	Florida A&M	0	3	331	H	Savannah St.	3	0								

Non-Div. I Games:

N.C. Central

Average RPI Win: 327		WON-LOST	WINNING	LAST 10	STRENGTH OF		OPP. STRENGTH	TEAM	ADJ	CONF.	ADJ CONF.				
Average RPI Loss: 251		RECORD	PCT. RANK	GAMES	SCHEDULE		OF SCHEDULE	RPI	RPI	RPI	RPI				
DIV. I ONLY		2- 22	.08333	322	1- 9		316	310	329	.23451	327	31	32		
DIV. I NON-CONF.		1- 10	.09091	305	0- 1		319	302	332	.27051	329	31	31		
<hr/>															
TOTALS		RPI 1-25		RPI 26-50		W-L RECORDS		RPI 51-100		RPI 101-150		RPI 150+			
2- 22		0- 0		0- 0		OVERALL		0- 0		0- 0		2- 22			
1- 8		0- 0		0- 0		HOME		0- 0		0- 0		1- 8			
0- 10		0- 0		0- 0		AWAY		0- 0		0- 0		0- 10			
1- 4		0- 0		0- 0		NEUTRAL		0- 0		0- 0		1- 4			
1- 10		0- 0		0- 0		NON-CONFERENCE		0- 0		0- 0		1- 10			
0- 2		0- 0		0- 0		HOME		0- 0		0- 0		0- 2			
0- 4		0- 0		0- 0		AWAY		0- 0		0- 0		0- 4			
1- 4		0- 0		0- 0		NEUTRAL		0- 0		0- 0		1- 4			
1- 12		0- 0		0- 0		CONFERENCE		0- 0		0- 0		1- 12			
1- 6		0- 0		0- 0		HOME		0- 0		0- 0		1- 6			
0- 6		0- 0		0- 0		AWAY		0- 0		0- 0		0- 6			
0- 0		0- 0		0- 0		NEUTRAL		0- 0		0- 0		0- 0			
RPI	S	Opponent	Score	RPI	S	Opponent	Score	RPI	S	Opponent	Score	RPI	S	Opponent	Score
										170	A	Syracuse	0	3	
										182	A	Temple	0	3	
										190	A	Hampton	2	3	
										190	H	Hampton	0	3	
										200	A	Hofstra	0	3	
										200	N	Hofstra	0	3	
										221	N	Brown	1	3	
										222	H	Towson	2	3	
										245	A	Howard	1	3	
										245	H	Howard	1	3	
										250	A	Coppin St.	0	3	
										250	H	Coppin St.	0	3	
										262	A	Morgan St.	0	3	
										262	H	Morgan St.	1	3	
										281	A	Norfolk St.	0	3	
										281	H	Norfolk St.	1	3	
										283	A	Rider	0	3	
										313	A	UMES	1	3	
										313	H	UMES	2	3	
										315	H	Niagara	1	3	
										316	N	Chicago St.	0	3	
										320	N	St. Francis Brooklyn	0	3	
										325	N	Saint Peter's	3	1	
										328	H	Bethune-Cookman	3	0	
				LAST 10 GAMES											
				281	H	Norfolk St.	1	3	283	A	Rider	0	3		
				190	H	Hampton	0	3	328	H	Bethune-Cookman	3	0		
				262	H	Morgan St.	1	3	313	H	UMES	2	3		
				250	H	Coppin St.	0	3	190	A	Hampton	2	3		
				245	A	Howard	1	3	281	A	Norfolk St.	0	3		

Non-Div. I Games:

Delaware St.

Average RPI Win: 326		WON-LOST	WINNING	LAST 10	STRENGTH OF		OPP. STRENGTH	TEAM	ADJ	CONF.	ADJ CONF.
Average RPI Loss: 244		RECORD	PCT. RANK	GAMES	SCHEDULE		OF SCHEDULE	RPI	RPI	RPI	RPI
DIV. I ONLY		6- 25	.19355	300	2- 6		325	326	326	.23316	328
DIV. I NON-CONF.		0- 15	0	318	0- 0		194	313	318	.29177	323
TOTALS		RPI 1-25	RPI 26-50		W-L RECORDS		RPI 51-100		RPI 101-150		RPI 150+
6- 25	0- 0	0- 0		OVERALL		0- 2		0- 1		6- 22	
4- 5	0- 0	0- 0		HOME		0- 0		0- 0		4- 5	
1- 13	0- 0	0- 0		AWAY		0- 1		0- 0		1- 12	
1- 7	0- 0	0- 0		NEUTRAL		0- 1		0- 1		1- 5	
0- 15	0- 0	0- 0		NON-CONFERENCE		0- 2		0- 1		0- 12	
0- 4	0- 0	0- 0		HOME		0- 0		0- 0		0- 4	
0- 5	0- 0	0- 0		AWAY		0- 1		0- 0		0- 4	
0- 6	0- 0	0- 0		NEUTRAL		0- 1		0- 1		0- 4	
6- 10	0- 0	0- 0		CONFERENCE		0- 0		0- 0		6- 10	
4- 1	0- 0	0- 0		HOME		0- 0		0- 0		4- 1	
1- 8	0- 0	0- 0		AWAY		0- 0		0- 0		1- 8	
1- 1	0- 0	0- 0		NEUTRAL		0- 0		0- 0		1- 1	
RPI S	Opponent	Score	RPI S	Opponent	Score	RPI S	Opponent	Score	RPI S	Opponent	Score
						96 A	Jacksonville	0 3	148 N	UNC Wilmington	0 3
						96 N	Jacksonville	1 3	164 H	FGCU	0 3
									193 A	Fla. Atlantic	0 3
									193 H	Fla. Atlantic	0 3
									216 A	Florida A&M	0 3
									216 H	Florida A&M	1 3
									245 A	Howard	0 3
									246 A	Winthrop	0 3
									250 A	Coppin St.	0 3
									251 N	Charlotte	0 3
									255 H	North Florida	0 3
									258 A	Stetson	0 3
									258 A	Stetson	0 3
									258 H	Stetson	0 3
									265 N	Southeastern La.	0 3
									281 A	Norfolk St.	0 3
									305 N	Citadel	0 3
									311 N	Providence	0 3
									313 N	UMES	0 3
									314 A	N.C. A&T	1 3
									314 H	N.C. A&T	3 0
									321 A	South Carolina St.	2 3
									321 H	South Carolina St.	3 0
									326 A	N.C. Central	2 3
									326 H	N.C. Central	3 0
									327 A	Delaware St.	0 3
									331 A	Savannah St.	3 0
LAST 10 GAMES											
			250 A	Coppin St.	0 3	331 H	Savannah St.	3 0			
			216 A	Florida A&M	0 3	327 A	Delaware St.	0 3			
			314 A	N.C. A&T	1 3	245 A	Howard	0 3			
			326 A	N.C. Central	2 3	255 H	North Florida	0 3			
			321 H	South Carolina St.	3 0	216 H	Florida A&M	1 3			

Non-Div. I Games: Warner 0 3 Southeastern (FL) 0 3

Bethune-Cookman

RPI	S	Opponent	Score	
331	H	Savannah St.	3	0
331	N	Savannah St.	3	0

Bethune-Cookman

B
e
t
h
u
n
e
-
C
o
o
k
m
a
n

B
e
t
h
u
n
e
-
C
o
o
k
m
a
n

[illegible]

Non-Div. I Games:

UMass Lowell

Average RPI Win: 327		WON-LOST	WINNING	LAST 10	STRENGTH OF		OPP. STRENGTH	TEAM	ADJ	CONF.	ADJ CONF.
Average RPI Loss: 247		RECORD	PCT. RANK	GAMES	SCHEDULE		OF SCHEDULE	RPI	RPI	RPI	RPI
DIV. I ONLY		5- 23	.17857	306	2- 7		331	328	330	.22379	330
DIV. I NON-CONF.		0- 10	0	318	0- 0		211	189	315	.3285	313
TOTALS		RPI 1-25	RPI 26-50		W-L RECORDS		RPI 51-100		RPI 101-150		RPI 150+
5- 23	0- 0	0- 0		OVERALL		0- 2		0- 1		5- 20	
3- 4	0- 0	0- 0		HOME		0- 0		0- 0		3- 4	
1- 11	0- 0	0- 0		AWAY		0- 2		0- 0		1- 9	
1- 8	0- 0	0- 0		NEUTRAL		0- 0		0- 1		1- 7	
0- 10	0- 0	0- 0		NON-CONFERENCE		0- 2		0- 1		0- 7	
0- 0	0- 0	0- 0		HOME		0- 0		0- 0		0- 0	
0- 4	0- 0	0- 0		AWAY		0- 2		0- 0		0- 2	
0- 6	0- 0	0- 0		NEUTRAL		0- 0		0- 1		0- 5	
5- 13	0- 0	0- 0		CONFERENCE		0- 0		0- 0		5- 13	
3- 4	0- 0	0- 0		HOME		0- 0		0- 0		3- 4	
1- 7	0- 0	0- 0		AWAY		0- 0		0- 0		1- 7	
1- 2	0- 0	0- 0		NEUTRAL		0- 0		0- 0		1- 2	
RPI S	Opponent	Score	RPI S	Opponent	Score	RPI S	Opponent	Score	RPI S	Opponent	Score
						83 A	TCU	0 3	115 N	Ole Miss	0 3
						92 A	SMU	0 3	161 A	Texas-Arlington	0 3
									163 N	Sam Houston St.	0 3
									185 N	Stephen F. Austin	0 3
									196 N	Davidson	0 3
									197 N	Houston	0 3
									256 A	Texas Southern	0 3
									256 H	Texas Southern	0 3
									278 N	Alabama St.	0 3
									279 A	Louisiana Tech	0 3
									279 N	Louisiana Tech	0 3
									309 A	Jackson St.	0 3
									309 H	Jackson St.	0 3
									310 A	Prairie View	0 3
									310 H	Prairie View	0 3
									310 N	Prairie View	0 3
									317 A	Southern U.	0 3
									317 A	Southern U.	0 3
									317 H	Southern U.	1 3
									319 A	Ark.-Pine Bluff	1 3
									319 H	Ark.-Pine Bluff	3 0
									322 A	Mississippi Val.	1 3
									322 H	Mississippi Val.	3 0
									332 A	Alcorn	3 2
									332 H	Alcorn	3 0
									332 N	Alcorn	3 0
LAST 10 GAMES											
			317 H	Southern U.	1 3		309 A	Jackson St.	0 3		
			332 H	Alcorn	3 0		317 A	Southern U.	0 3		
			322 H	Mississippi Val.	3 0		256 A	Texas Southern	0 3		
			319 A	Ark.-Pine Bluff	1 3		310 A	Prairie View	0 3		
			309 H	Jackson St.	0 3		332 N	Alcorn	3 0		

Non-Div. I Games: Wiley 1 3 Abilene Christian 0 3

Grambling

Average RPI Win:	326	WON-LOST RECORD	WINNING PCT. RANK	LAST 10 GAMES	STRENGTH OF SCHEDULE	OPP. STRENGTH OF SCHEDULE	TEAM RPI	ADJ RPI	CONF. RPI	ADJ CONF. RPI	
Div. I ONLY		1- 29	.03333 328	1- 9	326	330	331	.17927 331	31	32	
Div. I NON-CONF.		0- 19	0 318	0- 3	250	327	328	.2566 332	31	31	
<hr/>											
TOTALS	RPI 1-25	RPI 26-50		W-L RECORDS	RPI 51-100		RPI 101-150		RPI 150+		
1- 29	0- 0	0- 0		OVERALL	0- 2		0- 0		1- 27		
1- 7	0- 0	0- 0		HOME	0- 1		0- 0		1- 6		
0- 14	0- 0	0- 0		AWAY	0- 0		0- 0		0- 14		
0- 8	0- 0	0- 0		NEUTRAL	0- 1		0- 0		0- 7		
<hr/>											
0- 19	0- 0	0- 0		NON-CONFERENCE	0- 2		0- 0		0- 17		
0- 3	0- 0	0- 0		HOME	0- 1		0- 0		0- 2		
0- 9	0- 0	0- 0		AWAY	0- 0		0- 0		0- 9		
0- 7	0- 0	0- 0		NEUTRAL	0- 1		0- 0		0- 6		
<hr/>											
1- 10	0- 0	0- 0		CONFERENCE	0- 0		0- 0		1- 10		
1- 4	0- 0	0- 0		HOME	0- 0		0- 0		1- 4		
0- 5	0- 0	0- 0		AWAY	0- 0		0- 0		0- 5		
0- 1	0- 0	0- 0		NEUTRAL	0- 0		0- 0		0- 1		
<hr/>											
RPI S	Opponent	Score	RPI S	Opponent	Score	RPI S	Opponent	Score	RPI S	Opponent	Score
						56 N	Tulane	0 3	159 A	Radford	0 3
						96 H	Jacksonville	0 3	159 A	Radford	0 3
						216 A Florida A&M 0 3					
						216 H Florida A&M 0 3					
						233 A East Carolina 0 3					
						244 N Jacksonville St. 0 3					
						246 A Winthrop 0 3					
						258 A Stetson 0 3					
						258 A Stetson 0 3					
						278 A Alabama St. 0 3					
						278 H Alabama St. 0 3					
						289 N Fordham 0 3					
						297 N New Orleans 1 3					
						300 N Tennessee Tech 0 3					
						305 A Citadel 0 3					
						305 H Citadel 0 3					
						308 A Charleston So. 0 3					
						311 N Providence 0 3					
						314 A N.C. A&T 0 3					
						314 H N.C. A&T 0 3					
						319 N Ark.-Pine Bluff 0 3					
						321 A South Carolina St. 0 3					
						321 H South Carolina St. 0 3					
						326 A N.C. Central 0 3					
						326 H N.C. Central 3 1					
						328 A Bethune-Cookman 0 3					
						328 H Bethune-Cookman 0 3					
						LAST 10 GAMES					
						326 H N.C. Central 3 1					
						328 A Bethune-Cookman 0 3					
						278 H Alabama St. 0 3					
						305 A Citadel 0 3					
						314 A N.C. A&T 0 3					
						326 A N.C. Central 0 3					
						326 H N.C. Central 0 3					
						328 A Bethune-Cookman 0 3					
						328 H Bethune-Cookman 0 3					
						326 A N.C. Central 0 3					
						328 H Bethune-Cookman 0 3					
						321 A South Carolina St. 0 3					
						321 H South Carolina St. 0 3					
						326 A N.C. Central 0 3					
						326 H N.C. Central 3 1					
						328 A Bethune-Cookman 0 3					
						328 H Bethune-Cookman 0 3					
						326 A N.C. Central 0 3					
						328 H Bethune-Cookman 0 3					
						321 A South Carolina St. 0 3					
						321 H South Carolina St. 0 3					
						326 A N.C. Central 0 3					
						326 H N.C. Central 3 1					
						328 A Bethune-Cookman 0 3					
						328 H Bethune-Cookman 0 3					
						326 A N.C. Central 0 3					
						328 H Bethune-Cookman 0 3					
						321 A South Carolina St. 0 3					
						321 H South Carolina St. 0 3					
						326 A N.C. Central 0 3					
						326 H N.C. Central 3 1					
						328 A Bethune-Cookman 0 3					
						328 H Bethune-Cookman 0 3					
						326 A N.C. Central 0 3					
						328 H Bethune-Cookman 0 3					
						321 A South Carolina St. 0 3					
						321 H South Carolina St. 0 3					
						326 A N.C. Central 0 3					
						326 H N.C. Central 3 1					
						328 A Bethune-Cookman 0 3					
						328 H Bethune-Cookman 0 3					
						326 A N.C. Central 0 3					
						328 H Bethune-Cookman 0 3					

Non-Div. I Games:

Savannah St.

RPI	S	Opponent	Score
328	N	Bethune-Cookman	0 <div>3</div>

Savannah St.

S
a
v
a
n
n
a
h
S
t
.

S
a
v
a
n
n
a
h
S
t
.

[illegible]

Non-Div. I Games:

Dillard

0

3

Tougaloo

3

1

Dillard

1

3

Alcorn