

Average RPI Win:		54	WON-LOST RECORD		WINNING PCT. RANK		LAST 10 GAMES		STRENGTH OF SCHEDULE		OPP. STRENGTH OF SCHEDULE		TEAM RPI		ADJ RPI		CONF. RPI		ADJ CONF. RPI				
DIV. I ONLY			34- 2		.94444 2		10- 0		3		2		1		.78145 1		1		1				
DIV. I NON-CONF.			13- 1		.92857 7		4- 0		3		13		1		.75864 1		1		1				
TOTALS		RPI 1-25		RPI 26-50				W-L RECORDS				RPI 51-100				RPI 101-150				RPI 150+			
34- 2		16- 2		8- 0				OVERALL				3- 0				3- 0				4- 0			
16- 1		4- 1		5- 0				HOME				2- 0				2- 0				3- 0			
11- 1		6- 1		2- 0				AWAY				1- 0				1- 0				1- 0			
7- 0		6- 0		1- 0				NEUTRAL				0- 0				0- 0				0- 0			
13- 1		4- 1		4- 0				NON-CONFERENCE				1- 0				0- 0				4- 0			
7- 0		0- 0		3- 0				HOME				1- 0				0- 0				3- 0			
1- 1		0- 1		0- 0				AWAY				0- 0				0- 0				1- 0			
5- 0		4- 0		1- 0				NEUTRAL				0- 0				0- 0				0- 0			
21- 1		12- 1		4- 0				CONFERENCE				2- 0				3- 0				0- 0			
9- 1		4- 1		2- 0				HOME				1- 0				2- 0				0- 0			
10- 0		6- 0		2- 0				AWAY				1- 0				1- 0				0- 0			
2- 0		2- 0		0- 0				NEUTRAL				0- 0				0- 0				0- 0			
RPI	S	Opponent		Score		RPI	S	Opponent		Score		RPI	S	Opponent		Score		RPI	S	Opponent		Score	
2	A	Texas		2	3	28	H	Utah		3	0	59	A	Northwestern		3	0	119	H	Iowa		3	0
3	N	Washington		3	0	33	A	Michigan		3	1	59	H	Northwestern		3	1	122	A	Indiana		3	0
4	N	Florida		3	0	33	H	Michigan		3	1	84	H	LIU Brooklyn		3	0	122	H	Indiana		3	0
6	N	Stanford		3	2	40	H	Louisville		3	0							161	A	FGCU		3	0
8	A	Nebraska		3	1	43	A	Ohio St.		3	0							167	H	Syracuse		3	0
9	A	Wisconsin		3	0	43	H	Ohio St.		3	0							184	H	Eastern Ky.		3	0
9	H	Wisconsin		3	0	45	H	Yale		3	0							239	H	Albany (NY)		3	0
9	N	Wisconsin		3	1	46	N	Central Ark.		3	0												
10	A	Minnesota		3	0																		
10	H	Minnesota		3	2																		
11	N	Marquette		3	0																		
16	A	Illinois		3	2																		
16	H	Illinois		3	1																		
21	A	Purdue		3	2																		
21	H	Purdue		3	0																		
22	A	Michigan St.		3	0																		
22	H	Michigan St.		2	3																		
22	N	Michigan St.		3	1																		
LAST 10 GAMES																							
9	N	Wisconsin		3	1	84	H	LIU Brooklyn		3	0	8	A	Nebraska		3	1	43	A	Ohio St.		3	0
3	N	Washington		3	0	59	H	Northwestern		3	1	16	H	Illinois		3	1	28	H	Utah		3	0
6	N	Stanford		3	2																		
22	N	Michigan St.		3	1																		
28	H	Utah		3	0																		

Non-Div. I Games:

Penn St.



Average RPI Win:	71	WON-LOST RECORD	WINNING PCT. RANK	LAST 10 GAMES	STRENGTH OF SCHEDULE	OPP. STRENGTH OF SCHEDULE	TEAM RPI	ADJ RPI	CONF. RPI	ADJ CONF. RPI	
DIV. I ONLY		30- 3	.90909	5	8- 2	11	3	.72506	3	2	2
DIV. I NON-CONF.		11- 1	.91667	11	3- 1	42	11	.67398	10	2	2
<hr/>											
TOTALS	RPI 1-25	RPI 26-50		W-L RECORDS		RPI 51-100		RPI 101-150		RPI 150+	
30- 3	6- 2	12- 1		OVERALL		5- 0		2- 0		5- 0	
15- 0	2- 0	7- 0		HOME		2- 0		1- 0		3- 0	
11- 2	2- 1	5- 1		AWAY		3- 0		0- 0		1- 0	
4- 1	2- 1	0- 0		NEUTRAL		0- 0		1- 0		1- 0	
<hr/>											
11- 1	2- 1	2- 0		NON-CONFERENCE		1- 0		1- 0		5- 0	
5- 0	0- 0	2- 0		HOME		0- 0		0- 0		3- 0	
3- 0	1- 0	0- 0		AWAY		1- 0		0- 0		1- 0	
3- 1	1- 1	0- 0		NEUTRAL		0- 0		1- 0		1- 0	
<hr/>											
19- 2	4- 1	10- 1		CONFERENCE		4- 0		1- 0		0- 0	
10- 0	2- 0	5- 0		HOME		2- 0		1- 0		0- 0	
8- 2	1- 1	5- 1		AWAY		2- 0		0- 0		0- 0	
1- 0	1- 0	0- 0		NEUTRAL		0- 0		0- 0		0- 0	
<hr/>											
RPI	S	Opponent	Score	RPI	S	Opponent	Score	RPI	S	Opponent	Score
1	N	Penn St.	0 3	26	A	Arizona	3 0	51	A	Arizona St.	3 1
6	A	Stanford	0 3	26	H	Arizona	3 1	51	H	Arizona St.	3 0
6	H	Stanford	3 2	28	A	Utah	3 0	67	A	Washington St.	3 0
7	A	Southern California	3 1	28	H	Utah	3 1	67	H	Washington St.	3 0
7	H	Southern California	3 1	31	A	Oregon	3 1	83	A	Portland St.	3 0
7	N	Southern California	3 2	32	H	Cal St. Northridge	3 1				
12	N	Kansas	3 0	34	H	LSU	3 1				
16	A	Illinois	3 1	35	A	California	3 2				
				35	H	California	3 0				
				47	A	Colorado	1 3				
				47	H	Colorado	3 0				
				48	A	UCLA	3 1				
				48	H	UCLA	3 0				
<hr/>											
LAST 10 GAMES											
1	N	Penn St.	0 3	67	H	Washington St.	3 0				
7	N	Southern California	3 2	138	H	Oregon St.	3 1				
12	N	Kansas	3 0	35	A	California	3 2				
34	H	LSU	3 1	6	A	Stanford	0 3				
275	H	Alabama St.	3 0	7	H	Southern California	3 1				

Non-Div. I Games:

Washington

Average RPI Win:	81	WON-LOST RECORD	WINNING PCT. RANK	LAST 10 GAMES	STRENGTH OF SCHEDULE	OPP. STRENGTH OF SCHEDULE	TEAM RPI	ADJ RPI	CONF. RPI	ADJ CONF. RPI		
Average RPI Loss:	7											
DIV. I ONLY		28- 4	.875	8	8- 2	4	22	4	.72367	4	4	4
DIV. I NON-CONF.		12- 2	.85714	20	1- 1	4	22	3	.71718	3	3	4
<hr/>												
TOTALS	RPI 1-25	RPI 26-50		W-L RECORDS		RPI 51-100		RPI 101-150		RPI 150+		
28- 4	6- 4	9- 0		OVERALL		5- 0		3- 0		5- 0		
16- 2	3- 2	4- 0		HOME		4- 0		1- 0		4- 0		
10- 1	2- 1	5- 0		AWAY		0- 0		2- 0		1- 0		
2- 1	1- 1	0- 0		NEUTRAL		1- 0		0- 0		0- 0		
<hr/>												
12- 2	4- 2	1- 0		NON-CONFERENCE		4- 0		0- 0		3- 0		
8- 1	2- 1	0- 0		HOME		3- 0		0- 0		3- 0		
2- 0	1- 0	1- 0		AWAY		0- 0		0- 0		0- 0		
2- 1	1- 1	0- 0		NEUTRAL		1- 0		0- 0		0- 0		
<hr/>												
16- 2	2- 2	8- 0		CONFERENCE		1- 0		3- 0		2- 0		
8- 1	1- 1	4- 0		HOME		1- 0		1- 0		1- 0		
8- 1	1- 1	4- 0		AWAY		0- 0		2- 0		1- 0		
0- 0	0- 0	0- 0		NEUTRAL		0- 0		0- 0		0- 0		
<hr/>												
RPI S	Opponent	Score	RPI S	Opponent	Score	RPI S	Opponent	Score	RPI S	Opponent	Score	
1 N	Penn St.	0 3	29 A	Texas A&M	3 2	65 H	Auburn	3 0	114 A	Ole Miss	3 0	
5 A	Missouri	1 3	29 H	Texas A&M	3 0	77 N	Milwaukee	3 0	129 H	South Carolina	3 0	
5 H	Missouri	0 3	34 A	LSU	3 1	84 H	LIU Brooklyn	3 1	136 A	Mississippi St.	3 0	
6 N	Stanford	3 1	34 H	LSU	3 0	86 H	Jacksonville	3 0	174 H	Georgetown	3 0	
11 A	Marquette	3 0	36 H	Georgia	3 0	95 H	Western Mich.	3 1	184 A	Tennessee	3 0	
13 A	Kentucky	3 2	41 A	Alabama	3 0				184 H	Tennessee	3 0	
13 H	Kentucky	3 0	41 H	Alabama	3 0				222 H	Iona	3 0	
14 H	Duke	3 0	44 A	Arkansas	3 1				298 H	New Orleans	3 0	
17 H	Florida St.	3 0	49 A	UTSA	3 0							
17 H	Florida St.	2 3										
<hr/>												
LAST 10 GAMES												
17 H	Florida St.	2 3	41 H	Alabama	3 0							
86 H	Jacksonville	3 0	5 H	Missouri	0 3							
13 A	Kentucky	3 2	129 H	South Carolina	3 0							
34 H	LSU	3 0	29 A	Texas A&M	3 2							
184 A	Tennessee	3 0	34 A	LSU	3 1							

Non-Div. I Games:

Florida



Average RPI Win:		68	WON-LOST RECORD		WINNING PCT. RANK		LAST 10 GAMES		STRENGTH OF SCHEDULE		OPP. STRENGTH OF SCHEDULE		TEAM RPI		ADJ RPI		CONF. RPI		ADJ CONF. RPI				
DIV. I ONLY		27- 6		.81818		17		9- 1		5		5		6		.70517		6		2		2	
DIV. I NON-CONF.		10- 3		.76923		46		3- 1		6		10		8		.68675		8		2		2	
TOTALS		RPI 1-25		RPI 26-50		W-L RECORDS		RPI 51-100		RPI 101-150		RPI 150+											
27- 6		3- 6		12- 0		OVERALL		6- 0		3- 0		3- 0											
14- 1		2- 1		5- 0		HOME		3- 0		2- 0		2- 0											
9- 3		0- 3		6- 0		AWAY		2- 0		1- 0		0- 0											
4- 2		1- 2		1- 0		NEUTRAL		1- 0		0- 0		1- 0											
10- 3		2- 3		1- 0		NON-CONFERENCE		3- 0		1- 0		3- 0											
5- 0		1- 0		0- 0		HOME		1- 0		1- 0		2- 0											
1- 1		0- 1		0- 0		AWAY		1- 0		0- 0		0- 0											
4- 2		1- 2		1- 0		NEUTRAL		1- 0		0- 0		1- 0											
17- 3		1- 3		11- 0		CONFERENCE		3- 0		2- 0		0- 0											
9- 1		1- 1		5- 0		HOME		2- 0		1- 0		0- 0											
8- 2		0- 2		6- 0		AWAY		1- 0		1- 0		0- 0											
0- 0		0- 0		0- 0		NEUTRAL		0- 0		0- 0		0- 0											
RPI	S	Opponent		Score		RPI	S	Opponent		Score		RPI	S	Opponent		Score							
1	N	Penn St.		2	3	26	A	Arizona		3	0	51	H	Arizona St.		3	0						
2	A	Texas		1	3	28	A	Utah		3	0	56	H	St. Mary's (CA)		3	1						
3	A	Washington		2	3	28	H	Utah		3	0	62	A	UC Santa Barbara		3	0						
3	H	Washington		3	0	31	A	Oregon		3	1	67	A	Washington St.		3	0						
4	N	Florida		1	3	31	H	Oregon		3	0	67	H	Washington St.		3	0						
7	A	Southern California		0	3	35	A	California		3	1	99	N	Army		3	0						
7	H	Southern California		2	3	35	H	California		3	1												
10	N	Minnesota		3	0	45	N	Yale		3	0												
19	H	Oklahoma		3	0	47	A	Colorado		3	0												
						47	H	Colorado		3	0												
						48	A	UCLA		3	0												
						48	H	UCLA		3	1												
LAST 10 GAMES																							
						1	N	Penn St.		2	3	26	A	Arizona		3	0						
						10	N	Minnesota		3	0	67	H	Washington St.		3	0						
						19	H	Oklahoma		3	0	3	H	Washington		3	0						
						187	H	Hampton		3	0	138	A	Oregon St.		3	0						
						35	H	California		3	1	31	A	Oregon		3	1						

Non-Div. I Games:

Stanford

Average RPI Win:	75	WON-LOST	WINNING	LAST 10	STRENGTH OF	OPP. STRENGTH	TEAM	ADJ	CONF.	ADJ CONF.		
Average RPI Loss:	20	RECORD	PCT. RANK	GAMES	SCHEDULE	OF SCHEDULE	RPI	RPI	RPI	RPI		
DIV. I ONLY		29- 6	.82857	15	7- 3	9	16	7	.69936	7	2	2
DIV. I NON-CONF.		13- 1	.92857	7	3- 0	22	47	7	.69375	7	2	2
<hr/>												
TOTALS	RPI 1-25	RPI 26-50		W-L RECORDS		RPI 51-100		RPI 101-150		RPI 150+		
29- 6	5- 4	10- 1		OVERALL		7- 1		3- 0		4- 0		
14- 1	2- 1	6- 0		HOME		2- 0		2- 0		2- 0		
10- 4	3- 2	4- 1		AWAY		2- 1		1- 0		0- 0		
5- 1	0- 1	0- 0		NEUTRAL		3- 0		0- 0		2- 0		
<hr/>												
13- 1	3- 1	1- 0		NON-CONFERENCE		4- 0		1- 0		4- 0		
5- 0	1- 0	1- 0		HOME		0- 0		1- 0		2- 0		
3- 1	2- 1	0- 0		AWAY		1- 0		0- 0		0- 0		
5- 0	0- 0	0- 0		NEUTRAL		3- 0		0- 0		2- 0		
<hr/>												
16- 5	2- 3	9- 1		CONFERENCE		3- 1		2- 0		0- 0		
9- 1	1- 1	5- 0		HOME		2- 0		1- 0		0- 0		
7- 3	1- 1	4- 1		AWAY		1- 1		1- 0		0- 0		
0- 1	0- 1	0- 0		NEUTRAL		0- 0		0- 0		0- 0		
<hr/>												
RPI S	Opponent	Score	RPI S	Opponent	Score	RPI S	Opponent	Score	RPI S	Opponent	Score	
3 A	Washington	1 3	26 A	Arizona	0 3	51 A	Arizona St.	3 0	110 H	UC Irvine	3 0	
3 H	Washington	1 3	26 H	Arizona	3 0	51 H	Arizona St.	3 0	138 A	Oregon St.	3 0	
3 N	Washington	2 3	28 A	Utah	3 0	55 N	Western Ky.	3 0	138 H	Oregon St.	3 0	
6 A	Stanford	3 2	31 A	Oregon	3 0	62 N	UC Santa Barbara	3 1	191 H	Cal St. Fullerton	3 0	
6 H	Stanford	3 0	31 H	Oregon	3 0	67 A	Washington St.	2 3	199 H	New Hampshire	3 0	
11 A	Marquette	3 0	32 H	Cal St. Northridge	3 0	67 H	Washington St.	3 0	230 N	Eastern Wash.	3 0	
15 A	San Diego	1 3	35 A	California	3 1	75 A	Northern Ill.	3 1	284 N	Alabama A&M	3 0	
21 A	Purdue	3 1	35 H	California	3 2	92 N	TCU	3 1				
25 H	BYU	3 1	47 H	Colorado	3 0							
			48 A	UCLA	3 0							
			48 H	UCLA	3 1							
LAST 10 GAMES												
			3 N	Washington	2 3	48 A	UCLA	3 0				
			25 H	BYU	3 1	51 H	Arizona St.	3 0				
			32 H	Cal St. Northridge	3 0	26 H	Arizona	3 0				
			199 H	New Hampshire	3 0	67 A	Washington St.	2 3				
			47 H	Colorado	3 0	3 A	Washington	1 3				

Non-Div. I Games:

Southern California

Average RPI Win:	72	WON-LOST RECORD	WINNING PCT. RANK	LAST 10 GAMES	STRENGTH OF SCHEDULE	OPP. STRENGTH OF SCHEDULE	TEAM RPI	ADJ RPI	CONF. RPI	ADJ CONF. RPI					
DIV. I ONLY		26- 7	.78788	25	7- 3	18	3	10	.68947	8	1	1			
DIV. I NON-CONF.		10- 3	.76923	46	3- 1	21	16	19	.661	16	1	1			
<hr/>															
TOTALS	RPI 1-25	RPI 26-50		W-L RECORDS		RPI 51-100		RPI 101-150		RPI 150+					
26- 7	8- 6	6- 0		OVERALL		3- 1		6- 0		3- 0					
16- 3	5- 3	4- 0		HOME		2- 0		4- 0		1- 0					
9- 3	3- 3	2- 0		AWAY		1- 0		2- 0		1- 0					
1- 1	0- 0	0- 0		NEUTRAL		0- 1		0- 0		1- 0					
<hr/>															
10- 3	1- 2	3- 0		NON-CONFERENCE		1- 1		2- 0		3- 0					
8- 1	1- 1	3- 0		HOME		1- 0		2- 0		1- 0					
1- 1	0- 1	0- 0		AWAY		0- 0		0- 0		1- 0					
1- 1	0- 0	0- 0		NEUTRAL		0- 1		0- 0		1- 0					
<hr/>															
16- 4	7- 4	3- 0		CONFERENCE		2- 0		4- 0		0- 0					
8- 2	4- 2	1- 0		HOME		1- 0		2- 0		0- 0					
8- 2	3- 2	2- 0		AWAY		1- 0		2- 0		0- 0					
0- 0	0- 0	0- 0		NEUTRAL		0- 0		0- 0		0- 0					
<hr/>															
RPI S	Opponent	Score		RPI S	Opponent	Score		RPI S	Opponent	Score		RPI S	Opponent	Score	
1 H	Penn St.	1	3	27 H	Iowa St.	3	0	56 H	St. Mary's (CA)	3	1	113 H	Dayton	3	0
2 A	Texas	2	3	31 H	Oregon	3	0	59 A	Northwestern	3	1	119 A	Iowa	3	0
2 H	Texas	0	3	33 A	Michigan	3	2	59 H	Northwestern	3	2	119 H	Iowa	3	0
9 A	Wisconsin	3	1	33 H	Michigan	3	1	65 N	Auburn	1	3	122 A	Indiana	3	0
9 H	Wisconsin	3	2	36 H	Georgia	3	0					122 H	Indiana	3	0
10 A	Minnesota	3	2	43 A	Ohio St.	3	1					143 H	Villanova	3	1
10 H	Minnesota	3	0									154 H	Fairfield	3	0
15 H	San Diego	3	0									198 A	Saint Louis	3	0
16 A	Illinois	3	0									288 N	La.-Monroe	3	0
16 H	Illinois	3	0												
21 A	Purdue	0	3												
21 H	Purdue	1	3												
22 A	Michigan St.	1	3												
22 H	Michigan St.	3	0												
<hr/>															
				LAST 10 GAMES											
				2 H Texas 0 3				119 A Iowa 3 0							
				15 H San Diego 3 0				122 A Indiana 3 0							
				31 H Oregon 3 0				21 A Purdue 0 3							
				154 H Fairfield 3 0				33 H Michigan 3 1							
				1 H Penn St. 1 3				22 H Michigan St. 3 0							

Non-Div. I Games:

Nebraska





Average RPI Win:		101	WON-LOST RECORD		WINNING PCT. RANK	LAST 10 GAMES		STRENGTH OF SCHEDULE		OPP. STRENGTH OF SCHEDULE	TEAM RPI	ADJ RPI	CONF. RPI	ADJ CONF. RPI
Average RPI Loss:		7												
DIV. I ONLY			29- 7		.80556	22		19		23	11	.68054	10	1
DIV. I NON-CONF.			14- 2		.875	19		40		117	18	.65577	21	1
TOTALS		RPI 1-25	RPI 26-50		W-L RECORDS		RPI 51-100		RPI 101-150		RPI 150+			
29- 7		7- 7	6- 0		OVERALL		2- 0		6- 0		8- 0			
13- 2		4- 2	3- 0		HOME		2- 0		2- 0		2- 0			
10- 4		3- 4	2- 0		AWAY		0- 0		4- 0		1- 0			
6- 1		0- 1	1- 0		NEUTRAL		0- 0		0- 0		5- 0			
14- 2		1- 2	2- 0		NON-CONFERENCE		1- 0		2- 0		8- 0			
5- 0		1- 0	1- 0		HOME		1- 0		0- 0		2- 0			
3- 1		0- 1	0- 0		AWAY		0- 0		2- 0		1- 0			
6- 1		0- 1	1- 0		NEUTRAL		0- 0		0- 0		5- 0			
15- 5		6- 5	4- 0		CONFERENCE		1- 0		4- 0		0- 0			
8- 2		3- 2	2- 0		HOME		1- 0		2- 0		0- 0			
7- 3		3- 3	2- 0		AWAY		0- 0		2- 0		0- 0			
0- 0		0- 0	0- 0		NEUTRAL		0- 0		0- 0		0- 0			
RPI	S	Opponent	Score		RPI	S	Opponent	Score		RPI	S	Opponent	Score	
1	A	Penn St.	2	3	33	A	Michigan	3	0	59	H	Northwestern	3	1
1	H	Penn St.	0	3	33	H	Michigan	3	1	64	H	Ball St.	3	0
6	N	Stanford	0	3	40	N	Louisville	3	0					
8	A	Nebraska	0	3	43	A	Ohio St.	3	0					
8	H	Nebraska	2	3	43	H	Ohio St.	3	0					
9	A	Wisconsin	1	3	47	H	Colorado	3	2					
9	H	Wisconsin	3	1										
13	A	Kentucky	2	3										
14	H	Duke	3	0										
16	A	Illinois	3	0										
21	A	Purdue	3	2										
21	H	Purdue	3	0										
22	A	Michigan St.	3	1										
22	H	Michigan St.	3	2										
LAST 10 GAMES														
6	N	Stanford	0	3	22	A	Michigan St.	3	1					
47	H	Colorado	3	2	33	A	Michigan	3	0					
155	H	Radford	3	0	1	H	Penn St.	0	3					
16	A	Illinois	3	0	43	H	Ohio St.	3	0					
9	H	Wisconsin	3	1	8	H	Nebraska	2	3					

Non-Div. I Games:

Minnesota



Average RPI Win:	93	WON-LOST RECORD	WINNING PCT. RANK	LAST 10 GAMES	STRENGTH OF SCHEDULE	OPP. STRENGTH OF SCHEDULE	TEAM RPI	ADJ RPI	CONF. RPI	ADJ CONF. RPI					
DIV. I ONLY		25- 8	.75758	33	7- 3	16	19	14	.66225	12	3	3			
DIV. I NON-CONF.		13- 4	.76471	51	3- 1	23	14	20	.66023	17	4	3			
<hr/>															
TOTALS	RPI 1-25	RPI 26-50		W-L RECORDS		RPI 51-100		RPI 101-150		RPI 150+					
25- 8	3- 5	5- 3		OVERALL		10- 0		2- 0		5- 0					
12- 3	2- 1	2- 2		HOME		4- 0		2- 0		2- 0					
10- 3	1- 3	3- 0		AWAY		4- 0		0- 0		2- 0					
3- 2	0- 1	0- 1		NEUTRAL		2- 0		0- 0		1- 0					
13- 4	2- 2	4- 2		NON-CONFERENCE		2- 0		2- 0		3- 0					
6- 1	1- 0	2- 1		HOME		0- 0		2- 0		1- 0					
4- 1	1- 1	2- 0		AWAY		0- 0		0- 0		1- 0					
3- 2	0- 1	0- 1		NEUTRAL		2- 0		0- 0		1- 0					
12- 4	1- 3	1- 1		CONFERENCE		8- 0		0- 0		2- 0					
6- 2	1- 1	0- 1		HOME		4- 0		0- 0		1- 0					
6- 2	0- 2	1- 0		AWAY		4- 0		0- 0		1- 0					
0- 0	0- 0	0- 0		NEUTRAL		0- 0		0- 0		0- 0					
RPI	S	Opponent	Score	RPI	S	Opponent	Score	RPI	S	Opponent	Score				
2	A	Texas	1 3	26	A	Arizona	3 1	58	A	Kansas St.	3 0	111	H	Notre Dame	3 1
2	H	Texas	1 3	27	A	Iowa St.	3 1	58	H	Kansas St.	3 1	141	H	Denver	3 1
3	N	Washington	0 3	27	H	Iowa St.	2 3	74	A	West Virginia	3 1	156	A	UMKC	3 1
9	A	Wisconsin	3 2	36	H	Georgia	3 0	74	H	West Virginia	3 0	209	A	Texas Tech	3 0
18	A	Creighton	1 3	38	H	Wichita St.	3 1	77	N	Milwaukee	3 0	209	H	Texas Tech	3 0
18	H	Creighton	3 1	44	A	Arkansas	3 2	85	N	Bowling Green	3 2	224	H	North Dakota St.	3 0
19	A	Oklahoma	1 3	44	H	Arkansas	2 3	92	A	TCU	3 1	263	N	Morgan St.	3 0
19	H	Oklahoma	3 0	46	N	Central Ark.	1 3	92	H	TCU	3 0				
								94	A	Baylor	3 1				
								94	H	Baylor	3 0				
				LAST 10 GAMES											
				3	N	Washington	0 3	209	H	Texas Tech	3 0				
				18	H	Creighton	3 1	27	A	Iowa St.	3 1				
				38	H	Wichita St.	3 1	58	H	Kansas St.	3 1				
				19	A	Oklahoma	1 3	2	A	Texas	1 3				
				141	H	Denver	3 1	74	H	West Virginia	3 0				

Non-Div. I Games:

Kansas

Average RPI Win: 86		WON-LOST	WINNING	LAST 10	STRENGTH OF		OPP. STRENGTH	TEAM	ADJ	CONF.	ADJ CONF.
Average RPI Loss: 20		RECORD	PCT. RANK	GAMES	SCHEDULE		OF SCHEDULE	RPI	RPI	RPI	RPI
DIV. I ONLY		22- 9	.70968	47	6		27	13	.65967	13	4
DIV. I NON-CONF.		9- 4	.69231	72	5		26	16	.66263	15	3
TOTALS		RPI 1-25	RPI 26-50		W-L RECORDS		RPI 51-100		RPI 101-150		RPI 150+
22- 9		1- 7	6- 1		OVERALL		7- 1		6- 0		2- 0
14- 4		1- 3	4- 0		HOME		4- 1		3- 0		2- 0
8- 3		0- 2	2- 1		AWAY		3- 0		3- 0		0- 0
0- 2		0- 2	0- 0		NEUTRAL		0- 0		0- 0		0- 0
9- 4		1- 3	1- 0		NON-CONFERENCE		6- 1		0- 0		1- 0
7- 2		1- 1	1- 0		HOME		4- 1		0- 0		1- 0
2- 0		0- 0	0- 0		AWAY		2- 0		0- 0		0- 0
0- 2		0- 2	0- 0		NEUTRAL		0- 0		0- 0		0- 0
13- 5		0- 4	5- 1		CONFERENCE		1- 0		6- 0		1- 0
7- 2		0- 2	3- 0		HOME		0- 0		3- 0		1- 0
6- 3		0- 2	2- 1		AWAY		1- 0		3- 0		0- 0
0- 0		0- 0	0- 0		NEUTRAL		0- 0		0- 0		0- 0
RPI S	Opponent	Score	RPI S	Opponent	Score	RPI S	Opponent	Score	RPI S	Opponent	Score
4 A	Florida	0 3	29 H	Texas A&M	3 0	52 H	VCU	3 2	114 A	Ole Miss	3 0
4 H	Florida	2 3	34 H	LSU	3 2	65 A	Auburn	3 0	114 H	Ole Miss	3 0
5 A	Missouri	0 3	36 A	Georgia	2 3	69 A	Lipscomb	3 0	129 A	South Carolina	3 0
5 H	Missouri	0 3	40 H	Louisville	3 2	71 H	Pepperdine	0 3	129 H	South Carolina	3 0
10 H	Minnesota	3 2	41 A	Alabama	3 1	76 H	East Tenn. St.	3 0	136 A	Mississippi St.	3 0
16 N	Illinois	2 3	41 H	Alabama	3 1	80 A	Long Beach St.	3 0	136 H	Mississippi St.	3 0
17 N	Florida St.	0 3	44 A	Arkansas	3 1	90 H	Duquesne	3 0	184 H	Tennessee	3 0
22 H	Michigan St.	1 3				97 H	Morehead St.	3 0	190 H	Liberty	3 0
LAST 10 GAMES											
22 H	Michigan St.	1 3	114 A	Ole Miss	3 0						
90 H	Duquesne	3 0	136 A	Mississippi St.	3 0						
4 H	Florida	2 3	34 H	LSU	3 2						
5 H	Missouri	0 3	129 H	South Carolina	3 0						
29 H	Texas A&M	3 0	5 A	Missouri	0 3						

Non-Div. I Games:

Kentucky



Average RPI Win:		104	WON-LOST RECORD		WINNING PCT. RANK		LAST 10 GAMES		STRENGTH OF SCHEDULE		OPP. STRENGTH OF SCHEDULE		TEAM RPI		ADJ RPI		CONF. RPI		ADJ CONF. RPI	
DIV. I ONLY			26- 4		.86667 11		9- 1		47		39		15		.65655 15		7		7	
DIV. I NON-CONF.			10- 2		.83333 29		2- 1		10		2		6		.70257 5		5		5	
TOTALS		RPI 1-25		RPI 26-50		W-L RECORDS		RPI 51-100		RPI 101-150		RPI 150+								
26- 4		4- 3		2- 0		OVERALL		6- 1		8- 0		6- 0								
14- 1		2- 0		1- 0		HOME		4- 1		4- 0		3- 0								
10- 2		1- 2		1- 0		AWAY		2- 0		4- 0		2- 0								
2- 1		1- 1		0- 0		NEUTRAL		0- 0		0- 0		1- 0								
10- 2		3- 2		2- 0		NON-CONFERENCE		3- 0		0- 0		2- 0								
6- 0		1- 0		1- 0		HOME		3- 0		0- 0		1- 0								
2- 1		1- 1		1- 0		AWAY		0- 0		0- 0		0- 0								
2- 1		1- 1		0- 0		NEUTRAL		0- 0		0- 0		1- 0								
16- 2		1- 1		0- 0		CONFERENCE		3- 1		8- 0		4- 0								
8- 1		1- 0		0- 0		HOME		1- 1		4- 0		2- 0								
8- 1		0- 1		0- 0		AWAY		2- 0		4- 0		2- 0								
0- 0		0- 0		0- 0		NEUTRAL		0- 0		0- 0		0- 0								
RPI S	Opponent		Score		RPI S	Opponent		Score		RPI S	Opponent		Score		RPI S	Opponent		Score		
2 N	Texas		2	3	26 H	Arizona		3	0	56 A	St. Mary's (CA)		3	0	115 A	Pacific		3	0	
7 H	Southern California		3	1	27 A	Iowa St.		3	1	56 H	St. Mary's (CA)		2	3	115 H	Pacific		3	0	
8 A	Nebraska		0	3						62 H	UC Santa Barbara		3	0	116 A	Loyola Marymount		3	1	
16 N	Illinois		3	1						62 H	UC Santa Barbara		3	0	116 H	Loyola Marymount		3	2	
20 A	Hawaii		3	2						71 A	Pepperdine		3	0	117 A	San Francisco		3	2	
25 A	BYU		0	3						71 H	Pepperdine		3	0	117 H	San Francisco		3	0	
25 H	BYU		3	2						89 H	San Diego St.		3	0	127 A	Santa Clara		3	1	
															127 H	Santa Clara		3	0	
															152 A	Gonzaga		3	0	
															152 H	Gonzaga		3	0	
															157 N	UTEP		3	1	
															230 H	Eastern Wash.		3	0	
															268 A	Portland		3	1	
															268 H	Portland		3	0	
				LAST 10 GAMES																
8 A	Nebraska		0	3	268 H	Portland		3	0											
26 H	Arizona		3	0	117 A	San Francisco		3	2											
62 H	UC Santa Barbara		3	0	127 A	Santa Clara		3	1											
25 H	BYU		3	2	116 A	Loyola Marymount		3	1											
152 H	Gonzaga		3	0	71 H	Pepperdine		3	0											

Non-Div. I Games:

San Diego

Average RPI Win: 53		WON-LOST	WINNING	LAST 10	STRENGTH OF		OPP. STRENGTH	TEAM	ADJ	CONF.	ADJ CONF.
Average RPI Loss: 19		RECORD	PCT. RANK	GAMES	SCHEDULE		OF SCHEDULE	RPI	RPI	RPI	RPI
DIV. I ONLY		18- 15	.54545	139	7- 3		1	1	21	.6538	16
DIV. I NON-CONF.		6- 6	.5	166	2- 0		1	3	13	.67576	9
TOTALS		RPI 1-25	RPI 26-50		W-L RECORDS		RPI 51-100		RPI 101-150		RPI 150+
18- 15	6- 13	5- 0		OVERALL		3- 2		4- 0		0- 0	
10- 6	3- 6	2- 0		HOME		3- 0		2- 0		0- 0	
6- 8	1- 6	3- 0		AWAY		0- 2		2- 0		0- 0	
2- 1	2- 1	0- 0		NEUTRAL		0- 0		0- 0		0- 0	
6- 6	3- 5	1- 0		NON-CONFERENCE		2- 1		0- 0		0- 0	
3- 2	1- 2	0- 0		HOME		2- 0		0- 0		0- 0	
1- 3	0- 2	1- 0		AWAY		0- 1		0- 0		0- 0	
2- 1	2- 1	0- 0		NEUTRAL		0- 0		0- 0		0- 0	
12- 9	3- 8	4- 0		CONFERENCE		1- 1		4- 0		0- 0	
7- 4	2- 4	2- 0		HOME		1- 0		2- 0		0- 0	
5- 5	1- 4	2- 0		AWAY		0- 1		2- 0		0- 0	
0- 0	0- 0	0- 0		NEUTRAL		0- 0		0- 0		0- 0	
RPI S	Opponent	Score		RPI S	Opponent	Score		RPI S	Opponent	Score	
1 A	Penn St.	1	3	27 A	Iowa St.	3	0	51 H	Arizona St.	3	2
1 H	Penn St.	2	3	33 A	Michigan	3	2	59 A	Northwestern	2	3
2 H	Texas	2	3	33 H	Michigan	3	2	59 H	Northwestern	3	0
3 H	Washington	1	3	43 A	Ohio St.	3	1	80 A	Long Beach St.	1	3
8 A	Nebraska	0	3	43 H	Ohio St.	3	1	97 H	Morehead St.	3	0
8 H	Nebraska	0	3								
9 A	Wisconsin	3	1								
10 H	Minnesota	0	3								
11 H	Marquette	3	1								
13 N	Kentucky	3	2								
14 A	Duke	1	3								
15 N	San Diego	1	3								
17 N	Florida St.	3	0								
21 A	Purdue	1	3								
21 H	Purdue	3	0								
21 H	Purdue	0	3								
22 A	Michigan St.	0	3								
22 H	Michigan St.	3	1								
24 A	North Carolina	0	3								
				LAST 10 GAMES							
21 H	Purdue	0	3	1 A	Penn St.	1	3				
11 H	Marquette	3	1	43 A	Ohio St.	3	1				
97 H	Morehead St.	3	0	21 H	Purdue	3	0				
10 H	Minnesota	0	3	122 H	Indiana	3	0				
59 H	Northwestern	3	0	22 H	Michigan St.	3	1				

Non-Div. I Games:

Illinois



[illegible]

**Non-Div. I Games:**

Florida St.



Average RPI Win:	96	WON-LOST RECORD	WINNING PCT. RANK	LAST 10 GAMES	STRENGTH OF SCHEDULE	OPP. STRENGTH OF SCHEDULE	TEAM RPI	ADJ RPI	CONF. RPI	ADJ CONF. RPI		
DIV. I ONLY		24- 8	.75	35	6- 4	25	33	17	.6473	19	3	3
DIV. I NON-CONF.		13- 3	.8125	34	1- 1	35	42	23	.65328	23	4	3
<hr/>												
TOTALS	RPI 1-25	RPI 26-50		W-L RECORDS		RPI 51-100		RPI 101-150		RPI 150+		
24- 8	2- 4	4- 1		OVERALL		14- 2		0- 1		4- 0		
10- 2	1- 1	2- 0		HOME		5- 1		0- 0		2- 0		
8- 5	0- 3	1- 1		AWAY		6- 1		0- 0		1- 0		
6- 1	1- 0	1- 0		NEUTRAL		3- 0		0- 1		1- 0		
13- 3	1- 1	3- 0		NON-CONFERENCE		7- 1		0- 1		2- 0		
3- 1	0- 0	1- 0		HOME		1- 1		0- 0		1- 0		
4- 1	0- 1	1- 0		AWAY		3- 0		0- 0		0- 0		
6- 1	1- 0	1- 0		NEUTRAL		3- 0		0- 1		1- 0		
11- 5	1- 3	1- 1		CONFERENCE		7- 1		0- 0		2- 0		
7- 1	1- 1	1- 0		HOME		4- 0		0- 0		1- 0		
4- 4	0- 2	0- 1		AWAY		3- 1		0- 0		1- 0		
0- 0	0- 0	0- 0		NEUTRAL		0- 0		0- 0		0- 0		
RPI S	Opponent	Score	RPI S	Opponent	Score	RPI S	Opponent	Score	RPI S	Opponent	Score	
2 A	Texas	0 3	27 A	Iowa St.	0 3	53 H	Miami (FL)	0 3	115 N	Pacific	2 3	
2 H	Texas	1 3	27 H	Iowa St.	3 2	58 A	Kansas St.	0 3	209 A	Texas Tech	3 1	
6 A	Stanford	0 3	37 A	Tulsa	3 2	58 H	Kansas St.	3 1	209 H	Texas Tech	3 1	
12 A	Kansas	0 3	41 N	Alabama	3 1	59 N	Northwestern	3 1	284 N	Alabama A&M	3 0	
12 H	Kansas	3 1	44 H	Arkansas	3 0	70 A	Missouri St.	3 0	293 H	Neb. Omaha	3 0	
25 N	BYU	3 2				74 A	West Virginia	3 1				
						74 H	West Virginia	3 0				
						77 N	Milwaukee	3 0				
						83 A	Portland St.	3 1				
						84 H	LIU Brooklyn	3 1				
						87 N	Middle Tenn.	3 0				
						92 A	TCU	3 2				
						92 H	TCU	3 0				
						94 A	Baylor	3 0				
						94 H	Baylor	3 0				
						95 A	Western Mich.	3 0				
LAST 10 GAMES												
6 A	Stanford	0 3	94 H	Baylor	3 0							
41 N	Alabama	3 1	92 H	TCU	3 0							
12 H	Kansas	3 1	27 A	Iowa St.	0 3							
74 A	West Virginia	3 1	58 A	Kansas St.	0 3							
209 A	Texas Tech	3 1	2 H	Texas	1 3							

Non-Div. I Games:

Oklahoma

Average RPI Win:		112	WON-LOST RECORD		WINNING PCT. RANK		LAST 10 GAMES		STRENGTH OF SCHEDULE		OPP. STRENGTH OF SCHEDULE		TEAM RPI		ADJ RPI		CONF. RPI		ADJ CONF. RPI				
DIV. I ONLY		25- 5		.83333		14		9- 1		38		59		18		.6437		20		8		8	
DIV. I NON-CONF.		12- 2		.85714		20		1- 1		9		18		5		.70013		6		8		8	
TOTALS		RPI 1-25		RPI 26-50		W-L RECORDS		RPI 51-100		RPI 101-150		RPI 150+											
25- 5		2- 2		4- 1		OVERALL		6- 1		6- 1		7- 0											
16- 3		1- 2		3- 0		HOME		4- 1		4- 0		4- 0											
7- 2		0- 0		1- 1		AWAY		2- 0		1- 1		3- 0											
2- 0		1- 0		0- 0		NEUTRAL		0- 0		1- 0		0- 0											
12- 2		2- 2		3- 0		NON-CONFERENCE		3- 0		3- 0		1- 0											
9- 2		1- 2		2- 0		HOME		3- 0		2- 0		1- 0											
1- 0		0- 0		1- 0		AWAY		0- 0		0- 0		0- 0											
2- 0		1- 0		0- 0		NEUTRAL		0- 0		1- 0		0- 0											
13- 3		0- 0		1- 1		CONFERENCE		3- 1		3- 1		6- 0											
7- 1		0- 0		1- 0		HOME		1- 1		2- 0		3- 0											
6- 2		0- 0		0- 1		AWAY		2- 0		1- 1		3- 0											
0- 0		0- 0		0- 0		NEUTRAL		0- 0		0- 0		0- 0											
RPI	S	Opponent		Score		RPI	S	Opponent		Score		RPI	S	Opponent		Score							
2	H	Texas		3	1	26	H	Arizona		3	1	59	H	Northwestern		3	0						
15	H	San Diego		2	3	32	A	Cal St. Northridge		2	3	62	A	UC Santa Barbara		3	2						
18	N	Creighton		3	2	32	H	Cal St. Northridge		3	0	62	H	UC Santa Barbara		2	3						
25	H	BYU		0	3	38	A	Wichita St.		3	0	80	A	Long Beach St.		3	0						
						48	H	UCLA		3	0	80	H	Long Beach St.		3	1						
												83	H	Portland St.		3	0						
												93	H	New Mexico St.		3	0						
														Idaho St.		3	1						
														UC Irvine		3	1						
														UC Irvine		3	0						
														Santa Clara		3	1						
														South Dakota		3	0						
														UC Davis		2	3						
														UC Davis		3	0						
														UTEP		3	0						
														Cal Poly		3	0						
														Cal Poly		3	0						
														Cal St. Fullerton		3	0						
														Cal St. Fullerton		3	0						
														UC Riverside		3	0						
														UC Riverside		3	0						
						LAST 10 GAMES																	
						25	H	BYU		0	3	149	H	UC Davis		3	0						
						101	H	Idaho St.		3	1	62	A	UC Santa Barbara		3	2						
						191	A	Cal St. Fullerton		3	0	164	A	Cal Poly		3	0						
						287	A	UC Riverside		3	0	80	H	Long Beach St.		3	1						
						32	H	Cal St. Northridge		3	0	110	H	UC Irvine		3	0						

Non-Div. I Games:

Hawaii

Average RPI Win: 93		WON-LOST	WINNING	LAST 10	STRENGTH OF		OPP. STRENGTH	TEAM	ADJ	CONF.	ADJ CONF.
Average RPI Loss: 23		RECORD	PCT. RANK	GAMES	SCHEDULE		OF SCHEDULE	RPI	RPI	RPI	RPI
DIV. I ONLY		23- 12	.65714	63	7- 3		20	9	23	.6424	21
DIV. I NON-CONF.		11- 2	.84615	27	2- 0		47	80	26	.6452	25
TOTALS		RPI 1-25	RPI 26-50		W-L RECORDS		RPI 51-100		RPI 101-150		RPI 150+
23- 12		7- 8	3- 1		OVERALL		2- 3		6- 0		5- 0
11- 5		4- 3	1- 0		HOME		0- 2		2- 0		4- 0
7- 6		2- 4	1- 1		AWAY		0- 1		4- 0		0- 0
5- 1		1- 1	1- 0		NEUTRAL		2- 0		0- 0		1- 0
11- 2		1- 1	1- 0		NON-CONFERENCE		2- 1		2- 0		5- 0
4- 2		0- 1	0- 0		HOME		0- 1		0- 0		4- 0
2- 0		0- 0	0- 0		AWAY		0- 0		2- 0		0- 0
5- 0		1- 0	1- 0		NEUTRAL		2- 0		0- 0		1- 0
12- 10		6- 7	2- 1		CONFERENCE		0- 2		4- 0		0- 0
7- 3		4- 2	1- 0		HOME		0- 1		2- 0		0- 0
5- 6		2- 4	1- 1		AWAY		0- 1		2- 0		0- 0
0- 1		0- 1	0- 0		NEUTRAL		0- 0		0- 0		0- 0
RPI S	Opponent	Score	RPI S	Opponent	Score	RPI S	Opponent	Score	RPI S	Opponent	Score
1 A	Penn St.	0 3	33 A	Michigan	3 1	55 H	Western Ky.	2 3	111 A	Notre Dame	3 2
1 H	Penn St.	2 3	43 A	Ohio St.	1 3	59 A	Northwestern	1 3	119 A	Iowa	3 0
5 N	Missouri	3 1	43 H	Ohio St.	3 0	59 H	Northwestern	2 3	119 H	Iowa	3 1
7 H	Southern California	1 3	46 N	Central Ark.	3 0	82 N	Pittsburgh	3 2	122 A	Indiana	3 0
8 A	Nebraska	3 1				85 N	Bowling Green	3 0	122 H	Indiana	3 0
8 H	Nebraska	3 0							135 A	South Fla.	3 0
9 A	Wisconsin	0 3							167 H	Syracuse	3 0
9 H	Wisconsin	3 2							175 H	FIU	3 0
9 N	Wisconsin	1 3							189 N	Fla. Atlantic	3 0
10 A	Minnesota	0 3							233 H	Northern Ky.	3 1
10 H	Minnesota	2 3							284 H	Alabama A&M	3 0
16 A	Illinois	3 0									
16 A	Illinois	0 3									
16 H	Illinois	3 1									
22 H	Michigan St.	3 2									
LAST 10 GAMES											
9 N	Wisconsin	1 3	122 A	Indiana	3 0						
16 A	Illinois	3 0	119 H	Iowa	3 1						
5 N	Missouri	3 1	8 H	Nebraska	3 0						
46 N	Central Ark.	3 0	16 A	Illinois	0 3						
22 H	Michigan St.	3 2	59 A	Northwestern	1 3						

Non-Div. I Games:

Purdue



Average RPI Win: Average RPI Loss:	134 61	WON-LOST RECORD	WINNING PCT. RANK	LAST 10 GAMES	STRENGTH OF SCHEDULE	OPP. STRENGTH OF SCHEDULE	TEAM RPI	ADJ RPI	CONF. RPI	ADJ CONF. RPI		
DIV. I ONLY		28- 2	.93333	3	8- 2	113	85	20	.63235	23	10	10
DIV. I NON-CONF.		9- 1	.9	14	0- 1	64	29	17	.65606	20	9	9
<hr/>												
TOTALS	RPI 1-25	RPI 26-50			W-L RECORDS		RPI 51-100		RPI 101-150		RPI 150+	
28- 2	0- 0	1- 1			OVERALL		10- 1		9- 0		8- 0	
14- 1	0- 0	1- 0			HOME		4- 1		4- 0		5- 0	
12- 0	0- 0	0- 0			AWAY		4- 0		5- 0		3- 0	
2- 1	0- 0	0- 1			NEUTRAL		2- 0		0- 0		0- 0	
<hr/>												
9- 1	0- 0	1- 1			NON-CONFERENCE		5- 0		1- 0		2- 0	
5- 0	0- 0	1- 0			HOME		2- 0		0- 0		2- 0	
2- 0	0- 0	0- 0			AWAY		1- 0		1- 0		0- 0	
2- 1	0- 0	0- 1			NEUTRAL		2- 0		0- 0		0- 0	
<hr/>												
19- 1	0- 0	0- 0			CONFERENCE		5- 1		8- 0		6- 0	
9- 1	0- 0	0- 0			HOME		2- 1		4- 0		3- 0	
10- 0	0- 0	0- 0			AWAY		3- 0		4- 0		3- 0	
0- 0	0- 0	0- 0			NEUTRAL		0- 0		0- 0		0- 0	
<hr/>												
RPI S	Opponent	Score	RPI S	Opponent	Score	RPI S	Opponent	Score	RPI S	Opponent	Score	
			29 H	Texas A&M	3 0	62 N	UC Santa Barbara	3 1	102 A	Fresno St.	3 0	
			32 N	Cal St. Northridge	2 3	68 A	New Mexico	3 2	102 H	Fresno St.	3 0	
						68 H	New Mexico	3 1	131 A	UNLV	3 2	
						70 H	Missouri St.	3 0	131 H	UNLV	3 0	
						71 A	Pepperdine	3 1	137 A	Wyoming	3 1	
						72 N	Virginia	3 1	137 H	Wyoming	3 0	
						81 A	Utah St.	3 2	141 A	Denver	3 1	
						81 H	Utah St.	3 1	146 A	Boise St.	3 0	
						89 A	San Diego St.	3 1	146 H	Boise St.	3 0	
						89 H	San Diego St.	2 3	164 H	Cal Poly	3 0	
						94 H	Baylor	3 0	181 H	Northern Colo.	3 0	
									218 A	Air Force	3 0	
									218 H	Air Force	3 0	
									238 A	San Jose St.	3 0	
									238 H	San Jose St.	3 0	
									273 A	Nevada	3 1	
									273 H	Nevada	3 0	
<hr/>												
LAST 10 GAMES												
			32 N	Cal St. Northridge	2 3	218 H	Air Force	3 0				
			131 H	UNLV	3 0	68 H	New Mexico	3 1				
			89 H	San Diego St.	2 3	273 H	Nevada	3 0				
			102 A	Fresno St.	3 0	137 A	Wyoming	3 1				
			238 A	San Jose St.	3 0	81 A	Utah St.	3 2				

**Non-Div. I Games:**

Colorado St.

Average RPI Win: 117		WON-LOST	WINNING	LAST 10	STRENGTH OF		OPP. STRENGTH	TEAM	ADJ	CONF.	ADJ CONF.				
Average RPI Loss: 27		RECORD	PCT. RANK	GAMES	SCHEDULE		OF SCHEDULE	RPI	RPI	RPI	RPI				
DIV. I ONLY		27- 5	.84375	13	7- 3		83	42	22	.62702	24	6	6		
DIV. I NON-CONF.		10- 1	.90909	13	0- 1		176	28	39	.61449	38	6	6		
TOTALS		RPI 1-25	RPI 26-50		W-L RECORDS		RPI 51-100		RPI 101-150		RPI 150+				
27- 5		1- 3	1- 1		OVERALL		8- 1		11- 0		6- 0				
14- 1		1- 1	0- 0		HOME		4- 0		6- 0		3- 0				
9- 3		0- 2	1- 0		AWAY		4- 1		2- 0		2- 0				
4- 1		0- 0	0- 1		NEUTRAL		0- 0		3- 0		1- 0				
10- 1		1- 0	1- 1		NON-CONFERENCE		1- 0		4- 0		3- 0				
5- 0		1- 0	0- 0		HOME		0- 0		2- 0		2- 0				
2- 0		0- 0	1- 0		AWAY		1- 0		0- 0		0- 0				
3- 1		0- 0	0- 1		NEUTRAL		0- 0		2- 0		1- 0				
17- 4		0- 3	0- 0		CONFERENCE		7- 1		7- 0		3- 0				
9- 1		0- 1	0- 0		HOME		4- 0		4- 0		1- 0				
7- 3		0- 2	0- 0		AWAY		3- 1		2- 0		2- 0				
1- 0		0- 0	0- 0		NEUTRAL		0- 0		1- 0		0- 0				
RPI S	Opponent	Score		RPI S	Opponent	Score		RPI S	Opponent	Score		RPI S	Opponent	Score	
14 A	Duke	2	3	35 N	California	0	3	53 A	Miami (FL)	2	3	104 A	Wake Forest	3	0
14 H	Duke	0	3	39 A	Ohio	3	2	57 A	North Carolina St.	3	0	104 H	Wake Forest	3	0
16 H	Illinois	3	0					57 H	North Carolina St.	3	0	111 H	Notre Dame	3	0
17 A	Florida St.	2	3					66 A	Virginia Tech	3	2	111 N	Notre Dame	3	0
								66 H	Virginia Tech	3	0	113 N	Dayton	3	0
								72 A	Virginia	3	0	117 N	San Francisco	3	1
								72 H	Virginia	3	1	120 H	Clemson	3	1
								82 H	Pittsburgh	3	1	122 H	Indiana	3	1
								87 A	Middle Tenn.	3	0	134 A	Maryland	3	2
												134 H	Maryland	3	2
												150 H	George Washington	3	0
												151 H	James Madison	3	0
												162 H	Georgia Tech	3	0
												167 A	Syracuse	3	0
												231 A	Boston College	3	0
												239 H	Albany (NY)	3	0
												270 N	Cincinnati	3	0
				LAST 10 GAMES											
				35 N	California	0	3	72 H	Virginia	3	1				
				14 A	Duke	2	3	66 H	Virginia Tech	3	0				
				104 A	Wake Forest	3	0	162 H	Georgia Tech	3	0				
				134 A	Maryland	3	2	120 H	Clemson	3	1				
				57 A	North Carolina St.	3	0	53 A	Miami (FL)	2	3				

Non-Div. I Games:

North Carolina



[illegible]

**Non-Div. I Games:**

BYU

Average RPI Win: 102		WON-LOST	WINNING	LAST 10	STRENGTH OF		OPP. STRENGTH	TEAM	ADJ	CONF.	ADJ CONF.
Average RPI Loss: 24		RECORD	PCT. RANK	GAMES	SCHEDULE		OF SCHEDULE	RPI	RPI	RPI	RPI
DIV. I ONLY		21- 13	.61765	88	5- 5		12	24	26	.62521	26
DIV. I NON-CONF.		11- 3	.78571	40	1- 1		19	106	21	.65136	24
TOTALS		RPI 1-25	RPI 26-50		W-L RECORDS		RPI 51-100		RPI 101-150		RPI 150+
21- 13		1- 7	6- 5		OVERALL		7- 1		2- 0		5- 0
16- 3		1- 3	6- 0		HOME		3- 0		1- 0		5- 0
2- 10		0- 4	0- 5		AWAY		1- 1		1- 0		0- 0
3- 0		0- 0	0- 0		NEUTRAL		3- 0		0- 0		0- 0
11- 3		0- 3	2- 0		NON-CONFERENCE		4- 0		0- 0		5- 0
8- 1		0- 1	2- 0		HOME		1- 0		0- 0		5- 0
0- 2		0- 2	0- 0		AWAY		0- 0		0- 0		0- 0
3- 0		0- 0	0- 0		NEUTRAL		3- 0		0- 0		0- 0
10- 10		1- 4	4- 5		CONFERENCE		3- 1		2- 0		0- 0
8- 2		1- 2	4- 0		HOME		2- 0		1- 0		0- 0
2- 8		0- 2	0- 5		AWAY		1- 1		1- 0		0- 0
0- 0		0- 0	0- 0		NEUTRAL		0- 0		0- 0		0- 0
RPI S	Opponent	Score	RPI S	Opponent	Score	RPI S	Opponent	Score	RPI S	Opponent	Score
3 A	Washington	1 3	28 A	Utah	1 3	51 A	Arizona St.	0 3	138 A	Oregon St.	3 0
3 H	Washington	0 3	28 H	Utah	3 0	51 H	Arizona St.	3 1	138 H	Oregon St.	3 1
6 H	Stanford	0 3	31 A	Oregon	2 3	59 N	Northwestern	3 1	165 H	Utah Valley	3 0
7 A	Southern California	0 3	31 H	Oregon	3 1	62 H	UC Santa Barbara	3 2	184 H	Eastern Ky.	3 0
7 H	Southern California	3 0	35 A	California	0 3	67 A	Washington St.	3 2	256 H	Loyola Maryland	3 0
12 H	Kansas	1 3	42 H	Butler	3 0	67 H	Washington St.	3 0	258 H	Wofford	3 0
15 A	San Diego	0 3	46 H	Central Ark.	3 1	83 N	Portland St.	3 1	263 H	Morgan St.	3 0
20 A	Hawaii	1 3	47 A	Colorado	0 3	93 N	New Mexico St.	3 0			
			47 H	Colorado	3 0						
			48 A	UCLA	0 3						
			48 H	UCLA	3 0						
LAST 10 GAMES											
15 A	San Diego	0 3	7 A	Southern California	0 3						
93 N	New Mexico St.	3 0	47 H	Colorado	3 0						
51 H	Arizona St.	3 1	28 H	Utah	3 0						
6 H	Stanford	0 3	3 H	Washington	0 3						
48 A	UCLA	0 3	67 H	Washington St.	3 0						

Non-Div. I Games:

Arizona

Average RPI Win:		104	WON-LOST RECORD		WINNING PCT. RANK		LAST 10 GAMES		STRENGTH OF SCHEDULE		OPP. STRENGTH OF SCHEDULE		TEAM RPI		ADJ RPI		CONF. RPI		ADJ CONF. RPI			
Average RPI Loss:		24																				
DIV. I ONLY			18- 10		.64286 75		6- 4		21		21		28		.62132 27		3		3			
DIV. I NON-CONF.			7- 5		.58333 132		1- 1		46		25		58		.58909 59		4		3			
TOTALS		RPI 1-25		RPI 26-50		W-L RECORDS		RPI 51-100		RPI 101-150		RPI 150+										
18- 10		2- 7		1- 1		OVERALL		8- 2		4- 0		3- 0										
7- 4		1- 4		0- 0		HOME		4- 0		1- 0		1- 0										
8- 4		1- 3		0- 0		AWAY		4- 1		2- 0		1- 0										
3- 2		0- 0		1- 1		NEUTRAL		0- 1		1- 0		1- 0										
7- 5		0- 3		1- 1		NON-CONFERENCE		1- 1		4- 0		1- 0										
1- 2		0- 2		0- 0		HOME		0- 0		1- 0		0- 0										
3- 1		0- 1		0- 0		AWAY		1- 0		2- 0		0- 0										
3- 2		0- 0		1- 1		NEUTRAL		0- 1		1- 0		1- 0										
11- 5		2- 4		0- 0		CONFERENCE		7- 1		0- 0		2- 0										
6- 2		1- 2		0- 0		HOME		4- 0		0- 0		1- 0										
5- 3		1- 2		0- 0		AWAY		3- 1		0- 0		1- 0										
0- 0		0- 0		0- 0		NEUTRAL		0- 0		0- 0		0- 0										
RPI	S	Opponent		Score		RPI	S	Opponent		Score		RPI	S	Opponent		Score						
2	A	Texas		1	3	29	N	Texas A&M		3	1	56	N	St. Mary's (CA)		1	3	112	A	North Dakota	3	0
2	H	Texas		1	3	47	N	Colorado		1	3	58	A	Kansas St.		0	3	113	N	Dayton	3	0
8	A	Nebraska		0	3							58	H	Kansas St.		3	0	119	A	Iowa	3	1
12	A	Kansas		3	2							61	A	UNI		3	2	130	H	South Dakota	3	0
12	H	Kansas		1	3							74	A	West Virginia		3	0	209	A	Texas Tech	3	0
15	H	San Diego		1	3							74	H	West Virginia		3	0	209	H	Texas Tech	3	2
16	H	Illinois		0	3							92	A	TCU		3	2	276	N	South Dakota St.	3	0
19	A	Oklahoma		2	3							92	H	TCU		3	0					
19	H	Oklahoma		3	0							94	A	Baylor		3	0					
												94	H	Baylor		3	0					
LAST 10 GAMES																						
						47	N	Colorado		1	3	74	A	West Virginia		3	0					
						58	A	Kansas St.		0	3	19	H	Oklahoma		3	0					
								2 H Texas		1	3	130	H	South Dakota		3	0					
						92	A	TCU		3	2	94	A	Baylor		3	0					
						12	H	Kansas		1	3	209	H	Texas Tech		3	2					

Non-Div. I Games:

Iowa St.

U  
t  
a  
h

Utah				Through Games Of Through Matches of Dec. 21, 2013 (															
Average RPI Win: 97		WON-LOST RECORD		WINNING PCT. RANK		LAST 10 GAMES		STRENGTH OF SCHEDULE		OPP. STRENGTH OF SCHEDULE		TEAM RPI		ADJ RPI		CONF. RPI		ADJ CONF. RPI	
DIV. I ONLY		21- 13		.61765 88		4- 6		11		25		24		.61877 28		2		2	
DIV. I NON-CONF.		12- 2		.85714 20		1- 1		15		110		10		.67057 12		2		2	
TOTALS		RPI 1-25		RPI 26-50		W-L RECORDS		RPI 51-100		RPI 101-150		RPI 150+							
21- 13		0- 7		5- 5		OVERALL		8- 1		5- 0		3- 0							
8- 6		0- 4		2- 2		HOME		4- 0		1- 0		1- 0							
7- 7		0- 3		2- 3		AWAY		2- 1		2- 0		1- 0							
6- 0		0- 0		1- 0		NEUTRAL		2- 0		2- 0		1- 0							
12- 2		0- 2		1- 0		NON-CONFERENCE		5- 0		3- 0		3- 0							
3- 1		0- 1		0- 0		HOME		2- 0		0- 0		1- 0							
3- 1		0- 1		0- 0		AWAY		1- 0		1- 0		1- 0							
6- 0		0- 0		1- 0		NEUTRAL		2- 0		2- 0		1- 0							
9- 11		0- 5		4- 5		CONFERENCE		3- 1		2- 0		0- 0							
5- 5		0- 3		2- 2		HOME		2- 0		1- 0		0- 0							
4- 6		0- 2		2- 3		AWAY		1- 1		1- 0		0- 0							
0- 0		0- 0		0- 0		NEUTRAL		0- 0		0- 0		0- 0							
RPI	S	Opponent		Score		RPI	S	Opponent		Score		RPI	S	Opponent		Score			
1	A	Penn St.		0	3	26	A	Arizona		0	3	51	A	Arizona St.		3	1		
3	A	Washington		1	3	26	H	Arizona		3	1	51	H	Arizona St.		3	2		
3	H	Washington		0	3	31	A	Oregon		0	3	61	H	UNI		3	1		
6	A	Stanford		0	3	31	H	Oregon		1	3	67	A	Washington St.		0	3		
6	H	Stanford		0	3	35	A	California		3	1	67	H	Washington St.		3	2		
7	H	Southern California		0	3	35	H	California		0	3	81	H	Utah St.		3	2		
25	H	BYU		2	3	45	N	Yale		3	1	93	A	New Mexico St.		3	2		
						47	A	Colorado		2	3	98	N	Northwestern St.		3	0		
						47	H	Colorado		3	2	100	N	Texas St.		3	1		
						48	A	UCLA		3	1								
					</														

U  
t  
a  
h

Non-Div. I Games:

Utah

Average RPI Win:		114	WON-LOST RECORD		WINNING PCT. RANK	LAST 10 GAMES		STRENGTH OF SCHEDULE		OPP. STRENGTH OF SCHEDULE	TEAM RPI	ADJ RPI	CONF. RPI	ADJ CONF. RPI			
DIV. I ONLY			19- 12		.6129	91		8- 2		23	32	33	.61518	29	4	4	
DIV. I NON-CONF.			9- 4		.69231	72		1- 1		28	43	35	.6267	33	3	4	
TOTALS		RPI 1-25		RPI 26-50		W-L RECORDS		RPI 51-100		RPI 101-150		RPI 150+					
19- 12		1- 6		6- 4		OVERALL		1- 1		6- 1		5- 0					
8- 4		1- 2		2- 2		HOME		1- 0		2- 0		2- 0					
7- 7		0- 4		3- 1		AWAY		0- 1		3- 1		1- 0					
4- 1		0- 0		1- 1		NEUTRAL		0- 0		1- 0		2- 0					
9- 4		1- 2		2- 2		NON-CONFERENCE		0- 0		2- 0		4- 0					
2- 1		1- 0		0- 1		HOME		0- 0		0- 0		1- 0					
3- 2		0- 2		1- 0		AWAY		0- 0		1- 0		1- 0					
4- 1		0- 0		1- 1		NEUTRAL		0- 0		1- 0		2- 0					
10- 8		0- 4		4- 2		CONFERENCE		1- 1		4- 1		1- 0					
6- 3		0- 2		2- 1		HOME		1- 0		2- 0		1- 0					
4- 5		0- 2		2- 1		AWAY		0- 1		2- 1		0- 0					
0- 0		0- 0		0- 0		NEUTRAL		0- 0		0- 0		0- 0					
RPI	S	Opponent		Score		RPI	S	Opponent		Score		RPI	S	Opponent		Score	
2	A	Texas		1	3	27	N	Iowa St.		1	3	65	A	Auburn		1	3
4	A	Florida		0	3	33	H	Michigan		2	3	65	H	Auburn		3	0
4	H	Florida		2	3	34	A	LSU		3	0						
5	H	Missouri		0	3	34	H	LSU		2	3						
13	A	Kentucky		0	3	36	A	Georgia		3	2						
17	H	Florida St.		3	0	36	H	Georgia		3	0						
23	A	Colorado St.		0	3	41	A	Alabama		0	3						
						44	H	Arkansas		3	1						
						49	A	UTSA		3	1						
						49	N	UTSA		3	0						
LAST 10 GAMES																	
2	A	Texas		1	3	65	H	Auburn		3	0						
49	N	UTSA		3	0	184	H	Tennessee		3	0						
129	H	South Carolina		3	0	34	A	LSU		3	0						
36	A	Georgia		3	2	114	A	Ole Miss		3	1						
13	A	Kentucky		0	3	136	A	Mississippi St.		3	0						

Non-Div. I Games:

Texas A&amp;M

Average RPI Win:		197	WON-LOST RECORD		WINNING PCT. RANK		LAST 10 GAMES		STRENGTH OF SCHEDULE		OPP. STRENGTH OF SCHEDULE		TEAM RPI		ADJ RPI		CONF. RPI		ADJ CONF. RPI	
Average RPI Loss:		70																		
DIV. I ONLY			34- 3		.91892 4		9- 1		130		184		29		.61467 30		15		16	
DIV. I NON-CONF.			17- 2		.89474 17		2- 1		160		187		48		.59657 49		19		20	
TOTALS		RPI 1-25		RPI 26-50		W-L RECORDS		RPI 51-100		RPI 101-150		RPI 150+								
34- 3		1- 1		4- 0		OVERALL		2- 1		4- 1		23- 0								
13- 1		0- 0		2- 0		HOME		0- 1		2- 0		9- 0								
13- 1		1- 0		1- 0		AWAY		1- 0		1- 1		9- 0								
8- 1		0- 1		1- 0		NEUTRAL		1- 0		1- 0		5- 0								
17- 2		1- 1		1- 0		NON-CONFERENCE		1- 0		1- 1		13- 0								
4- 0		0- 0		0- 0		HOME		0- 0		0- 0		4- 0								
5- 1		1- 0		0- 0		AWAY		0- 0		0- 1		4- 0								
8- 1		0- 1		1- 0		NEUTRAL		1- 0		1- 0		5- 0								
17- 1		0- 0		3- 0		CONFERENCE		1- 1		3- 0		10- 0								
9- 1		0- 0		2- 0		HOME		0- 1		2- 0		5- 0								
8- 0		0- 0		1- 0		AWAY		1- 0		1- 0		5- 0								
0- 0		0- 0		0- 0		NEUTRAL		0- 0		0- 0		0- 0								
RPI S	Opponent		Score		RPI S	Opponent		Score		RPI S	Opponent		Score		RPI S	Opponent		Score		
2 N	Texas		1	3	36 N	Georgia		3	0	60 N	Xavier		3	2	102 N	Fresno St.		3	2	
14 A	Duke		3	0	50 A	Colgate		3	2	99 A	Army		3	0	110 A	UC Irvine		1	3	
					50 H	Colgate		3	0	99 H	Army		1	3	140 A	Lehigh		3	1	
					50 H	Colgate		3	0						140 H	Lehigh		3	0	
															140 H	Lehigh		3	1	
															171 A	Penn		3	0	
															174 H	Georgetown		3	0	
															191 A	Cal St. Fullerton		3	2	
															226 A	Navy		3	0	
															226 H	Navy		3	0	
															228 H	UMBC		3	2	
															235 N	Manhattan		3	1	
															245 N	Howard		3	0	
															247 A	Bucknell		3	0	
															247 H	Bucknell		3	0	
															250 A	Coppin St.		3	0	
															256 A	Loyola Maryland		3	0	
															256 H	Loyola Maryland		3	0	
															261 A	Sacred Heart		3	0	
															267 H	George Mason		3	0	
															271 A	Lafayette		3	0	
															271 H	Lafayette		3	0	
															280 A	Holy Cross		3	0	
															280 H	Holy Cross		3	0	
															281 H	Norfolk St.		3	0	
															304 N	Weber St.		3	0	
															313 N	UMES		3	0	
				LAST 10 GAMES																
2 N	Texas		1	3	50 H	Colgate		3	0	271 H	Lafayette		3	0	280 A	Holy Cross		3	0	
14 A	Duke		3	0	140 H	Lehigh		3	1	280 H	Holy Cross		3	0	281 H	Norfolk St.		3	0	
36 N	Georgia		3	0	226 H	Navy		3	0	281 H	Norfolk St.		3	0	304 N	Weber St.		3	0	
50 H	Colgate		3	0	280 A	Holy Cross		3	0	304 N	Weber St.		3	0	313 N	UMES		3	0	
140 H	Lehigh		3	0	99 A	Army		3	0	313 N	UMES		3	0						

Non-Div. I Games:

American

RPI	S	Opponent	Score	
323	N	La Salle	3	0

American

A  
m  
e  
r  
i  
c  
a  
n

A  
m  
e  
r  
i  
c  
a  
n

Average RPI Win:		100	WON-LOST RECORD		WINNING PCT. RANK		LAST 10 GAMES		STRENGTH OF SCHEDULE		OPP. STRENGTH OF SCHEDULE		TEAM RPI		ADJ RPI		CONF. RPI		ADJ CONF. RPI	
DIV. I ONLY			20- 12		.625 81		7- 3		28		17		31		.61287 31		2		2	
DIV. I NON-CONF.			8- 4		.66667 81		1- 1		67		96		60		.58455 62		2		2	
TOTALS		RPI 1-25		RPI 26-50		W-L RECORDS		RPI 51-100		RPI 101-150		RPI 150+								
20- 12		0- 7		8- 4		OVERALL		4- 1		4- 0		4- 0								
10- 5		0- 3		5- 1		HOME		1- 1		1- 0		3- 0								
7- 7		0- 4		3- 3		AWAY		2- 0		2- 0		0- 0								
3- 0		0- 0		0- 0		NEUTRAL		1- 0		1- 0		1- 0								
8- 4		0- 2		0- 2		NON-CONFERENCE		2- 0		2- 0		4- 0								
4- 1		0- 0		0- 1		HOME		1- 0		0- 0		3- 0								
1- 3		0- 2		0- 1		AWAY		0- 0		1- 0		0- 0								
3- 0		0- 0		0- 0		NEUTRAL		1- 0		1- 0		1- 0								
12- 8		0- 5		8- 2		CONFERENCE		2- 1		2- 0		0- 0								
6- 4		0- 3		5- 0		HOME		0- 1		1- 0		0- 0								
6- 4		0- 2		3- 2		AWAY		2- 0		1- 0		0- 0								
0- 0		0- 0		0- 0		NEUTRAL		0- 0		0- 0		0- 0								
RPI	S	Opponent		Score		RPI	S	Opponent		Score		RPI	S	Opponent		Score				
3	H	Washington		1 3		26	A	Arizona		1 3		51	A	Arizona St.		3 1				
6	A	Stanford		0 3		26	H	Arizona		3 2		51	H	Arizona St.		1 3				
6	H	Stanford		1 3		28	A	Utah		3 1		53	N	Miami (FL)		3 0				
7	A	Southern California		0 3		28	H	Utah		3 0		67	A	Washington St.		3 0				
7	H	Southern California		0 3		33	A	Michigan		0 3		83	H	Portland St.		3 0				
8	A	Nebraska		0 3		35	A	California		2 3										
22	A	Michigan St.		1 3		35	H	California		3 0										
						39	H	Ohio		0 3										
						47	A	Colorado		3 1										
						47	H	Colorado		3 0										
						48	A	UCLA		3 2										
						48	H	UCLA		3 1										
LAST 10 GAMES																				
						8	A	Nebraska		0 3		28	A	Utah		3 1				
						53	N	Miami (FL)		3 0		35	H	California		3 0				
						138	H	Oregon St.		3 1		6	H	Stanford		1 3				
						67	A	Washington St.		3 0		48	A	UCLA		3 2				
						47	A	Colorado		3 1		7	A	Southern California		0 3				

Non-Div. I Games:

Oregon



Average RPI Win:	152	WON-LOST RECORD	WINNING PCT. RANK	LAST 10 GAMES	STRENGTH OF SCHEDULE	OPP. STRENGTH OF SCHEDULE	TEAM RPI	ADJ RPI	CONF. RPI	ADJ CONF. RPI		
Average RPI Loss:	31											
DIV. I ONLY		24- 7	.77419	26	7- 3	67	76	30	.61077	32	8	8
DIV. I NON-CONF.		11- 4	.73333	59	1- 1	39	59	34	.62368	35	8	8
<hr/>												
TOTALS	RPI 1-25	RPI 26-50		W-L RECORDS		RPI 51-100		RPI 101-150		RPI 150+		
24- 7	2- 4	0- 1		OVERALL		3- 2		9- 0		10- 0		
8- 1	1- 0	0- 0		HOME		1- 1		2- 0		4- 0		
9- 4	0- 3	0- 0		AWAY		1- 1		4- 0		4- 0		
7- 2	1- 1	0- 1		NEUTRAL		1- 0		3- 0		2- 0		
<hr/>												
11- 4	1- 3	0- 1		NON-CONFERENCE		1- 0		5- 0		4- 0		
1- 0	0- 0	0- 0		HOME		0- 0		0- 0		1- 0		
3- 2	0- 2	0- 0		AWAY		0- 0		2- 0		1- 0		
7- 2	1- 1	0- 1		NEUTRAL		1- 0		3- 0		2- 0		
<hr/>												
13- 3	1- 1	0- 0		CONFERENCE		2- 2		4- 0		6- 0		
7- 1	1- 0	0- 0		HOME		1- 1		2- 0		3- 0		
6- 2	0- 1	0- 0		AWAY		1- 1		2- 0		3- 0		
0- 0	0- 0	0- 0		NEUTRAL		0- 0		0- 0		0- 0		
<hr/>												
RPI S	Opponent	Score	RPI S	Opponent	Score	RPI S	Opponent	Score	RPI S	Opponent	Score	
3 A	Washington	1 3	48 N	UCLA	2 3	62 A	UC Santa Barbara	0 3	102 A	Fresno St.	3 2	
7 A	Southern California	0 3				62 H	UC Santa Barbara	2 3	110 A	UC Irvine	3 1	
18 N	Creighton	0 3				80 A	Long Beach St.	3 2	110 H	UC Irvine	3 1	
20 A	Hawaii	0 3				80 H	Long Beach St.	3 1	127 N	Santa Clara	3 0	
20 H	Hawaii	3 2				89 N	San Diego St.	3 2	139 N	Idaho	3 2	
23 N	Colorado St.	3 2							141 A	Denver	3 1	
									148 N	Rice	3 2	
									149 A	UC Davis	3 2	
									149 H	UC Davis	3 2	
									164 A	Cal Poly	3 2	
									164 H	Cal Poly	3 0	
									180 A	Northern Ariz.	3 1	
									191 A	Cal St. Fullerton	3 0	
									191 H	Cal St. Fullerton	3 0	
									216 H	Seattle	3 0	
									250 N	Coppin St.	3 0	
									250 N	Coppin St.	3 0	
									287 A	UC Riverside	3 0	
									287 H	UC Riverside	3 0	
<hr/>												
LAST 10 GAMES												
7 A	Southern California	0 3	164 H	Cal Poly	3 0	80 A	Long Beach St.	3 2	110 A	UC Irvine	3 1	
23 N	Colorado St.	3 2	287 H	UC Riverside	3 0	191 H	Cal St. Fullerton	3 0				
149 A	UC Davis	3 2										
20 A	Hawaii	0 3										
62 H	UC Santa Barbara	2 3										

Non-Div. I Games:

Cal St. Northridge

Average RPI Win:		93	WON-LOST RECORD		WINNING PCT. RANK		LAST 10 GAMES		STRENGTH OF SCHEDULE		OPP. STRENGTH OF SCHEDULE		TEAM RPI		ADJ RPI		CONF. RPI		ADJ CONF. RPI								
DIV. I ONLY			18- 14		.5625 128		4- 6		24		4		44		.60951 33		1		1								
DIV. I NON-CONF.			10- 2		.83333 29		0- 1		72		27		29		.63708 30		1		1								
TOTALS		RPI 1-25		RPI 26-50		W-L RECORDS		RPI 51-100		RPI 101-150		RPI 150+															
18- 14		2- 12		4- 2		OVERALL		3- 0		7- 0		2- 0															
8- 7		0- 7		3- 0		HOME		1- 0		4- 0		0- 0															
7- 5		2- 4		1- 1		AWAY		2- 0		2- 0		0- 0															
3- 2		0- 1		0- 1		NEUTRAL		0- 0		1- 0		2- 0															
10- 2		0- 1		3- 1		NON-CONFERENCE		1- 0		4- 0		2- 0															
5- 0		0- 0		2- 0		HOME		0- 0		3- 0		0- 0															
2- 0		0- 0		1- 0		AWAY		1- 0		0- 0		0- 0															
3- 2		0- 1		0- 1		NEUTRAL		0- 0		1- 0		2- 0															
8- 12		2- 11		1- 1		CONFERENCE		2- 0		3- 0		0- 0															
3- 7		0- 7		1- 0		HOME		1- 0		1- 0		0- 0															
5- 5		2- 4		0- 1		AWAY		1- 0		2- 0		0- 0															
0- 0		0- 0		0- 0		NEUTRAL		0- 0		0- 0		0- 0															
RPI	S	Opponent		Score		RPI	S	Opponent		Score		RPI	S	Opponent		Score											
1	A	Penn St.		1 3		29	A	Texas A&M		3 2		59	A	Northwestern		3 1		119	A	Iowa		3 0					
1	H	Penn St.		1 3		31	H	Oregon		3 0		59	H	Northwestern		3 1		119	H	Iowa		3 1					
8	A	Nebraska		1 3		34	N	LSU		2 3		60	A	Xavier		3 0		120	N	Clemson		3 0					
8	H	Nebraska		2 3		39	H	Ohio		3 2								122	A	Indiana		3 1					
9	A	Wisconsin		3 0		43	A	Ohio St.		1 3								125	H	Marshall		3 0					
9	H	Wisconsin		2 3		43	H	Ohio St.		3 2								134	H	Maryland		3 0					
10	A	Minnesota		1 3														138	H	Oregon St.		3 1					
10	H	Minnesota		0 3														210	N	Siena		3 0					
16	A	Illinois		2 3														233	N	Northern Ky.		3 0					
16	H	Illinois		2 3																							
17	N	Florida St.		2 3																							
21	H	Purdue		1 3																							
22	A	Michigan St.		3 1																							
22	H	Michigan St.		0 3																							
						LAST 10 GAMES																					
						34 N LSU						2 3		8 A Nebraska						1 3							
						122 A Indiana						3 1		119 A Iowa						3 0							
						22 H Michigan St.						0 3		59 A Northwestern						3 1							
						9 H Wisconsin						2 3		16 A Illinois						2 3							
						10 H Minnesota						0 3		43 H Ohio St.						3 2							

Non-Div. I Games:

Michigan

Average RPI Win: 100		WON-LOST RECORD		WINNING PCT. RANK		LAST 10 GAMES		STRENGTH OF SCHEDULE		OPP. STRENGTH OF SCHEDULE		TEAM RPI		ADJ RPI		CONF. RPI		ADJ CONF. RPI	
Average RPI Loss: 33																			
DIV. I ONLY		19- 13		.59375 108		4- 6		17		30		34		.60942 34		4		4	
DIV. I NON-CONF.		11- 3		.78571 40		1- 1		31		32		25		.64475 26		3		4	
TOTALS		RPI 1-25		RPI 26-50		W-L RECORDS		RPI 51-100		RPI 101-150		RPI 150+							
19- 13		0- 6		6- 3		OVERALL		3- 3		8- 1		2- 0							
7- 6		0- 3		3- 2		HOME		1- 1		3- 0		0- 0							
7- 7		0- 3		2- 1		AWAY		1- 2		2- 1		2- 0							
5- 0		0- 0		1- 0		NEUTRAL		1- 0		3- 0		0- 0							
11- 3		0- 2		2- 0		NON-CONFERENCE		3- 1		5- 0		1- 0							
3- 1		0- 1		1- 0		HOME		1- 0		1- 0		0- 0							
3- 2		0- 1		0- 0		AWAY		1- 1		1- 0		1- 0							
5- 0		0- 0		1- 0		NEUTRAL		1- 0		3- 0		0- 0							
8- 10		0- 4		4- 3		CONFERENCE		0- 2		3- 1		1- 0							
4- 5		0- 2		2- 2		HOME		0- 1		2- 0		0- 0							
4- 5		0- 2		2- 1		AWAY		0- 1		1- 1		1- 0							
0- 0		0- 0		0- 0		NEUTRAL		0- 0		0- 0		0- 0							
RPI S	Opponent		Score		RPI S	Opponent		Score		RPI S	Opponent		Score		RPI S	Opponent		Score	
2 H	Texas		0	3	29 A	Texas A&M		3	2	53 A	Miami (FL)		2	3	114 A	Ole Miss		2	3
3 A	Washington		1	3	29 H	Texas A&M		0	3	53 A	Miami (FL)		3	2	114 H	Ole Miss		3	1
4 A	Florida		0	3	33 N	Michigan		3	2	65 A	Auburn		1	3	121 N	North Texas		3	2
4 H	Florida		1	3	36 A	Georgia		3	2	65 H	Auburn		2	3	124 N	UALR		3	0
5 H	Missouri		1	3	36 H	Georgia		2	3	89 H	San Diego St.		3	2	126 N	A&M-Corpus Christi		3	0
13 A	Kentucky		2	3	41 A	Alabama		1	3	94 N	Baylor		3	2	129 A	South Carolina		3	0
					41 H	Alabama		3	0						136 H	Mississippi St.		3	0
					44 H	Arkansas		3	2						148 A	Rice		3	1
					49 H	UTSA		3	1						149 H	UC Davis		3	1
															184 A	Tennessee		3	2
															196 A	Houston		3	1
				LAST 10 GAMES															
	3 A	Washington		1	3	4	A Florida		0	3									
	33 N	Michigan		3	2	184 A	Tennessee		3	2									
	41 H	Alabama		3	0	65 H	Auburn		2	3									
	114 A	Ole Miss		2	3	29 H	Texas A&M		0	3									
	129 A	South Carolina		3	0	13 A	Kentucky		2	3									

Non-Div. I Games:

LSU

California

Through Games Of Through Matches of Dec. 21, 2013 (

Average RPI Win:	91	WON-LOST	WINNING	LAST 10	STRENGTH OF	OPP. STRENGTH	TEAM	ADJ	CONF.	ADJ CONF.	
Average RPI Loss:	33	RECORD	PCT. RANK	GAMES	SCHEDULE	OF SCHEDULE	RPI	RPI	RPI	RPI	
DIV. I ONLY	18- 13	.58065	116	4- 6	27	10	40	.60479	35	2	2
DIV. I NON-CONF.	8- 3	.72727	62	1- 1	84	49	50	.597	48	2	2
<hr/>											
TOTALS	RPI 1-25	RPI 26-50		W-L RECORDS		RPI 51-100		RPI 101-150		RPI 150+	
18- 13	2- 7	7- 2		OVERALL		2- 3		4- 1		3- 0	
9- 6	0- 3	4- 1		HOME		1- 2		2- 0		2- 0	
6- 7	1- 4	3- 1		AWAY		1- 1		1- 1		0- 0	
3- 0	1- 0	0- 0		NEUTRAL		0- 0		1- 0		1- 0	
8- 3	2- 1	0- 0		NON-CONFERENCE		1- 1		2- 1		3- 0	
4- 1	0- 0	0- 0		HOME		1- 1		1- 0		2- 0	
1- 2	1- 1	0- 0		AWAY		0- 0		0- 1		0- 0	
3- 0	1- 0	0- 0		NEUTRAL		0- 0		1- 0		1- 0	
10- 10	0- 6	7- 2		CONFERENCE		1- 2		2- 0		0- 0	
5- 5	0- 3	4- 1		HOME		0- 1		1- 0		0- 0	
5- 5	0- 3	3- 1		AWAY		1- 1		1- 0		0- 0	
0- 0	0- 0	0- 0		NEUTRAL		0- 0		0- 0		0- 0	
<hr/>											
RPI	S	Opponent	Score	RPI	S	Opponent	Score	RPI	S	Opponent	Score
3	A	Washington	0 3	26	H	Arizona	3 0	51	A	Arizona St.	1 3
3	H	Washington	2 3	28	A	Utah	3 0	58	H	Kansas St.	2 3
6	A	Stanford	1 3	28	H	Utah	1 3	67	A	Washington St.	3 1
6	H	Stanford	1 3	31	A	Oregon	0 3	67	H	Washington St.	2 3
7	A	Southern California	2 3	31	H	Oregon	3 2	93	H	New Mexico St.	3 0
7	H	Southern California	1 3	47	A	Colorado	3 1				
9	A	Wisconsin	0 3	47	H	Colorado	3 0				
18	A	Creighton	3 0	48	A	UCLA	3 0				
24	N	North Carolina	3 0	48	H	UCLA	3 2				
LAST 10 GAMES											
9	A	Wisconsin	0 3	3	H	Washington	2 3				
24	N	North Carolina	3 0	31	A	Oregon	0 3				
6	A	Stanford	1 3	138	A	Oregon St.	3 1				
51	A	Arizona St.	1 3	47	A	Colorado	3 1				
67	H	Washington St.	2 3	28	A	Utah	3 0				

Non-Div. I Games:

California

Average RPI Win:		134	WON-LOST		WINNING		LAST 10		STRENGTH OF		OPP. STRENGTH		TEAM	ADJ		CONF.	ADJ CONF.							
Average RPI Loss:		24	RECORD		PCT. RANK		GAMES		SCHEDULE		OF SCHEDULE		RPI	RPI		RPI	RPI							
DIV. I ONLY			22- 10		.6875		55		7- 3		42		43		36		.60298		36		4		4	
DIV. I NON-CONF.			11- 3		.78571		40		1- 1		45		104		32		.62672		32		3		4	
TOTALS		RPI 1-25		RPI 26-50				W-L RECORDS				RPI 51-100				RPI 101-150				RPI 150+				
22- 10		1- 4		1- 6				OVERALL				4- 0				8- 0				8- 0				
13- 3		1- 0		0- 3				HOME				3- 0				4- 0				5- 0				
6- 6		0- 4		1- 2				AWAY				1- 0				3- 0				1- 0				
3- 1		0- 0		0- 1				NEUTRAL				0- 0				1- 0				2- 0				
11- 3		0- 2		0- 1				NON-CONFERENCE				3- 0				2- 0				6- 0				
7- 0		0- 0		0- 0				HOME				2- 0				1- 0				4- 0				
1- 2		0- 2		0- 0				AWAY				1- 0				0- 0				0- 0				
3- 1		0- 0		0- 1				NEUTRAL				0- 0				1- 0				2- 0				
11- 7		1- 2		1- 5				CONFERENCE				1- 0				6- 0				2- 0				
6- 3		1- 0		0- 3				HOME				1- 0				3- 0				1- 0				
5- 4		0- 2		1- 2				AWAY				0- 0				3- 0				1- 0				
0- 0		0- 0		0- 0				NEUTRAL				0- 0				0- 0				0- 0				
RPI	S	Opponent		Score		RPI	S	Opponent		Score		RPI	S	Opponent		Score		RPI	S	Opponent		Score		
4	A	Florida		0	3	29	A	Texas A&M		0	3	65	H	Auburn		3	1	111	N	Notre Dame		3	1	
5	A	Missouri		1	3	29	H	Texas A&M		2	3	69	H	Lipscomb		3	0	114	A	Ole Miss		3	2	
8	A	Nebraska		0	3	30	N	American		0	3	73	A	Ga. Southern		3	0	114	H	Ole Miss		3	2	
12	A	Kansas		0	3	34	A	LSU		3	2	92	H	TCU		3	0	123	H	Furman		3	0	
13	H	Kentucky		3	2	34	H	LSU		2	3							129	A	South Carolina		3	0	
						41	H	Alabama		1	3							129	H	South Carolina		3	0	
						44	A	Arkansas		1	3							136	A	Mississippi St.		3	1	
																		136	H	Mississippi St.		3	2	
																		166	H	UNC Greensboro		3	1	
																		179	N	Southern Miss.		3	0	
																		184	A	Tennessee		3	1	
																		184	H	Tennessee		3	0	
																		206	H	La.-Lafayette		3	0	
																		211	H	Kennesaw St.		3	0	
																		224	N	North Dakota St.		3	0	
																		254	H	North Florida		3	1	
LAST 10 GAMES																								
						30	N	American		0	3	114	A	Ole Miss		3	2							
						211	H	Kennesaw St.		3	0	129	H	South Carolina		3	0							
						65	H	Auburn		3	1	34	H	LSU		2	3							
						29	H	Texas A&M		2	3	184	A	Tennessee		3	1							
						136	A	Mississippi St.		3	1	136	H	Mississippi St.		3	2							

Non-Div. I Games:

Georgia

Average RPI Win: 149		WON-LOST RECORD		WINNING PCT. RANK		LAST 10 GAMES		STRENGTH OF SCHEDULE		OPP. STRENGTH OF SCHEDULE		TEAM RPI		ADJ RPI		CONF. RPI		ADJ CONF. RPI	
DIV. I ONLY		24- 7		.77419 26		7- 3		66		99		32		.6019 37		11		11	
DIV. I NON-CONF.		11- 4		.73333 59		0- 0		66		58		44		.60452 44		12		11	
TOTALS		RPI 1-25		RPI 26-50		W-L RECORDS		RPI 51-100		RPI 101-150		RPI 150+							
24- 7		0- 1		0- 2		OVERALL		8- 3		5- 1		11- 0							
9- 3		0- 1		0- 1		HOME		2- 1		3- 0		4- 0							
7- 3		0- 0		0- 1		AWAY		2- 1		1- 1		4- 0							
8- 1		0- 0		0- 0		NEUTRAL		4- 1		1- 0		3- 0							
11- 4		0- 1		0- 1		NON-CONFERENCE		7- 1		1- 1		3- 0							
3- 2		0- 1		0- 1		HOME		2- 0		0- 0		1- 0							
1- 2		0- 0		0- 0		AWAY		1- 1		0- 1		0- 0							
7- 0		0- 0		0- 0		NEUTRAL		4- 0		1- 0		2- 0							
13- 3		0- 0		0- 1		CONFERENCE		1- 2		4- 0		8- 0							
6- 1		0- 0		0- 0		HOME		0- 1		3- 0		3- 0							
6- 1		0- 0		0- 1		AWAY		1- 0		1- 0		4- 0							
1- 1		0- 0		0- 0		NEUTRAL		0- 1		0- 0		1- 0							
RPI S	Opponent	Score		RPI S	Opponent	Score		RPI S	Opponent	Score		RPI S	Opponent	Score					
19 H	Oklahoma	2	3	44 H	Arkansas	1	3	53 N	Miami (FL)	3	0	113 A	Dayton	1	3				
				49 A	UTSA	0	3	54 H	Tulane	0	3	118 A	UAB	3	2				
								54 N	Tulane	1	3	121 H	North Texas	3	1				
								58 A	Kansas St.	1	3	125 H	Marshall	3	1				
								70 N	Missouri St.	3	0	136 N	Mississippi St.	3	2				
								78 N	Northeastern	3	2	148 H	Rice	3	0				
								84 N	LIU Brooklyn	3	2	157 A	UTEP	3	2				
								87 A	Middle Tenn.	3	1	159 N	Texas-Arlington	3	0				
								94 A	Baylor	3	0	175 A	FIU	3	0				
								96 H	Oral Roberts	3	2	175 N	FIU	3	2				
								100 H	Texas St.	3	1	179 H	Southern Miss.	3	1				
												181 H	Northern Colo.	3	1				
												189 A	Fla. Atlantic	3	0				
												232 H	East Carolina	3	1				
												251 A	Charlotte	3	1				
												279 H	Louisiana Tech	3	0				
												293 N	Neb. Omaha	3	0				
				LAST 10 GAMES															
				54 N	Tulane	1	3	54 H	Tulane	0	3								
				175 N	FIU	3	2	87 A	Middle Tenn.	3	1								
				49 A	UTSA	0	3	179 H	Southern Miss.	3	1								
				157 A	UTEP	3	2	279 H	Louisiana Tech	3	0								
				125 H	Marshall	3	1	232 H	East Carolina	3	1								

Non-Div. I Games:

Tulsa

Average RPI Win:		160	WON-LOST RECORD		WINNING PCT. RANK		LAST 10 GAMES		STRENGTH OF SCHEDULE		OPP. STRENGTH OF SCHEDULE		TEAM RPI		ADJ RPI		CONF. RPI		ADJ CONF. RPI					
DIV. I ONLY			28- 7		.8		23		8- 2		98		89		37		.60148		38		12		13	
DIV. I NON-CONF.			11- 4		.73333		59		0- 1		77		39		46		.60341		45		11		12	
TOTALS		RPI 1-25		RPI 26-50				W-L RECORDS				RPI 51-100				RPI 101-150				RPI 150+				
28- 7		0- 3		1- 0				OVERALL				8- 3				4- 1				15- 0				
12- 3		0- 2		1- 0				HOME				3- 1				3- 0				5- 0				
10- 3		0- 1		0- 0				AWAY				2- 1				0- 1				8- 0				
6- 1		0- 0		0- 0				NEUTRAL				3- 1				1- 0				2- 0				
11- 4		0- 3		1- 0				NON-CONFERENCE				3- 1				2- 0				5- 0				
2- 2		0- 2		1- 0				HOME				0- 0				1- 0				0- 0				
3- 1		0- 1		0- 0				AWAY				0- 0				0- 0				3- 0				
6- 1		0- 0		0- 0				NEUTRAL				3- 1				1- 0				2- 0				
17- 3		0- 0		0- 0				CONFERENCE				5- 2				2- 1				10- 0				
10- 1		0- 0		0- 0				HOME				3- 1				2- 0				5- 0				
7- 2		0- 0		0- 0				AWAY				2- 1				0- 1				5- 0				
0- 0		0- 0		0- 0				NEUTRAL				0- 0				0- 0				0- 0				
RPI	S	Opponent		Score		RPI	S	Opponent		Score		RPI	S	Opponent		Score		RPI	S	Opponent		Score		
12	A	Kansas		1	3	40	H	Louisville		3	2	51	N	Arizona St.		0	3	102	N	Fresno St.		3	1	
18	H	Creighton		2	3							52	N	VCU		3	0	105	A	Southern Ill.		2	3	
20	H	Hawaii		0	3							61	A	UNI		3	1	105	H	Southern Ill.		3	0	
												61	H	UNI		0	3	105	H	Southern Ill.		3	0	
												70	A	Missouri St.		3	1	130	H	South Dakota		3	0	
												70	H	Missouri St.		3	0	165	A	Utah Valley		3	0	
												76	N	East Tenn. St.		3	0	172	A	Loyola Chicago		3	1	
												81	N	Utah St.		3	2	172	H	Loyola Chicago		3	0	
												91	A	Illinois St.		1	3	184	A	Tennessee		3	0	
												91	H	Illinois St.		3	2	207	N	Austin Peay		3	0	
												91	H	Illinois St.		3	1	223	A	Bradley		3	1	
																		223	H	Bradley		3	0	
																		224	N	North Dakota St.		3	0	
																		241	A	Evansville		3	0	
																		241	H	Evansville		3	0	
																		244	A	Indiana St.		3	0	
																		244	H	Indiana St.		3	0	
																		268	A	Portland		3	0	
																		303	A	Drake		3	0	
																		303	H	Drake		3	0	
						LAST 10 GAMES																		
																			</					

**Non-Div. I Games:**

Wichita St.

Average RPI Win:		150	WON-LOST RECORD		WINNING PCT. RANK		LAST 10 GAMES		STRENGTH OF SCHEDULE		OPP. STRENGTH OF SCHEDULE		TEAM RPI		ADJ RPI		CONF. RPI		ADJ CONF. RPI						
DIV. I ONLY			27- 6		.81818	17	8- 2		110		88	35	.60096	39	9	9									
DIV. I NON-CONF.			10- 4		.71429	65	0- 2		92		54	59	.59037	56	10	10									
TOTALS		RPI 1-25		RPI 26-50		W-L RECORDS		RPI 51-100		RPI 101-150		RPI 150+													
27- 6		0- 2		1- 1		OVERALL		7- 2		9- 0		10- 1													
9- 2		0- 1		0- 0		HOME		1- 1		3- 0		5- 0													
9- 3		0- 0		1- 1		AWAY		4- 1		2- 0		2- 1													
9- 1		0- 1		0- 0		NEUTRAL		2- 0		4- 0		3- 0													
10- 4		0- 2		1- 1		NON-CONFERENCE		2- 1		4- 0		3- 0													
2- 1		0- 1		0- 0		HOME		0- 0		1- 0		1- 0													
2- 2		0- 0		1- 1		AWAY		1- 1		0- 0		0- 0													
6- 1		0- 1		0- 0		NEUTRAL		1- 0		3- 0		2- 0													
17- 2		0- 0		0- 0		CONFERENCE		5- 1		5- 0		7- 1													
7- 1		0- 0		0- 0		HOME		1- 1		2- 0		4- 0													
7- 1		0- 0		0- 0		AWAY		3- 0		2- 0		2- 1													
3- 0		0- 0		0- 0		NEUTRAL		1- 0		1- 0		1- 0													
RPI	S	Opponent		Score		RPI	S	Opponent		Score		RPI	S	Opponent		Score									
22	N	Michigan St.		0	3	31	A	Oregon		3	0	52	A	VCU		1	3	106	H	Toledo	3	1			
24	H	North Carolina		2	3	33	A	Michigan		2	3	55	A	Western Ky.		3	0	113	H	Dayton	3	0			
												64	H	Ball St.		2	3	125	N	Marshall		3	1		
												72	N	Virginia		3	2	131	N	UNLV		3	0		
												75	A	Northern Ill.		3	1	132	A	Eastern Mich.		3	1		
												75	N	Northern Ill.		3	0	132	N	Eastern Mich.		3	0		
												85	A	Bowling Green		3	2	134	N	Maryland		3	0		
												85	H	Bowling Green		3	0	142	A	Buffalo		3	1		
												95	A	Western Mich.		3	2	142	H	Buffalo		3	1		
																		177	A	Miami (OH)		3	2		
																		177	H	Miami (OH)		3	1		
																		200	H	Central Mich.		3	0		
																		215	A	Kent St.		1	3		
																		215	H	Kent St.		3	0		
																		215	N	Kent St.		3	0		
																		230	N	Eastern Wash.		3	0		
																		259	A	Akron		3	0		
																		259	H	Akron		3	0		
																		270	H	Cincinnati		3	0		
																		312	N	Bryant		3	0		
						LAST 10 GAMES																			
						22 N Michigan St.						0	3	200 H Central Mich.						3	0				
						52 A VCU						1	3	215 H Kent St.						3	0				
						132 N Eastern Mich.						3	0	177 A Miami (OH)						3	2				
						75 N Northern Ill.						3	0	85 A Bowling Green						3	2				
						215 N Kent St.						3	0	142 H Buffalo						3	1				

**Non-Div. I Games:**

Ohio



Average RPI Win:		177	WON-LOST RECORD		WINNING PCT. RANK		LAST 10 GAMES		STRENGTH OF SCHEDULE		OPP. STRENGTH OF SCHEDULE		TEAM RPI		ADJ RPI		CONF. RPI		ADJ CONF. RPI	
DIV. I ONLY			23- 8		.74194 38		9- 1		55		87		38		.60074 40		14		14	
DIV. I NON-CONF.			5- 8		.38462 227		0- 1		16		6		77		.56816 72		14		14	
TOTALS		RPI 1-25		RPI 26-50		W-L RECORDS		RPI 51-100		RPI 101-150		RPI 150+								
23- 8		0- 5		0- 1		OVERALL		4- 2		5- 0		14- 0								
11- 0		0- 0		0- 0		HOME		2- 0		3- 0		6- 0								
11- 3		0- 2		0- 1		AWAY		2- 0		2- 0		7- 0								
1- 5		0- 3		0- 0		NEUTRAL		0- 2		0- 0		1- 0								
5- 8		0- 5		0- 1		NON-CONFERENCE		2- 2		1- 0		2- 0								
2- 0		0- 0		0- 0		HOME		1- 0		1- 0		0- 0								
2- 3		0- 2		0- 1		AWAY		1- 0		0- 0		1- 0								
1- 5		0- 3		0- 0		NEUTRAL		0- 2		0- 0		1- 0								
18- 0		0- 0		0- 0		CONFERENCE		2- 0		4- 0		12- 0								
9- 0		0- 0		0- 0		HOME		1- 0		2- 0		6- 0								
9- 0		0- 0		0- 0		AWAY		1- 0		2- 0		6- 0								
0- 0		0- 0		0- 0		NEUTRAL		0- 0		0- 0		0- 0								
RPI	S	Opponent		Score		RPI	S	Opponent		Score		RPI	S	Opponent		Score				
1	A	Penn St.		0	3	38	A	Wichita St.		2	3	61	N	UNI		0	3			
9	N	Wisconsin		0	3			66 H Virginia Tech		3	2	107	H	UCF		3	1			
10	N	Minnesota		0	3			71 N Pepperdine		1	3	135	A	South Fla.		3	0			
11	N	Marquette		0	3			87 A Middle Tenn.		3	0	135	H	South Fla.		3	0			
13	A	Kentucky		2	3			88 A SMU		3	0	148	H	Rice		3	0			
								88 H SMU		3	1	167	N	Syracuse		3	0			
												183	A	Temple		3	0			
												183	H	Temple		3	1			
												196	A	Houston		3	0			
												196	H	Houston		3	2			
												204	A	UConn		3	0			
												204	H	UConn		3	1			
												224	A	North Dakota St.		3	0			
												225	A	Memphis		3	0			
												225	H	Memphis		3	1			
												270	A	Cincinnati		3	0			
												270	H	Cincinnati		3	0			
												285	A	Rutgers		3	1			
												285	H	Rutgers		3	0			
LAST 10 GAMES																				
								11 N Marquette		0	3	107	A	UCF		3	0			
								285 H Rutgers		3	0	88	H	SMU		3	1			
								204 H UConn		3	1	196	H	Houston		3	2			
								270 H Cincinnati		3	0	225	A	Memphis		3	0			
								135 A South Fla.		3	0	183	A	Temple		3	0			

**Non-Div. I Games:**

Louisville

Average RPI Win:		139	WON-LOST RECORD		WINNING PCT. RANK		LAST 10 GAMES		STRENGTH OF SCHEDULE		OPP. STRENGTH OF SCHEDULE		TEAM RPI		ADJ RPI		CONF. RPI		ADJ CONF. RPI	
DIV. I ONLY			24- 10		.70588 51		6- 4		52		46		39		.5991 41		4		4	
DIV. I NON-CONF.			13- 3		.8125 34		1- 1		169		148		69		.56925 71		3		4	
TOTALS		RPI 1-25		RPI 26-50		W-L RECORDS		RPI 51-100		RPI 101-150		RPI 150+								
24- 10		0- 7		5- 1		OVERALL		3- 1		7- 0		9- 1								
11- 3		0- 3		3- 0		HOME		0- 0		2- 0		6- 0								
9- 4		0- 3		2- 1		AWAY		2- 0		4- 0		1- 0								
4- 3		0- 1		0- 0		NEUTRAL		1- 1		1- 0		2- 1								
13- 3		0- 1		0- 0		NON-CONFERENCE		2- 1		3- 0		8- 1								
5- 0		0- 0		0- 0		HOME		0- 0		0- 0		5- 0								
4- 0		0- 0		0- 0		AWAY		1- 0		2- 0		1- 0								
4- 3		0- 1		0- 0		NEUTRAL		1- 1		1- 0		2- 1								
11- 7		0- 6		5- 1		CONFERENCE		1- 0		4- 0		1- 0								
6- 3		0- 3		3- 0		HOME		0- 0		2- 0		1- 0								
5- 4		0- 3		2- 1		AWAY		1- 0		2- 0		0- 0								
0- 0		0- 0		0- 0		NEUTRAL		0- 0		0- 0		0- 0								
RPI	S	Opponent		Score		RPI	S	Opponent		Score		RPI	S	Opponent		Score				
4	A	Florida		0 3		29	H	Texas A&M		3 0		114	H	Ole Miss		3 0				
4	H	Florida		0 3		34	A	LSU		0 3		118	A	UAB		3 0				
5	A	Missouri		1 3		34	H	LSU		3 1		120	A	Clemson		3 2				
5	H	Missouri		1 3		36	A	Georgia		3 1		129	A	South Carolina		3 0				
13	A	Kentucky		1 3		44	A	Arkansas		3 1		136	A	Mississippi St.		3 0				
13	H	Kentucky		1 3		44	H	Arkansas		3 1		136	H	Mississippi St.		3 1				
19	N	Oklahoma		1 3								145	N	UNC Wilmington		3 2				
												170	H	Arkansas St.		3 0				
												175	A	FIU		3 0				
												184	H	Tennessee		3 0				
												192	H	South Ala.		3 1				
												205	N	Houston Baptist		0 3				
												213	N	Delaware		3 1				
												217	N	Troy		3 1				
												275	H	Alabama St.		3 0				
												291	H	UT Martin		3 0				
												294	H	Nicholls St.		3 0				
						LAST 10 GAMES														
19	N	Oklahoma		1 3		4	A	Florida		0 3		129	A	South Carolina		3 0				
34	A	LSU		0 3		5	H	Missouri		1 3		44	H	Arkansas		3 1				
136	A	Mississippi St.		3 0		118	A	UAB		3 0										
184	H	Tennessee		3 0																
114	H	Ole Miss		3 0																

Non-Div. I Games:

Alabama

Average RPI Win:	151	WON-LOST RECORD	WINNING PCT. RANK	LAST 10 GAMES	STRENGTH OF SCHEDULE	OPP. STRENGTH OF SCHEDULE	TEAM RPI	ADJ RPI	CONF. RPI	ADJ CONF. RPI									
Average RPI Loss:	27																		
DIV. I ONLY		23- 8	.74194	38	7- 3	74	57	42	.59884	42	5	5							
DIV. I NON-CONF.		12- 2	.85714	20	0- 0	163	123	54	.59235	53	7	7							
<hr/>																			
TOTALS	RPI 1-25	RPI 26-50		W-L RECORDS		RPI 51-100		RPI 101-150		RPI 150+									
23- 8	1- 5	0- 1		OVERALL		4- 2		8- 0		10- 0									
13- 3	1- 2	0- 0		HOME		2- 1		6- 0		4- 0									
6- 4	0- 2	0- 1		AWAY		1- 1		2- 0		3- 0									
4- 1	0- 1	0- 0		NEUTRAL		1- 0		0- 0		3- 0									
<hr/>																			
12- 2	0- 1	0- 1		NON-CONFERENCE		2- 0		4- 0		6- 0									
7- 1	0- 1	0- 0		HOME		1- 0		4- 0		2- 0									
1- 1	0- 0	0- 1		AWAY		0- 0		0- 0		1- 0									
4- 0	0- 0	0- 0		NEUTRAL		1- 0		0- 0		3- 0									
<hr/>																			
11- 6	1- 4	0- 0		CONFERENCE		2- 2		4- 0		4- 0									
6- 2	1- 1	0- 0		HOME		1- 1		2- 0		2- 0									
5- 3	0- 2	0- 0		AWAY		1- 1		2- 0		2- 0									
0- 1	0- 1	0- 0		NEUTRAL		0- 0		0- 0		0- 0									
<hr/>																			
RPI	S	Opponent	Score		RPI	S	Opponent	Score		RPI	S	Opponent	Score						
11	A	Marquette	1	3	26	A	Arizona	0	3	60	A	Xavier	2	3	106	H	Toledo	3	0
11	H	Marquette	1	3						60	H	Xavier	1	3	109	H	IUPUI	3	2
11	N	Marquette	1	3						79	A	Seton Hall	3	1	128	A	St. John's (NY)	3	2
18	A	Creighton	1	3						79	H	Seton Hall	3	0	128	H	St. John's (NY)	3	0
18	H	Creighton	3	1						91	H	Illinois St.	3	2	143	A	Villanova	3	0
22	H	Michigan St.	0	3						97	N	Morehead St.	3	1	143	H	Villanova	3	0
															144	H	IPFW	3	0
															147	H	Green Bay	3	0
															158	A	DePaul	3	1
															158	H	DePaul	3	0
															165	N	Utah Valley	3	0
															174	A	Georgetown	3	0
															174	H	Georgetown	3	0
															184	N	Eastern Ky.	3	0
															184	N	Tennessee	3	0
															270	A	Cincinnati	3	0
															291	H	UT Martin	3	0
															296	H	Wright St.	3	0
<hr/>																			
LAST 10 GAMES																			
11 N Marquette					1	3	174 A Georgetown					3	0						
11 A Marquette					1	3	143 A Villanova					3	0						
158 A DePaul					3	1	158 H DePaul					3	0						
143 H Villanova					3	0	11 H Marquette					1	3						
174 H Georgetown					3	0	128 A St. John's (NY)					3	2						

Non-Div. I Games: Marian (IN) 3 0

Butler

Average RPI Win: 112		WON-LOST	WINNING	LAST 10	STRENGTH OF		OPP. STRENGTH	TEAM	ADJ	CONF.	ADJ CONF.
Average RPI Loss: 17		RECORD	PCT. RANK	GAMES	SCHEDULE		OF SCHEDULE	RPI	RPI	RPI	RPI
DIV. I ONLY		18- 14	.5625	128	29		13	45	.59818	43	1
DIV. I NON-CONF.		12- 0	1	1	63		100	9	.67356	11	1
TOTALS		RPI 1-25	RPI 26-50		W-L RECORDS		RPI 51-100		RPI 101-150		RPI 150+
18- 14	2- 12	1- 1		OVERALL		4- 1		7- 0		4- 0	
7- 6	1- 6	1- 0		HOME		2- 0		2- 0		1- 0	
5- 8	1- 6	0- 1		AWAY		1- 1		3- 0		0- 0	
6- 0	0- 0	0- 0		NEUTRAL		1- 0		2- 0		3- 0	
12- 0	1- 0	0- 0		NON-CONFERENCE		3- 0		4- 0		4- 0	
3- 0	0- 0	0- 0		HOME		1- 0		1- 0		1- 0	
3- 0	1- 0	0- 0		AWAY		1- 0		1- 0		0- 0	
6- 0	0- 0	0- 0		NEUTRAL		1- 0		2- 0		3- 0	
6- 14	1- 12	1- 1		CONFERENCE		1- 1		3- 0		0- 0	
4- 6	1- 6	1- 0		HOME		1- 0		1- 0		0- 0	
2- 8	0- 6	0- 1		AWAY		0- 1		2- 0		0- 0	
0- 0	0- 0	0- 0		NEUTRAL		0- 0		0- 0		0- 0	
RPI S Opponent	Score		RPI S Opponent	Score		RPI S Opponent	Score		RPI S Opponent	Score	
1 A Penn St.	0	3	33 A Michigan	2	3	55 N Western Ky.	3	2	103 N Valparaiso	3	0
1 H Penn St.	0	3	33 H Michigan	3	1	59 A Northwestern	1	3	109 H IUPUI	3	0
8 H Nebraska	1	3				59 H Northwestern	3	0	119 A Iowa	3	1
9 A Wisconsin	1	3				60 H Xavier	3	1	122 A Indiana	3	2
9 H Wisconsin	2	3				75 A Northern Ill.	3	2	122 H Indiana	3	0
10 A Minnesota	0	3							142 A Buffalo	3	0
10 H Minnesota	0	3							147 N Green Bay	3	2
16 A Illinois	1	3							161 N FGCU	3	0
16 H Illinois	1	3							168 H Southeast Mo. St.	3	1
17 A Florida St.	3	1							190 N Liberty	3	0
21 A Purdue	0	3							313 N UMES	3	0
21 H Purdue	3	1									
22 A Michigan St.	0	3									
22 H Michigan St.	0	3									
LAST 10 GAMES											
119 A Iowa	3	1	10 A Minnesota	0	3						
1 H Penn St.	0	3	21 H Purdue	3	1						
59 H Northwestern	3	0	122 H Indiana	3	0						
16 H Illinois	1	3	33 A Michigan	2	3						
9 A Wisconsin	1	3	22 A Michigan St.	0	3						

Non-Div. I Games:

Ohio St.

Average RPI Win:	112	WON-LOST RECORD	WINNING PCT. RANK	LAST 10 GAMES	STRENGTH OF SCHEDULE	OPP. STRENGTH OF SCHEDULE	TEAM RPI	ADJ RPI	CONF. RPI	ADJ CONF. RPI				
DIV. I ONLY		16- 14	.53333	145	3- 7	13	34	46	.5979	44	4	4		
DIV. I NON-CONF.		7- 5	.58333	132	0- 1	13	33	37	.62062	36	3	4		
<hr/>														
TOTALS	RPI 1-25	RPI 26-50		W-L RECORDS		RPI 51-100		RPI 101-150		RPI 150+				
16- 14	1- 7	2- 4		OVERALL		3- 3		6- 0		4- 0				
9- 6	0- 4	1- 1		HOME		3- 1		3- 0		2- 0				
6- 6	1- 2	1- 3		AWAY		0- 1		3- 0		1- 0				
1- 2	0- 1	0- 0		NEUTRAL		0- 1		0- 0		1- 0				
<hr/>														
7- 5	1- 3	1- 0		NON-CONFERENCE		2- 2		0- 0		3- 0				
4- 2	0- 1	0- 0		HOME		2- 1		0- 0		2- 0				
2- 1	1- 1	1- 0		AWAY		0- 0		0- 0		0- 0				
1- 2	0- 1	0- 0		NEUTRAL		0- 1		0- 0		1- 0				
<hr/>														
9- 9	0- 4	1- 4		CONFERENCE		1- 1		6- 0		1- 0				
5- 4	0- 3	1- 1		HOME		1- 0		3- 0		0- 0				
4- 5	0- 1	0- 3		AWAY		0- 1		3- 0		1- 0				
0- 0	0- 0	0- 0		NEUTRAL		0- 0		0- 0		0- 0				
<hr/>														
RPI	S	Opponent	Score		RPI	S	Opponent	Score		RPI	S	Opponent	Score	
4	H	Florida	1	3	29	A	Texas A&M	1	3	58	H	Kansas St.	0	3
5	A	Missouri	0	3	34	A	LSU	2	3	65	A	Auburn	1	3
5	H	Missouri	1	3	36	H	Georgia	3	1	65	H	Auburn	3	1
12	A	Kansas	3	2	37	A	Tulsa	3	1	68	H	New Mexico	3	2
12	H	Kansas	2	3	41	A	Alabama	1	3	98	H	Northwestern St.	3	0
13	H	Kentucky	1	3	41	H	Alabama	1	3	100	N	Texas St.	0	3
18	N	Creighton	1	3										
19	A	Oklahoma	0	3										

Non-Div. I Games:

Arkansas



Average RPI Win:		203	WON-LOST RECORD		WINNING PCT. RANK		LAST 10 GAMES		STRENGTH OF SCHEDULE		OPP. STRENGTH OF SCHEDULE		TEAM RPI		ADJ RPI		CONF. RPI		ADJ CONF. RPI				
DIV. I ONLY			27- 4		.87097 10		9- 1		141		161		41		.59612 46		20		20				
DIV. I NON-CONF.			8- 4		.66667 81		0- 1		130		107		81		.55595 80		23		23				
TOTALS		RPI 1-25		RPI 26-50		W-L RECORDS		RPI 51-100		RPI 101-150		RPI 150+											
27- 4		1- 3		0- 1		OVERALL		5- 0		2- 0		19- 0											
12- 0		0- 0		0- 0		HOME		2- 0		1- 0		9- 0											
11- 1		0- 0		0- 0		AWAY		2- 0		1- 0		8- 0											
4- 3		1- 3		0- 0		NEUTRAL		1- 0		0- 0		2- 0											
8- 4		1- 3		0- 1		NON-CONFERENCE		0- 0		0- 0		7- 0											
5- 0		0- 0		0- 0		HOME		0- 0		0- 0		5- 0											
1- 1		0- 0		0- 1		AWAY		0- 0		0- 0		1- 0											
2- 3		1- 3		0- 0		NEUTRAL		0- 0		0- 0		1- 0											
19- 0		0- 0		0- 0		CONFERENCE		5- 0		2- 0		12- 0											
7- 0		0- 0		0- 0		HOME		2- 0		1- 0		4- 0											
10- 0		0- 0		0- 0		AWAY		2- 0		1- 0		7- 0											
2- 0		0- 0		0- 0		NEUTRAL		1- 0		0- 0		1- 0											
RPI	S	Opponent		Score		RPI	S	Opponent		Score		RPI	S	Opponent		Score							
1	N	Penn St.		0	3	26	A	Arizona		1	3	96	A	Oral Roberts		3	1	126	A	A&M-Corpus Christi		3	1
11	N	Marquette		2	3							96	H	Oral Roberts		3	1	126	H	A&M-Corpus Christi		3	1
12	N	Kansas		3	1							98	A	Northwestern St.		3	1	160	A	Sam Houston St.		3	1
21	N	Purdue		0	3							98	H	Northwestern St.		3	1	161	A	FGCU		3	1
												98	N	Northwestern St.		3	2	182	A	Stephen F. Austin		3	0
																		182	H	Stephen F. Austin		3	0
																		182	N	Stephen F. Austin		3	0
																		205	H	Houston Baptist		3	1
																		249	A	Lamar		3	0
																		263	N	Morgan St.		3	0
																		264	A	Southeastern La.		3	0
																		264	H	Southeastern La.		3	0
																		265	A	McNeese St.		3	0
																		278	H	Tex.-Pan American		3	0
																		279	H	Louisiana Tech		3	0
																		288	H	La.-Monroe		3	0
																		294	A	Nicholls St.		3	0
																		298	A	New Orleans		3	0
																		298	H	New Orleans		3	0
																		309	H	Jackson St.		3	1
																		319	H	Ark.-Pine Bluff		3	0
						LAST 10 GAMES																	
						21	N	Purdue		0	3	298	H	New Orleans		3	0						
						98	N	Northwestern St.		3	2	98	A	Northwestern St.		3	1						
						126	A	A&M-Corpus Christi		3	1	96	A	Oral Roberts		3	1						
						182	N	Stephen F. Austin		3	0	160	A	Sam Houston St.		3	1						
						264	H	Southeastern La.		3	0	249	A	Lamar		3	0						

Non-Div. I Games: Incarnate Word 3 0 Abilene Christian 3 0

Central Ark.

Average RPI Win:	105	WON-LOST RECORD	WINNING PCT. RANK	LAST 10 GAMES	STRENGTH OF SCHEDULE	OPP. STRENGTH OF SCHEDULE	TEAM RPI	ADJ RPI	CONF. RPI	ADJ CONF. RPI				
DIV. I ONLY		18- 14	.5625	128	3- 7	31	18	51	.59535	47	2	2		
DIV. I NON-CONF.		9- 3	.75	52	1- 1	78	101	47	.60004	47	2	2		
<hr/>														
TOTALS	RPI 1-25	RPI 26-50		W-L RECORDS		RPI 51-100		RPI 101-150		RPI 150+				
18- 14	1- 5	4- 6		OVERALL		6- 2		2- 1		5- 0				
8- 4	1- 1	3- 2		HOME		3- 1		1- 0		0- 0				
4- 10	0- 4	0- 4		AWAY		2- 1		1- 1		1- 0				
6- 0	0- 0	1- 0		NEUTRAL		1- 0		0- 0		4- 0				
<hr/>														
9- 3	0- 1	1- 0		NON-CONFERENCE		3- 1		0- 1		5- 0				
1- 1	0- 0	0- 0		HOME		1- 1		0- 0		0- 0				
2- 2	0- 1	0- 0		AWAY		1- 0		0- 1		1- 0				
6- 0	0- 0	1- 0		NEUTRAL		1- 0		0- 0		4- 0				
<hr/>														
9- 11	1- 4	3- 6		CONFERENCE		3- 1		2- 0		0- 0				
7- 3	1- 1	3- 2		HOME		2- 0		1- 0		0- 0				
2- 8	0- 3	0- 4		AWAY		1- 1		1- 0		0- 0				
0- 0	0- 0	0- 0		NEUTRAL		0- 0		0- 0		0- 0				
<hr/>														
RPI	S	Opponent	Score		RPI	S	Opponent	Score		RPI	S	Opponent	Score	
3	A	Washington	0	3	26	A	Arizona	0	3	51	A	Arizona St.	0	3
3	H	Washington	3	1	26	H	Arizona	3	0	51	H	Arizona St.	3	1
6	A	Stanford	0	3	27	N	Iowa St.	3	1	56	H	St. Mary's (CA)	1	3
6	H	Stanford	0	3	28	A	Utah	2	3	56	H	St. Mary's (CA)	3	1
7	A	Southern California	0	3	28	H	Utah	3	2	67	A	Washington St.	3	2
10	A	Minnesota	2	3	31	A	Oregon	0	3	67	H	Washington St.	3	1
					31	H	Oregon	1	3	94	A	Baylor	3	0
					35	A	California	0	3	98	N	Northwestern St.	3	0
					35	H	California	1	3					
					48	H	UCLA	3	2					
<hr/>														
LAST 10 GAMES														
10	A	Minnesota	2	3	138	H	Oregon St.	3	0					
27	N	Iowa St.	3	1	26	A	Arizona	0	3					
7	A	Southern California	0	3	51	A	Arizona St.	0	3					
28	H	Utah	3	2	35	H	California	1	3					
31	H	Oregon	1	3	6	H	Stanford	0	3					

Non-Div. I Games:

Colorado



Average RPI Win:		97	WON-LOST RECORD		WINNING PCT. RANK		LAST 10 GAMES		STRENGTH OF SCHEDULE		OPP. STRENGTH OF SCHEDULE		TEAM RPI		ADJ RPI		CONF. RPI		ADJ CONF. RPI	
DIV. I ONLY			15- 15		.5 169		3- 7		15		14		53		.59061		48		2 2	
DIV. I NON-CONF.			9- 1		.9 14		0- 0		36		65		12		.66813		13		2 2	
TOTALS		RPI 1-25		RPI 26-50		W-L RECORDS		RPI 51-100		RPI 101-150		RPI 150+								
15- 15		1- 7		2- 7		OVERALL		5- 1		6- 0		1- 0								
3- 7		0- 3		1- 3		HOME		1- 1		1- 0		0- 0								
6- 8		0- 4		0- 4		AWAY		3- 0		3- 0		0- 0								
6- 0		1- 0		1- 0		NEUTRAL		1- 0		2- 0		1- 0								
9- 1		1- 1		1- 0		NON-CONFERENCE		2- 0		4- 0		1- 0								
0- 0		0- 0		0- 0		HOME		0- 0		0- 0		0- 0								
3- 1		0- 1		0- 0		AWAY		1- 0		2- 0		0- 0								
6- 0		1- 0		1- 0		NEUTRAL		1- 0		2- 0		1- 0								
6- 14		0- 6		1- 7		CONFERENCE		3- 1		2- 0		0- 0								
3- 7		0- 3		1- 3		HOME		1- 1		1- 0		0- 0								
3- 7		0- 3		0- 4		AWAY		2- 0		1- 0		0- 0								
0- 0		0- 0		0- 0		NEUTRAL		0- 0		0- 0		0- 0								
RPI	S	Opponent		Score		RPI	S	Opponent		Score		RPI	S	Opponent		Score				
3	A	Washington		0 3		26	A	Arizona		0 3		51	A	Arizona St.		3 0				
3	H	Washington		1 3		26	H	Arizona		3 0		51	H	Arizona St.		2 3				
6	A	Stanford		1 3		28	H	Utah		1 3		67	A	Washington St.		3 2				
6	H	Stanford		0 3		31	A	Oregon		1 3		67	H	Washington St.		3 1				
7	A	Southern California		1 3		31	H	Oregon		2 3		80	A	Long Beach St.		3 2				
7	H	Southern California		0 3		32	N	Cal St. Northridge		3 2		93	N	New Mexico St.		3 0				
18	N	Creighton		3 1		35	A	California		2 3										
20	A	Hawaii		0 3		35	H	California		0 3										
						47	A	Colorado		2 3										
						LAST 10 GAMES														
						28	H	Utah		1 3		3	A	Washington		0 3				
						7	H	Southern California		0 3		31	H	Oregon		2 3				
						26	H	Arizona		3 0		138	H	Oregon St.		3 0				
						51	H	Arizona St.		2 3		35	A	California		2 3				
						67	A	Washington St.		3 2		6	A	Stanford		1 3				

Non-Div. I Games:

UCLA

Average RPI Win: 161		WON-LOST RECORD	WINNING PCT. RANK		LAST 10 GAMES		STRENGTH OF SCHEDULE		OPP. STRENGTH OF SCHEDULE		TEAM RPI	ADJ RPI	CONF. RPI	ADJ CONF. RPI			
Average RPI Loss: 58																	
DIV. I ONLY		24- 8	.75	35	9- 1		86		102		48	.5901	49	11	11		
DIV. I NON-CONF.		8- 7	.53333	162	0- 1		120		61		118	.53032	119	12	11		
TOTALS		RPI 1-25		RPI 26-50		W-L RECORDS		RPI 51-100		RPI 101-150		RPI 150+					
24- 8		0- 1		1- 3		OVERALL		2- 4		9- 0		12- 0					
10- 3		0- 1		1- 1		HOME		0- 1		4- 0		5- 0					
8- 3		0- 0		0- 1		AWAY		1- 2		2- 0		5- 0					
6- 2		0- 0		0- 1		NEUTRAL		1- 1		3- 0		2- 0					
8- 7		0- 1		0- 3		NON-CONFERENCE		0- 3		4- 0		4- 0					
3- 3		0- 1		0- 1		HOME		0- 1		1- 0		2- 0					
2- 2		0- 0		0- 1		AWAY		0- 1		1- 0		1- 0					
3- 2		0- 0		0- 1		NEUTRAL		0- 1		2- 0		1- 0					
16- 1		0- 0		1- 0		CONFERENCE		2- 1		5- 0		8- 0					
7- 0		0- 0		1- 0		HOME		0- 0		3- 0		3- 0					
6- 1		0- 0		0- 0		AWAY		1- 1		1- 0		4- 0					
3- 0		0- 0		0- 0		NEUTRAL		1- 0		1- 0		1- 0					
RPI	S	Opponent		Score		RPI	S	Opponent		Score		RPI	S	Opponent		Score	
4	H	Florida		0 3		29	H	Texas A&M		1 3		54	A	Tulane		3 1	
						29	N	Texas A&M		0 3		54	N	Tulane		3 1	
						34	A	LSU		1 3		87	A	Middle Tenn.		0 3	
						37	H	Tulsa		3 0		89	N	San Diego St.		1 3	
												94	A	Baylor		1 3	
												100	H	Texas St.		2 3	

Non-Div. I Games:

UTSA

Average RPI Win:		199	WON-LOST RECORD		WINNING PCT. RANK		LAST 10 GAMES		STRENGTH OF SCHEDULE		OPP. STRENGTH OF SCHEDULE		TEAM RPI		ADJ RPI		CONF. RPI		ADJ CONF. RPI	
DIV. I ONLY			22- 9		.70968 47		7- 3		43		142		47		.58932 50		15		16	
DIV. I NON-CONF.			8- 5		.61538 109		0- 0		29		99		52		.59337 51		19		20	
TOTALS		RPI 1-25		RPI 26-50		W-L RECORDS		RPI 51-100		RPI 101-150		RPI 150+								
22- 9		0- 2		0- 4		OVERALL		5- 2		2- 1		15- 0								
10- 2		0- 0		0- 1		HOME		1- 0		1- 1		8- 0								
8- 4		0- 0		0- 3		AWAY		2- 1		1- 0		5- 0								
4- 3		0- 2		0- 0		NEUTRAL		2- 1		0- 0		2- 0								
8- 5		0- 2		0- 1		NON-CONFERENCE		2- 2		1- 0		5- 0								
4- 0		0- 0		0- 0		HOME		0- 0		1- 0		3- 0								
1- 2		0- 0		0- 1		AWAY		1- 1		0- 0		0- 0								
3- 3		0- 2		0- 0		NEUTRAL		1- 1		0- 0		2- 0								
14- 4		0- 0		0- 3		CONFERENCE		3- 0		1- 1		10- 0								
6- 2		0- 0		0- 1		HOME		1- 0		0- 1		5- 0								
7- 2		0- 0		0- 2		AWAY		1- 0		1- 0		5- 0								
1- 0		0- 0		0- 0		NEUTRAL		1- 0		0- 0		0- 0								
RPI	S	Opponent		Score		RPI	S	Opponent		Score		RPI	S	Opponent		Score				
5	N	Missouri		0	3	30	A	American		0	3	52	N	VCU		2	3			
9	N	Wisconsin		0	3	30	A	American		0	3	57	A	North Carolina St.		3	2			
						30	H	American		2	3	79	N	Seton Hall		3	2			
						45	A	Yale		0	3	84	A	LIU Brooklyn		2	3			
												99	A	Army		3	0			
												99	H	Army		3	1			
												99	N	Army		3	0			
														202 H Central Conn. St.		3	0			
														226 A Navy		3	1			
														226 H Navy		3	2			
														227 N Cornell		3	0			
														239 H Albany (NY)		3	0			
														247 A Bucknell		3	0			
														247 H Bucknell		3	0			
														256 A Loyola Maryland		3	1			
														256 H Loyola Maryland		3	1			
														271 A Lafayette		3	0			
														271 H Lafayette		3	0			
														280 A Holy Cross		3	0			
														280 H Holy Cross		3	0			
														295 H Binghamton		3	1			
LAST 10 GAMES																				
						30	A	American		0	3	226	H	Navy		3	2			
						99	N	Army		3	0	280	A	Holy Cross		3	0			
						30	A	American		0	3	99	A	Army		3	0			
						256	A	Loyola Maryland		3	1	271	H	Lafayette		3	0			
						140	H	Lehigh		0	3	247	H	Bucknell		3	0			

Non-Div. I Games:

Colgate

Average RPI Win:		125	WON-LOST RECORD		WINNING PCT. RANK		LAST 10 GAMES		STRENGTH OF SCHEDULE		OPP. STRENGTH OF SCHEDULE		TEAM RPI		ADJ RPI		CONF. RPI		ADJ CONF. RPI				
DIV. I ONLY			19- 14		.57576 119		5- 5		36		20		54		.58772 51		2		2				
DIV. I NON-CONF.			11- 2		.84615 27		0- 1		105		97		40		.61167 39		2		2				
TOTALS		RPI 1-25		RPI 26-50				W-L RECORDS				RPI 51-100				RPI 101-150				RPI 150+			
19- 14		1- 7		6- 6				OVERALL				1- 1				3- 0				8- 0			
8- 5		0- 2		3- 3				HOME				1- 0				1- 0				3- 0			
5- 8		0- 4		2- 3				AWAY				0- 1				1- 0				2- 0			
6- 1		1- 1		1- 0				NEUTRAL				0- 0				1- 0				3- 0			
11- 2		1- 2		1- 0				NON-CONFERENCE				0- 0				1- 0				8- 0			
3- 0		0- 0		0- 0				HOME				0- 0				0- 0				3- 0			
2- 1		0- 1		0- 0				AWAY				0- 0				0- 0				2- 0			
6- 1		1- 1		1- 0				NEUTRAL				0- 0				1- 0				3- 0			
8- 12		0- 5		5- 6				CONFERENCE				1- 1				2- 0				0- 0			
5- 5		0- 2		3- 3				HOME				1- 0				1- 0				0- 0			
3- 7		0- 3		2- 3				AWAY				0- 1				1- 0				0- 0			
0- 0		0- 0		0- 0				NEUTRAL				0- 0				0- 0				0- 0			
RPI	S	Opponent		Score		RPI	S	Opponent		Score		RPI	S	Opponent		Score		RPI	S	Opponent		Score	
2	N	Texas		3	0	26	A	Arizona		1	3	67	A	Washington St.		2	3	131	N	UNLV		3	0
3	A	Washington		0	3	26	H	Arizona		3	0	67	H	Washington St.		3	0	138	A	Oregon St.		3	1
3	H	Washington		1	3	28	A	Utah		2	3							138	H	Oregon St.		3	0
6	A	Stanford		0	3	28	H	Utah		1	3							152	A	Gonzaga		3	0
7	A	Southern California		0	3	31	A	Oregon		3	1							164	H	Cal Poly		3	0
7	H	Southern California		0	3	31	H	Oregon		1	3							165	A	Utah Valley		3	0
16	A	Illinois		2	3	35	H	California		3	1							193	N	Youngstown St.		3	0
25	N	BYU		2	3	38	N	Wichita St.		3	0							216	N	Seattle		3	0
						47	A	Colorado		1	3							224	N	North Dakota St.		3	0
						47	H	Colorado		3	0							275	H	Alabama St.		3	0
						48	A	UCLA		3	2							288	H	La.-Monroe		3	0
						48	H	UCLA		0	3												
LAST 10 GAMES																							
25	N	BYU		2	3	28	H	Utah		1	3												
26	A	Arizona		1	3	47	H	Colorado		3	0												
35	H	California		3	1	3	H	Washington		1	3												
7	A	Southern California		0	3	67	H	Washington St.		3	0												
48	A	UCLA		3	2	138	A	Oregon St.		3	1												

Non-Div. I Games:

Arizona St.





T  
u  
l  
a  
n  
e

Tulane					Through Games Of Through Matches of Dec. 21, 2013 (										
Average RPI Win:		198	WON-LOST	WINNING	LAST 10	STRENGTH OF		OPP. STRENGTH	TEAM	ADJ	CONF.	ADJ CONF.			
Average RPI Loss:		83	RECORD	PCT. RANK	GAMES	SCHEDULE		OF SCHEDULE	RPI	RPI	RPI	RPI			
DIV. I ONLY			28- 4	.875	8	167		220	52	.58624	54	11			
DIV. I NON-CONF.			14- 1	.93333	6	262		301	79	.55465	83	12			
TOTALS		RPI 1-25		RPI 26-50		W-L RECORDS		RPI 51-100		RPI 101-150		RPI 150+			
28- 4		0- 0		2- 2		OVERALL		1- 0		5- 2		20- 0			
12- 2		0- 0		0- 1		HOME		1- 0		0- 1		11- 0			
11- 1		0- 0		1- 0		AWAY		0- 0		3- 1		7- 0			
5- 1		0- 0		1- 1		NEUTRAL		0- 0		2- 0		2- 0			
14- 1		0- 0		0- 0		NON-CONFERENCE		0- 0		1- 1		13- 0			
6- 1		0- 0		0- 0		HOME		0- 0		0- 1		6- 0			
5- 0		0- 0		0- 0		AWAY		0- 0		0- 0		5- 0			
3- 0		0- 0		0- 0		NEUTRAL		0- 0		1- 0		2- 0			
14- 3		0- 0		2- 2		CONFERENCE		1- 0		4- 1		7- 0			
6- 1		0- 0		0- 1		HOME		1- 0		0- 0		5- 0			
6- 1		0- 0		1- 0		AWAY		0- 0		3- 1		2- 0			
2- 1		0- 0		1- 1		NEUTRAL		0- 0		1- 0		0- 0			
RPI	S	Opponent	Score	RPI	S	Opponent	Score	RPI	S	Opponent	Score				
				37	A	Tulsa	3 0	87	H	Middle Tenn.	3 1	106	N	Toledo	3 1
				37	N	Tulsa	3 1					112	H	North Dakota	1 3
				49	H	UTSA	1 3					118	A	UAB	3 1
				49	N	UTSA	1 3					118	N	UAB	3 1
												121	A	North Texas	1 3
												125	A	Marshall	3 0
												148	A	Rice	3 1
												155	A	Radford	3 1
												155	A	Radford	3 1
												157	H	UTEP	3 1
												175	H	FIU	3 0
												179	H	Southern Miss.	3 1
												189	H	Fla. Atlantic	3 0
												193	A	Youngstown St.	3 1
												212	H	Florida A&M	3 0
												232	A	East Carolina	3 1
												249	H	Lamar	3 0
												251	A	Charlotte	3 0
												255	H	Texas Southern	3 0
												264	A	Southeastern La.	3 1
												279	H	Louisiana Tech	3 0
				LAST 10 GAMES								283	H	Rider	3 0
				49	N	UTSA	1 3	148	A	Rice	3 1	294	H	Nicholls St.	3 2
				37	N	Tulsa	3 1	37	A	Tulsa	3 0	298	A	New Orleans	3 0
				118	N	UAB	3 1	121	A	North Texas	1 3	301	N	Saint Francis (PA)	3 0
				87	H	Middle Tenn.	3 1	118	A	UAB	3 1	321	H	Mississippi Val.	3 0
				279	H	Louisiana Tech	3 0	189	H	Fla. Atlantic	3 0	331	N	Savannah St.	3 0

T  
u  
l  
a  
n  
e

Non-Div. I Games:

Tulane

[illegible]

**Non-Div. I Games:**

Western Ky.



Average RPI Win:	121	WON-LOST RECORD	WINNING PCT. RANK	LAST 10 GAMES	STRENGTH OF SCHEDULE	OPP. STRENGTH OF SCHEDULE	TEAM RPI	ADJ RPI	CONF. RPI	ADJ CONF. RPI	
DIV. I ONLY		18- 9	.66667 58	7- 3	89	45	62	.58407 56	7	7	
DIV. I NON-CONF.		5- 4	.55556 149	1- 0	51	5	64	.58345 64	5	5	
<hr/>											
TOTALS	RPI 1-25	RPI 26-50		W-L RECORDS	RPI 51-100		RPI 101-150		RPI 150+		
18- 9	2- 4	2- 1		OVERALL	2- 1		6- 3		6- 0		
11- 1	1- 1	0- 0		HOME	2- 0		4- 0		4- 0		
6- 7	1- 3	1- 1		AWAY	0- 1		2- 2		2- 0		
1- 1	0- 0	1- 0		NEUTRAL	0- 0		0- 1		0- 0		
<hr/>											
5- 4	0- 2	2- 1		NON-CONFERENCE	1- 0		0- 1		2- 0		
3- 0	0- 0	0- 0		HOME	1- 0		0- 0		2- 0		
1- 3	0- 2	1- 1		AWAY	0- 0		0- 0		0- 0		
1- 1	0- 0	1- 0		NEUTRAL	0- 0		0- 1		0- 0		
<hr/>											
13- 5	2- 2	0- 0		CONFERENCE	1- 1		6- 2		4- 0		
8- 1	1- 1	0- 0		HOME	1- 0		4- 0		2- 0		
5- 4	1- 1	0- 0		AWAY	0- 1		2- 2		2- 0		
0- 0	0- 0	0- 0		NEUTRAL	0- 0		0- 0		0- 0		
<hr/>											
RPI S	Opponent	Score	RPI S	Opponent	Score	RPI S	Opponent	Score	RPI S	Opponent	Score
6 A	Stanford	1 3	27 N	Iowa St.	3 1	53 H	Miami (FL)	3 0	113 N	Dayton	2 3
8 A	Nebraska	1 3	47 A	Colorado	1 3	71 A	Pepperdine	2 3	115 A	Pacific	3 0
15 A	San Diego	3 2	47 A	Colorado	3 1	71 H	Pepperdine	3 0	115 H	Pacific	3 1
15 H	San Diego	0 3							116 A	Loyola Marymount	0 3
25 A	BYU	2 3							116 H	Loyola Marymount	3 2
25 H	BYU	3 2							117 A	San Francisco	1 3
									117 H	San Francisco	3 0
									127 A	Santa Clara	3 2
									127 H	Santa Clara	3 0
									152 A	Gonzaga	3 0
									152 H	Gonzaga	3 1
									157 H	UTEP	3 0
									218 H	Air Force	3 0
									268 A	Portland	3 0
									268 H	Portland	3 0
<hr/>											
			LAST 10 GAMES								
			157 H UTEP 3 0			116 A Loyola Marymount 0 3					
			268 A Portland 3 0			71 A Pepperdine 2 3					
			152 A Gonzaga 3 0			115 A Pacific 3 0					
			117 H San Francisco 3 0			25 H BYU 3 2					
			127 H Santa Clara 3 0			15 H San Diego 0 3					

**Non-Div. I Games:**

St. Mary's (CA)

Average RPI Win:		154	WON-LOST RECORD		WINNING PCT. RANK		LAST 10 GAMES		STRENGTH OF SCHEDULE		OPP. STRENGTH OF SCHEDULE		TEAM RPI		ADJ RPI		CONF. RPI		ADJ CONF. RPI	
DIV. I ONLY			20- 12		.625 81		3- 7		37		66		55		.58277 57		6 6			
DIV. I NON-CONF.			9- 3		.75 52		0- 0		81		136		53		.59181 54		6 6			
TOTALS		RPI 1-25		RPI 26-50		W-L RECORDS		RPI 51-100		RPI 101-150		RPI 150+								
20- 12		1- 6		0- 1		OVERALL		4- 4		5- 1		10- 0								
12- 4		1- 2		0- 1		HOME		3- 1		4- 0		4- 0								
5- 7		0- 3		0- 0		AWAY		1- 3		1- 1		3- 0								
3- 1		0- 1		0- 0		NEUTRAL		0- 0		0- 0		3- 0								
9- 3		0- 2		0- 1		NON-CONFERENCE		1- 0		1- 0		7- 0								
4- 2		0- 1		0- 1		HOME		1- 0		0- 0		3- 0								
2- 0		0- 0		0- 0		AWAY		0- 0		1- 0		1- 0								
3- 1		0- 1		0- 0		NEUTRAL		0- 0		0- 0		3- 0								
11- 9		1- 4		0- 0		CONFERENCE		3- 4		4- 1		3- 0								
8- 2		1- 1		0- 0		HOME		2- 1		4- 0		1- 0								
3- 7		0- 3		0- 0		AWAY		1- 3		0- 1		2- 0								
0- 0		0- 0		0- 0		NEUTRAL		0- 0		0- 0		0- 0								
RPI S	Opponent		Score		RPI S	Opponent		Score		RPI S	Opponent		Score		RPI S	Opponent		Score		
5 N	Missouri		0 3		50 H	Colgate		2 3		52 H	VCU		3 1		104 A	Wake Forest		2 3		
9 H	Wisconsin		1 3							53 A	Miami (FL)		0 3		104 H	Wake Forest		3 0		
14 A	Duke		1 3							66 A	Virginia Tech		0 3		111 H	Notre Dame		3 1		
14 H	Duke		3 1							66 H	Virginia Tech		0 3		120 H	Clemson		3 0		
17 A	Florida St.		0 3							72 A	Virginia		3 0		134 H	Maryland		3 1		
24 A	North Carolina		0 3							72 H	Virginia		3 2		148 A	Rice		3 1		
24 H	North Carolina		0 3							82 A	Pittsburgh		0 3		153 H	Appalachian St.		3 0		
										82 H	Pittsburgh		3 2		162 H	Georgia Tech		3 2		
														167 A	Syracuse		3 1			
														173 N	Cleveland St.		3 0			
														205 N	Houston Baptist		3 1			
														220 H	Towson		3 1			
														231 A	Boston College		3 0			
														282 A	Canisius		3 0			
														292 N	Hartford		3 0			
														295 H	Binghamton		3 0			
LAST 10 GAMES																				

Non-Div. I Games:

North Carolina St.

Average RPI Win:	119	WON-LOST	WINNING	LAST 10	STRENGTH OF	OPP. STRENGTH	TEAM	ADJ	CONF.	ADJ CONF.			
Average RPI Loss:	61	RECORD	PCT. RANK	GAMES	SCHEDULE	OF SCHEDULE	RPI	RPI	RPI	RPI			
DIV. I ONLY	18- 11	.62069	83	4- 6	61	31	61	.58265	58	3	3		
DIV. I NON-CONF.	12- 1	.92308	10	0- 0	155	63	36	.61947	37	4	3		
<hr/>													
TOTALS	RPI 1-25	RPI 26-50		W-L RECORDS		RPI 51-100		RPI 101-150		RPI 150+			
18- 11	1- 5	4- 1		OVERALL		4- 3		2- 1		7- 1			
10- 2	1- 2	2- 0		HOME		3- 0		1- 0		3- 0			
4- 8	0- 3	2- 1		AWAY		1- 3		1- 0		0- 1			
4- 1	0- 0	0- 0		NEUTRAL		0- 0		0- 1		4- 0			
12- 1	0- 0	3- 0		NON-CONFERENCE		1- 0		2- 1		6- 0			
4- 0	0- 0	1- 0		HOME		0- 0		1- 0		2- 0			
4- 0	0- 0	2- 0		AWAY		1- 0		1- 0		0- 0			
4- 1	0- 0	0- 0		NEUTRAL		0- 0		0- 1		4- 0			
6- 10	1- 5	1- 1		CONFERENCE		3- 3		0- 0		1- 1			
6- 2	1- 2	1- 0		HOME		3- 0		0- 0		1- 0			
0- 8	0- 3	0- 1		AWAY		0- 3		0- 0		0- 1			
0- 0	0- 0	0- 0		NEUTRAL		0- 0		0- 0		0- 0			
RPI S	Opponent	Score	RPI S	Opponent	Score	RPI S	Opponent	Score	RPI S	Opponent	Score		
2 A	Texas	0 3	27 A	Iowa St.	0 3	70 A	Missouri St.	3 0	105 H	Southern Ill.	3 0		
2 H	Texas	0 3	27 H	Iowa St.	3 0	74 A	West Virginia	1 3	127 N	Santa Clara	0 3		
12 A	Kansas	1 3	35 A	California	3 2	74 H	West Virginia	3 0	131 A	UNLV	3 2		
12 H	Kansas	0 3	37 H	Tulsa	3 1	92 A	TCU	0 3	164 N	Cal Poly	3 1		
19 A	Oklahoma	1 3	44 A	Arkansas	3 0	92 H	TCU	3 2	168 H	Southeast Mo. St.	3 0		
19 H	Oklahoma	3 0				94 A	Baylor	1 3	191 N	Cal St. Fullerton	3 2		
						94 H	Baylor	3 0	198 N	Saint Louis	3 1		
									209 A	Texas Tech	1 3		
									209 H	Texas Tech	3 0		
									210 H	Siena	3 0		
									268 N	Portland	3 2		
<hr/>													
LAST 10 GAMES													
27 H Iowa St.						3	0	74 H West Virginia				3	0
92 A TCU						0	3	209 A Texas Tech				1	3
2 A Texas						0	3	19 H Oklahoma				3	0
94 H Baylor						3	0	2 H Texas				0	3
12 A Kansas						1	3	94 A Baylor				1	3

Non-Div. I Games:

Kansas St.





Average RPI Win: 173		WON-LOST RECORD	WINNING PCT. RANK	LAST 10 GAMES	STRENGTH OF SCHEDULE	OPP. STRENGTH OF SCHEDULE	TEAM RPI	ADJ RPI	CONF. RPI	ADJ CONF. RPI	
Average RPI Loss: 62											
DIV. I ONLY		23- 8	.74194 38	8- 2	116	92	60	.5799 61	12	13	
DIV. I NON-CONF.		8- 4	.66667 81	0- 0	91	35	67	.57727 67	11	12	
<hr/>											
TOTALS		RPI 1-25	RPI 26-50		W-L RECORDS		RPI 51-100		RPI 101-150		RPI 150+
23- 8		0- 1	2- 3		OVERALL		5- 1		2- 3		14- 0
10- 3		0- 0	0- 2		HOME		2- 0		2- 1		6- 0
11- 2		0- 0	1- 1		AWAY		3- 0		0- 1		7- 0
2- 3		0- 1	1- 0		NEUTRAL		0- 1		0- 1		1- 0
8- 4		0- 1	1- 2		NON-CONFERENCE		1- 1		2- 0		4- 0
3- 1		0- 0	0- 1		HOME		0- 0		2- 0		1- 0
3- 1		0- 0	0- 1		AWAY		1- 0		0- 0		2- 0
2- 2		0- 1	1- 0		NEUTRAL		0- 1		0- 0		1- 0
15- 4		0- 0	1- 1		CONFERENCE		4- 0		0- 3		10- 0
7- 2		0- 0	0- 1		HOME		2- 0		0- 1		5- 0
8- 1		0- 0	1- 0		AWAY		2- 0		0- 1		5- 0
0- 1		0- 0	0- 0		NEUTRAL		0- 0		0- 1		0- 0
RPI S	Opponent	Score		RPI S	Opponent	Score		RPI S	Opponent	Score	
9 N	Wisconsin	2	3	27 H	Iowa St.	2	3	70 A	Missouri St.	3	1
				28 A	Utah	1	3	70 H	Missouri St.	3	2
				38 A	Wichita St.	3	0	75 A	Northern Ill.	3	0
				38 H	Wichita St.	1	3	81 N	Utah St.	1	3
				40 N	Louisville	3	0	91 A	Illinois St.	3	1
								91 H	Illinois St.	3	1
								</			

Non-Div. I Games:

UNI

Average RPI Win:		166	WON-LOST RECORD		WINNING PCT. RANK		LAST 10 GAMES		STRENGTH OF SCHEDULE		OPP. STRENGTH OF SCHEDULE		TEAM RPI		ADJ RPI		CONF. RPI		ADJ CONF. RPI				
DIV. I ONLY			18- 11		.62069 83		7- 3		54		67		66		.57936 62		8		8				
DIV. I NON-CONF.			5- 8		.38462 227		0- 1		41		36		114		.53762 107		8		8				
TOTALS		RPI 1-25		RPI 26-50				W-L RECORDS		RPI 51-100				RPI 101-150				RPI 150+					
18- 11		1- 6		2- 1				OVERALL		1- 4				4- 0				10- 0					
6- 3		0- 2		1- 0				HOME		0- 1				2- 0				3- 0					
7- 5		1- 2		1- 1				AWAY		0- 2				2- 0				3- 0					
5- 3		0- 2		0- 0				NEUTRAL		1- 1				0- 0				4- 0					
5- 8		0- 5		0- 1				NON-CONFERENCE		1- 2				0- 0				4- 0					
0- 1		0- 1		0- 0				HOME		0- 0				0- 0				0- 0					
0- 4		0- 2		0- 1				AWAY		0- 1				0- 0				0- 0					
5- 3		0- 2		0- 0				NEUTRAL		1- 1				0- 0				4- 0					
13- 3		1- 1		2- 0				CONFERENCE		0- 2				4- 0				6- 0					
6- 2		0- 1		1- 0				HOME		0- 1				2- 0				3- 0					
7- 1		1- 0		1- 0				AWAY		0- 1				2- 0				3- 0					
0- 0		0- 0		0- 0				NEUTRAL		0- 0				0- 0				0- 0					
RPI	S	Opponent		Score		RPI	S	Opponent		Score		RPI	S	Opponent		Score							
6	H	Stanford		0	3	26	A	Arizona		2	3	71	A	Pepperdine		1	3	110	A	UC Irvine	3	1	
7	N	Southern California		1	3	32	A	Cal St. Northridge		3	2	72	N	Virginia		2	3	110	H	UC Irvine	3	0	
15	A	San Diego		0	3	32	H	Cal St. Northridge		3	0	80	A	Long Beach St.		2	3	149	A	UC Davis	3	0	
15	A	San Diego		0	3							80	H	Long Beach St.		2	3	149	H	UC Davis	3	2	
20	A	Hawaii		3	2							93	N	New Mexico St.		3	2	164	A	Cal Poly	3	0	
20	H	Hawaii		2	3													164	H	Cal Poly	3	1	
23	N	Colorado St.		1	3													191	A	Cal St. Fullerton	3	0	
																		191	H	Cal St. Fullerton	3	0	
																		230	N	Eastern Wash.	3	0	
																		256	N	Loyola Maryland	3	0	
																		258	N	Wofford	3	0	
																		273	N	Nevada	3	2	
																		287	A	UC Riverside	3	0	
																		287	H	UC Riverside	3	0	
LAST 10 GAMES																							
15	A	San Diego		0	3	32	A	Cal St. Northridge		3	2												
110	A	UC Irvine		3	1	149	A	UC Davis		3	0												
80	A	Long Beach St.		2	3	20	H	Hawaii		2	3												
287	H	UC Riverside		3	0	164	A	Cal Poly		3	0												
191	H	Cal St. Fullerton		3	0	191	A	Cal St. Fullerton		3	0												

Non-Div. I Games:

UC Santa Barbara

Average RPI Win:	201	WON-LOST	WINNING	LAST 10	STRENGTH OF	OPP. STRENGTH	TEAM	ADJ	CONF.	ADJ CONF.			
Average RPI Loss:	73	RECORD	PCT. RANK	GAMES	SCHEDULE	OF SCHEDULE	RPI	RPI	RPI	RPI			
DIV. I ONLY	25- 6	.80645	21	8- 2	151	167	57	.57491	63	13	12		
DIV. I NON-CONF.	10- 5	.66667	81	0- 1	184	212	119	.52572	120	13	13		
<hr/>													
TOTALS	RPI 1-25	RPI 26-50		W-L RECORDS	RPI 51-100		RPI 101-150		RPI 150+				
25- 6	0- 1	0- 0		OVERALL	2- 4		3- 1		20- 0				
14- 3	0- 0	0- 0		HOME	1- 3		2- 0		11- 0				
8- 3	0- 1	0- 0		AWAY	1- 1		1- 1		6- 0				
3- 0	0- 0	0- 0		NEUTRAL	0- 0		0- 0		3- 0				
<hr/>													
10- 5	0- 1	0- 0		NON-CONFERENCE	0- 3		1- 1		9- 0				
6- 2	0- 0	0- 0		HOME	0- 2		1- 0		5- 0				
1- 3	0- 1	0- 0		AWAY	0- 1		0- 1		1- 0				
3- 0	0- 0	0- 0		NEUTRAL	0- 0		0- 0		3- 0				
<hr/>													
15- 1	0- 0	0- 0		CONFERENCE	2- 1		2- 0		11- 0				
8- 1	0- 0	0- 0		HOME	1- 1		1- 0		6- 0				
7- 0	0- 0	0- 0		AWAY	1- 0		1- 0		5- 0				
0- 0	0- 0	0- 0		NEUTRAL	0- 0		0- 0		0- 0				
<hr/>													
RPI S	Opponent	Score		RPI S	Opponent	Score		RPI S	Opponent	Score			
14 A	Duke	1	3			64 H	Ball St.	1	3	116 A	Loyola Marymount	0	3
						78 A	Northeastern	3	1	122 H	Indiana	3	1
						78 H	Northeastern	2	3	145 A	UNC Wilmington	3	1
						78 H	Northeastern	3	1	145 H	UNC Wilmington	3	0
						80 A	Long Beach St.	1	3	151 A	James Madison	3	1
						88 H	SMU	1	3	151 H	James Madison	3	1
										162 A	Georgia Tech	3	0
										197 H	Coastal Caro.	3	1
										203 A	Hofstra	3	2
										203 H	Hofstra	3	0
										203 H	Hofstra	3	0
										212 N	Florida A&M	3	0
										213 A	Delaware	3	0
										213 H	Delaware	3	0
										216 N	Seattle	3	1
										219 A	William & Mary	3	0
										219 H	William & Mary	3	0
										220 A	Towson	3	2
										220 H	Towson	3	1
										242 H	UNC Asheville	3	0
										284 H	Alabama A&M	3	0
										290 N	Chattanooga	3	2
										308 H	Charleston So.	3	0
										322 H	South Carolina St.	3	0
LAST 10 GAMES				LAST 10 GAMES				LAST 10 GAMES					
14 A	Duke	1	3	78 H	Northeastern	2	3	308 H	Charleston So.	3	0		
78 H	Northeastern	3	1	203 H	Hofstra	3	0	322 H	South Carolina St.	3	0		
203 H	Hofstra	3	0	220 H	Towson	3	1						
213 A	Delaware	3	0	213 H	Delaware	3	0						
220 A	Towson	3	2	145 H	UNC Wilmington	3	0						

Non-Div. I Games:

Col. of Charleston



Average RPI Win:		163	WON-LOST RECORD		WINNING PCT. RANK		LAST 10 GAMES		STRENGTH OF SCHEDULE		OPP. STRENGTH OF SCHEDULE		TEAM RPI		ADJ RPI		CONF. RPI		ADJ CONF. RPI				
DIV. I ONLY			24- 8		.75 35		6- 4		115		118		58		.57437 64		9		9				
DIV. I NON-CONF.			12- 3		.8 36		0- 0		152		165		65		.5779 66		10		10				
TOTALS		RPI 1-25		RPI 26-50		W-L RECORDS		RPI 51-100		RPI 101-150		RPI 150+											
24- 8		0- 2		1- 0		OVERALL		6- 2		6- 3		11- 1											
8- 2		0- 0		0- 0		HOME		2- 1		4- 1		2- 0											
8- 4		0- 1		1- 0		AWAY		3- 0		2- 2		2- 1											
8- 2		0- 1		0- 0		NEUTRAL		1- 1		0- 0		7- 0											
12- 3		0- 2		0- 0		NON-CONFERENCE		2- 0		3- 1		7- 0											
2- 0		0- 0		0- 0		HOME		0- 0		2- 0		0- 0											
2- 2		0- 1		0- 0		AWAY		1- 0		1- 1		0- 0											
8- 1		0- 1		0- 0		NEUTRAL		1- 0		0- 0		7- 0											
12- 5		0- 0		1- 0		CONFERENCE		4- 2		3- 2		4- 1											
6- 2		0- 0		0- 0		HOME		2- 1		2- 1		2- 0											
6- 2		0- 0		1- 0		AWAY		2- 0		1- 1		2- 1											
0- 1		0- 0		0- 0		NEUTRAL		0- 1		0- 0		0- 0											
RPI	S	Opponent		Score		RPI	S	Opponent		Score		RPI	S	Opponent		Score							
10	A	Minnesota		0	3	39	A	Ohio		3	2	63	A	Col. of Charleston		3	1	106	A	Toledo		1	3
14	N	Duke		0	3							75	A	Northern Ill.		3	0	106	H	Toledo		2	3
												75	H	Northern Ill.		3	0	109	H	IUPUI		3	0
												85	H	Bowling Green		1	3	119	A	Iowa		3	1
												88	N	SMU		3	1	132	A	Eastern Mich.		3	0
												95	A	Western Mich.		3	1	132	H	Eastern Mich.		3	0
												95	H	Western Mich.		3	1	135	A	South Fla.		2	3
												95	N	Western Mich.		1	3	142	H	Buffalo		3	0
																		144	H	IPFW		3	2
																		177	H	Miami (OH)		3	1
																		200	A	Central Mich.		3	0
																		200	H	Central Mich.		3	0
																		207	N	Austin Peay		3	0
																		215	A	Kent St.		3	1
																		242	N	UNC Asheville		3	0
																		243	N	Western Ill.		3	0
																		243	N	Western Ill.		3	1
																		259	A	Akron		1	3
																		266	N	Ill.-Chicago		3	0
																		303	N	Drake		3	0
																		305	N	Citadel		3	0
						LAST 10 GAMES																	
						95	N	Western Mich.		1	3	132	H	Eastern Mich.		3	0						
						95	A	Western Mich.		3	1	200	H	Central Mich.		3	0						
						75	A	Northern Ill.		3	0	177	H	Miami (OH)		3	1						
						259	A	Akron		1	3	85	H	Bowling Green		1	3						
						106	H	Toledo		2	3	39	A	Ohio		3	2						

Non-Div. I Games:

Ball St.

Average RPI Win: 151		WON-LOST RECORD		WINNING PCT. RANK		LAST 10 GAMES		STRENGTH OF SCHEDULE		OPP. STRENGTH OF SCHEDULE		TEAM RPI		ADJ RPI		CONF. RPI		ADJ CONF. RPI	
DIV. I ONLY		19- 11		.63333 77		7- 3		91		38		67		.57408 65		4		4	
DIV. I NON-CONF.		9- 3		.75 52		0- 0		235		125		107		.53963 106		3		4	
TOTALS		RPI 1-25		RPI 26-50		W-L RECORDS		RPI 51-100		RPI 101-150		RPI 150+							
19- 11		1- 5		4- 4		OVERALL		0- 0		4- 2		10- 0							
8- 5		0- 3		3- 1		HOME		0- 0		2- 1		3- 0							
7- 6		0- 2		1- 3		AWAY		0- 0		2- 1		4- 0							
4- 0		1- 0		0- 0		NEUTRAL		0- 0		0- 0		3- 0							
9- 3		1- 1		0- 0		NON-CONFERENCE		0- 0		0- 2		8- 0							
2- 2		0- 1		0- 0		HOME		0- 0		0- 1		2- 0							
3- 1		0- 0		0- 0		AWAY		0- 0		0- 1		3- 0							
4- 0		1- 0		0- 0		NEUTRAL		0- 0		0- 0		3- 0							
10- 8		0- 4		4- 4		CONFERENCE		0- 0		4- 0		2- 0							
6- 3		0- 2		3- 1		HOME		0- 0		2- 0		1- 0							
4- 5		0- 2		1- 3		AWAY		0- 0		2- 0		1- 0							
0- 0		0- 0		0- 0		NEUTRAL		0- 0		0- 0		0- 0							
RPI S	Opponent		Score		RPI S	Opponent		Score		RPI S	Opponent		Score		RPI S	Opponent		Score	
4	A	Florida	0	3	29	A	Texas A&M	0	3					111	A	Notre Dame	2	3	
5	A	Missouri	0	3	29	H	Texas A&M	3	1					114	A	Ole Miss	3	1	
5	H	Missouri	0	3	34	A	LSU	3	2					114	H	Ole Miss	3	1	
8	N	Nebraska	3	1	34	H	LSU	3	1					129	A	South Carolina	3	0	
13	H	Kentucky	0	3	36	A	Georgia	1	3					136	H	Mississippi St.	3	0	
17	H	Florida St.	2	3	41	H	Alabama	1	3					147	H	Green Bay	2	3	
					44	A	Arkansas	1	3					172	N	Loyola Chicago	3	0	
					44	H	Arkansas	3	1					178	N	Oakland	3	0	
														184	A	Tennessee	3	0	
														184	H	Tennessee	3	0	
														198	A	Saint Louis	3	0	
														217	H	Troy	3	1	
														237	A	Jacksonville St.	3	0	
														253	A	SIU Edwardsville	3	0	
														288	N	La.-Monroe	3	0	
														307	H	Mercer	3	0	
					LAST 10 GAMES														
					36	A	Georgia	1	3	44	H	Arkansas	3	1					
					114	H	Ole Miss	3	1	5	H	Missouri	0	3					
					184	H	Tennessee	3	0	136	H	Mississippi St.	3	0					
					29	A	Texas A&M	0	3	184	A	Tennessee	3	0					
					34	A	LSU	3	2	129	A	South Carolina	3	0					

Non-Div. I Games:

Auburn

Average RPI Win:	129	WON-LOST	WINNING	LAST 10	STRENGTH OF	OPP. STRENGTH	TEAM	ADJ	CONF.	ADJ CONF.	
Average RPI Loss:	69	RECORD	PCT. RANK	GAMES	SCHEDULE	OF SCHEDULE	RPI	RPI	RPI	RPI	
DIV. I ONLY	22- 12	.64706	71	4- 6	76	53	65	.57182	66	6	6
DIV. I NON-CONF.	12- 2	.85714	20	0- 0	123	81	41	.60893	41	6	6
<hr/>											
TOTALS	RPI 1-25	RPI 26-50		W-L RECORDS		RPI 51-100		RPI 101-150		RPI 150+	
22- 12	1- 4	0- 1		OVERALL		7- 4		8- 2		6- 1	
13- 4	1- 2	0- 0		HOME		4- 2		3- 0		5- 0	
4- 8	0- 2	0- 1		AWAY		2- 2		2- 2		0- 1	
5- 0	0- 0	0- 0		NEUTRAL		1- 0		3- 0		1- 0	
<hr/>											
12- 2	0- 1	0- 1		NON-CONFERENCE		4- 0		4- 0		4- 0	
6- 1	0- 1	0- 0		HOME		2- 0		1- 0		3- 0	
1- 1	0- 0	0- 1		AWAY		1- 0		0- 0		0- 0	
5- 0	0- 0	0- 0		NEUTRAL		1- 0		3- 0		1- 0	
<hr/>											
10- 10	1- 3	0- 0		CONFERENCE		3- 4		4- 2		2- 1	
7- 3	1- 1	0- 0		HOME		2- 2		2- 0		2- 0	
3- 7	0- 2	0- 0		AWAY		1- 2		2- 2		0- 1	
0- 0	0- 0	0- 0		NEUTRAL		0- 0		0- 0		0- 0	
<hr/>											
RPI S	Opponent	Score	RPI S	Opponent	Score	RPI S	Opponent	Score	RPI S	Opponent	Score
14 A	Duke	0 3	40 A	Louisville	2 3	53 H	Miami (FL)	3 1	104 A	Wake Forest	3 1
17 H	Florida St.	3 1				57 A	North Carolina St.	3 0	111 A	Notre Dame	1 3
22 H	Michigan St.	2 3				57 H	North Carolina St.	3 0	111 H	Notre Dame	3 1
24 A	North Carolina	0 3				69 H	Lipscomb	3 0	112 N	North Dakota	3 0
24 H	North Carolina	2 3				72 A	Virginia	1 3	115 H	Pacific	3 0
						72 H	Virginia	1 3	118 N	UAB	3 1
						82 A	Pittsburgh	0 3	120 A	Clemson	2 3
						82 H	Pittsburgh	1 3	134 A	Maryland	3 2
						85 N	Bowling Green	3 0	134 H	Maryland	3 1
						87 A	Middle Tenn.	3 0	148 N	Rice	3 0
						90 H	Duquesne	3 0	162 A	Georgia Tech	1 3
									167 H	Syracuse	3 1
									207 N	Austin Peay	3 0
									219 H	William & Mary	3 1
									220 H	Towson	3 1
									231 H	Boston College	3 0
									301 H	Saint Francis (PA)	3 0
<hr/>											
LAST 10 GAMES											
82 H Pittsburgh						1 3	24 A North Carolina		0 3		
134 H Maryland						3 1	17 H Florida St.		3 1		
72 A Virginia						1 3	53 H Miami (FL)		3 1		
111 A Notre Dame						1 3	162 A Georgia Tech		1 3		
57 A North Carolina St.						3 0	120 A Clemson		2 3		

Non-Div. I Games:

Virginia Tech

Average RPI Win:	144	WON-LOST RECORD	WINNING PCT. RANK	LAST 10 GAMES	STRENGTH OF SCHEDULE	OPP. STRENGTH OF SCHEDULE	TEAM RPI	ADJ RPI	CONF. RPI	ADJ CONF. RPI				
DIV. I ONLY		18- 15	.54545	139	3- 7	44	29	72	.57008	67	2	2		
DIV. I NON-CONF.		13- 0	1	1	0- 0	210	175	43	.60465	43	2	2		
<hr/>														
TOTALS	RPI 1-25	RPI 26-50		W-L RECORDS		RPI 51-100		RPI 101-150		RPI 150+				
18- 15	1- 5	3- 9		OVERALL		3- 1		3- 0		8- 0				
10- 7	1- 2	1- 5		HOME		1- 0		2- 0		5- 0				
4- 8	0- 3	1- 4		AWAY		1- 1		1- 0		1- 0				
4- 0	0- 0	1- 0		NEUTRAL		1- 0		0- 0		2- 0				
13- 0	0- 0	1- 0		NON-CONFERENCE		2- 0		2- 0		8- 0				
7- 0	0- 0	0- 0		HOME		0- 0		2- 0		5- 0				
2- 0	0- 0	0- 0		AWAY		1- 0		0- 0		1- 0				
4- 0	0- 0	1- 0		NEUTRAL		1- 0		0- 0		2- 0				
5- 15	1- 5	2- 9		CONFERENCE		1- 1		1- 0		0- 0				
3- 7	1- 2	1- 5		HOME		1- 0		0- 0		0- 0				
2- 8	0- 3	1- 4		AWAY		0- 1		1- 0		0- 0				
0- 0	0- 0	0- 0		NEUTRAL		0- 0		0- 0		0- 0				
<hr/>														
RPI	S	Opponent	Score		RPI	S	Opponent	Score		RPI	S	Opponent	Score	
3	A	Washington	0	3	26	A	Arizona	0	3	51	A	Arizona St.	0	3
3	H	Washington	0	3	26	H	Arizona	2	3	51	H	Arizona St.	3	2
6	A	Stanford	0	3	28	A	Utah	2	3	79	N	Seton Hall	3	2
6	H	Stanford	0	3	28	H	Utah	3	0	99	A	Army	3	1
7	A	Southern California	0	3	31	H	Oregon	0	3					
7	H	Southern California	3	2	35	A	California	3	2					
					35	H	California	1	3					
					41	N	Alabama	3	0					
					47	A	Colorado	1	3					
					47	H	Colorado	2	3					
					48	A	UCLA	1	3					
					48	H	UCLA	2	3					
<hr/>														
LAST 10 GAMES														
3	A	Washington	0	3	48	H	UCLA	2	3					
31	H	Oregon	0	3	26	A	Arizona	0	3					
35	A	California	3	2	51	A	Arizona St.	0	3					
6	A	Stanford	0	3	28	H	Utah	3	0					
7	H	Southern California	3	2	47	H	Colorado	2	3					

Non-Div. I Games:

Washington St.

Average RPI Win:		169	WON-LOST RECORD		WINNING PCT. RANK		LAST 10 GAMES		STRENGTH OF SCHEDULE		OPP. STRENGTH OF SCHEDULE		TEAM RPI		ADJ RPI		CONF. RPI		ADJ CONF. RPI		
DIV. I ONLY			23- 7		.76667	30	7- 3		171		100		68		.56794		68	10		10	
DIV. I NON-CONF.			9- 1		.9	14	0- 0		189		109		51		.59402		50	9		9	
TOTALS		RPI 1-25		RPI 26-50		W-L RECORDS		RPI 51-100		RPI 101-150		RPI 150+									
23- 7		0- 2		0- 1		OVERALL		5- 1		6- 3		12- 0									
13- 2		0- 1		0- 0		HOME		2- 0		4- 1		7- 0									
8- 5		0- 1		0- 1		AWAY		2- 1		2- 2		4- 0									
2- 0		0- 0		0- 0		NEUTRAL		1- 0		0- 0		1- 0									
9- 1		0- 0		0- 1		NON-CONFERENCE		2- 0		1- 0		6- 0									
5- 0		0- 0		0- 0		HOME		0- 0		1- 0		4- 0									
2- 1		0- 0		0- 1		AWAY		1- 0		0- 0		1- 0									
2- 0		0- 0		0- 0		NEUTRAL		1- 0		0- 0		1- 0									
14- 6		0- 2		0- 0		CONFERENCE		3- 1		5- 3		6- 0									
8- 2		0- 1		0- 0		HOME		2- 0		3- 1		3- 0									
6- 4		0- 1		0- 0		AWAY		1- 1		2- 2		3- 0									
0- 0		0- 0		0- 0		NEUTRAL		0- 0		0- 0		0- 0									
RPI	S	Opponent		Score	RPI	S	Opponent		Score	RPI	S	Opponent		Score	RPI	S	Opponent		Score		
23	A	Colorado St.		1 3	44	A	Arkansas		2 3	81	A	Utah St.		3 0	101	H	Idaho St.		3 0		
23	H	Colorado St.		2 3						81	H	Utah St.		3 0	102	A	Fresno St.		2 3		
										89	A	San Diego St.		0 3	102	H	Fresno St.		3 2		
										89	H	San Diego St.		3 2	131	A	UNLV		3 1		
										93	A	New Mexico St.		3 2	131	H	UNLV		1 3		
										98	N	Northwestern St.		3 0	137	A	Wyoming		0 3		
															137	H	Wyoming		3 0		
															146	A	Boise St.		3 1		
															146	H	Boise St.		3 1		
															156	N	UMKC		3 0		
															162	H	Georgia Tech		3 1		
															180	H	Northern Ariz.		3 0		
															209	A	Texas Tech		3 0		
															218	A	Air Force		3 1		
															218	H	Air Force		3 0		
															220	H	Towson		3 1		
															238	A	San Jose St.		3 1		
															238	H	San Jose St.		3 0		
															273	A	Nevada		3 0		
															273	H	Nevada		3 0		
															287	H	UC Riverside		3 0		
				LAST 10 GAMES																	
										23	A	Colorado St.		1 3							
										81	H	Utah St.		3 0							
										146	H	Boise St.		3 1							
										89	A	San Diego St.		0 3							
										131	A	UNLV		3 1							

Non-Div. I Games: Abilene Christian 3 0

New Mexico

Average RPI Win:		209	WON-LOST RECORD		WINNING PCT. RANK		LAST 10 GAMES		STRENGTH OF SCHEDULE		OPP. STRENGTH OF SCHEDULE		TEAM RPI		ADJ RPI		CONF. RPI		ADJ CONF. RPI	
DIV. I ONLY			23- 8		.74194 38		8- 2		120		187		69		.56773 69		22		23	
DIV. I NON-CONF.			6- 4		.6 116		0- 0		62		78		71		.57224 70		22		22	
TOTALS		RPI 1-25		RPI 26-50		W-L RECORDS		RPI 51-100		RPI 101-150		RPI 150+								
23- 8		0- 1		0- 1		OVERALL		3- 6		2- 0		18- 0								
11- 2		0- 1		0- 0		HOME		1- 1		1- 0		9- 0								
8- 4		0- 0		0- 1		AWAY		0- 3		0- 0		8- 0								
4- 2		0- 0		0- 0		NEUTRAL		2- 2		1- 0		1- 0								
6- 4		0- 1		0- 1		NON-CONFERENCE		1- 2		2- 0		3- 0								
3- 1		0- 1		0- 0		HOME		0- 0		1- 0		2- 0								
0- 2		0- 0		0- 1		AWAY		0- 1		0- 0		0- 0								
3- 1		0- 0		0- 0		NEUTRAL		1- 1		1- 0		1- 0								
17- 4		0- 0		0- 0		CONFERENCE		2- 4		0- 0		15- 0								
8- 1		0- 0		0- 0		HOME		1- 1		0- 0		7- 0								
8- 2		0- 0		0- 0		AWAY		0- 2		0- 0		8- 0								
1- 1		0- 0		0- 0		NEUTRAL		1- 1		0- 0		0- 0								
RPI S	Opponent		Score		RPI S	Opponent		Score		RPI S	Opponent		Score		RPI S	Opponent		Score		
13 H	Kentucky		0 3		36 A	Georgia		0 3		66 A	Virginia Tech		0 3		108 H	Samford		3 0		
										76 A	East Tenn. St.		2 3		123 N	Furman		3 0		
										76 H	East Tenn. St.		2 3		161 A	FGCU		3 1		
										76 N	East Tenn. St.		3 2		161 H	FGCU		3 0		
										86 A	Jacksonville		1 3		192 H	South Ala.		3 0		
										86 H	Jacksonville		3 2		211 A	Kennesaw St.		3 1		
										86 N	Jacksonville		2 3		211 A	Kennesaw St.		3 0		
										90 N	Duquesne		3 1		211 H	Kennesaw St.		3 1		
										92 N	TCU		1 3		219 N	William & Mary		3 0		
															233 A	Northern Ky.		3 0		
															233 H	Northern Ky.		3 1		
															237 H	Jacksonville St.		3 0		
															254 A	North Florida		3 0		
															254 H	North Florida		3 0		
															257 A	Stetson		3 0		
															257 H	Stetson		3 1		
															306 A	USC Upstate		3 1		
															306 H	USC Upstate		3 0		
															307 A	Mercer		3 0		
															307 H	Mercer		3 0		
				LAST 10 GAMES																
				86 N	Jacksonville		2 3		306 A	USC Upstate		3 1								
				76 N	East Tenn. St.		3 2		76 A	East Tenn. St.		2 3								
				211 A	Kennesaw St.		3 1		307 A	Mercer		3 0								
				161 H	FGCU		3 0		211 A	Kennesaw St.		3 0								
				257 H	Stetson		3 1		86 H	Jacksonville		3 2								

Non-Div. I Games:

Lipscomb

Average RPI Win:		186	WON-LOST RECORD		WINNING PCT. RANK		LAST 10 GAMES		STRENGTH OF SCHEDULE		OPP. STRENGTH OF SCHEDULE		TEAM RPI		ADJ RPI		CONF. RPI		ADJ CONF. RPI				
DIV. I ONLY			21- 11		.65625 65		8- 2		73		109		70		.56755 70		12		13				
DIV. I NON-CONF.			9- 4		.69231 72		1- 0		33		90		38		.61103 40		11		12				
TOTALS		RPI 1-25		RPI 26-50				W-L RECORDS		RPI 51-100				RPI 101-150				RPI 150+					
21- 11		0- 2		0- 3				OVERALL		4- 5				3- 1				14- 0					
9- 5		0- 1		0- 1				HOME		2- 2				0- 1				7- 0					
9- 4		0- 1		0- 1				AWAY		1- 2				2- 0				6- 0					
3- 2		0- 0		0- 1				NEUTRAL		1- 1				1- 0				1- 0					
9- 4		0- 2		0- 1				NON-CONFERENCE		3- 1				2- 0				4- 0					
3- 2		0- 1		0- 0				HOME		1- 1				0- 0				2- 0					
3- 1		0- 1		0- 0				AWAY		1- 0				1- 0				1- 0					
3- 1		0- 0		0- 1				NEUTRAL		1- 0				1- 0				1- 0					
12- 7		0- 0		0- 2				CONFERENCE		1- 4				1- 1				10- 0					
6- 3		0- 0		0- 1				HOME		1- 1				0- 1				5- 0					
6- 3		0- 0		0- 1				AWAY		0- 2				1- 0				5- 0					
0- 1		0- 0		0- 0				NEUTRAL		0- 1				0- 0				0- 0					
RPI	S	Opponent		Score		RPI	S	Opponent		Score		RPI	S	Opponent		Score		RPI	S	Opponent		Score	
19	H	Oklahoma		0	3	37	N	Tulsa		0	3	58	H	Kansas St.		0	3	105	A	Southern Ill.		3	1
23	A	Colorado St.		0	3	38	A	Wichita St.		0	3	61	A	UNI		2	3	105	H	Southern Ill.		2	3
						38	H	Wichita St.		1	3	61	H	UNI		1	3	113	A	Dayton		3	1
												75	A	Northern Ill.		3	1	128	N	St. John's (NY)		3	1
												78	N	Northeastern		3	2	168	H	Southeast Mo. St.		3	0
												87	H	Middle Tenn.		3	0	172	A	Loyola Chicago		3	1
												91	A	Illinois St.		1	3	172	H	Loyola Chicago		3	0
												91	H	Illinois St.		3	0	199	A	New Hampshire		3	0
												91	N	Illinois St.		1	3	221	N	Brown		3	0
																		223	A	Bradley		3	2
																		223	H	Bradley		3	0
																		241	A	Evansville		3	0
																		241	H	Evansville		3	0
																		244	A	Indiana St.		3	2
																		244	H	Indiana St.		3	2
																		284	H	Alabama A&M		3	0
																		303	A	Drake		3	0
																		303	H	Drake		3	0
LAST 10 GAMES																							
						91	N	Illinois St.		1	3	91	H	Illinois St.		3	0						
						38	H	Wichita St.		1	3	241	A	Evansville		3	0						
						172	A	Loyola Chicago		3	1	105	A	Southern Ill.		3	1						
						223	A	Bradley		3	2	168	H	Southeast Mo. St.		3	0						
						244	H	Indiana St.		3	2	303	H	Drake		3	0						

Non-Div. I Games:

Missouri St.

Average RPI Win:		133	WON-LOST RECORD		WINNING PCT. RANK		LAST 10 GAMES		STRENGTH OF SCHEDULE		OPP. STRENGTH OF SCHEDULE		TEAM RPI		ADJ RPI		CONF. RPI		ADJ CONF. RPI		
DIV. I ONLY			15- 11		.57692 118		6- 4		64		54		74		.56689 71		7		7		
DIV. I NON-CONF.			6- 2		.75 52		0- 0		8		23		14		.66805 14		5		5		
TOTALS		RPI 1-25		RPI 26-50		W-L RECORDS		RPI 51-100		RPI 101-150		RPI 150+									
15- 11		1- 6		1- 0		OVERALL		3- 1		4- 4		6- 0									
9- 6		0- 4		0- 0		HOME		3- 0		2- 2		4- 0									
5- 5		1- 2		0- 0		AWAY		0- 1		2- 2		2- 0									
1- 0		0- 0		1- 0		NEUTRAL		0- 0		0- 0		0- 0									
6- 2		1- 2		1- 0		NON-CONFERENCE		2- 0		0- 0		2- 0									
4- 2		0- 2		0- 0		HOME		2- 0		0- 0		2- 0									
1- 0		1- 0		0- 0		AWAY		0- 0		0- 0		0- 0									
1- 0		0- 0		1- 0		NEUTRAL		0- 0		0- 0		0- 0									
9- 9		0- 4		0- 0		CONFERENCE		1- 1		4- 4		4- 0									
5- 4		0- 2		0- 0		HOME		1- 0		2- 2		2- 0									
4- 5		0- 2		0- 0		AWAY		0- 1		2- 2		2- 0									
0- 0		0- 0		0- 0		NEUTRAL		0- 0		0- 0		0- 0									
RPI	S	Opponent			Score		RPI	S	Opponent			Score		RPI	S	Opponent			Score		
9	H	Wisconsin			1	3	40	N	Louisville			3	1	56	A	St. Mary's (CA)			0	3	
13	A	Kentucky			3	0							56	H	St. Mary's (CA)			3	2		
15	A	San Diego			0	3							62	H	UC Santa Barbara			3	1		
15	H	San Diego			0	3							72	H	Virginia			3	1		
23	H	Colorado St.			1	3									116 H Loyola Marymount			3	2		
25	A	BYU			2	3									117 A San Francisco			0	3		
25	H	BYU			1	3									117 H San Francisco			2	3		
															127 A Santa Clara			3	2		
															127 H Santa Clara			1	3		
															152 A Gonzaga			3	1		
															152 H Gonzaga			3	2		
															213 H Delaware			3	0		
															222 H Iona			3	0		
															268 A Portland			3	2		
															268 H Portland			3	1		
LAST 10 GAMES																					
127 A Santa Clara						3	2	25 A BYU						2	3						
117 A San Francisco						0	3	15 A San Diego						0	3						
116 H Loyola Marymount						3	2	268 H Portland						3	1						
115 H Pacific						3	0	152 H Gonzaga						3	2						
56 H St. Mary's (CA)						3	2	116 A Loyola Marymount						0	3						

**Non-Div. I Games:**

Pepperdine



Average RPI Win: 130		WON-LOST RECORD	WINNING PCT. RANK		LAST 10 GAMES		STRENGTH OF SCHEDULE		OPP. STRENGTH OF SCHEDULE		TEAM RPI	ADJ RPI	CONF. RPI	ADJ CONF. RPI
Average RPI Loss: 64			18- 14	.5625 128	6- 4	40	63	71	.56482 72	6	6			
DIV. I ONLY														
DIV. I NON-CONF.		7- 5	.58333 132	0- 0	59	102	74	.56665 74	6	6				
<hr/>														
TOTALS		RPI 1-25		RPI 26-50		W-L RECORDS		RPI 51-100		RPI 101-150		RPI 150+		
18- 14		0- 5		0- 1		OVERALL		6- 5		6- 2		6- 1		
11- 5		0- 2		0- 0		HOME		3- 2		3- 0		5- 1		
6- 6		0- 2		0- 0		AWAY		2- 3		3- 1		1- 0		
1- 3		0- 1		0- 1		NEUTRAL		1- 0		0- 1		0- 0		
<hr/>														
7- 5		0- 1		0- 1		NON-CONFERENCE		2- 2		1- 1		4- 0		
6- 0		0- 0		0- 0		HOME		1- 0		1- 0		4- 0		
0- 2		0- 0		0- 0		AWAY		0- 2		0- 0		0- 0		
1- 3		0- 1		0- 1		NEUTRAL		1- 0		0- 1		0- 0		
<hr/>														
11- 9		0- 4		0- 0		CONFERENCE		4- 3		5- 1		2- 1		
5- 5		0- 2		0- 0		HOME		2- 2		2- 0		1- 1		
6- 4		0- 2		0- 0		AWAY		2- 1		3- 1		1- 0		
0- 0		0- 0		0- 0		NEUTRAL		0- 0		0- 0		0- 0		
<hr/>														
RPI S	Opponent		Score		RPI S	Opponent		Score		RPI S	Opponent		Score	
14 A	Duke		0	3	39 N	Ohio		2	3	53 H	Miami (FL)		3	1
17 H	Florida St.		1	3						55 A	Western Ky.		1	3
23 N	Colorado St.		1	3						57 A	North Carolina St.		2	3
24 A	North Carolina		1	3						57 H	North Carolina St.		0	3
24 H	North Carolina		0	3						62 N	UC Santa Barbara		3	2
										66 A	Virginia Tech		3	1
										66 H	Virginia Tech		3	1
										71 A	Pepperdine		1	3
										79 H	Seton Hall		3	1
										82 A	Pittsburgh		3	2
										82 H	Pittsburgh		1	3

Non-Div. I Games:

Virginia

Average RPI Win:		207	WON-LOST RECORD		WINNING PCT. RANK		LAST 10 GAMES		STRENGTH OF SCHEDULE		OPP. STRENGTH OF SCHEDULE		TEAM RPI		ADJ RPI		CONF. RPI		ADJ CONF. RPI	
Average RPI Loss:		118																		
DIV. I ONLY			28- 6		.82353 16		7- 3		187		189		64		.56354 73		18		18	
DIV. I NON-CONF.			12- 3		.8 36		0- 1		240		151		97		.54174 102		24		26	
TOTALS		RPI 1-25		RPI 26-50		W-L RECORDS		RPI 51-100		RPI 101-150		RPI 150+								
28- 6		0- 1		0- 1		OVERALL		1- 0		3- 2		24- 2								
13- 2		0- 0		0- 1		HOME		1- 0		1- 1		11- 0								
8- 3		0- 0		0- 0		AWAY		0- 0		1- 1		7- 2								
7- 1		0- 1		0- 0		NEUTRAL		0- 0		1- 0		6- 0								
12- 3		0- 1		0- 1		NON-CONFERENCE		1- 0		1- 0		10- 1								
6- 1		0- 0		0- 1		HOME		1- 0		0- 0		5- 0								
2- 1		0- 0		0- 0		AWAY		0- 0		1- 0		1- 1								
4- 1		0- 1		0- 0		NEUTRAL		0- 0		0- 0		4- 0								
16- 3		0- 0		0- 0		CONFERENCE		0- 0		2- 2		14- 1								
7- 1		0- 0		0- 0		HOME		0- 0		1- 1		6- 0								
6- 2		0- 0		0- 0		AWAY		0- 0		0- 1		6- 1								
3- 0		0- 0		0- 0		NEUTRAL		0- 0		1- 0		2- 0								
RPI	S	Opponent		Score		RPI	S	Opponent		Score		RPI	S	Opponent		Score				
17	N	Florida St.		0 3		36	H	Georgia		0 3		96	H	Oral Roberts		3 1				
												108	H	Samford		3 1				
												108	N	Samford		3 1				
												114	A	Ole Miss		3 1				
												123	A	Furman		1 3				
												123	H	Furman		2 3				
												153	A	Appalachian St.		3 2				
												153	H	Appalachian St.		3 0				
												153	N	Appalachian St.		3 1				
												166	A	UNC Greensboro		3 0				
												166	H	UNC Greensboro		3 2				
												170	N	Arkansas St.		3 1				
												192	A	South Ala.		3 1				
												194	A	Davidson		2 3				
												200	H	Central Mich.		3 0				
												201	H	High Point		3 0				
												208	A	Western Caro.		3 0				
208	H	Western Caro.		3 1																
211	N	Kennesaw St.		3 0																
214	A	Elon		3 0																
214	H	Elon		3 1																
214	N	Elon		3 0																
LAST 10 GAMES												217	A	Troy		0 3				
17	N	Florida St.		0 3		208	H	Western Caro.		3 1		224	H	North Dakota St.		3 0				
108	N	Samford		3 1		194	A	Davidson		2 3		252	N	Tennessee St.		3 0				
153	N	Appalachian St.		3 1		305	A	Citadel		3 0		258	A	Wofford		3 0				
214	N	Elon		3 0		258	A	Wofford		3 0		290	H	Chattanooga		3 1				
153	H	Appalachian St.		3 0		123	A	Furman		1 3		299	N	Southern Utah		3 0				

**Non-Div. I Games:**

Ga. Southern

RPI	S	Opponent	Score	
305	A	Citadel	3	0
305	H	Citadel	3	0
308	H	Charleston So.	3	0
309	H	Jackson St.	3	0

Ga. Southern

G  
a  
.  
S  
o  
u  
t  
h  
e  
r  
n

G  
a  
.  
S  
o  
u  
t  
h  
e  
r  
n

Average RPI Win:	188	WON-LOST RECORD	WINNING PCT. RANK	LAST 10 GAMES	STRENGTH OF SCHEDULE	OPP. STRENGTH OF SCHEDULE	TEAM RPI	ADJ RPI	CONF. RPI	ADJ CONF. RPI		
Average RPI Loss:	45											
DIV. I ONLY		20- 13	.60606	98	4- 6	70	77	73	.559	74	3	3
DIV. I NON-CONF.		15- 2	.88235	18	1- 1	145	246	55	.5895	58	4	3
<hr/>												
TOTALS	RPI 1-25	RPI 26-50		W-L RECORDS		RPI 51-100		RPI 101-150		RPI 150+		
20- 13	0- 6	0- 2		OVERALL		4- 4		2- 1		14- 0		
11- 6	0- 3	0- 1		HOME		2- 1		0- 1		9- 0		
5- 7	0- 3	0- 1		AWAY		2- 3		2- 0		1- 0		
4- 0	0- 0	0- 0		NEUTRAL		0- 0		0- 0		4- 0		
15- 2	0- 0	0- 0		NON-CONFERENCE		1- 1		2- 1		12- 0		
8- 1	0- 0	0- 0		HOME		0- 0		0- 1		8- 0		
3- 1	0- 0	0- 0		AWAY		1- 1		2- 0		0- 0		
4- 0	0- 0	0- 0		NEUTRAL		0- 0		0- 0		4- 0		
5- 11	0- 6	0- 2		CONFERENCE		3- 3		0- 0		2- 0		
3- 5	0- 3	0- 1		HOME		2- 1		0- 0		1- 0		
2- 6	0- 3	0- 1		AWAY		1- 2		0- 0		1- 0		
0- 0	0- 0	0- 0		NEUTRAL		0- 0		0- 0		0- 0		
<hr/>												
RPI S	Opponent	Score	RPI S	Opponent	Score	RPI S	Opponent	Score	RPI S	Opponent	Score	
2 A	Texas	0 3	27 A	Iowa St.	0 3	58 A	Kansas St.	0 3	106 A	Toledo	3 0	
2 H	Texas	0 3	27 H	Iowa St.	0 3	58 H	Kansas St.	3 1	125 H	Marshall	1 3	
12 A	Kansas	0 3				90 A	Duquesne	0 3	142 A	Buffalo	3 0	
12 H	Kansas	1 3				92 A	TCU	1 3	172 N	Loyola Chicago	3 0	
19 A	Oklahoma	0 3				92 H	TCU	3 0	174 H	Georgetown	3 2	
19 H	Oklahoma	1 3				94 A	Baylor	3 1	186 N	Eastern Ill.	3 1	
						94 H	Baylor	0 3	187 N	Hampton	3 2	
						97 A	Morehead St.	3 1	190 H	Liberty	3 0	
									209 A	Texas Tech	3 1	
									209 H	Texas Tech	3 2	
									226 H	Navy	3 0	
									228 H	UMBC	3 1	
									234 N	Campbell	3 0	
									281 H	Norfolk St.	3 0	
									282 H	Canisius	3 0	
									289 H	Fordham	3 0	
									300 H	Robert Morris	3 0	
<hr/>												
LAST 10 GAMES												
142 A	Buffalo	3 0	27 H	Iowa St.	0 3							
19 H	Oklahoma	1 3	58 A	Kansas St.	0 3							
94 A	Baylor	3 1	12 A	Kansas	0 3							
2 A	Texas	0 3	209 H	Texas Tech	3 2							
92 H	TCU	3 0	125 H	Marshall	1 3							

Non-Div. I Games:

West Virginia

Average RPI Win:	170	WON-LOST RECORD	WINNING PCT. RANK	LAST 10 GAMES	STRENGTH OF SCHEDULE	OPP. STRENGTH OF SCHEDULE	TEAM RPI	ADJ RPI	CONF. RPI	ADJ CONF. RPI					
DIV. I ONLY		19- 13	.59375	108	7- 3	63	105	76	.55702	75	9	9			
DIV. I NON-CONF.		8- 6	.57143	140	0- 0	86	135	98	.54709	93	10	10			
<hr/>															
TOTALS	RPI 1-25	RPI 26-50		W-L RECORDS		RPI 51-100		RPI 101-150		RPI 150+					
19- 13	0- 1	0- 3		OVERALL		3- 6		6- 3		10- 0					
13- 6	0- 1	0- 2		HOME		1- 3		5- 0		7- 0					
4- 5	0- 0	0- 0		AWAY		1- 3		1- 2		2- 0					
2- 2	0- 0	0- 1		NEUTRAL		1- 0		0- 1		1- 0					
8- 6	0- 1	0- 1		NON-CONFERENCE		0- 3		3- 1		5- 0					
7- 4	0- 1	0- 1		HOME		0- 2		3- 0		4- 0					
0- 1	0- 0	0- 0		AWAY		0- 1		0- 0		0- 0					
1- 1	0- 0	0- 0		NEUTRAL		0- 0		0- 1		1- 0					
11- 7	0- 0	0- 2		CONFERENCE		3- 3		3- 2		5- 0					
6- 2	0- 0	0- 1		HOME		1- 1		2- 0		3- 0					
4- 4	0- 0	0- 0		AWAY		1- 2		1- 2		2- 0					
1- 1	0- 0	0- 1		NEUTRAL		1- 0		0- 0		0- 0					
<hr/>															
RPI	S	Opponent	Score	RPI	S	Opponent	Score	RPI	S	Opponent	Score				
7	H	Southern California	1 3	39	H	Ohio	1 3	61	H	UNI	0 3	106	A	Toledo	2 3
				39	N	Ohio	0 3	64	A	Ball St.	0 3	106	H	Toledo	3 0
				43	H	Ohio St.	2 3	64	H	Ball St.	0 3	124	N	UALR	0 3
								70	H	Missouri St.	1 3	132	A	Eastern Mich.	3 1
								85	A	Bowling Green	0 3	132	H	Eastern Mich.	3 1
								85	N	Bowling Green	3 1	142	A	Buffalo	2 3
								93	A	New Mexico St.	1 3	144	H	IPFW	3 1
								95	A	Western Mich.	3 2	147	H	Green Bay	3 2
								95	H	Western Mich.	3 1	150	H	George Washington	3 0
												176	H	Belmont	3 1
												177	H	Miami (OH)	3 1
												178	H	Oakland	3 0
												190	H	Liberty	3 0
												200	A	Central Mich.	3 0
												200	H	Central Mich.	3 1
												215	H	Kent St.	3 0
												243	H	Western Ill.	3 2
												259	A	Akron	3 1
												299	N	Southern Utah	3 2
<hr/>															
				LAST 10 GAMES											
				39 N Ohio				200 A Central Mich.							
				85 N Bowling Green				177 H Miami (OH)							
				106 H Toledo				95 H Western Mich.							
				64 H Ball St.				215 H Kent St.							
				132 A Eastern Mich.				39 H Ohio							

**Non-Div. I Games:**

Northern Ill.

Average RPI Win:		212	WON-LOST RECORD		WINNING PCT. RANK	LAST 10 GAMES		STRENGTH OF SCHEDULE		OPP. STRENGTH OF SCHEDULE	TEAM RPI	ADJ RPI	CONF. RPI	ADJ CONF. RPI			
Average RPI Loss:		74															
DIV. I ONLY			22- 9	.70968	47	8- 2		144		160	77	.55496	76	22	23		
DIV. I NON-CONF.			6- 6	.5	166	0- 0		85		57	113	.53551	111	22	22		
TOTALS		RPI 1-25		RPI 26-50		W-L RECORDS		RPI 51-100		RPI 101-150		RPI 150+					
22- 9		0- 1		0- 1		OVERALL		2- 5		2- 1		18- 1					
9- 1		0- 0		0- 0		HOME		1- 1		1- 0		7- 0					
10- 3		0- 1		0- 0		AWAY		1- 1		1- 1		8- 0					
3- 5		0- 0		0- 1		NEUTRAL		0- 3		0- 0		3- 1					
6- 6		0- 1		0- 1		NON-CONFERENCE		0- 2		2- 1		4- 1					
1- 0		0- 0		0- 0		HOME		0- 0		1- 0		0- 0					
2- 2		0- 1		0- 0		AWAY		0- 0		1- 1		1- 0					
3- 4		0- 0		0- 1		NEUTRAL		0- 2		0- 0		3- 1					
16- 3		0- 0		0- 0		CONFERENCE		2- 3		0- 0		14- 0					
8- 1		0- 0		0- 0		HOME		1- 1		0- 0		7- 0					
8- 1		0- 0		0- 0		AWAY		1- 1		0- 0		7- 0					
0- 1		0- 0		0- 0		NEUTRAL		0- 1		0- 0		0- 0					
RPI	S	Opponent		Score		RPI	S	Opponent		Score		RPI	S	Opponent		Score	
13	A	Kentucky		0	3	38	N	Wichita St.		0	3	52	N	VCU		2	3
												52	N	VCU		0	3
												69	A	Lipscomb		3	2
												69	H	Lipscomb		3	2
												69	N	Lipscomb		2	3
												86	A	Jacksonville		2	3
												86	H	Jacksonville		0	3
											</						

Non-Div. I Games:

East Tenn. St.

Average RPI Win:		204	WON-LOST RECORD		WINNING PCT. RANK		LAST 10 GAMES		STRENGTH OF SCHEDULE		OPP. STRENGTH OF SCHEDULE		TEAM RPI		ADJ RPI		CONF. RPI		ADJ CONF. RPI	
DIV. I ONLY			18- 11		.62069 83		7- 3		102		98		78		.55228 77		17		17	
DIV. I NON-CONF.			4- 9		.30769 258		0- 1		90		11		165		.49541 154		17		17	
TOTALS		RPI 1-25		RPI 26-50		W-L RECORDS		RPI 51-100		RPI 101-150		RPI 150+								
18- 11		0- 6		0- 0		OVERALL		1- 2		4- 2		13- 1								
8- 2		0- 0		0- 0		HOME		0- 0		2- 2		6- 0								
7- 5		0- 3		0- 0		AWAY		0- 1		2- 0		5- 1								
3- 4		0- 3		0- 0		NEUTRAL		1- 1		0- 0		2- 0								
4- 9		0- 6		0- 0		NON-CONFERENCE		1- 2		0- 1		3- 0								
0- 1		0- 0		0- 0		HOME		0- 0		0- 1		0- 0								
1- 4		0- 3		0- 0		AWAY		0- 1		0- 0		1- 0								
3- 4		0- 3		0- 0		NEUTRAL		1- 1		0- 0		2- 0								
14- 2		0- 0		0- 0		CONFERENCE		0- 0		4- 1		10- 1								
8- 1		0- 0		0- 0		HOME		0- 0		2- 1		6- 0								
6- 1		0- 0		0- 0		AWAY		0- 0		2- 0		4- 1								
0- 0		0- 0		0- 0		NEUTRAL		0- 0		0- 0		0- 0								
RPI	S	Opponent		Score		RPI	S	Opponent		Score		RPI	S	Opponent		Score				
4	N	Florida		0	3			59	N	Northwestern		2	3	103	A	Valparaiso 3 0				
9	A	Wisconsin		0	3			85	N	Bowling Green		3	0	103	H	Valparaiso 3 1				
9	A	Wisconsin		1	3			95	A	Western Mich.		2	3	103	H	Valparaiso 1 3				
11	A	Marquette		0	3									119	H	Iowa 2 3				
12	N	Kansas		0	3									147	A	Green Bay 3 1				
19	N	Oklahoma		0	3									147	H	Green Bay 3 1				
														173	A	Cleveland St. 2 3				
														173	H	Cleveland St. 3 0				
														173	H	Cleveland St. 3 1				
														178	A	Oakland 3 0				
														178	H	Oakland 3 1				
														193	A	Youngstown St. 3 2				
														193	H	Youngstown St. 3 0				
														259	A	Akron 3 1				
														266	A	Ill.-Chicago 3 0				
														266	H	Ill.-Chicago 3 0				
														296	A	Wright St. 3 0				
														296	H	Wright St. 3 0				
														297	N	Tennessee Tech 3 1				
														315	N	Niagara 3 0				
LAST 10 GAMES																				
						9	A	Wisconsin 0 3		147	A	Green Bay 3 1								
						103	H	Valparaiso 3 1		266	H	Ill.-Chicago 3 0								
						173	H	Cleveland St. 3 1		103	H	Valparaiso 1 3								
						173	A	Cleveland St. 2 3		178	A	Oakland 3 0								
						193	A	Youngstown St. 3 2		296	A	Wright St. 3 0								

Non-Div. I Games:

Milwaukee

Average RPI Win:	178	WON-LOST	WINNING	LAST 10	STRENGTH OF	OPP. STRENGTH	TEAM	ADJ	CONF.	ADJ CONF.	
Average RPI Loss:	110	RECORD	PCT. RANK	GAMES	SCHEDULE	OF SCHEDULE	RPI	RPI	RPI	RPI	
DIV. I ONLY	19- 11	.63333	77	6- 4	79	129	75	.55192	78	13	12
DIV. I NON-CONF.	8- 6	.57143	140	0- 0	100	131	105	.54049	105	13	13
<hr/>											
TOTALS	RPI 1-25	RPI 26-50		W-L RECORDS	RPI 51-100		RPI 101-150		RPI 150+		
19- 11	0- 0	0- 1		OVERALL	2- 5		4- 2		13- 3		
9- 2	0- 0	0- 0		HOME	0- 1		2- 0		7- 1		
8- 4	0- 0	0- 0		AWAY	2- 1		1- 1		5- 2		
2- 5	0- 0	0- 1		NEUTRAL	0- 3		1- 1		1- 0		
<hr/>											
8- 6	0- 0	0- 1		NON-CONFERENCE	1- 3		1- 2		6- 0		
4- 0	0- 0	0- 0		HOME	0- 0		1- 0		3- 0		
3- 1	0- 0	0- 0		AWAY	1- 0		0- 1		2- 0		
1- 5	0- 0	0- 1		NEUTRAL	0- 3		0- 1		1- 0		
<hr/>											
11- 5	0- 0	0- 0		CONFERENCE	1- 2		3- 0		7- 3		
5- 2	0- 0	0- 0		HOME	0- 1		1- 0		4- 1		
5- 3	0- 0	0- 0		AWAY	1- 1		1- 0		3- 2		
1- 0	0- 0	0- 0		NEUTRAL	0- 0		1- 0		0- 0		
<hr/>											
RPI S	Opponent	Score	RPI S	Opponent	Score	RPI S	Opponent	Score	RPI S	Opponent	Score
			37 N	Tulsa	2 3	63 A	Col. of Charleston	1 3	113 A	Dayton	1 3
						63 A	Col. of Charleston	3 2	117 N	San Francisco	1 3
						63 H	Col. of Charleston	1 3	128 H	St. John's (NY)	3 1
						70 N	Missouri St.	2 3	145 A	UNC Wilmington	3 2
						82 N	Pittsburgh	0 3	145 H	UNC Wilmington	3 0
						88 N	SMU	2 3	145 N	UNC Wilmington	3 0
						89 A	San Diego St.	3 2	151 A	James Madison	3 0
									151 H	James Madison	2 3
									163 H	Harvard	3 1
									188 A	Rhode Island	3 1
									199 H	New Hampshire	3 1
									203 A	Hofstra	2 3
									203 H	Hofstra	3 1
									204 A	UConn	3 2
									213 A	Delaware	3 1
									213 H	Delaware	3 1
									219 A	William & Mary	2 3
									219 H	William & Mary	3 0
									220 A	Towson	3 0
									220 H	Towson	3 0
									231 H	Boston College	3 1
									239 N	Albany (NY)	3 0
			LAST 10 GAMES								
			63 A	Col. of Charleston	1 3	145 A	UNC Wilmington	3 2			
			145 N	UNC Wilmington	3 0	151 A	James Madison	3 0			
			219 H	William & Mary	3 0	219 A	William & Mary	2 3			
			151 H	James Madison	2 3	203 A	Hofstra	2 3			
			63 A	Col. of Charleston	3 2	213 H	Delaware	3 1			

Non-Div. I Games:

Northeastern



Average RPI Win:		181	WON-LOST RECORD		WINNING PCT. RANK		LAST 10 GAMES		STRENGTH OF SCHEDULE		OPP. STRENGTH OF SCHEDULE		TEAM RPI		ADJ RPI		CONF. RPI		ADJ CONF. RPI				
DIV. I ONLY			16- 15		.51613 163		5- 5		48		71		84		.54997 79		5		5				
DIV. I NON-CONF.			9- 6		.6 116		1- 0		93		134		95		.54896 92		7		7				
TOTALS		RPI 1-25		RPI 26-50				W-L RECORDS				RPI 51-100				RPI 101-150				RPI 150+			
16- 15		1- 4		0- 5				OVERALL				2- 4				3- 1				10- 1			
6- 4		1- 1		0- 1				HOME				0- 1				2- 0				3- 1			
8- 7		0- 2		0- 2				AWAY				2- 2				1- 1				5- 0			
2- 4		0- 1		0- 2				NEUTRAL				0- 1				0- 0				2- 0			
9- 6		0- 1		0- 3				NON-CONFERENCE				2- 2				0- 0				7- 0			
2- 0		0- 0		0- 0				HOME				0- 0				0- 0				2- 0			
5- 2		0- 0		0- 1				AWAY				2- 1				0- 0				3- 0			
2- 4		0- 1		0- 2				NEUTRAL				0- 1				0- 0				2- 0			
7- 9		1- 3		0- 2				CONFERENCE				0- 2				3- 1				3- 1			
4- 4		1- 1		0- 1				HOME				0- 1				2- 0				1- 1			
3- 5		0- 2		0- 1				AWAY				0- 1				1- 1				2- 0			
0- 0		0- 0		0- 0				NEUTRAL				0- 0				0- 0				0- 0			
RPI	S	Opponent		Score		RPI	S	Opponent		Score		RPI	S	Opponent		Score		RPI	S	Opponent		Score	
5	N	Missouri		0	3	41	N	Alabama		1	3	60	A	Xavier		1	3	128	A	St. John's (NY)		2	3
11	A	Marquette		0	3	42	A	Butler		0	3	60	H	Xavier		1	3	128	H	St. John's (NY)		3	1
11	H	Marquette		2	3	42	H	Butler		1	3	67	N	Washington St.		2	3	143	A	Villanova		3	1
18	A	Creighton		0	3	45	A	Yale		2	3	72	A	Virginia		1	3	143	H	Villanova		3	2
18	H	Creighton		3	1	50	N	Colgate		2	3	84	A	LIU Brooklyn		3	0	158	A	DePaul		3	2
												99	A	Army		3	2	158	H	DePaul		3	1
																		174	A	Georgetown		3	2
																		174	H	Georgetown		0	3
																		203	H	Hofstra		3	0
																		219	N	William & Mary		3	0
																		248	A	Princeton		3	0
																		262	H	Stony Brook		3	0
																		272	N	Columbia		3	2
																		285	A	Rutgers		3	2
																		302	A	NJIT		3	1
LAST 10 GAMES																							
128 H St. John's (NY)						3	1	11 A Marquette						0	3								
158 H DePaul						3	1	18 A Creighton						0	3								
18 H Creighton						3	1	302 A NJIT						3	1								
11 H Marquette						2	3	60 H Xavier						1	3								
158 A DePaul						3	2	42 H Butler						1	3								

Non-Div. I Games:

Seton Hall



Average RPI Win:		180	WON-LOST RECORD		WINNING PCT. RANK		LAST 10 GAMES		STRENGTH OF SCHEDULE		OPP. STRENGTH OF SCHEDULE		TEAM RPI		ADJ RPI		CONF. RPI		ADJ CONF. RPI	
Average RPI Loss:		65																		
DIV. I ONLY			20- 11		.64516 73		6- 4		133		95		83		.5478 81		10		10	
DIV. I NON-CONF.			7- 4		.63636 102		0- 0		134		72		93		.55008 90		9		9	
TOTALS		RPI 1-25		RPI 26-50		W-L RECORDS		RPI 51-100		RPI 101-150		RPI 150+								
20- 11		0- 3		0- 2		OVERALL		2- 3		7- 3		11- 0								
9- 2		0- 1		0- 0		HOME		1- 1		4- 0		4- 0								
7- 7		0- 2		0- 1		AWAY		0- 2		2- 2		5- 0								
4- 2		0- 0		0- 1		NEUTRAL		1- 0		1- 1		2- 0								
7- 4		0- 1		0- 2		NON-CONFERENCE		1- 0		1- 1		5- 0								
1- 0		0- 0		0- 0		HOME		0- 0		0- 0		1- 0								
2- 2		0- 1		0- 1		AWAY		0- 0		0- 0		2- 0								
4- 2		0- 0		0- 1		NEUTRAL		1- 0		1- 1		2- 0								
13- 7		0- 2		0- 0		CONFERENCE		1- 3		6- 2		6- 0								
8- 2		0- 1		0- 0		HOME		1- 1		4- 0		3- 0								
5- 5		0- 1		0- 0		AWAY		0- 2		2- 2		3- 0								
0- 0		0- 0		0- 0		NEUTRAL		0- 0		0- 0		0- 0								
RPI S	Opponent		Score		RPI S	Opponent		Score		RPI S	Opponent		Score		RPI S	Opponent		Score		
14 A	Duke		0	3	28 A	Utah		2	3	61 N	UNI		3	1	102 A	Fresno St.		1	3	
23 A	Colorado St.		1	3	38 N	Wichita St.		2	3	68 A	New Mexico		0	3	102 H	Fresno St.		3	0	
23 H	Colorado St.		2	3						68 H	New Mexico		0	3	115 N	Pacific		3	2	
										89 A	San Diego St.		0	3	129 N	South Carolina		1	3	
										89 H	San Diego St.		3	0	131 A	UNLV		2	3	
															131 H	UNLV		3	1	
															137 A	Wyoming		3	1	
															137 H	Wyoming		3	1	
															146 A	Boise St.		3	1	
															146 H	Boise St.		3	0	
															154 N	Fairfield		3	2	
															165 H	Utah Valley		3	0	
															190 N	Liberty		3	0	
															218 A	Air Force		3	1	
															218 H	Air Force		3	1	
															238 A	San Jose St.		3	0	
															238 H	San Jose St.		3	0	
															268 A	Portland		3	1	
															273 A	Nevada		3	0	
															273 H	Nevada		3	0	
															304 A	Weber St.		3	0	
				LAST 10 GAMES																
				273 H Nevada				3	0	238 H San Jose St.				3	0					
				218 H Air Force				3	1	68 A New Mexico				0	3					
				89 A San Diego St.				0	3	218 A Air Force				3	1					
				131 A UNLV				2	3	23 H Colorado St.				2	3					
				102 H Fresno St.				3	0	137 H Wyoming				3	1					

Non-Div. I Games:

Utah St.

Average RPI Win:	149	WON-LOST	WINNING	LAST 10	STRENGTH OF	OPP. STRENGTH	TEAM	ADJ	CONF.	ADJ CONF.			
Average RPI Loss:	79	RECORD	PCT. RANK	GAMES	SCHEDULE	OF SCHEDULE	RPI	RPI	RPI	RPI			
DIV. I ONLY	19- 14	.57576	119	1- 0	84	69	80	.54651	82	6	6		
DIV. I NON-CONF.	8- 5	.61538	109	0- 0	108	121	91	.54678	94	6	6		
<hr/>													
TOTALS	RPI 1-25	RPI 26-50		W-L RECORDS	RPI 51-100		RPI 101-150		RPI 150+				
19- 14	0- 5	0- 0		OVERALL	5- 4		5- 3		9- 2				
8- 5	0- 1	0- 0		HOME	2- 2		3- 0		3- 2				
6- 7	0- 3	0- 0		AWAY	2- 2		1- 2		3- 0				
5- 2	0- 1	0- 0		NEUTRAL	1- 0		1- 1		3- 0				
<hr/>													
8- 5	0- 2	0- 0		NON-CONFERENCE	1- 1		2- 1		5- 1				
1- 2	0- 0	0- 0		HOME	0- 1		0- 0		1- 1				
2- 1	0- 1	0- 0		AWAY	0- 0		1- 0		1- 0				
5- 2	0- 1	0- 0		NEUTRAL	1- 0		1- 1		3- 0				
<hr/>													
11- 9	0- 3	0- 0		CONFERENCE	4- 3		3- 2		4- 1				
7- 3	0- 1	0- 0		HOME	2- 1		3- 0		2- 1				
4- 6	0- 2	0- 0		AWAY	2- 2		0- 2		2- 0				
0- 0	0- 0	0- 0		NEUTRAL	0- 0		0- 0		0- 0				
<hr/>													
RPI S	Opponent	Score		RPI S	Opponent	Score		RPI S	Opponent	Score			
5 A	Missouri	1	3			53 A	Miami (FL)	0	3	101 N	Idaho St.	0	3
14 H	Duke	1	3			57 A	North Carolina St.	2	3	104 H	Wake Forest	3	2
17 A	Florida St.	0	3			57 H	North Carolina St.	3	0	111 A	Notre Dame	2	3
21 N	Purdue	2	3			66 A	Virginia Tech	3	1	120 H	Clemson	3	0
24 A	North Carolina	1	3			66 H	Virginia Tech	3	0	130 N	South Dakota	3	1
						72 A	Virginia	3	1	134 A	Maryland	1	3
						72 H	Virginia	2	3	134 H	Maryland	3	2
						78 N	Northeastern	3	0	135 A	South Fla.	3	2
						97 H	Morehead St.	2	3	162 H	Georgia Tech	3	0
										167 A	Syracuse	3	0
										167 H	Syracuse	1	3
										170 N	Arkansas St.	3	0
										189 N	Fla. Atlantic	3	0
										204 A	UConn	3	2
										227 H	Cornell	2	3
										231 A	Boston College	3	2
										231 H	Boston College	3	0
										239 N	Albany (NY)	3	0
										285 H	Rutgers	3	1
<hr/>													
LAST 10 GAMES													
66 A Virginia Tech				3	1	167 A Syracuse				3	0		
72 A Virginia				3	1	14 H Duke				1	3		
57 H North Carolina St.				3	0	104 H Wake Forest				3	2		
134 H Maryland				3	2	111 A Notre Dame				2	3		
231 A Boston College				3	2	134 A Maryland				1	3		

**Non-Div. I Games:**

Pittsburgh

Average RPI Win:		206	WON-LOST RECORD		WINNING PCT. RANK		LAST 10 GAMES		STRENGTH OF SCHEDULE		OPP. STRENGTH OF SCHEDULE		TEAM RPI		ADJ RPI		CONF. RPI		ADJ CONF. RPI			
Average RPI Loss:		73																				
DIV. I ONLY			21- 11		.65625 65		9- 1		126		146		85		.54538 83		25		25			
DIV. I NON-CONF.			3- 7		.3 263		0- 0		20		7		109		.54052 104		20		18			
TOTALS		RPI 1-25		RPI 26-50		W-L RECORDS		RPI 51-100		RPI 101-150		RPI 150+										
21- 11		0- 4		0- 2		OVERALL		0- 1		5- 2		16- 2										
14- 4		0- 3		0- 0		HOME		0- 0		4- 1		10- 0										
7- 5		0- 1		0- 1		AWAY		0- 0		1- 1		6- 2										
0- 2		0- 0		0- 1		NEUTRAL		0- 1		0- 0		0- 0										
3- 7		0- 4		0- 2		NON-CONFERENCE		0- 1		2- 0		1- 0										
3- 3		0- 3		0- 0		HOME		0- 0		2- 0		1- 0										
0- 2		0- 1		0- 1		AWAY		0- 0		0- 0		0- 0										
0- 2		0- 0		0- 1		NEUTRAL		0- 1		0- 0		0- 0										
18- 4		0- 0		0- 0		CONFERENCE		0- 0		3- 2		15- 2										
11- 1		0- 0		0- 0		HOME		0- 0		2- 1		9- 0										
7- 3		0- 0		0- 0		AWAY		0- 0		1- 1		6- 2										
0- 0		0- 0		0- 0		NEUTRAL		0- 0		0- 0		0- 0										
RPI	S	Opponent		Score		RPI	S	Opponent		Score		RPI	S	Opponent		Score						
3	H	Washington		0	3	26	N	Arizona		1	3	59	N	Northwestern		0	3	101	A	Idaho St.	3	2
19	H	Oklahoma		1	3	31	A	Oregon		0	3							101	H	Idaho St.	3	1
20	A	Hawaii		0	3													101	H	Idaho St.	0	3
25	H	BYU		0	3													112	A	North Dakota	2	3
																		112	H	North Dakota	3	2
																		115	H	Pacific	3	2
																		146	H	Boise St.	3	0
																		152	H	Gonzaga	3	0
																		180	A	Northern Ariz.	0	3
																		180	H	Northern Ariz.	3	1
																		181	A	Northern Colo.	3	1
																		181	H	Northern Colo.	3	0
																		195	A	Montana	3	0
																		195	H	Montana	3	0
																		195	H	Montana	3	0
																		229	A	Sacramento St.	1	3
																		229	H	Sacramento St.	3	0
																		230	A	Eastern Wash.	3	1
																		230	H	Eastern Wash.	3	0
																		286	A	Montana St.	3	0
																		286	H	Montana St.	3	1
																		299	A	Southern Utah	3	0
																		299	H	Southern Utah	3	0
																		304	A	Weber St.	3	1
																		304	H	Weber St.	3	0
LAST 10 GAMES																						
						101	H	Idaho St.		0	3	112	H	North Dakota		3	2	299	H	Southern Utah	3	0
						195	H	Montana		3	0	180	H	Northern Ariz.		3	1	195	A	Montana	3	0
						101	A	Idaho St.		3	2	299	H	Southern Utah		3	0	286	A	Montana St.	3	0
						304	A	Weber St.		3	1	195	A	Montana		3	0					
						181	H	Northern Colo.		3	0	286	A	Montana St.		3	0					

Non-Div. I Games:

Portland St.

Average RPI Win:		258	WON-LOST		WINNING		LAST 10		STRENGTH OF		OPP. STRENGTH		TEAM		ADJ		CONF.		ADJ CONF.				
Average RPI Loss:		56	RECORD		PCT. RANK		GAMES		SCHEDULE		OF SCHEDULE		RPI		RPI		RPI		RPI				
DIV. I ONLY			23- 8		.74194 38		9- 1		207		246		94		.54372 84		30		30				
DIV. I NON-CONF.			7- 8		.46667 186		0- 1		58		41		101		.54553 96		30		30				
TOTALS		RPI 1-25		RPI 26-50		W-L RECORDS		RPI 51-100		RPI 101-150		RPI 150+											
23- 8		0- 4		1- 1		OVERALL		0- 1		0- 1		22- 1											
13- 1		0- 0		1- 0		HOME		0- 1		0- 0		12- 0											
7- 4		0- 3		0- 0		AWAY		0- 0		0- 1		7- 0											
3- 3		0- 1		0- 1		NEUTRAL		0- 0		0- 0		3- 1											
7- 8		0- 4		1- 1		NON-CONFERENCE		0- 1		0- 1		6- 1											
4- 1		0- 0		1- 0		HOME		0- 1		0- 0		3- 0											
0- 4		0- 3		0- 0		AWAY		0- 0		0- 1		0- 0											
3- 3		0- 1		0- 1		NEUTRAL		0- 0		0- 0		3- 1											
16- 0		0- 0		0- 0		CONFERENCE		0- 0		0- 0		16- 0											
9- 0		0- 0		0- 0		HOME		0- 0		0- 0		9- 0											
7- 0		0- 0		0- 0		AWAY		0- 0		0- 0		7- 0											
0- 0		0- 0		0- 0		NEUTRAL		0- 0		0- 0		0- 0											
RPI	S	Opponent		Score		RPI	S	Opponent		Score		RPI	S	Opponent		Score		RPI	S	Opponent		Score	
1	A	Penn St.		0	3	37	N	Tulsa		2	3	79	H	Seton Hall		0	3	134	A	Maryland		0	3
4	A	Florida		1	3	50	H	Colgate		3	2							154	H	Fairfield		3	1
14	N	Duke		0	3													156	N	UMKC		1	3
19	A	Oklahoma		1	3													171	N	Penn		3	2
																		202	A	Central Conn. St.		3	0
																		202	H	Central Conn. St.		3	0
																		202	H	Central Conn. St.		3	1
																		203	H	Hofstra		3	0
																		227	H	Cornell		3	2
																		261	A	Sacred Heart		3	0
																		261	H	Sacred Heart		3	0
																		293	N	Neb. Omaha		3	0
																		298	N	New Orleans		3	0
																		300	A	Robert Morris		3	0
																		300	H	Robert Morris		3	0
																		300	H	Robert Morris		3	1
																		301	A	Saint Francis (PA)		3	0
																		301	H	Saint Francis (PA)		3	0
																		312	A	Bryant		3	0
																		312	H	Bryant		3	0
																		320	A	St. Francis Brooklyn		3	0
																		320	H	St. Francis Brooklyn		3	0
																		324	A	Fairleigh Dickinson		3	0
																		324	H	Fairleigh Dickinson		3	0
LAST 10 GAMES																							
																		300	H	Robert Morris		3	1
																		301	H	Saint Francis (PA)		3	0
																		320	A	St. Francis Brooklyn		3	0
																		261	A	Sacred Heart		3	0
																		324	A	Fairleigh Dickinson		3	0

Non-Div. I Games:

LIU Brooklyn



Average RPI Win:	229	WON-LOST	WINNING	LAST 10	STRENGTH OF	OPP. STRENGTH	TEAM	ADJ	CONF.	ADJ CONF.				
Average RPI Loss:	109	RECORD	PCT. RANK	GAMES	SCHEDULE	OF SCHEDULE	RPI	RPI	RPI	RPI				
DIV. I ONLY		30- 4	.88235	7		291	241	81	.5428	86	22	23		
DIV. I NON-CONF.		12- 2	.85714	20		313	279	138	.50689	138	22	22		
<hr/>														
TOTALS	RPI 1-25	RPI 26-50		W-L RECORDS		RPI 51-100		RPI 101-150		RPI 150+				
30- 4	0- 1	0- 0		OVERALL		4- 1		0- 1		26- 1				
14- 0	0- 0	0- 0		HOME		2- 0		0- 0		12- 0				
10- 4	0- 1	0- 0		AWAY		1- 1		0- 1		9- 1				
6- 0	0- 0	0- 0		NEUTRAL		1- 0		0- 0		5- 0				
<hr/>														
12- 2	0- 1	0- 0		NON-CONFERENCE		0- 0		0- 1		12- 0				
5- 0	0- 0	0- 0		HOME		0- 0		0- 0		5- 0				
3- 2	0- 1	0- 0		AWAY		0- 0		0- 1		3- 0				
4- 0	0- 0	0- 0		NEUTRAL		0- 0		0- 0		4- 0				
<hr/>														
18- 2	0- 0	0- 0		CONFERENCE		4- 1		0- 0		14- 1				
9- 0	0- 0	0- 0		HOME		2- 0		0- 0		7- 0				
7- 2	0- 0	0- 0		AWAY		1- 1		0- 0		6- 1				
2- 0	0- 0	0- 0		NEUTRAL		1- 0		0- 0		1- 0				
<hr/>														
RPI	S	Opponent	Score		RPI	S	Opponent	Score		RPI	S	Opponent	Score	
4	A	Florida	0	3						69	A	Lipscomb	2	3
										69	H	Lipscomb	3	1
										69	N	Lipscomb	3	2
										76	A	East Tenn. St.	3	0
										76	H	East Tenn. St.	3	2
										107	A	UCF	1	3
										161	A	FGCU	3	0
										161	H	FGCU	3	1
										161	N	FGCU	3	1
										175	A	FIU	3	2
										189	A	Fla. Atlantic	3	1
										189	H	Fla. Atlantic	3	1
										211	A	Kennesaw St.	3	1
										211	H	Kennesaw St.	3	0
										212	H	Florida A&M	3	1
										233	A	Northern Ky.	3	2
										233	H	Northern Ky.	3	1
										254	A	North Florida	3	1
										254	H	North Florida	3	0
										257	A	Stetson	2	3
										257	H	Stetson	3	0
										264	N	Southeastern La.	3	1
										276	N	South Dakota St.	3	0
										290	N	Chattanooga	3	0
										306	A	USC Upstate	3	1
										306	H	USC Upstate	3	0
										307	A	Mercer	3	0
										307	H	Mercer	3	0
										308	H	Charleston So.	3	0
										321	H	Mississippi Val.	3	0
										328	H	Bethune-Cookman	3	0
										328	N	Bethune-Cookman	3	1
<hr/>														
LAST 10 GAMES														
4	A	Florida	0	3	306	A	USC Upstate	3	1	307	A	Mercer	3	0
212	H	Florida A&M	3	1	211	H	Kennesaw St.	3	0	308	H	Charleston So.	3	0
69	N	Lipscomb	3	2	307	H	Mercer	3	0	321	H	Mississippi Val.	3	0
161	N	FGCU	3	1	161	H	FGCU	3	1	328	H	Bethune-Cookman	3	0
76	A	East Tenn. St.	3	0	254	H	North Florida	3	0	328	N	Bethune-Cookman	3	1

Non-Div. I Games:

Jacksonville



RPI	S	Opponent	Score	
331	A	Savannah St.	3	0

Jacksonville

J  
a  
c  
k  
s  
o  
n  
v  
i  
l  
l  
e

J  
a  
c  
k  
s  
o  
n  
v  
i  
l  
l  
e



Average RPI Win: 208		WON-LOST RECORD	WINNING PCT. RANK		LAST 10 GAMES		STRENGTH OF SCHEDULE		OPP. STRENGTH OF SCHEDULE		TEAM RPI	ADJ RPI	CONF. RPI	ADJ CONF. RPI			
Average RPI Loss: 104																	
DIV. I ONLY		22- 9	.70968	47	9- 1		180		172		87	.54239	88	14	14		
DIV. I NON-CONF.		8- 5	.61538	109	0- 0		172		189		124	.52166	123	14	14		
<hr/>																	
TOTALS		RPI 1-25		RPI 26-50		W-L RECORDS		RPI 51-100		RPI 101-150		RPI 150+					
22- 9		0- 0		0- 2		OVERALL		2- 3		3- 2		17- 2					
10- 2		0- 0		0- 1		HOME		0- 0		1- 1		9- 0					
8- 4		0- 0		0- 1		AWAY		1- 2		2- 0		5- 1					
4- 3		0- 0		0- 0		NEUTRAL		1- 1		0- 1		3- 1					
8- 5		0- 0		0- 0		NON-CONFERENCE		2- 3		0- 1		6- 1					
3- 0		0- 0		0- 0		HOME		0- 0		0- 0		3- 0					
1- 2		0- 0		0- 0		AWAY		1- 2		0- 0		0- 0					
4- 3		0- 0		0- 0		NEUTRAL		1- 1		0- 1		3- 1					
14- 4		0- 0		0- 2		CONFERENCE		0- 0		3- 1		11- 1					
7- 2		0- 0		0- 1		HOME		0- 0		1- 1		6- 0					
7- 2		0- 0		0- 1		AWAY		0- 0		2- 0		5- 1					
0- 0		0- 0		0- 0		NEUTRAL		0- 0		0- 0		0- 0					
RPI S	Opponent	Score	RPI S	Opponent	Score	RPI S	Opponent	Score	RPI S	Opponent	Score	RPI S	Opponent	Score			
			40 A	Louisville	1 3	63 A	Col. of Charleston	3 1	107 A	UCF	3 1						
			40 H	Louisville	0 3	64 N	Ball St.	1 3	107 H	UCF	3 0						
						78 N	Northeastern	3 2	117 N	San Francisco	2 3						
						94 A	Baylor	0 3	135 A	South Fla.	3 0						
						100 A	Texas St.	1 3	135 H	South Fla.	2 3						
									160 H	Sam Houston St.	3 0						
									163 N	Harvard	2 3						
									183 A	Temple	1 3						
									183 H	Temple	3 0						
									194 H	Davidson	3 1						
									196 A	Houston	3 0						
									196 H	Houston	3 1						
									204 A	UConn	3 0						
									204 H	UConn	3 0						
									225 A	Memphis	3 1						
									225 H	Memphis	3 0						
									249 N	Lamar	3 0						
									270 A	Cincinnati	3 1						
									270 H	Cincinnati	3 0						
									284 N	Alabama A&M	3 0						
									285 A	Rutgers	3 1						
									285 H	Rutgers	3 0						
									317 N	Quinnipiac	3 0						
									330 H	Grambling	3 0						
			LAST 10 GAMES														
			196 A	Houston	3 0	40 A	Louisville	1 3	285 H	Rutgers	3 0						
			135 A	South Fla.	3 0	270 A	Cincinnati	3 1	196 H	Houston	3 1						
			107 A	UCF	3 1	204 H	UConn	3 0									
			225 H	Memphis	3 0	285 H	Rutgers	3 0									
			183 H	Temple	3 0	196 H	Houston	3 1									

Non-Div. I Games:

SMU

Average RPI Win:		141	WON-LOST RECORD		WINNING PCT. RANK		LAST 10 GAMES		STRENGTH OF SCHEDULE		OPP. STRENGTH OF SCHEDULE		TEAM RPI		ADJ RPI		CONF. RPI		ADJ CONF. RPI	
Average RPI Loss:		109																		
DIV. I ONLY			16- 14		.53333 145		6- 4		57		106		94		.54092 89		10		10	
DIV. I NON-CONF.			5- 5		.5 166		0- 0		17		93		62		.58461 61		9		9	
TOTALS		RPI 1-25		RPI 26-50		W-L RECORDS		RPI 51-100		RPI 101-150		RPI 150+								
16- 14		1- 2		1- 2		OVERALL		2- 3		7- 4		5- 3								
10- 3		0- 1		0- 0		HOME		2- 1		4- 1		4- 0								
3- 10		1- 1		0- 1		AWAY		0- 2		1- 3		1- 3								
3- 1		0- 0		1- 1		NEUTRAL		0- 0		2- 0		0- 0								
5- 5		0- 1		1- 2		NON-CONFERENCE		0- 1		3- 0		1- 1								
2- 1		0- 0		0- 0		HOME		0- 1		1- 0		1- 0								
0- 3		0- 1		0- 1		AWAY		0- 0		0- 0		0- 1								
3- 1		0- 0		1- 1		NEUTRAL		0- 0		2- 0		0- 0								
11- 9		1- 1		0- 0		CONFERENCE		2- 2		4- 4		4- 2								
8- 2		0- 1		0- 0		HOME		2- 0		3- 1		3- 0								
3- 7		1- 0		0- 0		AWAY		0- 2		1- 3		1- 2								
0- 0		0- 0		0- 0		NEUTRAL		0- 0		0- 0		0- 0								
RPI S	Opponent		Score		RPI S	Opponent		Score		RPI S	Opponent		Score		RPI S	Opponent		Score		
15 A	San Diego		0	3	32 N	Cal St. Northridge		2	3	68 A	New Mexico		2	3	102 A	Fresno St.		0	3	
23 A	Colorado St.		3	2	34 A	LSU		2	3	68 H	New Mexico		3	0	102 H	Fresno St.		3	1	
23 H	Colorado St.		1	3	49 N	UTSA		3	1	78 H	Northeastern		2	3	117 H	San Francisco		3	0	
										81 A	Utah St.		0	3	131 A	UNLV		1	3	
										81 H	Utah St.		3	0	131 H	UNLV		3	0	
															137 A	Wyoming		1	3	
															137 H	Wyoming		1	3	
															139 N	Idaho		3	0	
															146 A	Boise St.		3	0	
															146 H	Boise St.		3	1	
															149 N	UC Davis		3	2	
															163 H	Harvard		3	1	
															180 A	Northern Ariz.		0	3	
															218 A	Air Force		3	1	
															218 H	Air Force		3	0	
															238 A	San Jose St.		2	3	
															238 H	San Jose St.		3	0	
															273 A	Nevada		2	3	
															273 H	Nevada		3	0	
					LAST 10 GAMES															
					137 A	Wyoming		1	3	131 H	UNLV		3	0						
					23 A	Colorado St.		3	2	102 A	Fresno St.		0	3						
					81 H	Utah St.		3	0	238 A	San Jose St.		2	3						
					146 H	Boise St.		3	1	68 H	New Mexico		3	0						
					273 A	Nevada		2	3	218 H	Air Force		3	0						

Non-Div. I Games:

San Diego St.

D  
u  
q  
u  
e  
s  
n  
e

Duquesne				Through Games Of Through Matches of Dec. 21, 2013 (												
Average RPI Win: 188		WON-LOST RECORD	WINNING PCT. RANK	LAST 10 GAMES	STRENGTH OF SCHEDULE	OPP. STRENGTH OF SCHEDULE	TEAM RPI	ADJ RPI	CONF. RPI	ADJ CONF. RPI						
Average RPI Loss: 107																
DIV. I ONLY		20- 10	.66667	58	8- 2	163	124	96	.53933	90	21	21				
DIV. I NON-CONF.		6- 8	.42857	207	0- 1	131	69	154	.49342	157	18	19				
-----																
TOTALS		RPI 1-25	RPI 26-50		W-L RECORDS		RPI 51-100		RPI 101-150		RPI 150+					
20- 10		0- 2	0- 0		OVERALL		4- 3		4- 3		12- 2					
9- 1		0- 0	0- 0		HOME		2- 1		2- 0		5- 0					
7- 5		0- 2	0- 0		AWAY		1- 1		0- 2		6- 0					
4- 4		0- 0	0- 0		NEUTRAL		1- 1		2- 1		1- 2					
6- 8		0- 2	0- 0		NON-CONFERENCE		2- 2		1- 2		3- 2					
3- 0		0- 0	0- 0		HOME		2- 0		0- 0		1- 0					
1- 4		0- 2	0- 0		AWAY		0- 1		0- 1		1- 0					
2- 4		0- 0	0- 0		NEUTRAL		0- 1		1- 1		1- 2					
14- 2		0- 0	0- 0		CONFERENCE		2- 1		3- 1		9- 0					
6- 1		0- 0	0- 0		HOME		0- 1		2- 0		4- 0					
6- 1		0- 0	0- 0		AWAY		1- 0		0- 1		5- 0					
2- 0		0- 0	0- 0		NEUTRAL		1- 0		1- 0		0- 0					
-----																
RPI	S	Opponent	Score		RPI	S	Opponent	Score		RPI	S	Opponent	Score			
13	A	Kentucky	0	3			52	A	VCU	3	1	105	N	Southern Ill.	3	0
22	A	Michigan St.	1	3			52	H	VCU	2	3	113	H	Dayton	3	1
							52	N	VCU	3	1	113	N	Dayton	3	1
							60	H	Xavier	3	2	132	N	Eastern Mich.	1	3
							66	A	Virginia Tech	0	3	144	A	IPFW	0	3
							69	N	Lipscomb	1	3	150	A	George Washington	1	3
							74	H	West Virginia	3	0	150	H	George Washington	3	0
												188	A	Rhode Island	3	1
												188	H	Rhode Island	3	1
												198	A	Saint Louis	3	1
												198	H	Saint Louis	3	0
												200	H	Central Mich.	3	1
												204	N	UConn	0	3
												219	N	William & Mary	2	3
												267	A	George Mason	3	0
												270	N	Cincinnati	3	1
												289	A	Fordham	3	1
												289	H	Fordham	3	0
												300	A	Robert Morris	3	1
												323	A	La Salle	3	0
												323	H	La Salle	3	0
-----																
					LAST 10 GAMES											
	13	A	Kentucky	0	3		323	H	La Salle	3	0					
		52	N	VCU	3	1		150	A	George Washington	1	3				
		113	N	Dayton	3	1		267	A	George Mason	3	0				
		323	A	La Salle	3	0		113	H	Dayton	3	1				
		52	A	VCU	3	1		150	H	George Washington	3	0				

Non-Div. I Games:

Duquesne

Average RPI Win:		192	WON-LOST RECORD		WINNING PCT. RANK		LAST 10 GAMES		STRENGTH OF SCHEDULE		OPP. STRENGTH OF SCHEDULE		TEAM RPI		ADJ RPI		CONF. RPI		ADJ CONF. RPI				
Average RPI Loss:		78																					
DIV. I ONLY			19- 13		.59375 108		4- 6		96		115		89		.53878 91		12		13				
DIV. I NON-CONF.			7- 5		.58333 132		0- 0		99		126		99		.54513 97		11		12				
TOTALS		RPI 1-25		RPI 26-50		W-L RECORDS		RPI 51-100		RPI 101-150		RPI 150+											
19- 13		0- 2		1- 3		OVERALL		2- 4		4- 2		12- 2											
7- 3		0- 0		1- 0		HOME		1- 1		1- 1		4- 1											
7- 8		0- 1		0- 3		AWAY		0- 2		2- 1		5- 1											
5- 2		0- 1		0- 0		NEUTRAL		1- 1		1- 0		3- 0											
7- 5		0- 2		0- 1		NON-CONFERENCE		0- 1		3- 1		4- 0											
0- 1		0- 0		0- 0		HOME		0- 0		0- 1		0- 0											
3- 2		0- 1		0- 1		AWAY		0- 0		2- 0		1- 0											
4- 2		0- 1		0- 0		NEUTRAL		0- 1		1- 0		3- 0											
12- 8		0- 0		1- 2		CONFERENCE		2- 3		1- 1		8- 2											
7- 2		0- 0		1- 0		HOME		1- 1		1- 0		4- 1											
4- 6		0- 0		0- 2		AWAY		0- 2		0- 1		4- 1											
1- 0		0- 0		0- 0		NEUTRAL		1- 0		0- 0		0- 0											
RPI	S	Opponent		Score		RPI	S	Opponent		Score		RPI	S	Opponent		Score							
11	A	Marquette		2	3	38	A	Wichita St.		1	3	52	N	VCU		1	3	103	H	Valparaiso		1	3
22	N	Michigan St.		0	3	38	A	Wichita St.		2	3	61	A	UNI		1	3	105	A	Southern Ill.		1	3
						38	H	Wichita St.		3	1	61	H	UNI		1	3	105	H	Southern Ill.		3	0
						42	A	Butler		2	3	70	A	Missouri St.		0	3	109	A	IUPUI		3	2
												70	H	Missouri St.		3	1	144	A	IPFW		3	0
												70	N	Missouri St.		3	1	149	N	UC Davis		3	2
																		161	N	FGCU		3	0
																		172	A	Loyola Chicago		3	1
																		172	H	Loyola Chicago		0	3
																		223	A	Bradley		3	0
																		223	H	Bradley		3	1
																		241	A	Evansville		3	1
																		241	H	Evansville		3	0
																		244	A	Indiana St.		1	3
																		244	H	Indiana St.		3	0
																		273	A	Nevada		3	0
																		274	N	Grand Canyon		3	2
																		303	A	Drake		3	0
																		303	H	Drake		3	0
																		304	N	Weber St.		3	0
						LAST 10 GAMES																	
						38	A	Wichita St.		2	3	61	H	UNI		1	3						
						70	N	Missouri St.		3	1	38	A	Wichita St.		1	3						
						241	A	Evansville		3	1	70	A	Missouri St.		0	3						
						105	A	Southern Ill.		1	3	172	H	Loyola Chicago		0	3						
						303	H	Drake		3	0	223	H	Bradley		3	1						

Non-Div. I Games:

Illinois St.

Average RPI Win: 174		WON-LOST	WINNING	LAST 10	STRENGTH OF		OPP. STRENGTH	TEAM	ADJ	CONF.	ADJ CONF.
Average RPI Loss: 48		RECORD	PCT. RANK	GAMES	SCHEDULE		OF SCHEDULE	RPI	RPI	RPI	RPI
DIV. I ONLY		16- 15	.51613	163	3- 7		68	52	91	.53846	92
DIV. I NON-CONF.		12- 3	.8	36	1- 0		157	176	70	.57279	69
TOTALS		RPI 1-25	RPI 26-50		W-L RECORDS		RPI 51-100		RPI 101-150		RPI 150+
16- 15	0- 8	0- 3		OVERALL		5- 2		3- 0		8- 2	
8- 5	0- 3	0- 1		HOME		3- 0		2- 0		3- 1	
4- 9	0- 4	0- 2		AWAY		1- 2		0- 0		3- 1	
4- 1	0- 1	0- 0		NEUTRAL		1- 0		1- 0		2- 0	
12- 3	0- 2	0- 1		NON-CONFERENCE		1- 0		3- 0		8- 0	
5- 0	0- 0	0- 0		HOME		0- 0		2- 0		3- 0	
3- 2	0- 1	0- 1		AWAY		0- 0		0- 0		3- 0	
4- 1	0- 1	0- 0		NEUTRAL		1- 0		1- 0		2- 0	
4- 12	0- 6	0- 2		CONFERENCE		4- 2		0- 0		0- 2	
3- 5	0- 3	0- 1		HOME		3- 0		0- 0		0- 1	
1- 7	0- 3	0- 1		AWAY		1- 2		0- 0		0- 1	
0- 0	0- 0	0- 0		NEUTRAL		0- 0		0- 0		0- 0	
RPI S	Opponent	Score	RPI S	Opponent	Score	RPI S	Opponent	Score	RPI S	Opponent	Score
2 A	Texas	1 <span>3</span>	27 A	Iowa St.	0 <span>3</span>	58 A	Kansas St.	2 <span>3</span>	114 H	Ole Miss	3 2
2 H	Texas	0 <span>3</span>	27 H	Iowa St.	2 <span>3</span>	58 H	Kansas St.	3 0	121 H	North Texas	3 0
7 N	Southern California	1 <span>3</span>	36 A	Georgia	0 <span>3</span>	69 N	Lipscomb	3 1	123 N	Furman	3 0
11 A	Marquette	1 <span>3</span>				74 A	West Virginia	0 <span>3</span>	166 A	UNC Greensboro	3 1
12 A	Kansas	0 <span>3</span>				74 H	West Virginia	3 1	182 H	Stephen F. Austin	3 1
12 H	Kansas	1 <span>3</span>				94 A	Baylor	3 0	196 H	Houston	3 1
19 A	Oklahoma	0 <span>3</span>				94 H	Baylor	3 2	209 A	Texas Tech	0 <span>3</span>
19 H	Oklahoma	2 <span>3</span>							209 H	Texas Tech	2 <span>3</span>
									266 A	Ill.-Chicago	3 1
									267 N	George Mason	3 0
									310 A	Prairie View	3 0
									326 N	N.C. Central	3 0
									330 H	Grambling	3 0
LAST 10 GAMES											
209 A	Texas Tech	0 <span>3</span>	94 H	Baylor	3 2						
58 H	Kansas St.	3 0	310 A	Prairie View	3 0						
27 H	Iowa St.	2 <span>3</span>	12 H	Kansas	1 <span>3</span>						
74 A	West Virginia	0 <span>3</span>	2 A	Texas	1 <span>3</span>						
19 A	Oklahoma	0 <span>3</span>	27 A	Iowa St.	0 <span>3</span>						

Non-Div. I Games:

TCU

Average RPI Win:		209	WON-LOST RECORD		WINNING PCT. RANK		LAST 10 GAMES		STRENGTH OF SCHEDULE		OPP. STRENGTH OF SCHEDULE		TEAM RPI		ADJ RPI		CONF. RPI		ADJ CONF. RPI					
Average RPI Loss:		76																						
DIV. I ONLY			22- 11		.66667		58		9- 1		161		152		99		.53727		93		26		24	
DIV. I NON-CONF.			6- 9		.4		218		1- 1		142		46		167		.49157		159		25		24	
TOTALS			RPI 1-25		RPI 26-50		W-L RECORDS		RPI 51-100		RPI 101-150		RPI 150+											
22- 11			0- 1		0- 4		OVERALL		1- 2		5- 3		16- 1											
13- 3			0- 0		0- 1		HOME		1- 1		2- 1		10- 0											
6- 4			0- 1		0- 1		AWAY		0- 0		1- 1		5- 1											
3- 4			0- 0		0- 2		NEUTRAL		0- 1		2- 1		1- 0											
6- 9			0- 1		0- 4		NON-CONFERENCE		1- 2		0- 2		5- 0											
5- 3			0- 0		0- 1		HOME		1- 1		0- 1		4- 0											
0- 2			0- 1		0- 1		AWAY		0- 0		0- 0		0- 0											
1- 4			0- 0		0- 2		NEUTRAL		0- 1		0- 1		1- 0											
16- 2			0- 0		0- 0		CONFERENCE		0- 0		5- 1		11- 1											
8- 0			0- 0		0- 0		HOME		0- 0		2- 0		6- 0											
6- 2			0- 0		0- 0		AWAY		0- 0		1- 1		5- 1											
2- 0			0- 0		0- 0		NEUTRAL		0- 0		2- 0		0- 0											
RPI	S	Opponent		Score		RPI	S	Opponent		Score		RPI	S	Opponent		Score		RPI	S	Opponent		Score		
20	A	Hawaii		0 3		26	N	Arizona		0 3		62	N	UC Santa Barbara		2 3		124	H	UALR		1 3		
						28	H	Utah		2 3		68	H	New Mexico		2 3		127	N	Santa Clara		1 3		
						35	A	California		0 3		75	H	Northern Ill.		3 1		133	A	Bakersfield		2 3		
						48	N	UCLA		0 3								133	H	Bakersfield		3 0		
																		133	N	Bakersfield		3 0		
																		139	A	Idaho		3 1		
																		139	H	Idaho		3 0		
																		139	N	Idaho		3 2		
																		156	A	UMKC		3 0		
																		156	H	UMKC		3 1		
																		157	H	UTEP		3 1		
																		165	A	Utah Valley		0 3		
																		165	H	Utah Valley		3 0		
																		187	H	Hampton		3 1		
																		216	A	Seattle		3 1		
																		216	H	Seattle		3 1		
																		273	N	Nevada		3 0		
																		274	A	Grand Canyon		3 0		
																		274	H	Grand Canyon		3 0		
																		276	H	South Dakota St.		3 0		
																		278	A	Tex.-Pan American		3 1		
																		278	H	Tex.-Pan American		3 0		
																		299	H	Southern Utah		3 1		
																		318	A	Chicago St.		3 0		
																		318	H	Chicago St.		3 0		
						LAST 10 GAMES																		
						26	N	Arizona		0 3		318	H	Chicago St.		3 0		299	H	Southern Utah		3 1		
						133	N	Bakersfield		3 0		156	H	UMKC		3 1		318	A	Chicago St.		3 0		
						139	N	Idaho		3 2		274	A	Grand Canyon		3 0		318	H	Chicago St.		3 0		
						165	H	Utah Valley		3 0		216	A	Seattle		3 1								
						157	H	UTEP		3 1		139	A	Idaho		3 1								

Non-Div. I Games:

New Mexico St.





Average RPI Win:	182	WON-LOST RECORD	WINNING PCT. RANK	LAST 10 GAMES	STRENGTH OF SCHEDULE	OPP. STRENGTH OF SCHEDULE	TEAM RPI	ADJ RPI	CONF. RPI	ADJ CONF. RPI	
Average RPI Loss:	84										
DIV. I ONLY		17- 14	.54839 136	5- 5	90	97	103	.53717 95	9	9	
DIV. I NON-CONF.		7- 6	.53846 156	0- 0	146	115	129	.51842 126	10	10	
<hr/>											
TOTALS	RPI 1-25	RPI 26-50		W-L RECORDS	RPI 51-100		RPI 101-150		RPI 150+		
17- 14	0- 2	0- 1		OVERALL	4- 5		3- 5		10- 1		
6- 6	0- 1	0- 1		HOME	3- 2		1- 2		2- 0		
6- 5	0- 1	0- 0		AWAY	0- 2		2- 2		4- 0		
5- 3	0- 0	0- 0		NEUTRAL	1- 1		0- 1		4- 1		
7- 6	0- 2	0- 0		NON-CONFERENCE	2- 1		0- 2		5- 1		
2- 2	0- 1	0- 0		HOME	2- 0		0- 1		0- 0		
1- 2	0- 1	0- 0		AWAY	0- 0		0- 1		1- 0		
4- 2	0- 0	0- 0		NEUTRAL	0- 1		0- 0		4- 1		
10- 8	0- 0	0- 1		CONFERENCE	2- 4		3- 3		5- 0		
4- 4	0- 0	0- 1		HOME	1- 2		1- 1		2- 0		
5- 3	0- 0	0- 0		AWAY	0- 2		2- 1		3- 0		
1- 1	0- 0	0- 0		NEUTRAL	1- 0		0- 1		0- 0		
RPI S	Opponent	Score	RPI S	Opponent	Score	RPI S	Opponent	Score	RPI S	Opponent	Score
4 A	Florida	1 3	39 H	Ohio	2 3	55 N	Western Ky.	1 3	106 A	Toledo	2 3
19 H	Oklahoma	0 3				59 H	Northwestern	3 2	106 H	Toledo	2 3
						64 A	Ball St.	1 3	113 A	Dayton	1 3
						64 H	Ball St.	1 3	132 A	Eastern Mich.	3 1
						64 N	Ball St.	3 1	132 H	Eastern Mich.	3 1
						75 A	Northern Ill.	1 3	132 N	Eastern Mich.	0 3
						75 H	Northern Ill.	2 3	142 A	Buffalo	3 0
						77 H	Milwaukee	3 2	144 H	IPFW	0 3
						85 H	Bowling Green	3 1	174 N	Georgetown	2 3
									177 A	Miami (OH)	3 2
									200 A	Central Mich.	3 2
									200 H	Central Mich.	3 1
									215 H	Kent St.	3 0
									222 N	Iona	3 0
									259 A	Akron	3 0
									265 N	McNeese St.	3 0
									279 A	Louisiana Tech	3 1
									296 N	Wright St.	3 0
									298 N	New Orleans	3 0
			LAST 10 GAMES								
						132 N	Eastern Mich.	0 3	132 A	Eastern Mich.	3 1
						64 N	Ball St.	3 1	85 H	Bowling Green	3 1
						64 H	Ball St.	1 3	75 A	Northern Ill.	1 3
						106 H	Toledo	2 3	39 H	Ohio	2 3
						200 A	Central Mich.	3 2	215 H	Kent St.	3 0

Non-Div. I Games:

Western Mich.

Average RPI Win: 241		WON-LOST	WINNING	LAST 10	STRENGTH OF		OPP. STRENGTH	TEAM	ADJ	CONF.	ADJ CONF.
Average RPI Loss: 86		RECORD	PCT. RANK	GAMES	SCHEDULE		OF SCHEDULE	RPI	RPI	RPI	RPI
DIV. I ONLY		20- 7	.74074	43	209		244	97	.53565	96	20
DIV. I NON-CONF.		8- 2	.8	36	175		287	80	.55419	84	23
TOTALS		RPI 1-25	RPI 26-50		W-L RECORDS		RPI 51-100		RPI 101-150		RPI 150+
20- 7	0- 0		0- 3		OVERALL		0- 3		1- 0		19- 1
5- 2	0- 0		0- 1		HOME		0- 1		1- 0		4- 0
9- 4	0- 0		0- 2		AWAY		0- 2		0- 0		9- 0
6- 1	0- 0		0- 0		NEUTRAL		0- 0		0- 0		6- 1
8- 2	0- 0		0- 1		NON-CONFERENCE		0- 1		0- 0		8- 0
0- 0	0- 0		0- 0		HOME		0- 0		0- 0		0- 0
2- 2	0- 0		0- 1		AWAY		0- 1		0- 0		2- 0
6- 0	0- 0		0- 0		NEUTRAL		0- 0		0- 0		6- 0
12- 5	0- 0		0- 2		CONFERENCE		0- 2		1- 0		11- 1
5- 2	0- 0		0- 1		HOME		0- 1		1- 0		4- 0
7- 2	0- 0		0- 1		AWAY		0- 1		0- 0		7- 0
0- 1	0- 0		0- 0		NEUTRAL		0- 0		0- 0		0- 1
RPI S	Opponent	Score	RPI S	Opponent	Score	RPI S	Opponent	Score	RPI S	Opponent	Score
			37 A	Tulsa	2 3	73 A	Ga. Southern	1 3	126 H	A&M-Corpus Christi	3 2
			46 A	Central Ark.	1 3	98 A	Northwestern St.	0 3	157 A	UTEP	3 1
			46 H	Central Ark.	1 3	98 H	Northwestern St.	2 3	160 A	Sam Houston St.	3 0
									182 A	Stephen F. Austin	3 1
									182 H	Stephen F. Austin	3 2
									201 N	High Point	3 1
									205 H	Houston Baptist	3 0
									205 N	Houston Baptist	1 3
									224 N	North Dakota St.	3 0
									249 A	Lamar	3 1
									255 A	Texas Southern	3 0
									255 N	Texas Southern	3 0
									264 A	Southeastern La.	3 0
									264 H	Southeastern La.	3 0
									265 A	McNeese St.	3 0
									294 A	Nicholls St.	3 0
									298 A	New Orleans	3 0
									298 H	New Orleans	3 0
									310 N	Prairie View	3 0
									316 N	Southern U.	3 0
									316 N	Southern U.	3 0
			LAST 10 GAMES								
			205 N	Houston Baptist	1 3	249 A	Lamar	3 1			
			298 H	New Orleans	3 0	160 A	Sam Houston St.	3 0			
			264 H	Southeastern La.	3 0	98 A	Northwestern St.	0 3			
			182 A	Stephen F. Austin	3 1	205 H	Houston Baptist	3 0			
			46 H	Central Ark.	1 3	126 H	A&M-Corpus Christi	3 2			

Non-Div. I Games: Abilene Christian 3 0 Incarnate Word 3 0

Oral Roberts

Average RPI Win:		221	WON-LOST RECORD		WINNING PCT. RANK		LAST 10 GAMES		STRENGTH OF SCHEDULE		OPP. STRENGTH OF SCHEDULE		TEAM RPI		ADJ RPI		CONF. RPI		ADJ CONF. RPI					
Average RPI Loss:		96																						
DIV. I ONLY			27- 8		.77143		29		8- 2		246		150		86		.53518		97		24		26	
DIV. I NON-CONF.			9- 7		.5625		146		0- 1		201		62		140		.5004		144		26		25	
TOTALS		RPI 1-25		RPI 26-50		W-L RECORDS		RPI 51-100		RPI 101-150		RPI 150+												
27- 8		0- 2		0- 1		OVERALL		1- 2		2- 0		24- 3												
16- 2		0- 0		0- 0		HOME		0- 1		2- 0		14- 1												
9- 4		0- 2		0- 0		AWAY		1- 1		0- 0		8- 1												
2- 2		0- 0		0- 1		NEUTRAL		0- 0		0- 0		2- 1												
9- 7		0- 2		0- 1		NON-CONFERENCE		1- 2		2- 0		6- 2												
5- 2		0- 0		0- 0		HOME		0- 1		2- 0		3- 1												
2- 3		0- 2		0- 0		AWAY		1- 1		0- 0		1- 0												
2- 2		0- 0		0- 1		NEUTRAL		0- 0		0- 0		2- 1												
18- 1		0- 0		0- 0		CONFERENCE		0- 0		0- 0		18- 1												
11- 0		0- 0		0- 0		HOME		0- 0		0- 0		11- 0												
7- 1		0- 0		0- 0		AWAY		0- 0		0- 0		7- 1												
0- 0		0- 0		0- 0		NEUTRAL		0- 0		0- 0		0- 0												
RPI	S	Opponent		Score		RPI	S	Opponent		Score		RPI	S	Opponent		Score								
13	A	Kentucky		0	3	42	N	Butler		1	3	60	A	Xavier		0	3							
16	A	Illinois		0	3							74	H	West Virginia		1	3							
												82	A	Pittsburgh		3	2							

Non-Div. I Games:

Morehead St.

RPI	S	Opponent	Score	
297	A	Tennessee Tech	3	0
297	H	Tennessee Tech	3	0

Morehead St.

M  
o  
r  
e  
h  
e  
a  
d  
s  
t  
.

M  
o  
r  
e  
h  
e  
a  
d  
s  
t  
.

Average RPI Win: 222		WON-LOST	WINNING	LAST 10	STRENGTH OF		OPP. STRENGTH	TEAM	ADJ	CONF.	ADJ CONF.
Average RPI Loss: 80		RECORD	PCT. RANK	GAMES	SCHEDULE		OF SCHEDULE	RPI	RPI	RPI	RPI
DIV. I ONLY		19- 12	.6129	91	6- 2		128	166	107	.5343	98
DIV. I NON-CONF.		4- 8	.33333	248	0- 0		143	85	201	.47078	189
TOTALS		RPI 1-25	RPI 26-50		W-L RECORDS		RPI 51-100		RPI 101-150		RPI 150+
19- 12	0- 0	0- 6		OVERALL		2- 3		1- 1		16- 2	
8- 2	0- 0	0- 1		HOME		1- 0		0- 0		7- 1	
7- 4	0- 0	0- 2		AWAY		1- 1		1- 1		5- 0	
4- 6	0- 0	0- 3		NEUTRAL		0- 2		0- 0		4- 1	
4- 8	0- 0	0- 3		NON-CONFERENCE		0- 3		0- 1		4- 1	
1- 0	0- 0	0- 0		HOME		0- 0		0- 0		1- 0	
1- 3	0- 0	0- 1		AWAY		0- 1		0- 1		1- 0	
2- 5	0- 0	0- 2		NEUTRAL		0- 2		0- 0		2- 1	
15- 4	0- 0	0- 3		CONFERENCE		2- 0		1- 0		12- 1	
7- 2	0- 0	0- 1		HOME		1- 0		0- 0		6- 1	
6- 1	0- 0	0- 1		AWAY		1- 0		1- 0		4- 0	
2- 1	0- 0	0- 1		NEUTRAL		0- 0		0- 0		2- 0	
RPI S	Opponent	Score	RPI S	Opponent	Score	RPI S	Opponent	Score	RPI S	Opponent	Score
28 N	Utah	0 3	68 N	New Mexico	0 3	121 A	North Texas	0 3			
44 A	Arkansas	0 3	94 A	Baylor	1 3	126 A	A&M-Corpus Christi	3 0			
46 A	Central Ark.	1 3	96 A	Oral Roberts	3 2	153 N	Appalachian St.	3 0			
46 H	Central Ark.	1 3	96 H	Oral Roberts	3 0	156 N	UMKC	0 3			
46 N	Central Ark.	2 3	100 N	Texas St.	1 3	160 H	Sam Houston St.	1 3			
47 N	Colorado	0 3				179 H	Southern Miss.	3 1			
						182 A	Stephen F. Austin	3 1			
						182 H	Stephen F. Austin	3 1			
						205 A	Houston Baptist	3 1			
						205 N	Houston Baptist	3 0			
						249 H	Lamar	3 1			
						264 A	Southeastern La.	3 2			
						264 H	Southeastern La.	3 2			
						265 H	McNeese St.	3 1			
						265 N	McNeese St.	3 0			
						279 A	Louisiana Tech	3 2			
						294 H	Nicholls St.	3 1			
						298 A	New Orleans	3 1			
						298 H	New Orleans	3 0			
						310 N	Prairie View	3 0			
LAST 10 GAMES											
46 N	Central Ark.	2 3	264 A	Southeastern La.	3 2						
205 N	Houston Baptist	3 0	298 A	New Orleans	3 1						
265 N	McNeese St.	3 0	96 H	Oral Roberts	3 0						
182 A	Stephen F. Austin	3 1	160 H	Sam Houston St.	1 3						
46 H	Central Ark.	1 3	249 H	Lamar	3 1						

Non-Div. I Games: Abilene Christian 3 1 Incarnate Word 3 2

Northwestern St.

Average RPI Win:		218	WON-LOST RECORD		WINNING PCT. RANK		LAST 10 GAMES		STRENGTH OF SCHEDULE		OPP. STRENGTH OF SCHEDULE		TEAM RPI		ADJ RPI		CONF. RPI		ADJ CONF. RPI	
Average RPI Loss:		81																		
DIV. I ONLY			14- 13		.51852 160		5- 5		56		133		105		.53362 99		15		16	
DIV. I NON-CONF.			3- 7		.3 263		0- 0		38		74		137		.51186 131		19		20	
TOTALS		RPI 1-25		RPI 26-50		W-L RECORDS		RPI 51-100		RPI 101-150		RPI 150+								
14- 13		0- 1		1- 6		OVERALL		0- 2		1- 3		12- 1								
6- 6		0- 0		0- 3		HOME		0- 2		1- 0		5- 1								
6- 3		0- 0		1- 1		AWAY		0- 0		0- 2		5- 0								
2- 4		0- 1		0- 2		NEUTRAL		0- 0		0- 1		2- 0								
3- 7		0- 1		0- 2		NON-CONFERENCE		0- 2		0- 2		3- 0								
1- 3		0- 0		0- 1		HOME		0- 2		0- 0		1- 0								
0- 1		0- 0		0- 0		AWAY		0- 0		0- 1		0- 0								
2- 3		0- 1		0- 1		NEUTRAL		0- 0		0- 1		2- 0								
11- 6		0- 0		1- 4		CONFERENCE		0- 0		1- 1		9- 1								
5- 3		0- 0		0- 2		HOME		0- 0		1- 0		4- 1								
6- 2		0- 0		1- 1		AWAY		0- 0		0- 1		5- 0								
0- 1		0- 0		0- 1		NEUTRAL		0- 0		0- 0		0- 0								
RPI	S	Opponent		Score		RPI	S	Opponent		Score		RPI	S	Opponent		Score				
6	N	Stanford		0 3		30	A	American		3 1		67	H	Washington St.		1 3				
						30	H	American		0 3		79	H	Seton Hall		2 3				
						41	H	Alabama		1 3										
						45	N	Yale		1 3										
						50	A	Colgate		1 3										
						50	H	Colgate		0 3										
						50	N	Colgate		0 3										
						LAST 10 GAMES														
						50	N	Colgate		0 3		50	H	Colgate		0 3				
						271	A	Lafayette		3 1		140	A	Lehigh		2 3				
						226	A	Navy		3 0		247	A	Bucknell		3 2				
						256	H	Loyola Maryland		2 3		280	A	Holy Cross		3 0				
						30	H	American		0 3		280	H	Holy Cross		3 0				

Non-Div. I Games:

Army

Average RPI Win: 190		WON-LOST	WINNING	LAST 10	STRENGTH OF		OPP. STRENGTH	TEAM	ADJ	CONF.	ADJ CONF.
Average RPI Loss: 116		RECORD	PCT. RANK	GAMES	SCHEDULE		OF SCHEDULE	RPI	RPI	RPI	RPI
DIV. I ONLY		24- 13	.64865	70	7- 3		132	130	88	.53341	100
DIV. I NON-CONF.		10- 6	.625	105	0- 1		117	86	87	.5499	91
TOTALS		RPI 1-25	RPI 26-50		W-L RECORDS		RPI 51-100		RPI 101-150		RPI 150+
24- 13	0- 1	2- 2		OVERALL		3- 2		1- 2		18- 6	
11- 4	0- 0	0- 0		HOME		2- 1		0- 1		9- 2	
7- 7	0- 1	1- 1		AWAY		0- 1		1- 1		5- 3	
6- 2	0- 0	1- 1		NEUTRAL		1- 0		0- 0		4- 1	
10- 6	0- 1	2- 2		NON-CONFERENCE		3- 0		0- 1		5- 2	
5- 1	0- 0	0- 0		HOME		2- 0		0- 0		3- 1	
2- 3	0- 1	1- 1		AWAY		0- 0		0- 1		1- 0	
3- 2	0- 0	1- 1		NEUTRAL		1- 0		0- 0		1- 1	
14- 7	0- 0	0- 0		CONFERENCE		0- 2		1- 1		13- 4	
6- 3	0- 0	0- 0		HOME		0- 1		0- 1		6- 1	
5- 4	0- 0	0- 0		AWAY		0- 1		1- 0		4- 3	
3- 0	0- 0	0- 0		NEUTRAL		0- 0		0- 0		3- 0	
RPI S	Opponent	Score		RPI S	Opponent	Score		RPI S	Opponent	Score	
2 A	Texas	0	3	28 N	Utah	1	3	55 A	Western Ky.	0	3
				37 A	Tulsa	1	3	55 H	Western Ky.	0	3
				44 N	Arkansas	3	0	88 H	SMU	3	1
				49 A	UTSA	3	2	94 H	Baylor	3	1
								98 N	Northwestern St.	3	1
				LAST 10 GAMES							
2 A	Texas	0	3	124 A	UALR	3	2	260 A	Georgia St.	3	0
159 N	Texas-Arlington	3	0	206 A	La.-Lafayette	3	0	288 A	La.-Monroe	3	0
170 N	Arkansas St.	3	0	288 A	La.-Monroe	3	0	288 H	La.-Monroe	3	0
206 N	La.-Lafayette	3	1	260 H	Georgia St.	3	1	310 N	Prairie View	3	0
170 A	Arkansas St.	2	3	55 H	Western Ky.	0	3	317 H	Quinnipiac	3	0

Non-Div. I Games:

Texas St.





Average RPI Win:		164	WON-LOST RECORD		WINNING PCT. RANK		LAST 10 GAMES		STRENGTH OF SCHEDULE		OPP. STRENGTH OF SCHEDULE		TEAM RPI		ADJ RPI		CONF. RPI		ADJ CONF. RPI		
DIV. I ONLY			17- 15		.53125	153	4- 6		88		94		106		.53308		102	10		10	
DIV. I NON-CONF.			6- 6		.5	166	0- 0		54		55		89		.55536		81	9		9	
TOTALS		RPI 1-25		RPI 26-50		W-L RECORDS		RPI 51-100		RPI 101-150		RPI 150+									
17- 15		0- 3		0- 4		OVERALL		4- 3		6- 4		7- 1									
9- 7		0- 1		0- 2		HOME		3- 0		2- 4		4- 0									
7- 5		0- 1		0- 0		AWAY		0- 3		4- 0		3- 1									
1- 3		0- 1		0- 2		NEUTRAL		1- 0		0- 0		0- 0									
6- 6		0- 1		0- 4		NON-CONFERENCE		1- 0		3- 1		2- 0									
3- 3		0- 0		0- 2		HOME		0- 0		2- 1		1- 0									
2- 0		0- 0		0- 0		AWAY		0- 0		1- 0		1- 0									
1- 3		0- 1		0- 2		NEUTRAL		1- 0		0- 0		0- 0									
11- 9		0- 2		0- 0		CONFERENCE		3- 3		3- 3		5- 1									
6- 4		0- 1		0- 0		HOME		3- 0		0- 3		3- 0									
5- 5		0- 1		0- 0		AWAY		0- 3		3- 0		2- 1									
0- 0		0- 0		0- 0		NEUTRAL		0- 0		0- 0		0- 0									
RPI	S	Opponent		Score		RPI	S	Opponent		Score		RPI	S	Opponent		Score					
23	A	Colorado St.		0	3	30	N	American		2	3	60	N	Xavier		3	0				
23	H	Colorado St.		0	3	31	H	Oregon		0	3	68	A	New Mexico		2	3				
25	N	BYU		0	3	32	H	Cal St. Northridge		2	3	68	H	New Mexico		3	2				
						38	N	Wichita St.		1	3	81	A	Utah St.		0	3				
												81	H	Utah St.		3	1				
												89	A	San Diego St.		1	3				
												89	H	San Diego St.		3	0				
														110		A	UC Irvine	3	1		
														127		H	Santa Clara	2	3		
														131		A	UNLV	3	0		
														131		H	UNLV	1	3		
														133		H	Bakersfield	3	0		
														137		A	Wyoming	3	0		
														137		H	Wyoming	1	3		
														146		A	Boise St.	3	1		
														146		H	Boise St.	2	3		
														148		H	Rice	3	2		
														176		H	Belmont	3	2		
														218		A	Air Force	0	3		
														218		H	Air Force	3	1		
														238		A	San Jose St.	3	2		
														238		H	San Jose St.	3	0		
														268		A	Portland	3	0		
														273		A	Nevada	3	0		
														273		H	Nevada	3	0		
LAST 10 GAMES																					
218 A Air Force						0	3	146 A Boise St.						3	1						
68 A New Mexico						2	3	89 H San Diego St.						3	0						
23 H Colorado St.						0	3	131 H UNLV						1	3						
137 H Wyoming						1	3	238 A San Jose St.						3	2						
81 A Utah St.						0	3	273 A Nevada						3	0						

Non-Div. I Games:

Fresno St.

Average RPI Win:	203	WON-LOST	WINNING	LAST 10	STRENGTH OF	OPP. STRENGTH	TEAM	ADJ	CONF.	ADJ CONF.	
Average RPI Loss:	135	RECORD	PCT. RANK	GAMES	SCHEDULE	OF SCHEDULE	RPI	RPI	RPI	RPI	
DIV. I ONLY	25- 8	.75758	33	6- 4	229	198	92	.53125	103	17	17
DIV. I NON-CONF.	14- 3	.82353	31	1- 0	227	204	85	.54619	95	17	17
<hr/>											
TOTALS	RPI 1-25	RPI 26-50		W-L RECORDS		RPI 51-100		RPI 101-150		RPI 150+	
25- 8	0- 0	0- 1		OVERALL		3- 2		5- 2		17- 3	
9- 2	0- 0	0- 0		HOME		1- 1		3- 0		5- 1	
10- 4	0- 0	0- 0		AWAY		2- 1		2- 2		6- 1	
6- 2	0- 0	0- 1		NEUTRAL		0- 0		0- 0		6- 1	
<hr/>											
14- 3	0- 0	0- 1		NON-CONFERENCE		2- 0		4- 1		8- 1	
4- 0	0- 0	0- 0		HOME		1- 0		2- 0		1- 0	
5- 1	0- 0	0- 0		AWAY		1- 0		2- 1		2- 0	
5- 2	0- 0	0- 1		NEUTRAL		0- 0		0- 0		5- 1	
<hr/>											
11- 5	0- 0	0- 0		CONFERENCE		1- 2		1- 1		9- 2	
5- 2	0- 0	0- 0		HOME		0- 1		1- 0		4- 1	
5- 3	0- 0	0- 0		AWAY		1- 1		0- 1		4- 1	
1- 0	0- 0	0- 0		NEUTRAL		0- 0		0- 0		1- 0	
<hr/>											
RPI S	Opponent	Score	RPI S	Opponent	Score	RPI S	Opponent	Score	RPI S	Opponent	Score
			43 N	Ohio St.	0 3	77 A	Milwaukee	1 3	107 A	UCF	3 2
						77 A	Milwaukee	3 1	109 A	IUPUI	3 2
						77 H	Milwaukee	0 3	119 H	Iowa	3 1
						91 A	Illinois St.	3 1	132 H	Eastern Mich.	3 2
						99 H	Army	3 1	142 A	Buffalo	1 3
									147 A	Green Bay	2 3
									147 H	Green Bay	3 2
									173 A	Cleveland St.	3 2
									173 H	Cleveland St.	3 0
									178 A	Oakland	2 3
									178 H	Oakland	3 1
									188 H	Rhode Island	3 0
									193 A	Youngstown St.	3 0
									193 H	Youngstown St.	2 3
									193 N	Youngstown St.	3 0
									225 N	Memphis	0 3
									241 A	Evansville	3 1
									253 N	SIU Edwardsville	3 1
									254 N	North Florida	3 0
									266 A	Ill.-Chicago	3 1
									266 H	Ill.-Chicago	3 0
									275 N	Alabama St.	3 0
									296 A	Wright St.	3 1
									296 H	Wright St.	3 0
									313 N	UMES	3 0
									318 A	Chicago St.	3 0
									319 N	Ark.-Pine Bluff	3 0
			LAST 10 GAMES								
			77 A	Milwaukee	1 3	173 H	Cleveland St.	3 0	296 A	Wright St.	3 1
			193 N	Youngstown St.	3 0	147 A	Green Bay	2 3	296 H	Wright St.	3 0
			178 A	Oakland	2 3	77 A	Milwaukee	3 1	313 N	UMES	3 0
			296 A	Wright St.	3 1	318 A	Chicago St.	3 0	318 A	Chicago St.	3 0
			193 H	Youngstown St.	2 3	266 H	Ill.-Chicago	3 0	319 N	Ark.-Pine Bluff	3 0

Non-Div. I Games:

Valparaiso

Average RPI Win:		172	WON-LOST RECORD		WINNING PCT. RANK		LAST 10 GAMES		STRENGTH OF SCHEDULE		OPP. STRENGTH OF SCHEDULE		TEAM RPI		ADJ RPI		CONF. RPI		ADJ CONF. RPI					
DIV. I ONLY			16- 16		.5		169		2- 8		65		78		104		.53095		104		6		6	
DIV. I NON-CONF.			11- 1		.91667		11		0- 0		174		214		49		.58892		60		6		6	
TOTALS		RPI 1-25		RPI 26-50				W-L RECORDS				RPI 51-100				RPI 101-150				RPI 150+				
16- 16		0- 6		0- 0				OVERALL				3- 5				1- 3				12- 2				
6- 7		0- 3		0- 0				HOME				3- 2				0- 1				3- 1				
4- 9		0- 3		0- 0				AWAY				0- 3				1- 2				3- 1				
6- 0		0- 0		0- 0				NEUTRAL				0- 0				0- 0				6- 0				
11- 1		0- 0		0- 0				NON-CONFERENCE				1- 0				0- 0				10- 1				
3- 0		0- 0		0- 0				HOME				1- 0				0- 0				2- 0				
2- 1		0- 0		0- 0				AWAY				0- 0				0- 0				2- 1				
6- 0		0- 0		0- 0				NEUTRAL				0- 0				0- 0				6- 0				
5- 15		0- 6		0- 0				CONFERENCE				2- 5				1- 3				2- 1				
3- 7		0- 3		0- 0				HOME				2- 2				0- 1				1- 1				
2- 8		0- 3		0- 0				AWAY				0- 3				1- 2				1- 0				
0- 0		0- 0		0- 0				NEUTRAL				0- 0				0- 0				0- 0				
RPI	S	Opponent		Score		RPI	S	Opponent		Score		RPI	S	Opponent		Score		RPI	S	Opponent		Score		
14	A	Duke		0 <span>3</span>								53	A	Miami (FL)		0 <span>3</span>		111	A	Notre Dame		3 2		
14	H	Duke		0 <span>3</span>								53	H	Miami (FL)		3 1		120	A	Clemson		2 <span>3</span>		
17	A	Florida St.		0 <span>3</span>								57	A	North Carolina St.		0 <span>3</span>		120	H	Clemson		2 <span>3</span>		
17	H	Florida St.		1 <span>3</span>								57	H	North Carolina St.		3 2		134	A	Maryland		0 <span>3</span>		
24	A	North Carolina		0 <span>3</span>								66	H	Virginia Tech		1 <span>3</span>		151	A	James Madison		3 0		
24	H	North Carolina		0 <span>3</span>								72	H	Virginia		0 <span>3</span>		156	A	UMKC		3 1		
												76	H	East Tenn. St.		3 1		162	A	Georgia Tech		3 0		
												82	A	Pittsburgh		2 <span>3</span>		166	H	UNC Greensboro		3 0		
																		167	H	Syracuse		1 <span>3</span>		
																		173	N	Cleveland St.		3 0		
																		186	N	Eastern Ill.		3 0		
																		191	A	Cal St. Fullerton		2 <span>3</span>		
																		219	N	William & Mary		3 1		
																		231	H	Boston College		3 1		
																		232	H	East Carolina		3 0		
																		234	N	Campbell		3 1		
																		269	N	Presbyterian		3 1		
																		277	N	Gardner-Webb		3 0		
LAST 10 GAMES																								
						57	H	North Carolina St.		3 2		14	H	Duke		0 <span>3</span>								
						24	H	North Carolina		0 <span>3</span>		134	A	Maryland		0 <span>3</span>								
						53	A	Miami (FL)		0 <span>3</span>		82	A	Pittsburgh		2 <span>3</span>								
						17	A	Florida St.		0 <span>3</span>		167	H	Syracuse		1 <span>3</span>								
						120	H	Clemson		2 <span>3</span>		231	H	Boston College		3 1								

Non-Div. I Games:

Wake Forest

Average RPI Win:	178	WON-LOST	WINNING	LAST 10	STRENGTH OF	OPP. STRENGTH	TEAM	ADJ	CONF.	ADJ CONF.	
Average RPI Loss:	121	RECORD	PCT. RANK	GAMES	SCHEDULE	OF SCHEDULE	RPI	RPI	RPI	RPI	
DIV. I ONLY	20- 13	.60606	98	8- 2	104	139	90	.53016	105	12	13
DIV. I NON-CONF.	5- 7	.41667	212	0- 0	129	160	174	.48162	176	11	12
<hr/>											
TOTALS	RPI 1-25	RPI 26-50		W-L RECORDS	RPI 51-100		RPI 101-150		RPI 150+		
20- 13	0- 0	1- 2		OVERALL	5- 5		0- 2		14- 4		
9- 3	0- 0	1- 0		HOME	2- 2		0- 0		6- 1		
6- 7	0- 0	0- 2		AWAY	2- 2		0- 2		4- 1		
5- 3	0- 0	0- 0		NEUTRAL	1- 1		0- 0		4- 2		
<hr/>											
5- 7	0- 0	0- 0		NON-CONFERENCE	0- 3		0- 2		5- 2		
2- 1	0- 0	0- 0		HOME	0- 1		0- 0		2- 0		
0- 3	0- 0	0- 0		AWAY	0- 1		0- 2		0- 0		
3- 3	0- 0	0- 0		NEUTRAL	0- 1		0- 0		3- 2		
<hr/>											
15- 6	0- 0	1- 2		CONFERENCE	5- 2		0- 0		9- 2		
7- 2	0- 0	1- 0		HOME	2- 1		0- 0		4- 1		
6- 4	0- 0	0- 2		AWAY	2- 1		0- 0		4- 1		
2- 0	0- 0	0- 0		NEUTRAL	1- 0		0- 0		1- 0		
<hr/>											
RPI S	Opponent	Score	RPI S	Opponent	Score	RPI S	Opponent	Score	RPI S	Opponent	Score
			38 A	Wichita St.	0 3	58 A	Kansas St.	0 3	125 A	Marshall	0 3
			38 A	Wichita St.	0 3	61 A	UNI	3 1	144 A	IPFW	0 3
			38 H	Wichita St.	3 2	61 H	UNI	3 1	168 N	Southeast Mo. St.	2 3
						61 N	UNI	3 1	172 A	Loyola Chicago	3 1
						70 A	Missouri St.	3 2	172 H	Loyola Chicago	3 1
						70 H	Missouri St.	1 3	184 N	Eastern Ky.	3 1
						87 H	Middle Tenn.	2 3	198 H	Saint Louis	3 0
						90 N	Duquesne	0 3	204 N	UConn	3 2
						91 A	Illinois St.	0 3	210 N	Siena	3 0
						91 H	Illinois St.	3 1	215 N	Kent St.	0 3
									223 A	Bradley	0 3
									223 H	Bradley	2 3
									223 N	Bradley	3 1
									236 H	Murray St.	3 1
									241 A	Evansville	3 1
									241 H	Evansville	3 0
									244 A	Indiana St.	3 0
									244 H	Indiana St.	3 2
									303 A	Drake	3 0
									303 H	Drake	3 0
<hr/>											
LAST 10 GAMES											
			38 A	Wichita St.	0 3	241 H	Evansville	3 0			
			61 N	UNI	3 1	303 A	Drake	3 0			
			223 N	Bradley	3 1	61 A	UNI	3 1			
			244 H	Indiana St.	3 2	38 H	Wichita St.	3 2			
			91 H	Illinois St.	3 1	70 H	Missouri St.	1 3			

Non-Div. I Games:

Southern Ill.

T  
o  
l  
e  
d  
o

Toledo					Through Games Of Through Matches of Dec. 21, 2013 (										
Average RPI Win: 166		WON-LOST RECORD	WINNING PCT. RANK	LAST 10 GAMES		STRENGTH OF SCHEDULE	OPP. STRENGTH OF SCHEDULE	TEAM RPI	ADJ RPI	CONF. RPI	ADJ CONF. RPI				
Average RPI Loss: 112															
DIV. I ONLY		19- 12	.6129	91	8- 2	119	120	98	.52973	106	9	9			
DIV. I NON-CONF.		7- 7	.5	166	0- 0	183	168	169	.4822	173	10	10			
<hr/>															
TOTALS		RPI 1-25		RPI 26-50		W-L RECORDS		RPI 51-100		RPI 101-150		RPI 150+			
19- 12	0- 0	0- 2		OVERALL		6- 3		3- 5		10- 2					
10- 2	0- 0	0- 0		HOME		4- 1		1- 0		5- 1					
6- 6	0- 0	0- 2		AWAY		2- 1		1- 2		3- 1					
3- 4	0- 0	0- 0		NEUTRAL		0- 1		1- 3		2- 0					
<hr/>															
7- 7	0- 0	0- 1		NON-CONFERENCE		0- 2		1- 3		6- 1					
2- 2	0- 0	0- 0		HOME		0- 1		0- 0		2- 1					
2- 2	0- 0	0- 1		AWAY		0- 0		0- 1		2- 0					
3- 3	0- 0	0- 0		NEUTRAL		0- 1		1- 2		2- 0					
<hr/>															
12- 5	0- 0	0- 1		CONFERENCE		6- 1		2- 2		4- 1					
8- 0	0- 0	0- 0		HOME		4- 0		1- 0		3- 0					
4- 4	0- 0	0- 1		AWAY		2- 1		1- 1		1- 1					
0- 1	0- 0	0- 0		NEUTRAL		0- 0		0- 1		0- 0					
<hr/>															
RPI S	Opponent	Score		RPI S	Opponent	Score		RPI S	Opponent	Score					
				39 A	Ohio	1	3	54 N	Tulane	1	3	132 A	Eastern Mich.	1	3
				42 A	Butler	0	3	64 A	Ball St.	3	2	132 H	Eastern Mich.	3	1
								64 H	Ball St.	3	1	132 N	Eastern Mich.	2	3
								74 H	West Virginia	0	3	138 N	Oregon St.	0	3
								75 A	Northern Ill.	0	3	142 A	Buffalo	3	2
								75 H	Northern Ill.	3	2	144 A	IPFW	0	3
								85 H	Bowling Green	3	1	147 N	Green Bay	3	0
								95 A	Western Mich.	3	2	149 N	UC Davis	0	3
								95 H	Western Mich.	3	2	169 H	Marist	1	3
												172 H	Loyola Chicago	3	2
												177 H	Miami (OH)	3	1
												186 H	Eastern Ill.	3	2
												193 A	Youngstown St.	3	2
												200 A	Central Mich.	0	3
												200 H	Central Mich.	3	2
												215 A	Kent St.	3	1
												259 H	Akron	3	0
												268 A	Portland	3	2
												291 N	UT Martin	3	1
												301 N	Saint Francis (PA)	3	0
<hr/>															
				LAST 10 GAMES											
				132 N	Eastern Mich.	2	3	200 H	Central Mich.	3	2				
				75 A	Northern Ill.	0	3	132 H	Eastern Mich.	3	1				
				95 A	Western Mich.	3	2	85 H	Bowling Green	3	1				
				142 A	Buffalo	3	2	177 H	Miami (OH)	3	1				
				64 A	Ball St.	3	2	215 A	Kent St.	3	1				

T  
o  
l  
e  
d  
o

Non-Div. I Games:

Toledo

[illegible]

**Non-Div. I Games:**

UCF





RPI	S	Opponent	Score	
305	A	Citadel	3	0
307	H	Mercer	3	0

Samford

S  
a  
m  
f  
o  
r  
d

S  
a  
m  
f  
o  
r  
d



Average RPI Win:	164	WON-LOST	WINNING	LAST 10	STRENGTH OF	OPP. STRENGTH	TEAM	ADJ	CONF.	ADJ CONF.	
Average RPI Loss:	75	RECORD	PCT. RANK	GAMES	SCHEDULE	OF SCHEDULE	RPI	RPI	RPI	RPI	
DIV. I ONLY	14- 16	.46667	194	4- 6	53	84	109	.52615	110	8	8
DIV. I NON-CONF.	9- 5	.64286	95	0- 0	26	92	45	.60065	46	8	8
<hr/>											
TOTALS	RPI 1-25	RPI 26-50		W-L RECORDS		RPI 51-100		RPI 101-150		RPI 150+	
14- 16	0- 4	1- 3		OVERALL		1- 4		5- 2		7- 3	
5- 6	0- 1	1- 1		HOME		1- 2		1- 1		2- 1	
4- 9	0- 3	0- 1		AWAY		0- 2		1- 1		3- 2	
5- 1	0- 0	0- 1		NEUTRAL		0- 0		3- 0		2- 0	
9- 5	0- 2	1- 1		NON-CONFERENCE		1- 0		4- 1		3- 1	
2- 1	0- 0	1- 0		HOME		1- 0		0- 1		0- 0	
2- 3	0- 2	0- 0		AWAY		0- 0		1- 0		1- 1	
5- 1	0- 0	0- 1		NEUTRAL		0- 0		3- 0		2- 0	
5- 11	0- 2	0- 2		CONFERENCE		0- 4		1- 1		4- 2	
3- 5	0- 1	0- 1		HOME		0- 2		1- 0		2- 1	
2- 6	0- 1	0- 1		AWAY		0- 2		0- 1		2- 1	
0- 0	0- 0	0- 0		NEUTRAL		0- 0		0- 0		0- 0	
RPI S	Opponent	Score	RPI S	Opponent	Score	RPI S	Opponent	Score	RPI S	Opponent	Score
7 A	Southern California	0 3	28 N	Utah	1 3	60 H	Xavier	3 2	101 N	Idaho St.	3 1
20 A	Hawaii	0 3	30 H	American	3 1	62 A	UC Santa Barbara	0 3	102 H	Fresno St.	1 3
20 H	Hawaii	1 3	32 A	Cal St. Northridge	1 3	62 H	UC Santa Barbara	1 3	126 N	A&M-Corpus Christi	3 1
25 A	BYU	0 3	32 H	Cal St. Northridge	1 3	80 A	Long Beach St.	0 3	141 A	Denver	3 2
						80 H	Long Beach St.	0 3	144 N	IPFW	3 0
									149 A	UC Davis	2 3
									149 H	UC Davis	3 2
									164 A	Cal Poly	0 3
									164 H	Cal Poly	2 3
									165 A	Utah Valley	3 1
									173 A	Cleveland St.	2 3
									191 A	Cal St. Fullerton	3 2
									191 H	Cal St. Fullerton	3 0
									201 N	High Point	3 0
									218 N	Air Force	3 2
									287 A	UC Riverside	3 0
									287 H	UC Riverside	3 1
LAST 10 GAMES											
						62 H	UC Santa Barbara	1 3	149 H	UC Davis	3 2
						164 H	Cal Poly	2 3	32 H	Cal St. Northridge	1 3
						80 H	Long Beach St.	0 3	20 A	Hawaii	0 3
						191 A	Cal St. Fullerton	3 2	80 A	Long Beach St.	0 3
						287 A	UC Riverside	3 0	191 H	Cal St. Fullerton	3 0

Non-Div. I Games:

UC Irvine

Average RPI Win:	138	WON-LOST RECORD	WINNING PCT. RANK	LAST 10 GAMES	STRENGTH OF SCHEDULE	OPP. STRENGTH OF SCHEDULE	TEAM RPI	ADJ RPI	CONF. RPI	ADJ CONF. RPI		
DIV. I ONLY		13- 18	.41935	217	5- 5	51	48	112	.52609	111	6	6
DIV. I NON-CONF.		6- 4	.6	116	0- 0	94	24	78	.56017	78	6	6
<hr/>												
TOTALS	RPI 1-25	RPI 26-50		W-L RECORDS		RPI 51-100		RPI 101-150		RPI 150+		
13- 18	0- 7	0- 1		OVERALL		5- 6		2- 2		6- 2		
9- 6	0- 3	0- 0		HOME		5- 1		1- 1		3- 1		
2- 10	0- 3	0- 0		AWAY		0- 5		0- 1		2- 1		
2- 2	0- 1	0- 1		NEUTRAL		0- 0		1- 0		1- 0		
<hr/>												
6- 4	0- 2	0- 1		NON-CONFERENCE		2- 1		1- 0		3- 0		
4- 1	0- 1	0- 0		HOME		2- 0		0- 0		2- 0		
0- 2	0- 1	0- 0		AWAY		0- 1		0- 0		0- 0		
2- 1	0- 0	0- 1		NEUTRAL		0- 0		1- 0		1- 0		
<hr/>												
7- 14	0- 5	0- 0		CONFERENCE		3- 5		1- 2		3- 2		
5- 5	0- 2	0- 0		HOME		3- 1		1- 1		1- 1		
2- 8	0- 2	0- 0		AWAY		0- 4		0- 1		2- 1		
0- 1	0- 1	0- 0		NEUTRAL		0- 0		0- 0		0- 0		
<hr/>												
RPI S	Opponent	Score		RPI S	Opponent	Score		RPI S	Opponent	Score		
12 A	Kansas	1	3	36 N	Georgia	1	3	53 A	Miami (FL)	0	3	
14 H	Duke	1	3					53 H	Miami (FL)	3	1	
17 A	Florida St.	0	3					57 A	North Carolina St.	1	3	
17 H	Florida St.	0	3					65 H	Auburn	3	2	
21 H	Purdue	2	3					66 A	Virginia Tech	1	3	
24 A	North Carolina	0	3					66 H	Virginia Tech	3	1	
24 N	North Carolina	0	3					72 A	Virginia	1	3	
								72 H	Virginia	0	3	
								82 H	Pittsburgh	3	2	
								85 H	Bowling Green	3	1	
								87 A	Middle Tenn.	1	3	

**Non-Div. I Games:**

Notre Dame

Average RPI Win: 216		WON-LOST RECORD		WINNING PCT. RANK		LAST 10 GAMES		STRENGTH OF SCHEDULE		OPP. STRENGTH OF SCHEDULE		TEAM RPI		ADJ RPI		CONF. RPI		ADJ CONF. RPI	
DIV. I ONLY		22- 11		.66667 58		7- 3		195		204		110		.52428 112		25		25	
DIV. I NON-CONF.		5- 7		.41667 212		0- 0		96		138		150		.49953 146		20		18	
TOTALS		RPI 1-25		RPI 26-50		W-L RECORDS		RPI 51-100		RPI 101-150		RPI 150+							
22- 11		0- 0		0- 2		OVERALL		2- 3		2- 3		18- 3							
11- 3		0- 0		0- 2		HOME		1- 0		1- 0		9- 1							
9- 4		0- 0		0- 0		AWAY		1- 2		1- 1		7- 1							
2- 4		0- 0		0- 0		NEUTRAL		0- 1		0- 2		2- 1							
5- 7		0- 0		0- 2		NON-CONFERENCE		1- 2		0- 2		4- 1							
2- 2		0- 0		0- 2		HOME		0- 0		0- 0		2- 0							
1- 2		0- 0		0- 0		AWAY		1- 1		0- 1		0- 0							
2- 3		0- 0		0- 0		NEUTRAL		0- 1		0- 1		2- 1							
17- 4		0- 0		0- 0		CONFERENCE		1- 1		2- 1		14- 2							
9- 1		0- 0		0- 0		HOME		1- 0		1- 0		7- 1							
8- 2		0- 0		0- 0		AWAY		0- 1		1- 0		7- 1							
0- 1		0- 0		0- 0		NEUTRAL		0- 0		0- 1		0- 0							
RPI S	Opponent	Score		RPI S	Opponent	Score		RPI S	Opponent	Score		RPI S	Opponent	Score					
				27 H	Iowa St.	0	3	54 A	Tulane	3	1	101 A	Idaho St.	3	2				
				29 H	Texas A&M	1	3	66 N	Virginia Tech	0	3	101 H	Idaho St.	3	1				
								83 A	Portland St.	2	3	101 N	Idaho St.	1	3				
								83 H	Portland St.	3	2	118 N	UAB	0	3				
								87 A	Middle Tenn.	2	3	130 A	South Dakota	1	3				
												180 A	Northern Ariz.	0	3				
												180 H	Northern Ariz.	3	0				
												181 A	Northern Colo.	3	2				
												181 H	Northern Colo.	1	3				
												195 A	Montana	3	0				
												195 H	Montana	3	0				
												207 N	Austin Peay	2	3				
												212 N	Florida A&M	3	2				
												224 H	North Dakota St.	3	0				
												229 A	Sacramento St.	3	1				
												229 H	Sacramento St.	3	0				
												230 A	Eastern Wash.	3	0				
												230 H	Eastern Wash.	3	0				
												255 N	Texas Southern	3	0				
												276 H	South Dakota St.	3	0				
												286 A	Montana St.	3	1				
												286 H	Montana St.	3	0				
												299 A	Southern Utah	3	0				
												299 H	Southern Utah	3	0				
												304 A	Weber St.	3	1				
												304 H	Weber St.	3	0				
LAST 10 GAMES																			
				101 N	Idaho St.	1	3	229 H	Sacramento St.	3	0								
				299 H	Southern Utah	3	0	181 H	Northern Colo.	1	3								
				180 H	Northern Ariz.	3	0	304 A	Weber St.	3	1								
				230 A	Eastern Wash.	3	0	101 A	Idaho St.	3	2								
				83 A	Portland St.	2	3	286 H	Montana St.	3	0								

Non-Div. I Games:

North Dakota

Average RPI Win:		201	WON-LOST RECORD		WINNING PCT. RANK		LAST 10 GAMES		STRENGTH OF SCHEDULE		OPP. STRENGTH OF SCHEDULE		TEAM RPI		ADJ RPI		CONF. RPI		ADJ CONF. RPI				
Average RPI Loss:		80																					
DIV. I ONLY			16- 13		.55172 134		7- 3		123		119		113		.5229 113		21		21				
DIV. I NON-CONF.			7- 6		.53846 156		1- 0		30		34		63		.58433 63		18		19				
TOTALS		RPI 1-25		RPI 26-50		W-L RECORDS		RPI 51-100		RPI 101-150		RPI 150+											
16- 13		0- 2		1- 2		OVERALL		4- 6		1- 1		10- 2											
10- 4		0- 0		1- 0		HOME		3- 3		1- 0		5- 1											
3- 6		0- 1		0- 1		AWAY		0- 2		0- 1		3- 1											
3- 3		0- 1		0- 1		NEUTRAL		1- 1		0- 0		2- 0											
7- 6		0- 2		1- 2		NON-CONFERENCE		4- 2		0- 0		2- 0											
5- 2		0- 0		1- 0		HOME		3- 2		0- 0		1- 0											
0- 2		0- 1		0- 1		AWAY		0- 0		0- 0		0- 0											
2- 2		0- 1		0- 1		NEUTRAL		1- 0		0- 0		1- 0											
9- 7		0- 0		0- 0		CONFERENCE		0- 4		1- 1		8- 2											
5- 2		0- 0		0- 0		HOME		0- 1		1- 0		4- 1											
3- 4		0- 0		0- 0		AWAY		0- 2		0- 1		3- 1											
1- 1		0- 0		0- 0		NEUTRAL		0- 1		0- 0		1- 0											
RPI	S	Opponent		Score		RPI	S	Opponent		Score		RPI	S	Opponent		Score							
8	A	Nebraska		0	3	27	N	Iowa St.		0	3	52	A	VCU		1	3	150	A	George Washington		1	3
24	N	North Carolina		0	3	37	H	Tulsa		3	1	52	H	VCU		2	3	150	H	George Washington		3	1
						39	A	Ohio		0	3	55	H	Western Ky.		1	3	188	A	Rhode Island		2	3
												56	N	St. Mary's (CA)		3	2	188	H	Rhode Island		3	0
												70	H	Missouri St.		1	3	198	H	Saint Louis		2	3
												78	H	Northeastern		3	1	198	N	Saint Louis		3	1
												85	H	Bowling Green		3	1	267	A	George Mason		3	0
												90	A	Duquesne		1	3	267	H	George Mason		3	0
												90	N	Duquesne		1	3	270	N	Cincinnati		3	0
												95	H	Western Mich.		3	1	289	A	Fordham		3	0
																		289	H	Fordham		3	1
																		296	H	Wright St.		3	0
																		323	A	La Salle		3	0
																		323	H	La Salle		3	0

Non-Div. I Games:

Dayton

Average RPI Win:	191	WON-LOST	WINNING	LAST 10	STRENGTH OF	OPP. STRENGTH	TEAM	ADJ	CONF.	ADJ CONF.	
Average RPI Loss:	50	RECORD	PCT. RANK	GAMES	SCHEDULE	OF SCHEDULE	RPI	RPI	RPI	RPI	
DIV. I ONLY	14- 17	.45161	201	3- 7	78	61	118	.52061	114	4	4
DIV. I NON-CONF.	10- 3	.76923	46	0- 0	177	242	84	.55135	88	3	4
<hr/>											
TOTALS	RPI 1-25	RPI 26-50		W-L RECORDS		RPI 51-100		RPI 101-150		RPI 150+	
14- 17	0- 4	1- 7		OVERALL		0- 4		2- 2		11- 0	
7- 8	0- 2	1- 3		HOME		0- 2		0- 1		6- 0	
3- 8	0- 2	0- 4		AWAY		0- 2		2- 0		1- 0	
4- 1	0- 0	0- 0		NEUTRAL		0- 0		0- 1		4- 0	
10- 3	0- 0	0- 0		NON-CONFERENCE		0- 2		1- 1		9- 0	
5- 1	0- 0	0- 0		HOME		0- 1		0- 0		5- 0	
1- 1	0- 0	0- 0		AWAY		0- 1		1- 0		0- 0	
4- 1	0- 0	0- 0		NEUTRAL		0- 0		0- 1		4- 0	
4- 14	0- 4	1- 7		CONFERENCE		0- 2		1- 1		2- 0	
2- 7	0- 2	1- 3		HOME		0- 1		0- 1		1- 0	
2- 7	0- 2	0- 4		AWAY		0- 1		1- 0		1- 0	
0- 0	0- 0	0- 0		NEUTRAL		0- 0		0- 0		0- 0	
<hr/>											
RPI S	Opponent	Score	RPI S	Opponent	Score	RPI S	Opponent	Score	RPI S	Opponent	Score
4 H	Florida	0 3	29 H	Texas A&M	1 3	65 A	Auburn	1 3	129 H	South Carolina	1 3
5 A	Missouri	0 3	34 A	LSU	1 3	65 H	Auburn	1 3	134 N	Maryland	2 3
13 A	Kentucky	0 3	34 H	LSU	3 2	73 H	Ga. Southern	1 3	136 A	Mississippi St.	3 1
13 H	Kentucky	0 3	36 A	Georgia	2 3	92 A	TCU	2 3	150 A	George Washington	3 1
			36 H	Georgia	2 3				170 H	Arkansas St.	3 1
			41 A	Alabama	0 3				179 H	Southern Miss.	3 0
			44 A	Arkansas	0 3				182 N	Stephen F. Austin	3 0
			44 H	Arkansas	0 3				184 A	Tennessee	3 1
									184 H	Tennessee	3 1
									196 N	Houston	3 0
									206 H	La.-Lafayette	3 1
									211 H	Kennesaw St.	3 0
									228 N	UMBC	3 1
									290 H	Chattanooga	3 0
									330 N	Grambling	3 0
<hr/>											
LAST 10 GAMES											
34 H	LSU	3 2	29 H	Texas A&M	1 3	184 A	Tennessee	3 1			
65 A	Auburn	1 3	136 A	Mississippi St.	3 1	44 A	Arkansas	0 3			
41 A	Alabama	0 3	5 A	Missouri	0 3						
13 H	Kentucky	0 3									
36 H	Georgia	2 3									

Non-Div. I Games:

Ole Miss

[illegible]

**Non-Div. I Games:**





















Pacific



Average RPI Win:	157	WON-LOST	WINNING	LAST 10	STRENGTH OF	OPP. STRENGTH	TEAM	ADJ	CONF.	ADJ CONF.	
Average RPI Loss:	66	RECORD	PCT. RANK	GAMES	SCHEDULE	OF SCHEDULE	RPI	RPI	RPI	RPI	
DIV. I ONLY	14- 14	.5	169	5- 5	111	70	116	.51974	116	7	7
DIV. I NON-CONF.	6- 4	.6	116	1- 0	89	89	83	.55503	82	5	5
<hr/>											
TOTALS	RPI 1-25	RPI 26-50		W-L RECORDS		RPI 51-100		RPI 101-150		RPI 150+	
14- 14	0- 4	0- 3		OVERALL		3- 3		5- 3		6- 1	
11- 4	0- 2	0- 1		HOME		3- 1		4- 0		4- 0	
2- 9	0- 2	0- 1		AWAY		0- 2		1- 3		1- 1	
1- 1	0- 0	0- 1		NEUTRAL		0- 0		0- 0		1- 0	
<hr/>											
6- 4	0- 0	0- 3		NON-CONFERENCE		1- 1		2- 0		3- 0	
4- 2	0- 0	0- 1		HOME		1- 1		1- 0		2- 0	
1- 1	0- 0	0- 1		AWAY		0- 0		1- 0		0- 0	
1- 1	0- 0	0- 1		NEUTRAL		0- 0		0- 0		1- 0	
<hr/>											
8- 10	0- 4	0- 0		CONFERENCE		2- 2		3- 3		3- 1	
7- 2	0- 2	0- 0		HOME		2- 0		3- 0		2- 0	
1- 8	0- 2	0- 0		AWAY		0- 2		0- 3		1- 1	
0- 0	0- 0	0- 0		NEUTRAL		0- 0		0- 0		0- 0	
<hr/>											
RPI S	Opponent	Score	RPI S	Opponent	Score	RPI S	Opponent	Score	RPI S	Opponent	Score
15 A	San Diego	2 <div>3</div>	29 N	Texas A&M	1 <div>3</div>	56 A	St. Mary's (CA)	2 <div>3</div>	115 A	Pacific	1 <div>3</div>
15 H	San Diego	1 <div>3</div>	48 H	UCLA	1 <div>3</div>	56 H	St. Mary's (CA)	3 0	115 H	Pacific	3 0
25 A	BYU	0 <div>3</div>	49 A	UTSA	1 <div>3</div>	63 H	Col. of Charleston	3 0	117 A	San Francisco	0 <div>3</div>
25 H	BYU	2 <div>3</div>				71 A	Pepperdine	2 <div>3</div>	117 H	San Francisco	3 0
						71 H	Pepperdine	3 0	121 H	North Texas	3 0
						80 H	Long Beach St.	0 <div>3</div>	127 A	Santa Clara	1 <div>3</div>
									127 H	Santa Clara	3 2
									133 A	Bakersfield	3 1
									152 A	Gonzaga	2 <div>3</div>
									152 H	Gonzaga	3 0
									216 H	Seattle	3 0
									239 H	Albany (NY)	3 0
									249 N	Lamar	3 0
									268 A	Portland	3 0
									268 H	Portland	3 1
<hr/>											
			LAST 10 GAMES								
			117 A San Francisco 0 <div>3</div>			115 H Pacific 3 0					
			127 A Santa Clara 1 <div>3</div>			15 H San Diego 1 <div>3</div>					
			71 A Pepperdine 2 <div>3</div>			25 A BYU 0 <div>3</div>					
			133 A Bakersfield 3 1			152 H Gonzaga 3 0					
			56 H St. Mary's (CA) 3 0			268 H Portland 3 1					

Non-Div. I Games:

Loyola Marymount

Average RPI Win:		136	WON-LOST	WINNING	LAST 10	STRENGTH OF		OPP. STRENGTH	TEAM	ADJ	CONF.	ADJ CONF.
Average RPI Loss:		74	RECORD	PCT. RANK	GAMES	SCHEDULE		OF SCHEDULE	RPI	RPI	RPI	RPI
DIV. I ONLY		13- 15		.46429	198	5- 5		85	65	115	.51716	117
DIV. I NON-CONF.		4- 6		.4	218	0- 0		61	60	122	.52351	121
TOTALS		RPI 1-25		RPI 26-50		W-L RECORDS		RPI 51-100		RPI 101-150		RPI 150+
13- 15		0- 5		0- 0		OVERALL		5- 5		4- 3		4- 2
7- 5		0- 2		0- 0		HOME		2- 2		3- 0		2- 1
3- 8		0- 2		0- 0		AWAY		1- 3		1- 2		1- 1
3- 2		0- 1		0- 0		NEUTRAL		2- 0		0- 1		1- 0
4- 6		0- 1		0- 0		NON-CONFERENCE		2- 4		0- 1		2- 0
1- 2		0- 0		0- 0		HOME		0- 2		0- 0		1- 0
0- 2		0- 0		0- 0		AWAY		0- 2		0- 0		0- 0
3- 2		0- 1		0- 0		NEUTRAL		2- 0		0- 1		1- 0
9- 9		0- 4		0- 0		CONFERENCE		3- 1		4- 2		2- 2
6- 3		0- 2		0- 0		HOME		2- 0		3- 0		1- 1
3- 6		0- 2		0- 0		AWAY		1- 1		1- 2		1- 1
0- 0		0- 0		0- 0		NEUTRAL		0- 0		0- 0		0- 0
RPI S	Opponent	Score	RPI S	Opponent	Score	RPI S	Opponent	Score	RPI S	Opponent	Score	
15 A	San Diego	0 				53 H	Miami (FL)	0 	111 N	Notre Dame	2 	
15 H	San Diego	2 				56 A	St. Mary's (CA)	0 	115 A	Pacific	1 	
24 N	North Carolina	1 				56 H	St. Mary's (CA)	3 1	115 H	Pacific	3 2	
25 A	BYU	0 				71 A	Pepperdine	3 2	116 A	Loyola Marymount	0 	
25 H	BYU	0 				71 H	Pepperdine	3 0	116 H	Loyola Marymount	3 0	
						78 N	Northeastern	3 1	127 A	Santa Clara	3 2	
						80 H	Long Beach St.	2 	127 H	Santa Clara	3 1	
						87 A	Middle Tenn.	2 	152 A	Gonzaga	2 	
						88 N	SMU	3 2	152 H	Gonzaga	2 	
						89 A	San Diego St.	0 	163 N	Harvard	3 1	
									218 H	Air Force	3 0	
									268 A	Portland	3 1	
									268 H	Portland	3 0	
LAST 10 GAMES						25 H	BYU	0 				
	116 H	Loyola Marymount	3	0		152 A	Gonzaga	2 				
	71 H	Pepperdine	3	0		268 A	Portland	3 1				
	56 A	St. Mary's (CA)	0			127 H	Santa Clara	3 1				
	115 A	Pacific	1			115 H	Pacific	3 2				
	15 H	San Diego	2									

Non-Div. I Games:

San Francisco

[illegible]

**Non-Div. I Games:**

UAB



Average RPI Win:	158	WON-LOST RECORD	WINNING PCT. RANK	LAST 10 GAMES	STRENGTH OF SCHEDULE	OPP. STRENGTH OF SCHEDULE	TEAM RPI	ADJ RPI	CONF. RPI	ADJ CONF. RPI		
DIV. I ONLY		15- 16	.48387	182	4- 6	97	68	114	.51335	120	6	6
DIV. I NON-CONF.		6- 5	.54545	153	0- 0	144	132	128	.51226	129	6	6
<hr/>												
TOTALS	RPI 1-25	RPI 26-50		W-L RECORDS		RPI 51-100		RPI 101-150		RPI 150+		
15- 16	0- 4	0- 2		OVERALL		1- 6		7- 0		7- 4		
10- 6	0- 2	0- 1		HOME		1- 2		4- 0		5- 1		
3- 9	0- 2	0- 0		AWAY		0- 4		2- 0		1- 3		
2- 1	0- 0	0- 1		NEUTRAL		0- 0		1- 0		1- 0		
<hr/>												
6- 5	0- 0	0- 2		NON-CONFERENCE		0- 1		3- 0		3- 2		
4- 2	0- 0	0- 1		HOME		0- 0		2- 0		2- 1		
0- 2	0- 0	0- 0		AWAY		0- 1		0- 0		0- 1		
2- 1	0- 0	0- 1		NEUTRAL		0- 0		1- 0		1- 0		
<hr/>												
9- 11	0- 4	0- 0		CONFERENCE		1- 5		4- 0		4- 2		
6- 4	0- 2	0- 0		HOME		1- 2		2- 0		3- 0		
3- 7	0- 2	0- 0		AWAY		0- 3		2- 0		1- 2		
0- 0	0- 0	0- 0		NEUTRAL		0- 0		0- 0		0- 0		
<hr/>												
RPI S	Opponent	Score	RPI S	Opponent	Score	RPI S	Opponent	Score	RPI S	Opponent	Score	
14 H	Duke	1 <div>3</div>	33 N	Michigan	0 <div>3</div>	53 A	Miami (FL)	1 <div>3</div>	104 A	Wake Forest	3 2	
17 A	Florida St.	0 <div>3</div>	41 H	Alabama	2 <div>3</div>	53 H	Miami (FL)	1 <div>3</div>	104 H	Wake Forest	3 2	
17 H	Florida St.	2 <div>3</div>				57 A	North Carolina St.	0 <div>3</div>	107 N	UCF	3 2	
24 A	North Carolina	1 <div>3</div>				60 A	Xavier	0 <div>3</div>	111 H	Notre Dame	3 0	
						66 H	Virginia Tech	3 2	123 H	Furman	3 1	
						72 H	Virginia	2 <div>3</div>	129 H	South Carolina	3 2	
						82 A	Pittsburgh	0 <div>3</div>	134 A	Maryland	3 1	
									162 A	Georgia Tech	1 <div>3</div>	
									162 H	Georgia Tech	3 0	
									167 A	Syracuse	1 <div>3</div>	
									167 H	Syracuse	3 1	
									213 H	Delaware	1 <div>3</div>	
									217 H	Troy	3 1	
									231 A	Boston College	3 0	
									231 H	Boston College	3 0	
									233 N	Northern Ky.	3 1	
									246 H	Winthrop	3 1	
									260 A	Georgia St.	1 <div>3</div>	
<hr/>												
			LAST 10 GAMES									
			53 A Miami (FL)			1 <div>3</div>	162 A Georgia Tech			1 <div>3</div>		
			17 A Florida St.			0 <div>3</div>	24 A North Carolina			1 <div>3</div>		
			231 H Boston College			3 0	57 A North Carolina St.			0 <div>3</div>		
			167 H Syracuse			3 1	72 H Virginia			2 <div>3</div>		
			104 A Wake Forest			3 2	66 H Virginia Tech			3 2		

Non-Div. I Games:

Clemson

Average RPI Win: 182		WON-LOST	WINNING	LAST 10	STRENGTH OF		OPP. STRENGTH	TEAM	ADJ	CONF.	ADJ CONF.
Average RPI Loss: 101		RECORD	PCT. RANK	GAMES	SCHEDULE		OF SCHEDULE	RPI	RPI	RPI	RPI
DIV. I ONLY		17- 15	.53125	153	5- 5		129	108	122	.51249	121
DIV. I NON-CONF.		8- 8	.5	166	0- 0		150	111	142	.50842	136
TOTALS		RPI 1-25	RPI 26-50		W-L RECORDS		RPI 51-100		RPI 101-150		RPI 150+
17- 15	0- 0	0- 5		OVERALL		4- 2		1- 6		12- 2	
11- 2	0- 0	0- 1		HOME		4- 0		0- 1		7- 0	
3- 8	0- 0	0- 2		AWAY		0- 1		1- 3		2- 2	
3- 5	0- 0	0- 2		NEUTRAL		0- 1		0- 2		3- 0	
8- 8	0- 0	0- 3		NON-CONFERENCE		2- 2		0- 3		6- 0	
5- 1	0- 0	0- 1		HOME		2- 0		0- 0		3- 0	
1- 3	0- 0	0- 0		AWAY		0- 1		0- 2		1- 0	
2- 4	0- 0	0- 2		NEUTRAL		0- 1		0- 1		2- 0	
9- 7	0- 0	0- 2		CONFERENCE		2- 0		1- 3		6- 2	
6- 1	0- 0	0- 0		HOME		2- 0		0- 1		4- 0	
2- 5	0- 0	0- 2		AWAY		0- 0		1- 1		1- 2	
1- 1	0- 0	0- 0		NEUTRAL		0- 0		0- 1		1- 0	
RPI S	Opponent	Score	RPI S	Opponent	Score	RPI S	Opponent	Score	RPI S	Opponent	Score
			28 H	Utah	1 3	54 H	Tulane	3 1	116 A	Loyola Marymount	0 3
			34 N	LSU	2 3	87 H	Middle Tenn.	3 1	118 A	UAB	0 3
			37 A	Tulsa	1 3	92 A	TCU	0 3	125 H	Marshall	1 3
			48 N	UCLA	0 3	94 N	Baylor	0 3	125 N	Marshall	2 3
			49 A	UTSA	0 3	98 H	Northwestern St.	3 0	139 N	Idaho	2 3
						100 H	Texas St.	3 1	146 A	Boise St.	1 3
									148 A	Rice	3 1
									157 H	UTEP	3 0
									159 H	Texas-Arlington	3 1
									175 A	FIU	0 3
									179 A	Southern Miss.	3 2
									182 H	Stephen F. Austin	3 0
									189 A	Fla. Atlantic	2 3
									189 N	Fla. Atlantic	3 1
									196 A	Houston	3 0
									229 N	Sacramento St.	3 0
									232 H	East Carolina	3 0
									239 N	Albany (NY)	3 0
									251 H	Charlotte	3 0
									279 H	Louisiana Tech	3 0
									310 H	Prairie View	3 0
			LAST 10 GAMES								
			125 N	Marshall	2 3	54 H	Tulane	3 1			
			189 N	Fla. Atlantic	3 1	279 H	Louisiana Tech	3 0			
			175 A	FIU	0 3	148 A	Rice	3 1			
			189 A	Fla. Atlantic	2 3	49 A	UTSA	0 3			
			157 H	UTEP	3 0	118 A	UAB	0 3			

Non-Div. I Games:

North Texas

Average RPI Win:	205	WON-LOST RECORD	WINNING PCT. RANK	LAST 10 GAMES	STRENGTH OF SCHEDULE	OPP. STRENGTH OF SCHEDULE	TEAM RPI	ADJ RPI	CONF. RPI	ADJ CONF. RPI					
DIV. I ONLY		9- 22	.29032	274	0- 10	35	28	139	.51241	122	1	1			
DIV. I NON-CONF.		8- 3	.72727	62	0- 0	116	232	76	.56257	77	1	1			
<hr/>															
TOTALS	RPI 1-25	RPI 26-50		W-L RECORDS		RPI 51-100		RPI 101-150		RPI 150+					
9- 22	1- 14	0- 3		OVERALL		0- 3		2- 2		6- 0					
6- 10	0- 6	0- 2		HOME		0- 1		2- 1		4- 0					
1- 12	1- 8	0- 1		AWAY		0- 2		0- 1		0- 0					
2- 0	0- 0	0- 0		NEUTRAL		0- 0		0- 0		2- 0					
8- 3	0- 2	0- 0		NON-CONFERENCE		0- 1		2- 0		6- 0					
6- 0	0- 0	0- 0		HOME		0- 0		2- 0		4- 0					
0- 3	0- 2	0- 0		AWAY		0- 1		0- 0		0- 0					
2- 0	0- 0	0- 0		NEUTRAL		0- 0		0- 0		2- 0					
1- 19	1- 12	0- 3		CONFERENCE		0- 2		0- 2		0- 0					
0- 10	0- 6	0- 2		HOME		0- 1		0- 1		0- 0					
1- 9	1- 6	0- 1		AWAY		0- 1		0- 1		0- 0					
0- 0	0- 0	0- 0		NEUTRAL		0- 0		0- 0		0- 0					
RPI	S	Opponent	Score	RPI	S	Opponent	Score	RPI	S	Opponent	Score				
1	A	Penn St.	0 3	33	H	Michigan	1 3	59	A	Northwestern	2 3	118	H	UAB	3 0
1	H	Penn St.	0 3	43	A	Ohio St.	0 3	59	H	Northwestern	2 3	119	A	Iowa	2 3
8	A	Nebraska	0 3	43	H	Ohio St.	2 3	63	A	Col. of Charleston	1 3	119	H	Iowa	2 3
8	H	Nebraska	0 3									137	H	Wyoming	3 1
9	A	Wisconsin	1 3									197	N	Coastal Caro.	3 0
9	H	Wisconsin	1 3									215	H	Kent St.	3 1
10	A	Minnesota	0 3									252	H	Tennessee St.	3 1
10	H	Minnesota	0 3									285	H	Rutgers	3 0
14	A	Duke	0 3									300	H	Robert Morris	3 0
16	A	Illinois	0 3									322	N	South Carolina St.	3 0
16	H	Illinois	0 3												
21	A	Purdue	0 3												
21	H	Purdue	0 3												
22	A	Michigan St.	3 2												
24	A	North Carolina	1 3												
<hr/>															
LAST 10 GAMES															
				33	H	Michigan	1 3	16	A	Illinois	0 3				
				21	H	Purdue	0 3	1	A	Penn St.	0 3				
				8	H	Nebraska	0 3	43	A	Ohio St.	0 3				
				119	H	Iowa	2 3	10	H	Minnesota	0 3				
				59	A	Northwestern	2 3	9	H	Wisconsin	1 3				

Non-Div. I Games:

Indiana

Average RPI Win:	214	WON-LOST	WINNING	LAST 10	STRENGTH OF	OPP. STRENGTH	TEAM	ADJ	CONF.	ADJ CONF.	
Average RPI Loss:	133	RECORD	PCT. RANK	GAMES	SCHEDULE	OF SCHEDULE	RPI	RPI	RPI	RPI	
DIV. I ONLY	17- 12	.58621	115	6- 4	143	207	119	.51137	123	18	18
DIV. I NON-CONF.	4- 7	.36364	237	0- 0	179	155	214	.45284	212	24	26
<hr/>											
TOTALS	RPI 1-25	RPI 26-50		W-L RECORDS		RPI 51-100		RPI 101-150		RPI 150+	
17- 12	0- 0	0- 1		OVERALL		2- 3		2- 3		13- 5	
10- 1	0- 0	0- 0		HOME		1- 0		1- 1		8- 0	
4- 8	0- 0	0- 1		AWAY		1- 1		0- 2		3- 4	
3- 3	0- 0	0- 0		NEUTRAL		0- 2		1- 0		2- 1	
4- 7	0- 0	0- 1		NON-CONFERENCE		0- 3		1- 1		3- 2	
1- 0	0- 0	0- 0		HOME		0- 0		0- 0		1- 0	
0- 4	0- 0	0- 1		AWAY		0- 1		0- 1		0- 1	
3- 3	0- 0	0- 0		NEUTRAL		0- 2		1- 0		2- 1	
13- 5	0- 0	0- 0		CONFERENCE		2- 0		1- 2		10- 3	
9- 1	0- 0	0- 0		HOME		1- 0		1- 1		7- 0	
4- 4	0- 0	0- 0		AWAY		1- 0		0- 1		3- 3	
0- 0	0- 0	0- 0		NEUTRAL		0- 0		0- 0		0- 0	
RPI S	Opponent	Score	RPI S	Opponent	Score	RPI S	Opponent	Score	RPI S	Opponent	Score
			36 A	Georgia	0 3	69 N	Lipscomb	0 3	108 A	Samford	1 3
						73 A	Ga. Southern	3 2	108 H	Samford	3 1
						73 H	Ga. Southern	3 1	108 H	Samford	0 3
						76 A	East Tenn. St.	0 3	120 A	Clemson	1 3
						92 N	TCU	0 3	129 N	South Carolina	3 1
									153 A	Appalachian St.	0 3
									166 A	UNC Greensboro	1 3
									166 H	UNC Greensboro	3 0
									194 H	Davidson	3 0
									208 A	Western Caro.	3 1
									213 A	Delaware	2 3
									214 A	Elon	2 3
									214 H	Elon	3 1
									246 N	Winthrop	2 3
									258 A	Wofford	3 2
									258 H	Wofford	3 2
									258 H	Wofford	3 0
									261 N	Sacred Heart	3 1
									269 H	Presbyterian	3 0
									285 N	Rutgers	3 1
									290 A	Chattanooga	3 2
									290 H	Chattanooga	3 1
									305 H	Citadel	3 0
			LAST 10 GAMES								
			108 H	Samford	0 3	166 H	UNC Greensboro	3 0			
			258 H	Wofford	3 2	305 H	Citadel	3 0			
			290 A	Chattanooga	3 2	73 H	Ga. Southern	3 1			
			108 A	Samford	1 3	166 A	UNC Greensboro	1 3			
			214 H	Elon	3 1	214 A	Elon	2 3			

Non-Div. I Games:

Furman



Average RPI Win:		201	WON-LOST		WINNING		LAST 10		STRENGTH OF		OPP. STRENGTH		TEAM	ADJ		CONF.	ADJ CONF.							
Average RPI Loss:		129	RECORD		PCT. RANK		GAMES		SCHEDULE		OF SCHEDULE		RPI	RPI		RPI	RPI							
DIV. I ONLY			20- 11		.64516		73		5- 5		235		128		121		.51091		124		16		15	
DIV. I NON-CONF.			8- 4		.66667		81		0- 0		265		116		139		.50948		135		15		15	
TOTALS		RPI 1-25		RPI 26-50				W-L RECORDS				RPI 51-100				RPI 101-150				RPI 150+				
20- 11		0- 0		0- 1				OVERALL				3- 3				2- 2				15- 5				
5- 4		0- 0		0- 0				HOME				0- 2				0- 0				5- 2				
11- 3		0- 0		0- 0				AWAY				2- 1				2- 1				7- 1				
4- 4		0- 0		0- 1				NEUTRAL				1- 0				0- 1				3- 2				
8- 4		0- 0		0- 1				NON-CONFERENCE				2- 0				2- 2				4- 1				
0- 0		0- 0		0- 0				HOME				0- 0				0- 0				0- 0				
4- 1		0- 0		0- 0				AWAY				1- 0				2- 1				1- 0				
4- 3		0- 0		0- 1				NEUTRAL				1- 0				0- 1				3- 1				
12- 7		0- 0		0- 0				CONFERENCE				1- 3				0- 0				11- 4				
5- 4		0- 0		0- 0				HOME				0- 2				0- 0				5- 2				
7- 2		0- 0		0- 0				AWAY				1- 1				0- 0				6- 1				
0- 1		0- 0		0- 0				NEUTRAL				0- 0				0- 0				0- 1				
RPI	S	Opponent		Score		RPI	S	Opponent		Score		RPI	S	Opponent		Score		RPI	S	Opponent		Score		
						34	N	LSU		0 3		55	A	Western Ky.		0 3		126	N	A&M-Corpus Christi		2 3		
												55	H	Western Ky.		0 3		136	A	Mississippi St.		3 1		
												75	N	Northern Ill.		3 0		136	A	Mississippi St.		0 3		
												93	A	New Mexico St.		3 1		148	A	Rice		3 2		
												100	A	Texas St.		3 2		159	A	Texas-Arlington		3 1		
												100	H	Texas St.		2 3		159	H	Texas-Arlington		1 3		
																		168	N	Southeast Mo. St.		2 3		
																		170	A	Arkansas St.		3 2		
																		170	H	Arkansas St.		3 1		
																		170	N	Arkansas St.		2 3		
																		192	A	South Ala.		3 1		
																		192	H	South Ala.		3 1		
																		206	A	La.-Lafayette		1 3		
																		206	H	La.-Lafayette		1 3		
																		207	N	Austin Peay		3 1		
																		217	A	Troy		3 2		
																		217	H	Troy		3 0		
																		225	A	Memphis		3 0		
																		260	A	Georgia St.		3 1		
																		260	H	Georgia St.		3 2		
																		288	A	La.-Monroe		3 0		
																		288	H	La.-Monroe		3 0		
																		299	N	Southern Utah		3 2		
																		323	N	La Salle		3 0		
LAST 10 GAMES																								
						170	N	Arkansas St.		2 3		192	H	South Ala.		3 1		299	N	Southern Utah		3 2		
						206	A	La.-Lafayette		1 3		288	H	La.-Monroe		3 0		323	N	La Salle		3 0		
						100	H	Texas St.		2 3		170	A	Arkansas St.		3 2								
						55	A	Western Ky.		0 3		159	H	Texas-Arlington		1 3								
						260	A	Georgia St.		3 1		217	H	Troy		3 0								

Non-Div. I Games:

UALR

Average RPI Win: 175		WON-LOST RECORD	WINNING PCT. RANK		LAST 10 GAMES		STRENGTH OF SCHEDULE		OPP. STRENGTH OF SCHEDULE		TEAM RPI	ADJ RPI	CONF. RPI	ADJ CONF. RPI			
Average RPI Loss: 108																	
DIV. I ONLY		16- 16	.5	169	5- 5		94		122		120	.51049	125	11	11		
DIV. I NON-CONF.		7- 9	.4375	202	1- 0		126		139		155	.49192	158	12	11		
TOTALS		RPI 1-25		RPI 26-50		W-L RECORDS		RPI 51-100		RPI 101-150		RPI 150+					
16- 16		0- 0		0- 5		OVERALL		2- 4		5- 2		9- 5					
7- 4		0- 0		0- 1		HOME		1- 2		1- 0		5- 1					
5- 8		0- 0		0- 2		AWAY		1- 2		2- 1		2- 3					
4- 4		0- 0		0- 2		NEUTRAL		0- 0		2- 1		2- 1					
7- 9		0- 0		0- 2		NON-CONFERENCE		1- 3		2- 1		4- 3					
3- 1		0- 0		0- 0		HOME		0- 1		1- 0		2- 0					
1- 5		0- 0		0- 1		AWAY		1- 2		0- 0		0- 2					
3- 3		0- 0		0- 1		NEUTRAL		0- 0		1- 1		2- 1					
9- 7		0- 0		0- 3		CONFERENCE		1- 1		3- 1		5- 2					
4- 3		0- 0		0- 1		HOME		1- 1		0- 0		3- 1					
4- 3		0- 0		0- 1		AWAY		0- 0		2- 1		2- 1					
1- 1		0- 0		0- 1		NEUTRAL		0- 0		1- 0		0- 0					
RPI	S	Opponent		Score		RPI	S	Opponent		Score		RPI	S	Opponent		Score	
						33	A	Michigan		0	3	54	H	Tulane		0	3
						37	A	Tulsa		1	3	72	A	Virginia		0	3
						39	N	Ohio		1	3	74	A	West Virginia		3	1
						49	H	UTSA		1	3	76	H	East Tenn. St.		2	3
						49	N	UTSA		0	3	87	H	Middle Tenn.		3	2
												97	A	Morehead St.		0	3
												105	H	Southern Ill.		3	0
												118	A	UAB		3	0
												121	A	North Texas		3	1
												121	N	North Texas		3	2
												134	N	Maryland		3	2
												141	N	Denver		0	3
												148	A	Rice		1	3
												151	N	James Madison		2	3
												157	H	UTEP		2	3
												175	A	FIU		3	0
												179	A	Southern Miss.		1	3
												184	A	Eastern Ky.		1	3
												184	H	Eastern Ky.		3	1
												189	A	Fla. Atlantic		3	2
												195	N	Montana		3	1
												215	H	Kent St.		3	2
												232	H	East Carolina		3	0
												251	H	Charlotte		3	1
												266	A	Ill.-Chicago		2	3
												279	H	Louisiana Tech		3	0
												318	N	Chicago St.		3	1
LAST 10 GAMES																	
						49	N	UTSA		0	3	49	H	UTSA		1	3
						121	N	North Texas		3	2	157	H	UTEP		2	3
						87	H	Middle Tenn.		3	2	74	A	West Virginia		3	1
						37	A	Tulsa		1	3	251	H	Charlotte		3	1
						179	A	Southern Miss.		1	3	118	A	UAB		3	0

Non-Div. I Games:

Marshall

Average RPI Win: 239		WON-LOST	WINNING	LAST 10	STRENGTH OF		OPP. STRENGTH	TEAM	ADJ	CONF.	ADJ CONF.
Average RPI Loss: 99		RECORD	PCT. RANK	GAMES	SCHEDULE		OF SCHEDULE	RPI	RPI	RPI	RPI
DIV. I ONLY		18- 12	.6	103	6- 4		196	210	137	.51016	126
DIV. I NON-CONF.		6- 6	.5	166	1- 0		194	156	179	.48671	166
TOTALS		RPI 1-25	RPI 26-50		W-L RECORDS		RPI 51-100		RPI 101-150		RPI 150+
18- 12	0- 0	0- 5		OVERALL		0- 2		1- 3		17- 2	
8- 4	0- 0	0- 2		HOME		0- 1		0- 0		8- 1	
7- 5	0- 0	0- 1		AWAY		0- 1		0- 2		7- 1	
3- 3	0- 0	0- 2		NEUTRAL		0- 0		1- 1		2- 0	
6- 6	0- 0	0- 3		NON-CONFERENCE		0- 0		1- 3		5- 0	
2- 1	0- 0	0- 1		HOME		0- 0		0- 0		2- 0	
1- 2	0- 0	0- 0		AWAY		0- 0		0- 2		1- 0	
3- 3	0- 0	0- 2		NEUTRAL		0- 0		1- 1		2- 0	
12- 6	0- 0	0- 2		CONFERENCE		0- 2		0- 0		12- 2	
6- 3	0- 0	0- 1		HOME		0- 1		0- 0		6- 1	
6- 3	0- 0	0- 1		AWAY		0- 1		0- 0		6- 1	
0- 0	0- 0	0- 0		NEUTRAL		0- 0		0- 0		0- 0	
RPI S	Opponent	Score	RPI S	Opponent	Score	RPI S	Opponent	Score	RPI S	Opponent	Score
			34 N	LSU	0 3	96 A	Oral Roberts	2 3	110 N	UC Irvine	1 3
			46 A	Central Ark.	1 3	98 H	Northwestern St.	0 3	124 N	UALR	3 2
			46 H	Central Ark.	1 3				141 A	Denver	1 3
			49 H	UTSA	1 3				148 A	Rice	0 3
			49 N	UTSA	0 3				159 A	Texas-Arlington	3 0
									160 A	Sam Houston St.	0 3
									160 H	Sam Houston St.	3 1
									160 H	Sam Houston St.	3 0
									182 H	Stephen F. Austin	3 1
									205 A	Houston Baptist	3 0
									205 H	Houston Baptist	0 3
									218 N	Air Force	3 1
									249 A	Lamar	3 2
									249 H	Lamar	3 0
									264 A	Southeastern La.	3 1
									265 A	McNeese St.	3 0
									265 H	McNeese St.	3 0
									278 H	Tex.-Pan American	3 0
									294 A	Nicholls St.	3 0
									294 H	Nicholls St.	3 0
									298 A	New Orleans	3 1
									310 H	Prairie View	3 0
									321 N	Mississippi Val.	3 1
LAST 10 GAMES											
			46 H	Central Ark.	1 3	265 H	McNeese St.	3 0			
			160 H	Sam Houston St.	3 1	294 H	Nicholls St.	3 0			
			160 H	Sam Houston St.	3 0	310 H	Prairie View	3 0			
			249 H	Lamar	3 0	46 A	Central Ark.	1 3			
			205 H	Houston Baptist	0 3	96 A	Oral Roberts	2 3			

Non-Div. I Games: Incarnate Word 3 1 Abilene Christian 3 1

A&amp;M-Corpus Christi

Average RPI Win:		130	WON-LOST RECORD		WINNING PCT. RANK		LAST 10 GAMES		STRENGTH OF SCHEDULE		OPP. STRENGTH OF SCHEDULE		TEAM RPI		ADJ RPI		CONF. RPI		ADJ CONF. RPI	
DIV. I ONLY			11- 16		.40741 225		4- 6		87		51		143		.50854 127		7		7	
DIV. I NON-CONF.			5- 4		.55556 149		0- 0		49		20		68		.57829 65		5		5	
TOTALS		RPI 1-25		RPI 26-50		W-L RECORDS		RPI 51-100		RPI 101-150		RPI 150+								
11- 16		1- 4		0- 3		OVERALL		3- 3		4- 4		3- 2								
4- 6		1- 1		0- 0		HOME		0- 2		1- 2		2- 1								
4- 8		0- 3		0- 1		AWAY		1- 1		2- 2		1- 1								
3- 2		0- 0		0- 2		NEUTRAL		2- 0		1- 0		0- 0								
5- 4		0- 1		0- 3		NON-CONFERENCE		2- 0		2- 0		1- 0								
1- 0		0- 0		0- 0		HOME		0- 0		0- 0		1- 0								
1- 2		0- 1		0- 1		AWAY		0- 0		1- 0		0- 0								
3- 2		0- 0		0- 2		NEUTRAL		2- 0		1- 0		0- 0								
6- 12		1- 3		0- 0		CONFERENCE		1- 3		2- 4		2- 2								
3- 6		1- 1		0- 0		HOME		0- 2		1- 2		1- 1								
3- 6		0- 2		0- 0		AWAY		1- 1		1- 2		1- 1								
0- 0		0- 0		0- 0		NEUTRAL		0- 0		0- 0		0- 0								
RPI	S	Opponent		Score		RPI	S	Opponent		Score		RPI	S	Opponent		Score				
15	A	San Diego		0 3		32	N	Cal St. Northridge		0 3		56	A	St. Mary's (CA)		0 3				
15	H	San Diego		1 3		35	A	California		0 3		56	H	St. Mary's (CA)		2 3				
20	A	Hawaii		1 3		48	N	UCLA		1 3		58	N	Kansas St.		3 0				
25	A	BYU		1 3								71	A	Pepperdine		3 1				
25	H	BYU		3 1								71	H	Pepperdine		2 3				
												93	N	New Mexico St.		3 1				

Non-Div. I Games:

Santa Clara

Average RPI Win:		208	WON-LOST RECORD		WINNING PCT. RANK		LAST 10 GAMES		STRENGTH OF SCHEDULE		OPP. STRENGTH OF SCHEDULE		TEAM RPI		ADJ RPI		CONF. RPI		ADJ CONF. RPI								
DIV. I ONLY			16- 16		.5 169		3- 7		114		104		126		.50803 128		5 5										
DIV. I NON-CONF.			11- 5		.6875 79		0- 0		211		252		126		.51232 128		7 7										
TOTALS		RPI 1-25		RPI 26-50		W-L RECORDS		RPI 51-100		RPI 101-150		RPI 150+															
16- 16		1- 3		0- 3		OVERALL		1- 5		1- 1		13- 4															
6- 5		0- 2		0- 1		HOME		1- 1		1- 0		4- 1															
4- 9		1- 1		0- 2		AWAY		0- 3		0- 1		3- 2															
6- 2		0- 0		0- 0		NEUTRAL		0- 1		0- 0		6- 1															
11- 5		0- 0		0- 1		NON-CONFERENCE		0- 2		0- 0		11- 2															
3- 0		0- 0		0- 0		HOME		0- 0		0- 0		3- 0															
2- 3		0- 0		0- 1		AWAY		0- 1		0- 0		2- 1															
6- 2		0- 0		0- 0		NEUTRAL		0- 1		0- 0		6- 1															
5- 11		1- 3		0- 2		CONFERENCE		1- 3		1- 1		2- 2															
3- 5		0- 2		0- 1		HOME		1- 1		1- 0		1- 1															
2- 6		1- 1		0- 1		AWAY		0- 2		0- 1		1- 1															
0- 0		0- 0		0- 0		NEUTRAL		0- 0		0- 0		0- 0															
RPI	S	Opponent		Score		RPI	S	Opponent		Score		RPI	S	Opponent		Score											
11	A	Marquette		0	3	42	A	Butler		0	3	60	A	Xavier		1	3	143	A	Villanova		1	3				
11	H	Marquette		0	3	42	H	Butler		2	3	60	H	Xavier		0	3	143	H	Villanova		3	1				
18	A	Creighton		3	2	50	A	Colgate		0	3	70	N	Missouri St.		1	3	158	A	DePaul		2	3				
18	H	Creighton		1	3							78	A	Northeastern		1	3	158	H	DePaul		3	1				
												79	A	Seton Hall		1	3	162	A	Georgia Tech		3	1				
												79	H	Seton Hall		3	2	174	A	Georgetown		3	0				
																		174	H	Georgetown		2	3				
																		199	A	New Hampshire		0	3				
																		202	N	Central Conn. St.		3	1				
																		204	N	UConn		0	3				
																		210	H	Siena		3	0				
																		217	N	Troy		3	0				
																		221	N	Brown		3	0				
																		262	H	Stony Brook		3	0				
																		262	N	Stony Brook		3	2				
																		289	H	Fordham		3	0				
																		295	N	Binghamton		3	1				
																		312	A	Bryant		3	0				
																		329	N	UMass Lowell		3	0				
						LAST 10 GAMES																					
						79 A Seton Hall						1	3	158 A DePaul						2	3						
						11 H Marquette						0	3	18 A Creighton						3	2						
						158 H DePaul						3	1	42 H Butler						2	3						
						18 H Creighton						1	3	60 H Xavier						0	3						
						11 A Marquette						0	3	174 A Georgetown						3	0						

**Non-Div. I Games:**

St. John's (NY)

Average RPI Win:		189	WON-LOST RECORD		WINNING PCT. RANK		LAST 10 GAMES		STRENGTH OF SCHEDULE		OPP. STRENGTH OF SCHEDULE		TEAM RPI		ADJ RPI		CONF. RPI		ADJ CONF. RPI				
DIV. I ONLY			12- 19		.3871	237	1- 9		50		56		127		.50754		129	4		4			
DIV. I NON-CONF.			9- 4		.69231	72	1- 0		154		234		102		.53587		109	3		4			
TOTALS		RPI 1-25		RPI 26-50				W-L RECORDS		RPI 51-100				RPI 101-150				RPI 150+					
12- 19		0- 6		1- 7				OVERALL		1- 1				1- 3				9- 2					
8- 8		0- 2		1- 4				HOME		0- 1				0- 0				7- 1					
2- 9		0- 4		0- 3				AWAY		0- 0				1- 2				1- 0					
2- 2		0- 0		0- 0				NEUTRAL		1- 0				0- 1				1- 1					
9- 4		0- 1		0- 0				NON-CONFERENCE		1- 0				0- 2				8- 1					
7- 0		0- 0		0- 0				HOME		0- 0				0- 0				7- 0					
0- 2		0- 1		0- 0				AWAY		0- 0				0- 1				0- 0					
2- 2		0- 0		0- 0				NEUTRAL		1- 0				0- 1				1- 1					
3- 15		0- 5		1- 7				CONFERENCE		0- 1				1- 1				1- 1					
1- 8		0- 2		1- 4				HOME		0- 1				0- 0				0- 1					
2- 7		0- 3		0- 3				AWAY		0- 0				1- 1				1- 0					
0- 0		0- 0		0- 0				NEUTRAL		0- 0				0- 0				0- 0					
RPI	S	Opponent		Score		RPI	S	Opponent		Score		RPI	S	Opponent		Score		RPI	S	Opponent		Score	
4	A	Florida		0	3	29	A	Texas A&M		0	3	65	H	Auburn		0	3	114	A	Ole Miss		3	1
5	A	Missouri		0	3	29	H	Texas A&M		3	1	81	N	Utah St.		3	1	120	A	Clemson		2	3
5	H	Missouri		0	3	34	H	LSU		0	3							123	N	Furman		1	3
13	A	Kentucky		0	3	36	A	Georgia		0	3							136	A	Mississippi St.		0	3
13	H	Kentucky		0	3	36	H	Georgia		0	3							175	H	FIU		3	0
14	A	Duke		1	3	41	H	Alabama		0	3							184	A	Tennessee		3	1
						44	A	Arkansas		0	3							184	H	Tennessee		0	3
						44	H	Arkansas		2	3							190	N	Liberty		3	0
																		197	H	Coastal Caro.		3	2
																		201	H	High Point		3	0
																		208	H	Western Caro.		3	0
																		246	N	Winthrop		2	3
																		269	H	Presbyterian		3	0
																		300	H	Robert Morris		3	1
																		322	H	South Carolina St.		3	0
LAST 10 GAMES																							
						29	A	Texas A&M		0	3	4	A	Florida		0	3						
						34	H	LSU		0	3	36	A	Georgia		0	3						
						44	A	Arkansas		0	3	13	A	Kentucky		0	3						
						5	H	Missouri		0	3	197	H	Coastal Caro.		3	2						
						41	H	Alabama		0	3	65	H	Auburn		0	3						

Non-Div. I Games:

South Carolina

Average RPI Win:		205	WON-LOST RECORD		WINNING PCT. RANK		LAST 10 GAMES		STRENGTH OF SCHEDULE		OPP. STRENGTH OF SCHEDULE		TEAM RPI		ADJ RPI		CONF. RPI		ADJ CONF. RPI	
DIV. I ONLY			19- 13		.59375 108		3- 7		199		138		129		.50689 130		23		22	
DIV. I NON-CONF.			9- 7		.5625 146		0- 1		80		77		88		.55267 85		16		16	
TOTALS		RPI 1-25		RPI 26-50		W-L RECORDS		RPI 51-100		RPI 101-150		RPI 150+								
19- 13		0- 3		0- 2		OVERALL		0- 2		5- 4		14- 2								
8- 0		0- 0		0- 0		HOME		0- 0		4- 0		4- 0								
3- 9		0- 1		0- 2		AWAY		0- 1		0- 3		3- 2								
8- 4		0- 2		0- 0		NEUTRAL		0- 1		1- 1		7- 0								
9- 7		0- 3		0- 2		NON-CONFERENCE		0- 2		2- 0		7- 0								
1- 0		0- 0		0- 0		HOME		0- 0		1- 0		0- 0								
1- 4		0- 1		0- 2		AWAY		0- 1		0- 0		1- 0								
7- 3		0- 2		0- 0		NEUTRAL		0- 1		1- 0		6- 0								
10- 6		0- 0		0- 0		CONFERENCE		0- 0		3- 4		7- 2								
7- 0		0- 0		0- 0		HOME		0- 0		3- 0		4- 0								
2- 5		0- 0		0- 0		AWAY		0- 0		0- 3		2- 2								
1- 1		0- 0		0- 0		NEUTRAL		0- 0		0- 1		1- 0								
RPI	S	Opponent		Score		RPI	S	Opponent		Score		RPI	S	Opponent		Score				
5	A	Missouri		0	3	27	A	Iowa St.		0	3	67	A	Washington St.		0	3			
18	N	Creighton		0	3	38	A	Wichita St.		0	3	82	N	Pittsburgh		1	3			
20	N	Hawaii		0	3							101	N	Idaho St.		3	1			
												109	A	IUPUI		1	3			
												109	H	IUPUI		3	2			
												112	H	North Dakota		3	1			
												141	A	Denver		0	3			
												141	H	Denver		3	0			
												141	N	Denver		2	3			
												144	A	IPFW		2	3			
												144	H	IPFW		3	0			
												152	N	Gonzaga		3	0			
												170	N	Arkansas St.		3	1			
												195	N	Montana		3	2			
												209	N	Texas Tech		3	1			
												224	A	North Dakota St.		3	1			
												224	H	North Dakota St.		3	1			
												230	N	Eastern Wash.		3	2			
												243	A	Western Ill.		2	3			
												243	H	Western Ill.		3	0			
												243	N	Western Ill.		3	0			
												259	N	Akron		3	0			
												276	A	South Dakota St.		3	1			
												276	H	South Dakota St.		3	1			
												286	A	Montana St.		3	0			
												293	A	Neb. Omaha		2	3			
												293	H	Neb. Omaha		3	0			
						LAST 10 GAMES						27	A	Iowa St.		0	3			
						243 A Western Ill.						2	3	224 H North Dakota St.	3	1				
						141 N Denver						2	3	276 H South Dakota St.	3	1				
						243 N Western Ill.						3	0	144 A IPFW	2	3				
						293 A Neb. Omaha						2	3	109 A IUPUI	1	3				
						141 A Denver						0	3							

Non-Div. I Games:

South Dakota

Average RPI Win: 181		WON-LOST RECORD		WINNING PCT. RANK		LAST 10 GAMES		STRENGTH OF SCHEDULE		OPP. STRENGTH OF SCHEDULE		TEAM RPI		ADJ RPI		CONF. RPI		ADJ CONF. RPI	
Average RPI Loss: 90		16- 14		.53333 145		4- 6		157		96		136		.50668 131		10		10	
DIV. I ONLY		5- 5		.5 166		0- 0		199		87		166		.48929 164		9		9	
DIV. I NON-CONF.																			
TOTALS		RPI 1-25		RPI 26-50		W-L RECORDS		RPI 51-100		RPI 101-150		RPI 150+							
16- 14		0- 2		0- 1		OVERALL		4- 6		3- 3		9- 2							
8- 5		0- 1		0- 0		HOME		2- 2		1- 2		5- 0							
6- 7		0- 1		0- 0		AWAY		1- 3		2- 1		3- 2							
2- 2		0- 0		0- 1		NEUTRAL		1- 1		0- 0		1- 0							
5- 5		0- 0		0- 1		NON-CONFERENCE		1- 3		0- 0		4- 1							
2- 1		0- 0		0- 0		HOME		0- 1		0- 0		2- 0							
1- 2		0- 0		0- 0		AWAY		0- 1		0- 0		1- 1							
2- 2		0- 0		0- 1		NEUTRAL		1- 1		0- 0		1- 0							
11- 9		0- 2		0- 0		CONFERENCE		3- 3		3- 3		5- 1							
6- 4		0- 1		0- 0		HOME		2- 1		1- 2		3- 0							
5- 5		0- 1		0- 0		AWAY		1- 2		2- 1		2- 1							
0- 0		0- 0		0- 0		NEUTRAL		0- 0		0- 0		0- 0							
RPI	S	Opponent		Score	RPI	S	Opponent		Score	RPI	S	Opponent		Score	RPI	S	Opponent		Score
23	A	Colorado St.		0 3	39	N	Ohio		0 3	51	N	Arizona St.		0 3	102	A	Fresno St.		3 1
23	H	Colorado St.		2 3						55	A	Western Ky.		0 3	102	H	Fresno St.		0 3
										58	H	Kansas St.		2 3	137	A	Wyoming		0 3
										68	A	New Mexico		3 1	137	H	Wyoming		3 1
										68	H	New Mexico		1 3	146	A	Boise St.		3 2
										72	N	Virginia		3 1	146	H	Boise St.		2 3
										81	A	Utah St.		1 3	152	A	Gonzaga		0 3
										81	H	Utah St.		3 2	191	H	Cal St. Fullerton		3 0
										89	A	San Diego St.		0 3	216	N	Seattle		3 0
										89	H	San Diego St.		3 1	218	A	Air Force		3 1
															218	H	Air Force		3 1
															238	A	San Jose St.		2 3
															238	H	San Jose St.		3 1
															268	H	Portland		3 0
															273	A	Nevada		3 0
															273	H	Nevada		3 0
															299	A	Southern Utah		3 1
LAST 10 GAMES																			
23	A	Colorado St.		0 3	89	A	San Diego St.		0 3										
137	A	Wyoming		0 3	238	A	San Jose St.		2 3										
146	H	Boise St.		2 3	102	A	Fresno St.		3 1										
81	H	Utah St.		3 2	218	H	Air Force		3 1										
273	A	Nevada		3 0	68	H	New Mexico		1 3										

Non-Div. I Games:

UNLV



Average RPI Win:		188	WON-LOST RECORD		WINNING PCT. RANK		LAST 10 GAMES		STRENGTH OF SCHEDULE		OPP. STRENGTH OF SCHEDULE		TEAM RPI		ADJ RPI		CONF. RPI		ADJ CONF. RPI				
DIV. I ONLY			18- 16		.52941 157		5- 5		125		116		123		.50651 132		9		9				
DIV. I NON-CONF.			10- 5		.66667 81		0- 0		228		170		132		.51053 133		10		10				
TOTALS		RPI 1-25		RPI 26-50		W-L RECORDS		RPI 51-100		RPI 101-150		RPI 150+											
18- 16		0- 1		0- 2		OVERALL		4- 6		4- 4		10- 3											
5- 6		0- 0		0- 1		HOME		0- 3		3- 1		2- 1											
5- 7		0- 1		0- 0		AWAY		1- 3		0- 2		4- 1											
8- 3		0- 0		0- 1		NEUTRAL		3- 0		1- 1		4- 1											
10- 5		0- 1		0- 0		NON-CONFERENCE		2- 0		1- 3		7- 1											
2- 1		0- 0		0- 0		HOME		0- 0		1- 1		1- 0											
2- 2		0- 1		0- 0		AWAY		0- 0		0- 1		2- 0											
6- 2		0- 0		0- 0		NEUTRAL		2- 0		0- 1		4- 1											
8- 11		0- 0		0- 2		CONFERENCE		2- 6		3- 1		3- 2											
3- 5		0- 0		0- 1		HOME		0- 3		2- 0		1- 1											
3- 5		0- 0		0- 0		AWAY		1- 3		0- 1		2- 1											
2- 1		0- 0		0- 1		NEUTRAL		1- 0		1- 0		0- 0											
RPI	S	Opponent		Score		RPI	S	Opponent		Score		RPI	S	Opponent		Score							
22	A	Michigan St.		0 3		39	H	Ohio		1 3		64	A	Ball St.		0 3							
						39	N	Ohio		0 3		64	H	Ball St.		0 3							
												75	A	Northern Ill.		1 3							
												75	H	Northern Ill.		1 3							
												85	A	Bowling Green		3 2							
												90	N	Duquesne		3 1							
												95	A	Western Mich.		1 3							
												95	H	Western Mich.		1 3							
												95	N	Western Mich.		3 0							
												99	N	Army		3 1							
												103	A	Valparaiso		2 3							
												106	A	Toledo		1 3							
												106	H	Toledo		3 1							
												106	N	Toledo		3 2							
												119	N	Iowa		1 3							
												138	H	Oregon St.		2 3							
												142	H	Buffalo		3 1							
												144	H	IPFW		3 0							
												173	N	Cleveland St.		1 3							
												177	A	Miami (OH)		2 3							
												178	H	Oakland		3 0							
												200	A	Central Mich.		3 0							
												200	H	Central Mich.		0 3							
												215	A	Kent St.		3 1							
												221	A	Brown		3 0							
												259	H	Akron		3 0							
												270	N	Cincinnati		3 0							
												280	N	Holy Cross		3 0							
												282	A	Canisius		3 1							
												292	N	Hartford		3 2							
												312	N	Bryant		3 0							
LAST 10 GAMES																							
39 N Ohio						0 3						75 H Northern Ill.						1 3					
95 N Western Mich.						3 0						95 H Western Mich.						1 3					
106 N Toledo						3 2						64 A Ball St.						0 3					
215 A Kent St.						3 1						106 A Toledo						1 3					
200 A Central Mich.						3 0						142 H Buffalo						3 1					

**Non-Div. I Games:**

Eastern Mich.

Average RPI Win: 228		WON-LOST RECORD		WINNING PCT. RANK		LAST 10 GAMES		STRENGTH OF SCHEDULE		OPP. STRENGTH OF SCHEDULE		TEAM RPI		ADJ RPI		CONF. RPI		ADJ CONF. RPI	
DIV. I ONLY		21- 12		.63636 76		7- 3		230		229		141		.50572 133		26		24	
DIV. I NON-CONF.		8- 7		.53333 162		0- 1		198		185		168		.48575 167		25		24	
TOTALS		RPI 1-25		RPI 26-50		W-L RECORDS		RPI 51-100		RPI 101-150		RPI 150+							
21- 12		0- 0		0- 1		OVERALL		1- 3		2- 4		18- 4							
8- 2		0- 0		0- 0		HOME		1- 0		1- 1		6- 1							
6- 8		0- 0		0- 0		AWAY		0- 2		0- 3		6- 3							
7- 2		0- 0		0- 1		NEUTRAL		0- 1		1- 0		6- 0							
8- 7		0- 0		0- 1		NON-CONFERENCE		0- 1		1- 3		7- 2							
1- 1		0- 0		0- 0		HOME		0- 0		0- 1		1- 0							
1- 5		0- 0		0- 0		AWAY		0- 1		0- 2		1- 2							
6- 1		0- 0		0- 1		NEUTRAL		0- 0		1- 0		5- 0							
13- 5		0- 0		0- 0		CONFERENCE		1- 2		1- 1		11- 2							
7- 1		0- 0		0- 0		HOME		1- 0		1- 0		5- 1							
5- 3		0- 0		0- 0		AWAY		0- 1		0- 1		5- 1							
1- 1		0- 0		0- 0		NEUTRAL		0- 1		0- 0		1- 0							
RPI S	Opponent	Score		RPI S	Opponent	Score		RPI S	Opponent	Score		RPI S	Opponent	Score					
				31 N	Oregon	0	3	80 A	Long Beach St.	0	3	102 A	Fresno St.	0	3				
								93 A	New Mexico St.	0	3	116 H	Loyola Marymount	1	3				
								93 H	New Mexico St.	3	2	137 N	Wyoming	3	1				
								93 N	New Mexico St.	0	3	139 A	Idaho	1	3				
												139 H	Idaho	3	1				
												149 A	UC Davis	1	3				
												151 A	James Madison	3	1				
												155 A	Radford	2	3				
												156 A	UMKC	2	3				
												156 H	UMKC	2	3				
												165 A	Utah Valley	3	2				
												165 H	Utah Valley	3	0				
												176 N	Belmont	3	0				
												194 A	Davidson	2	3				
												216 A	Seattle	3	1				
												216 H	Seattle	3	0				
												216 N	Seattle	3	1				
												238 H	San Jose St.	3	1				
												251 N	Charlotte	3	1				
												269 N	Presbyterian	3	0				
												274 A	Grand Canyon	3	0				
												274 H	Grand Canyon	3	0				
												278 A	Tex.-Pan American	3	0				
												278 H	Tex.-Pan American	3	0				
												308 N	Charleston So.	3	0				
												310 N	Prairie View	3	0				
												318 A	Chicago St.	3	0				
LAST 10 GAMES																			
				93 N	New Mexico St.	0	3	116 H	Loyola Marymount	1	3	278 A	Tex.-Pan American	3	0				
				216 N	Seattle	3	1	274 H	Grand Canyon	3	0	278 H	Tex.-Pan American	3	0				
				278 A	Tex.-Pan American	3	0	318 A	Chicago St.	3	0	308 N	Charleston So.	3	0				
				274 A	Grand Canyon	3	0	156 A	UMKC	2	3	310 N	Prairie View	3	0				
				165 A	Utah Valley	3	2	139 H	Idaho	3	1	318 A	Chicago St.	3	0				

Non-Div. I Games:

Bakersfield

Bakersfield

Average RPI Win:		149	WON-LOST RECORD		WINNING PCT. RANK		LAST 10 GAMES		STRENGTH OF SCHEDULE		OPP. STRENGTH OF SCHEDULE		TEAM RPI	ADJ RPI		CONF. RPI	ADJ CONF. RPI
DIV. I ONLY			13- 19		.40625 228		2- 8		58		82		134	.50569 134		6	6
DIV. I NON-CONF.			8- 4		.66667 81		0- 0		83		153		72	.56537 75		6	6
TOTALS		RPI 1-25		RPI 26-50		W-L RECORDS		RPI 51-100		RPI 101-150		RPI 150+					
13- 19		0- 4		0- 2		OVERALL		3- 6		4- 3		6- 4					
11- 5		0- 2		0- 0		HOME		3- 1		2- 1		6- 1					
1- 11		0- 2		0- 1		AWAY		0- 5		1- 1		0- 2					
1- 3		0- 0		0- 1		NEUTRAL		0- 0		1- 1		0- 1					
8- 4		0- 0		0- 2		NON-CONFERENCE		1- 0		3- 1		4- 1					
6- 0		0- 0		0- 0		HOME		1- 0		1- 0		4- 0					
1- 1		0- 0		0- 1		AWAY		0- 0		1- 0		0- 0					
1- 3		0- 0		0- 1		NEUTRAL		0- 0		1- 1		0- 1					
5- 15		0- 4		0- 0		CONFERENCE		2- 6		1- 2		2- 3					
5- 5		0- 2		0- 0		HOME		2- 1		1- 1		2- 1					
0- 10		0- 2		0- 0		AWAY		0- 5		0- 1		0- 2					
0- 0		0- 0		0- 0		NEUTRAL		0- 0		0- 0		0- 0					
RPI	S	Opponent		Score		RPI	S	Opponent		Score		RPI	S	Opponent		Score	
14	H	Duke		0	3	33	A	Michigan		0	3	53	A	Miami (FL)		0	3
17	A	Florida St.		0	3	39	N	Ohio		0	3	57	A	North Carolina St.		1	3
24	A	North Carolina		2	3							66	A	Virginia Tech		1	3
24	H	North Carolina		2	3							66	H	Virginia Tech		2	3
												72	A	Virginia		1	3
												72	H	Virginia		3	1
												82	A	Pittsburgh		2	3
												82	H	Pittsburgh		3	1
												84	H	LIU Brooklyn		3	0
												104	H	Wake Forest		3	0
												111	A	Notre Dame		1	3
												114	N	Ole Miss		3	2
												120	H	Clemson		1	3
												125	N	Marshall		2	3
												143	H	Villanova		3	0
												150	A	George Washington		3	0
												156	H	UMKC		3	2
												162	H	Georgia Tech		3	2
												167	A	Syracuse		1	3
												167	H	Syracuse		0	3
												171	H	Penn		3	1
												199	H	New Hampshire		3	0
												228	N	UMBC		0	3
												231	A	Boston College		0	3
												231	H	Boston College		3	0
												267	H	George Mason		3	0
LAST 10 GAMES																	
72 A Virginia						1	3	231 A Boston College						0	3		
66 A Virginia Tech						1	3	104 H Wake Forest						3	0		
24 H North Carolina						2	3	14 H Duke						0	3		
82 A Pittsburgh						2	3	111 A Notre Dame						1	3		
167 A Syracuse						1	3	82 H Pittsburgh						3	1		

**Non-Div. I Games:**

Maryland



Average RPI Win:	199	WON-LOST	WINNING	LAST 10	STRENGTH OF	OPP. STRENGTH	TEAM	ADJ	CONF.	ADJ CONF.					
Average RPI Loss:	57	RECORD	PCT. RANK	GAMES	SCHEDULE	OF SCHEDULE	RPI	RPI	RPI	RPI					
DIV. I ONLY		12- 20	.375	245	1- 9	77	55	155	.50342	136	4	4			
DIV. I NON-CONF.		9- 5	.64286	95	0- 0	181	218	123	.52271	122	3	4			
<hr/>															
TOTALS	RPI 1-25	RPI 26-50		W-L RECORDS		RPI 51-100		RPI 101-150		RPI 150+					
12- 20	0- 4	0- 10		OVERALL		0- 2		3- 2		9- 2					
8- 9	0- 2	0- 4		HOME		0- 0		2- 2		6- 1					
1- 10	0- 2	0- 5		AWAY		0- 2		0- 0		1- 1					
3- 1	0- 0	0- 1		NEUTRAL		0- 0		1- 0		2- 0					
9- 5	0- 0	0- 1		NON-CONFERENCE		0- 1		2- 1		7- 2					
6- 2	0- 0	0- 0		HOME		0- 0		1- 1		5- 1					
0- 2	0- 0	0- 0		AWAY		0- 1		0- 0		0- 1					
3- 1	0- 0	0- 1		NEUTRAL		0- 0		1- 0		2- 0					
3- 15	0- 4	0- 9		CONFERENCE		0- 1		1- 1		2- 0					
2- 7	0- 2	0- 4		HOME		0- 0		1- 1		1- 0					
1- 8	0- 2	0- 5		AWAY		0- 1		0- 0		1- 0					
0- 0	0- 0	0- 0		NEUTRAL		0- 0		0- 0		0- 0					
RPI	S	Opponent	Score	RPI	S	Opponent	Score	RPI	S	Opponent	Score				
4	H	Florida	0 3	29	A	Texas A&M	0 3	65	A	Auburn	0 3	114	H	Ole Miss	1 3
5	A	Missouri	0 3	29	H	Texas A&M	0 3	94	A	Baylor	1 3	118	N	UAB	3 2
13	A	Kentucky	0 3	34	A	LSU	0 3					124	H	UALR	1 3
13	H	Kentucky	0 3	36	A	Georgia	2 3					124	H	UALR	3 0
				36	H	Georgia	1 3					129	H	South Carolina	3 0
				37	N	Tulsa	2 3					159	N	Texas-Arlington	3 1
				41	A	Alabama	1 3					168	H	Southeast Mo. St.	3 0
				41	H	Alabama	0 3					168	H	Southeast Mo. St.	1 3
				44	A	Arkansas	0 3					170	N	Arkansas St.	3 1
				44	H	Arkansas	0 3					176	A	Belmont	0 3
												184	A	Tennessee	3 1
												184	H	Tennessee	3 0
												258	H	Wofford	3 0
												258	H	Wofford	3 1
												315	H	Niagara	3 0
												315	H	Niagara	3 0
LAST 10 GAMES															
184	A	Tennessee	3 1	13	H	Kentucky	0 3								
41	H	Alabama	0 3	29	H	Texas A&M	0 3								
44	A	Arkansas	0 3	114	H	Ole Miss	1 3								
5	A	Missouri	0 3	65	A	Auburn	0 3								
36	H	Georgia	1 3	41	A	Alabama	1 3								

Non-Div. I Games:

Mississippi St.

[illegible]

Non-Div. I Games:	Black Hills St.	3	0
-------------------	-----------------	---	---

Wyoming

Average RPI Win: 174		WON-LOST	WINNING	LAST 10	STRENGTH OF		OPP. STRENGTH	TEAM	ADJ	CONF.	ADJ CONF.		
Average RPI Loss: 31		RECORD	PCT. RANK	GAMES	SCHEDULE		OF SCHEDULE	RPI	RPI	RPI	RPI		
DIV. I ONLY		9- 22	.29032	274	0- 10		49	15	159	.50227	138	2	2
DIV. I NON-CONF.		9- 2	.81818	32	0- 0		208	105	73	.5679	73	2	2
TOTALS		RPI 1-25	RPI 26-50		W-L RECORDS		RPI 51-100		RPI 101-150		RPI 150+		
9- 22	0- 6	0- 13		OVERALL		1- 3		4- 0		4- 0			
0- 10	0- 2	0- 6		HOME		0- 2		0- 0		0- 0			
4- 12	0- 4	0- 7		AWAY		1- 1		1- 0		2- 0			
5- 0	0- 0	0- 0		NEUTRAL		0- 0		3- 0		2- 0			
9- 2	0- 1	0- 1		NON-CONFERENCE		1- 0		4- 0		4- 0			
0- 0	0- 0	0- 0		HOME		0- 0		0- 0		0- 0			
4- 2	0- 1	0- 1		AWAY		1- 0		1- 0		2- 0			
5- 0	0- 0	0- 0		NEUTRAL		0- 0		3- 0		2- 0			
0- 20	0- 5	0- 12		CONFERENCE		0- 3		0- 0		0- 0			
0- 10	0- 2	0- 6		HOME		0- 2		0- 0		0- 0			
0- 10	0- 3	0- 6		AWAY		0- 1		0- 0		0- 0			
0- 0	0- 0	0- 0		NEUTRAL		0- 0		0- 0		0- 0			
RPI S	Opponent	Score	RPI S	Opponent	Score	RPI S	Opponent	Score	RPI S	Opponent	Score		
3 A	Washington	1 3	26 A	Arizona	1 3	51 A	Arizona St.	0 3	106 N	Toledo	3 0		
6 A	Stanford	0 3	26 H	Arizona	0 3	51 H	Arizona St.	1 3	132 A	Eastern Mich.	3 2		
6 H	Stanford	0 3	28 A	Utah	1 3	67 H	Washington St.	2 3	143 N	Villanova	3 1		
7 A	Southern California	0 3	28 H	Utah	1 3	80 A	Long Beach St.	3 2	149 N	UC Davis	3 2		
7 H	Southern California	0 3	31 A	Oregon	1 3				178 A	Oakland	3 0		
22 A	Michigan St.	0 3	31 H	Oregon	0 3				200 N	Central Mich.	3 0		
			33 A	Michigan	1 3				268 A	Portland	3 0		
			35 A	California	2 3				310 N	Prairie View	3 0		
			35 H	California	1 3								
			47 A	Colorado	0 3								
			47 H	Colorado	0 3								
			48 A	UCLA	0 3								
			48 H	UCLA	2 3								
LAST 10 GAMES													
31 A	Oregon	1 3	35 H	California	1 3								
3 A	Washington	1 3	7 A	Southern California	0 3								
28 A	Utah	1 3	48 A	UCLA	0 3								
47 A	Colorado	0 3	26 H	Arizona	0 3								
6 H	Stanford	0 3	51 H	Arizona St.	1 3								

Non-Div. I Games:

Oregon St.



Average RPI Win: 228		WON-LOST RECORD	WINNING PCT. RANK	LAST 10 GAMES	STRENGTH OF SCHEDULE	OPP. STRENGTH OF SCHEDULE	TEAM RPI	ADJ RPI	CONF. RPI	ADJ CONF. RPI					
Average RPI Loss: 118															
DIV. I ONLY		19- 11	.63333	77	7- 3	240	223	144	.50214	139	26	24			
DIV. I NON-CONF.		7- 5	.58333	132	0- 0	218	179	159	.49775	149	25	24			
<hr/>															
TOTALS		RPI 1-25		RPI 26-50		W-L RECORDS		RPI 51-100		RPI 101-150		RPI 150+			
19- 11		0- 0		0- 1		OVERALL		0- 5		3- 2		16- 3			
6- 2		0- 0		0- 0		HOME		0- 1		1- 0		5- 1			
6- 6		0- 0		0- 0		AWAY		0- 2		1- 2		5- 2			
7- 3		0- 0		0- 1		NEUTRAL		0- 2		1- 0		6- 0			
<hr/>															
7- 5		0- 0		0- 1		NON-CONFERENCE		0- 2		2- 1		5- 1			
0- 0		0- 0		0- 0		HOME		0- 0		0- 0		0- 0			
1- 3		0- 0		0- 0		AWAY		0- 1		1- 1		0- 1			
6- 2		0- 0		0- 1		NEUTRAL		0- 1		1- 0		5- 0			
<hr/>															
12- 6		0- 0		0- 0		CONFERENCE		0- 3		1- 1		11- 2			
6- 2		0- 0		0- 0		HOME		0- 1		1- 0		5- 1			
5- 3		0- 0		0- 0		AWAY		0- 1		0- 1		5- 1			
1- 1		0- 0		0- 0		NEUTRAL		0- 1		0- 0		1- 0			
<hr/>															
RPI	S	Opponent	Score	RPI	S	Opponent	Score	RPI	S	Opponent	Score				
				32	N	Cal St. Northridge	2 3	67	A	Washington St.	0 3	121	N	North Texas	3 2
								89	N	San Diego St.	0 3	133	A	Bakersfield	1 3
								93	A	New Mexico St.	0 3	133	H	Bakersfield	3 1
								93	H	New Mexico St.	1 3	137	A	Wyoming	2 3
								93	N	New Mexico St.	2 3	146	A	Boise St.	3 2
												156	A	UMKC	3 1
												156	H	UMKC	3 0
												156	N	UMKC	3 0
												165	A	Utah Valley	3 2
												165	H	Utah Valley	2 3
												180	A	Northern Ariz.	0 3
												216	A	Seattle	1 3
												216	H	Seattle	3 1
												229	N	Sacramento St.	3 1
												257	N	Stetson	3 1
												273	N	Nevada	3 0
												274	A	Grand Canyon	3 1
												274	H	Grand Canyon	3 0
												278	A	Tex.-Pan American	3 0
												278	H	Tex.-Pan American	3 1
												286	N	Montana St.	3 0
												303	N	Drake	3 1
												318	A	Chicago St.	3 1
												318	H	Chicago St.	3 0
<hr/>															
LAST 10 GAMES															
				93	N	New Mexico St.	2 3	216	H	Seattle	3 1	318	A	Chicago St.	3 1
				156	N	UMKC	3 0	278	H	Tex.-Pan American	3 1	318	H	Chicago St.	3 0
				274	A	Grand Canyon	3 1	93	H	New Mexico St.	1 3				
				156	A	UMKC	3 1	133	A	Bakersfield	1 3				
				318	A	Chicago St.	3 1	165	A	Utah Valley	3 2				

Non-Div. I Games:

Idaho

Average RPI Win:	252	WON-LOST	WINNING	LAST 10	STRENGTH OF	OPP. STRENGTH	TEAM	ADJ	CONF.	ADJ CONF.		
Average RPI Loss:	119	RECORD	PCT. RANK	GAMES	SCHEDULE	OF SCHEDULE	RPI	RPI	RPI	RPI		
DIV. I ONLY		20- 9	.68966	54	7- 3	259	253	135	.50148	140	15	16
DIV. I NON-CONF.		9- 3	.75	52	1- 0	323	318	211	.45293	211	19	20
<hr/>												
TOTALS	RPI 1-25	RPI 26-50		W-L RECORDS		RPI 51-100		RPI 101-150		RPI 150+		
20- 9	0- 0	1- 4		OVERALL		1- 1		0- 1		18- 3		
15- 5	0- 0	0- 2		HOME		1- 0		0- 1		14- 2		
5- 4	0- 0	1- 2		AWAY		0- 1		0- 0		4- 1		
0- 0	0- 0	0- 0		NEUTRAL		0- 0		0- 0		0- 0		
<hr/>												
9- 3	0- 0	0- 0		NON-CONFERENCE		0- 0		0- 1		9- 2		
9- 3	0- 0	0- 0		HOME		0- 0		0- 1		9- 2		
0- 0	0- 0	0- 0		AWAY		0- 0		0- 0		0- 0		
0- 0	0- 0	0- 0		NEUTRAL		0- 0		0- 0		0- 0		
<hr/>												
11- 6	0- 0	1- 4		CONFERENCE		1- 1		0- 0		9- 1		
6- 2	0- 0	0- 2		HOME		1- 0		0- 0		5- 0		
5- 4	0- 0	1- 2		AWAY		0- 1		0- 0		4- 1		
0- 0	0- 0	0- 0		NEUTRAL		0- 0		0- 0		0- 0		
<hr/>												
RPI	S	Opponent	Score	RPI	S	Opponent	Score	RPI	S	Opponent	Score	
				30	A	American	0 3	99	A	Army	2 3	
				30	A	American	1 3	99	H	Army	3 2	
				30	H	American	1 3			143	H Villanova	
				50	A	Colgate	3 0			169	H Marist	
				50	H	Colgate	1 3			188	H Rhode Island	
										199	H New Hampshire	
										226	A Navy	
										226	H Navy	
										247	A Bucknell	
										247	H Bucknell	
										256	A Loyola Maryland	
										256	H Loyola Maryland	
										263	H Morgan St.	
										271	A Lafayette	
										271	H Lafayette	
										280	A Holy Cross	
										280	H Holy Cross	
										296	H Wright St.	
										302	H NJIT	
										317	H Quinnipiac	
										320	H St. Francis Brooklyn	
										324	H Fairleigh Dickinson	
										325	H Saint Peter's	
										325	H Saint Peter's	
				LAST 10 GAMES								
				30	A	American	0 3	226	A	Navy	1 3	
				30	A	American	1 3	99	H	Army	3 2	
				50	A	Colgate	3 0	280	H	Holy Cross	3 0	
				247	H	Bucknell	3 0	302	H	NJIT	3 0	
				256	A	Loyola Maryland	3 1	271	A	Lafayette	3 2	

**Non-Div. I Games:**

Lehigh

D  
e  
n  
v  
e  
r

Denver				Through Games Of Through Matches of Dec. 21, 2013 (											
Average RPI Win:		214	WON-LOST	WINNING	LAST 10	STRENGTH OF		OPP. STRENGTH	TEAM	ADJ		CONF.	ADJ CONF.		
Average RPI Loss:		98	RECORD	PCT. RANK	GAMES	SCHEDULE		OF SCHEDULE	RPI	RPI		RPI	RPI		
DIV. I ONLY			17- 13	.56667	124	5- 5		211	135	151	.5009	141	23	22	
DIV. I NON-CONF.			6- 8	.42857	207	0- 1		118	83	148	.5032	141	16	16	
TOTALS		RPI 1-25		RPI 26-50		W-L RECORDS		RPI 51-100		RPI 101-150		RPI 150+			
17- 13		0- 3		0- 2		OVERALL		0- 0		6- 5		11- 3			
8- 6		0- 2		0- 2		HOME		0- 0		4- 1		4- 1			
6- 6		0- 0		0- 0		AWAY		0- 0		0- 4		6- 1			
3- 1		0- 0		0- 0		NEUTRAL		0- 0		2- 0		1- 1			
6- 8		0- 3		0- 2		NON-CONFERENCE		0- 0		2- 1		4- 2			
2- 5		0- 2		0- 2		HOME		0- 0		1- 1		1- 0			
2- 2		0- 1		0- 0		AWAY		0- 0		0- 0		2- 1			
2- 1		0- 0		0- 0		NEUTRAL		0- 0		1- 0		1- 1			
11- 5		0- 0		0- 0		CONFERENCE		0- 0		4- 4		7- 1			
6- 1		0- 0		0- 0		HOME		0- 0		3- 0		3- 1			
4- 4		0- 0		0- 0		AWAY		0- 0		0- 4		4- 0			
1- 0		0- 0		0- 0		NEUTRAL		0- 0		1- 0		0- 0			
RPI S	Opponent		Score		RPI S	Opponent		Score		RPI S	Opponent		Score		
12 A	Kansas		1	3	32 H	Cal St. Northridge		1	3		109 A IUPUI		1	3	
18 H	Creighton		2	3	48 H	UCLA		0	3		109 A IUPUI		0	3	
23 H	Colorado St.		1	3							109 H IUPUI		3	1	
											110 H UC Irvine		2	3	
											125 N Marshall		3	0	
											126 H A&M-Corpus Christi		3	1	
											130 A South Dakota		0	3	
											130 H South Dakota		3	0	
											130 N South Dakota		3	2	
											144 A IPFW		0	3	
											144 H IPFW		3	0	
											153 A Appalachian St.		2	3	
											159 N Texas-Arlington		2	3	
											218 H Air Force		3	1	
											224 A North Dakota St.		3	0	
											224 H North Dakota St.		0	3	
											232 N East Carolina		3	2	
											243 A Western Ill.		3	0	
											243 H Western Ill.		3	0	
											266 A Ill.-Chicago		3	0	
											276 A South Dakota St.		3	0	
											276 H South Dakota St.		3	0	
											293 A Neb. Omaha		3	0	
											293 H Neb. Omaha		3	0	
											318 A Chicago St.		3	0	
				LAST 10 GAMES											
12 A	Kansas		1	3	130 H	South Dakota		3	0	276 H	South Dakota St.		3	0	
109 A	IUPUI		0	3	224 H	North Dakota St.		0	3	109 A	IUPUI		1	3	
130 N	South Dakota		3	2	144 A	IPFW		0	3	224 H	North Dakota St.		0	3	
293 A	Neb. Omaha		3	0						109 A	IUPUI		1	3	
243 A	Western Ill.		3	0						144 A	IPFW		0	3	

D  
e  
n  
v  
e  
r

Non-Div. I Games:

Denver

Average RPI Win: 209		WON-LOST	WINNING	LAST 10	STRENGTH OF		OPP. STRENGTH	TEAM	ADJ	CONF.	ADJ CONF.
Average RPI Loss: 113		RECORD	PCT. RANK	GAMES	SCHEDULE		OF SCHEDULE	RPI	RPI	RPI	RPI
DIV. I ONLY		18- 12	.6 103	2- 8	203		149	132	.50061 142	9	9
DIV. I NON-CONF.		12- 2	.85714 20	0- 1	241		229	82	.55224 86	10	10
TOTALS		RPI 1-25	RPI 26-50	W-L RECORDS	RPI 51-100		RPI 101-150	RPI 150+			
18- 12	0- 0		0- 3	OVERALL	2- 4		2- 2	14- 3			
10- 5	0- 0		0- 2	HOME	2- 2		1- 1	7- 0			
4- 7	0- 0		0- 1	AWAY	0- 2		0- 1	4- 3			
4- 0	0- 0		0- 0	NEUTRAL	0- 0		1- 0	3- 0			
12- 2	0- 0		0- 1	NON-CONFERENCE	0- 1		2- 0	10- 0			
5- 2	0- 0		0- 1	HOME	0- 1		1- 0	4- 0			
3- 0	0- 0		0- 0	AWAY	0- 0		0- 0	3- 0			
4- 0	0- 0		0- 0	NEUTRAL	0- 0		1- 0	3- 0			
6- 10	0- 0		0- 2	CONFERENCE	2- 3		0- 2	4- 3			
5- 3	0- 0		0- 1	HOME	2- 1		0- 1	3- 0			
1- 7	0- 0		0- 1	AWAY	0- 2		0- 1	1- 3			
0- 0	0- 0		0- 0	NEUTRAL	0- 0		0- 0	0- 0			
RPI S	Opponent	Score	RPI S	Opponent	Score	RPI S	Opponent	Score	RPI S	Opponent	Score
			39 A	Ohio	1 <span>3</span>	64 A	Ball St.	0 <span>3</span>	103 H	Valparaiso	3 1
			39 H	Ohio	1 <span>3</span>	74 H	West Virginia	0 <span>3</span>	106 H	Toledo	2 <span>3</span>
			43 H	Ohio St.	0 <span>3</span>	75 H	Northern Ill.	3 2	107 N	UCF	3 0
						85 A	Bowling Green	2 <span>3</span>	132 A	Eastern Mich.	1 <span>3</span>
						85 H	Bowling Green	3 2	177 A	Miami (OH)	3 1
						95 H	Western Mich.	0 <span>3</span>	177 H	Miami (OH)	3 0
									183 H	Temple	3 0
									194 N	Davidson	3 1
									200 A	Central Mich.	0 <span>3</span>
									215 A	Kent St.	2 <span>3</span>
									215 H	Kent St.	3 1
									222 N	Iona	3 1
									227 A	Cornell	3 0
									247 N	Bucknell	3 0
									259 A	Akron	2 <span>3</span>
									259 H	Akron	3 2
									260 A	Georgia St.	3 0
									282 A	Canisius	3 0
									313 H	UMES	3 0
									315 H	Niagara	3 0
									315 H	Niagara	3 0
LAST 10 GAMES											
			74 H	West Virginia	0 <span>3</span>	39 A	Ohio	1 <span>3</span>			
			85 H	Bowling Green	3 2	215 A	Kent St.	2 <span>3</span>			
			177 H	Miami (OH)	3 0	132 A	Eastern Mich.	1 <span>3</span>			
			106 H	Toledo	2 <span>3</span>	200 A	Central Mich.	0 <span>3</span>			
			259 A	Akron	2 <span>3</span>	95 H	Western Mich.	0 <span>3</span>			

Non-Div. I Games:

Buffalo

Average RPI Win:		194	WON-LOST RECORD		WINNING PCT. RANK		LAST 10 GAMES		STRENGTH OF SCHEDULE		OPP. STRENGTH OF SCHEDULE		TEAM RPI		ADJ RPI		CONF. RPI		ADJ CONF. RPI			
Average RPI Loss:		81																				
DIV. I ONLY			12- 17		.41379 222		1- 9		80		79		146		.50055 143		5		5			
DIV. I NON-CONF.			8- 5		.61538 109		0- 0		178		181		127		.51201 130		7		7			
TOTALS		RPI 1-25		RPI 26-50		W-L RECORDS		RPI 51-100		RPI 101-150		RPI 150+										
12- 17		0- 5		0- 2		OVERALL		0- 4		2- 3		10- 3										
7- 5		0- 2		0- 1		HOME		0- 2		1- 0		6- 0										
3- 9		0- 3		0- 1		AWAY		0- 2		1- 2		2- 1										
2- 3		0- 0		0- 0		NEUTRAL		0- 0		0- 1		2- 2										
8- 5		0- 1		0- 0		NON-CONFERENCE		0- 0		1- 2		7- 2										
4- 0		0- 0		0- 0		HOME		0- 0		0- 0		4- 0										
2- 2		0- 1		0- 0		AWAY		0- 0		1- 1		1- 0										
2- 3		0- 0		0- 0		NEUTRAL		0- 0		0- 1		2- 2										
4- 12		0- 4		0- 2		CONFERENCE		0- 4		1- 1		3- 1										
3- 5		0- 2		0- 1		HOME		0- 2		1- 0		2- 0										
1- 7		0- 2		0- 1		AWAY		0- 2		0- 1		1- 1										
0- 0		0- 0		0- 0		NEUTRAL		0- 0		0- 0		0- 0										
RPI	S	Opponent		Score		RPI	S	Opponent		Score		RPI	S	Opponent		Score						
8	A	Nebraska		1	3	42	A	Butler		0	3	60	A	Xavier		1	3	128	A	St. John's (NY)	1	3
11	A	Marquette		0	3	42	H	Butler		0	3	60	H	Xavier		0	3	128	H	St. John's (NY)	3	1
11	H	Marquette		1	3							79	A	Seton Hall		2	3	134	A	Maryland	0	3
18	A	Creighton		0	3							79	H	Seton Hall		1	3	138	N	Oregon St.	1	3
18	H	Creighton		0	3													140	A	Lehigh	3	1
																		158	A	DePaul	3	0
																		158	H	DePaul	3	0
																		171	H	Penn	3	1
																		174	A	Georgetown	2	3
																		174	H	Georgetown	3	1
																		178	A	Oakland	3	1
																		179	N	Southern Miss.	0	3
																		199	N	New Hampshire	3	0
																		200	N	Central Mich.	2	3
																		213	H	Delaware	3	2
																		261	H	Sacred Heart	3	1
																		267	N	George Mason	3	2
																		281	H	Norfolk St.	3	0
LAST 10 GAMES																						
18 A Creighton						0	3	18 H Creighton						0	3							
42 A Butler						0	3	174 A Georgetown						2	3							
60 A Xavier						1	3	158 A DePaul						3	0							
60 H Xavier						0	3	11 A Marquette						0	3							
42 H Butler						0	3	79 H Seton Hall						1	3							

Non-Div. I Games:

Villanova



Average RPI Win: 234		WON-LOST	WINNING	LAST 10	STRENGTH OF		OPP. STRENGTH	TEAM	ADJ	CONF.	ADJ CONF.
Average RPI Loss: 123		RECORD	PCT. RANK	GAMES	SCHEDULE		OF SCHEDULE	RPI	RPI	RPI	RPI
DIV. I ONLY		20- 10	.66667	58	7- 3		253	193	128	.49997	145
DIV. I NON-CONF.		11- 3	.78571	40	0- 0		287	283	136	.50217	142
TOTALS		RPI 1-25	RPI 26-50		W-L RECORDS		RPI 51-100		RPI 101-150		RPI 150+
20- 10	0- 0	0- 1		OVERALL		0- 5		0- 0		20- 4	
9- 2	0- 0	0- 0		HOME		0- 2		0- 0		9- 0	
5- 6	0- 0	0- 0		AWAY		0- 2		0- 0		5- 4	
6- 2	0- 0	0- 1		NEUTRAL		0- 1		0- 0		6- 0	
11- 3	0- 0	0- 1		NON-CONFERENCE		0- 0		0- 0		11- 2	
4- 0	0- 0	0- 0		HOME		0- 0		0- 0		4- 0	
2- 2	0- 0	0- 0		AWAY		0- 0		0- 0		2- 2	
5- 1	0- 0	0- 1		NEUTRAL		0- 0		0- 0		5- 0	
9- 7	0- 0	0- 0		CONFERENCE		0- 5		0- 0		9- 2	
5- 2	0- 0	0- 0		HOME		0- 2		0- 0		5- 0	
3- 4	0- 0	0- 0		AWAY		0- 2		0- 0		3- 2	
1- 1	0- 0	0- 0		NEUTRAL		0- 1		0- 0		1- 0	
RPI S	Opponent	Score	RPI S	Opponent	Score	RPI S	Opponent	Score	RPI S	Opponent	Score
			41 N	Alabama	2 3	63 A	Col. of Charleston	0 3	151 A	James Madison	3 2
						63 H	Col. of Charleston	1 3	151 H	James Madison	3 0
						78 A	Northeastern	0 3	175 A	FIU	1 3
						78 H	Northeastern	2 3	203 A	Hofstra	1 3
						78 N	Northeastern	0 3	203 H	Hofstra	3 0
									205 N	Houston Baptist	3 1
									208 H	Western Caro.	3 1
									213 A	Delaware	3 2
									213 H	Delaware	3 0
									214 N	Elon	3 0
									219 A	William & Mary	2 3
									219 H	William & Mary	3 0
									219 N	William & Mary	3 1
									220 A	Towson	3 1
									220 H	Towson	3 0
									226 A	Navy	3 1
									234 A	Campbell	2 3
									242 H	UNC Asheville	3 1
									246 A	Winthrop	3 1
									266 N	Ill.-Chicago	3 1
									305 N	Citadel	3 0
									307 H	Mercer	3 0
									314 H	N.C. A&T	3 0
									328 N	Bethune-Cookman	3 0
			LAST 10 GAMES								
			78 N	Northeastern	0 3	78 H	Northeastern	2 3			
			219 N	William & Mary	3 1	213 H	Delaware	3 0			
			220 A	Towson	3 1	220 H	Towson	3 0			
			213 A	Delaware	3 2	63 A	Col. of Charleston	0 3			
			203 H	Hofstra	3 0	219 H	William & Mary	3 0			

Non-Div. I Games:

UNC Wilmington

Average RPI Win:		202	WON-LOST		WINNING	LAST 10		STRENGTH OF		OPP. STRENGTH	TEAM	ADJ	CONF.	ADJ CONF.				
Average RPI Loss:		87	RECORD		PCT. RANK	GAMES		SCHEDULE		OF SCHEDULE	RPI	RPI	RPI	RPI				
DIV. I ONLY			14- 16		.46667	194		4- 6		121	117	152	.49988	146	10	10		
DIV. I NON-CONF.			6- 4		.6	116		0- 0		112	144	103	.54252	100	9	9		
TOTALS		RPI 1-25		RPI 26-50		W-L RECORDS		RPI 51-100		RPI 101-150		RPI 150+						
14- 16		0- 3		0- 0		OVERALL		0- 8		4- 4		10- 1						
7- 7		0- 1		0- 0		HOME		0- 3		2- 3		5- 0						
4- 8		0- 1		0- 0		AWAY		0- 5		2- 1		2- 1						
3- 1		0- 1		0- 0		NEUTRAL		0- 0		0- 0		3- 0						
6- 4		0- 1		0- 0		NON-CONFERENCE		0- 2		1- 1		5- 0						
3- 1		0- 0		0- 0		HOME		0- 0		1- 1		2- 0						
0- 2		0- 0		0- 0		AWAY		0- 2		0- 0		0- 0						
3- 1		0- 1		0- 0		NEUTRAL		0- 0		0- 0		3- 0						
8- 12		0- 2		0- 0		CONFERENCE		0- 6		3- 3		5- 1						
4- 6		0- 1		0- 0		HOME		0- 3		1- 2		3- 0						
4- 6		0- 1		0- 0		AWAY		0- 3		2- 1		2- 1						
0- 0		0- 0		0- 0		NEUTRAL		0- 0		0- 0		0- 0						
RPI	S	Opponent		Score		RPI	S	Opponent		Score		RPI	S	Opponent		Score		
3	N	Washington		0	3				59	A	Northwestern	0	3	102	A	Fresno St.	3	2
23	A	Colorado St.		0	3				68	A	New Mexico	1	3	102	H	Fresno St.	1	3
23	H	Colorado St.		0	3				68	H	New Mexico	1	3	121	H	North Texas	3	1
									81	A	Utah St.	0	3	131	A	UNLV	3	2
									81	H	Utah St.	1	3	131	H	UNLV	2	3
									83	A	Portland St.	0	3	137	A	Wyoming	0	3
									89	A	San Diego St.	1	3	137	H	Wyoming	3	0
									89	H	San Diego St.	0	3	139	H	Idaho	2	3
														152	N	Gonzaga	3	2
														176	N	Belmont	3	0
														218	A	Air Force	1	3
														218	H	Air Force	3	0
														229	H	Sacramento St.	3	0
														238	A	San Jose St.	3	2
														238	H	San Jose St.	3	0
														272	N	Columbia	3	1
														273	A	Nevada	3	2
														273	H	Nevada	3	0
														274	H	Grand Canyon	3	0
LAST 10 GAMES																		
						273	H	Nevada	3	0	218	A	Air Force	1	3			
						131	A	UNLV	3	2	68	A	New Mexico	1	3			
						89	A	San Diego St.	1	3	137	H	Wyoming	3	0			
						238	H	San Jose St.	3	0	23	H	Colorado St.	0	3			
						102	H	Fresno St.	1	3	89	H	San Diego St.	0	3			

Non-Div. I Games:

Boise St.



Average RPI Win: 215		WON-LOST RECORD		WINNING PCT. RANK		LAST 10 GAMES		STRENGTH OF SCHEDULE		OPP. STRENGTH OF SCHEDULE		TEAM RPI		ADJ RPI		CONF. RPI		ADJ CONF. RPI	
DIV. I ONLY		14- 14		.5 169		6- 4		124		141		145		.49778 147		17		17	
DIV. I NON-CONF.		5- 8		.38462 227		0- 0		101		75		157		.49549 153		17		17	
TOTALS		RPI 1-25		RPI 26-50		W-L RECORDS		RPI 51-100		RPI 101-150		RPI 150+							
14- 14		0- 1		0- 2		OVERALL		1- 5		1- 2		12- 4							
5- 3		0- 1		0- 0		HOME		0- 1		1- 0		4- 1							
5- 8		0- 0		0- 1		AWAY		1- 4		0- 1		4- 2							
4- 3		0- 0		0- 1		NEUTRAL		0- 0		0- 1		4- 1							
5- 8		0- 1		0- 2		NON-CONFERENCE		1- 3		0- 1		4- 1							
0- 1		0- 1		0- 0		HOME		0- 0		0- 0		0- 0							
1- 5		0- 0		0- 1		AWAY		1- 3		0- 0		0- 1							
4- 2		0- 0		0- 1		NEUTRAL		0- 0		0- 1		4- 0							
9- 6		0- 0		0- 0		CONFERENCE		0- 2		1- 1		8- 3							
5- 2		0- 0		0- 0		HOME		0- 1		1- 0		4- 1							
4- 3		0- 0		0- 0		AWAY		0- 1		0- 1		4- 1							
0- 1		0- 0		0- 0		NEUTRAL		0- 0		0- 0		0- 1							
RPI	S	Opponent		Score		RPI	S	Opponent		Score		RPI	S	Opponent		Score			
11	H	Marquette		0 3		42	A	Butler		0 3		61	A	UNI		2 3			
						43	N	Ohio St.		2 3		61	A	UNI		3 2			
												65	A	Auburn		0 3			
												75	A	Northern Ill.		2 3			
												77	A	Milwaukee		3 2			
												77	H	Milwaukee		1 3			

Non-Div. I Games:

Green Bay



Average RPI Win:	192	WON-LOST RECORD	WINNING PCT. RANK	LAST 10 GAMES	STRENGTH OF SCHEDULE	OPP. STRENGTH OF SCHEDULE	TEAM RPI	ADJ RPI	CONF. RPI	ADJ CONF. RPI	
Average RPI Loss:	82										
DIV. I ONLY	14- 15	.48276	188	3- 7	198	80	173	.4964	149	8	8
DIV. I NON-CONF.	8- 5	.61538	109	0- 0	242	112	147	.50649	139	8	8
<hr/>											
TOTALS	RPI 1-25	RPI 26-50		W-L RECORDS	RPI 51-100		RPI 101-150		RPI 150+		
14- 15	1- 1	1- 4		OVERALL	0- 6		3- 2		9- 2		
7- 4	1- 0	1- 1		HOME	0- 2		2- 0		3- 1		
4- 7	0- 1	0- 2		AWAY	0- 2		0- 1		4- 1		
3- 4	0- 0	0- 1		NEUTRAL	0- 2		1- 1		2- 0		
8- 5	0- 0	1- 2		NON-CONFERENCE	0- 2		2- 1		5- 0		
3- 0	0- 0	1- 0		HOME	0- 0		1- 0		1- 0		
2- 1	0- 0	0- 1		AWAY	0- 0		0- 0		2- 0		
3- 4	0- 0	0- 1		NEUTRAL	0- 2		1- 1		2- 0		
6- 10	1- 1	0- 2		CONFERENCE	0- 4		1- 1		4- 2		
4- 4	1- 0	0- 1		HOME	0- 2		1- 0		2- 1		
2- 6	0- 1	0- 1		AWAY	0- 2		0- 1		2- 1		
0- 0	0- 0	0- 0		NEUTRAL	0- 0		0- 0		0- 0		
RPI S	Opponent	Score	RPI S	Opponent	Score	RPI S	Opponent	Score	RPI S	Opponent	Score
20 A	Hawaii	0 3	32 A	Cal St. Northridge	2 3	62 A	UC Santa Barbara	2 3	106 N	Toledo	3 0
20 H	Hawaii	3 2	32 H	Cal St. Northridge	2 3	62 H	UC Santa Barbara	0 3	110 A	UC Irvine	2 3
			34 A	LSU	1 3	80 A	Long Beach St.	1 3	110 H	UC Irvine	3 2
			35 H	California	3 1	80 H	Long Beach St.	1 3	133 H	Bakersfield	3 1
			49 N	UTSA	1 3	89 N	San Diego St.	2 3	138 N	Oregon St.	2 3
						91 N	Illinois St.	2 3	164 A	Cal Poly	3 1
									164 H	Cal Poly	0 3
									191 A	Cal St. Fullerton	2 3
									191 H	Cal St. Fullerton	3 2
									229 H	Sacramento St.	3 0
									268 A	Portland	3 0
									273 A	Nevada	3 0
									274 N	Grand Canyon	3 1
									287 A	UC Riverside	3 1
									287 H	UC Riverside	3 0
									304 N	Weber St.	3 0
<hr/>											
			LAST 10 GAMES								
			32 H	Cal St. Northridge	2 3	80 A	Long Beach St.	1 3			
			20 A	Hawaii	0 3	191 H	Cal St. Fullerton	3 2			
			164 H	Cal Poly	0 3	287 H	UC Riverside	3 0			
			62 H	UC Santa Barbara	0 3	20 H	Hawaii	3 2			
			110 A	UC Irvine	2 3	62 A	UC Santa Barbara	2 3			

Non-Div. I Games:

UC Davis

Average RPI Win:	213	WON-LOST	WINNING	LAST 10	STRENGTH OF	OPP. STRENGTH	TEAM	ADJ	CONF.	ADJ CONF.	
Average RPI Loss:	117	RECORD	PCT. RANK	GAMES	SCHEDULE	OF SCHEDULE	RPI	RPI	RPI	RPI	
DIV. I ONLY	16- 14	.53333	145	6- 4	190	152	162	.49541	150	21	21
DIV. I NON-CONF.	5- 9	.35714	241	0- 0	168	143	212	.45826	202	18	19
<hr/>											
TOTALS	RPI 1-25	RPI 26-50		W-L RECORDS		RPI 51-100		RPI 101-150		RPI 150+	
16- 14	0- 1	0- 0		OVERALL		2- 4		1- 5		13- 4	
8- 4	0- 0	0- 0		HOME		2- 0		1- 2		5- 2	
4- 7	0- 1	0- 0		AWAY		0- 3		0- 2		4- 1	
4- 3	0- 0	0- 0		NEUTRAL		0- 1		0- 1		4- 1	
5- 9	0- 1	0- 0		NON-CONFERENCE		0- 1		0- 4		5- 3	
1- 3	0- 0	0- 0		HOME		0- 0		0- 2		1- 1	
0- 4	0- 1	0- 0		AWAY		0- 1		0- 1		0- 1	
4- 2	0- 0	0- 0		NEUTRAL		0- 0		0- 1		4- 1	
11- 5	0- 0	0- 0		CONFERENCE		2- 3		1- 1		8- 1	
7- 1	0- 0	0- 0		HOME		2- 0		1- 0		4- 1	
4- 3	0- 0	0- 0		AWAY		0- 2		0- 1		4- 0	
0- 1	0- 0	0- 0		NEUTRAL		0- 1		0- 0		0- 0	
RPI S	Opponent	Score		RPI S	Opponent	Score		RPI S	Opponent	Score	
24 A	North Carolina	0 3						107 A	UCF	0 3	
								113 A	Dayton	1 3	
								113 H	Dayton	3 1	
								114 H	Ole Miss	1 3	
								134 H	Maryland	0 3	
								144 N	IPFW	0 3	
								151 N	James Madison	2 3	
								174 A	Georgetown	0 3	
								182 N	Stephen F. Austin	3 2	
								188 A	Rhode Island	3 2	
								188 H	Rhode Island	1 3	
								188 H	Rhode Island	3 1	
								198 A	Saint Louis	3 0	
								214 N	Elon	3 2	
								220 H	Towson	1 3	
								228 H	UMBC	3 0	
								239 N	Albany (NY)	3 0	
								243 N	Western Ill.	3 2	
								267 A	George Mason	3 0	
								267 H	George Mason	3 1	
								289 H	Fordham	3 0	
								323 A	La Salle	3 0	
								323 H	La Salle	3 0	
				LAST 10 GAMES							
				52 N	VCU	0 3		289 H	Fordham	3 0	
				188 H	Rhode Island	3 1		90 H	Duquesne	3 1	
				113 A	Dayton	1 3		113 H	Dayton	3 1	
				198 A	Saint Louis	3 0		267 A	George Mason	3 0	
				188 H	Rhode Island	1 3		90 A	Duquesne	0 3	

Non-Div. I Games:

George Washington

Average RPI Win: 199		WON-LOST RECORD		WINNING PCT. RANK		LAST 10 GAMES		STRENGTH OF SCHEDULE		OPP. STRENGTH OF SCHEDULE		TEAM RPI		ADJ RPI		CONF. RPI		ADJ CONF. RPI					
DIV. I ONLY		13- 15		.46429 198		5- 5		103		155		147		.49526 151		13		12					
DIV. I NON-CONF.		5- 8		.38462 227		0- 0		102		172		172		.48362 171		13		13					
TOTALS		RPI 1-25		RPI 26-50		W-L RECORDS		RPI 51-100		RPI 101-150		RPI 150+											
13- 15		0- 1		0- 0		OVERALL		1- 4		2- 5		10- 5											
6- 7		0- 0		0- 0		HOME		0- 2		0- 4		6- 1											
4- 6		0- 1		0- 0		AWAY		1- 2		0- 1		3- 2											
3- 2		0- 0		0- 0		NEUTRAL		0- 0		2- 0		1- 2											
5- 8		0- 1		0- 0		NON-CONFERENCE		0- 1		2- 3		3- 3											
2- 4		0- 0		0- 0		HOME		0- 0		0- 3		2- 1											
0- 3		0- 1		0- 0		AWAY		0- 1		0- 0		0- 1											
3- 1		0- 0		0- 0		NEUTRAL		0- 0		2- 0		1- 1											
8- 7		0- 0		0- 0		CONFERENCE		1- 3		0- 2		7- 2											
4- 3		0- 0		0- 0		HOME		0- 2		0- 1		4- 0											
4- 3		0- 0		0- 0		AWAY		1- 1		0- 1		3- 1											
0- 1		0- 0		0- 0		NEUTRAL		0- 0		0- 0		0- 1											
RPI	S	Opponent		Score		RPI	S	Opponent		Score		RPI	S	Opponent		Score							
24	A	North Carolina		0 3								104	H	Wake Forest		0 3							
								63 A Col. of Charleston		1 3		125	N	Marshall		3 2							
								63 H Col. of Charleston		1 3		133	H	Bakersfield		1 3							
								72 A Virginia		1 3		137	H	Wyoming		1 3							
								78 A Northeastern		3 2		145	A	UNC Wilmington		0 3							
								78 H Northeastern		0 3		145	H	UNC Wilmington		2 3							
												150	N	George Washington		3 2							
												155	A	Radford		1 3							
												173	H	Cleveland St.		1 3							
												195	N	Montana		2 3							
												203	A	Hofstra		3 0							
												203	H	Hofstra		3 0							
												203	N	Hofstra		0 3							
												213	A	Delaware		3 1							
												213	H	Delaware		3 1							
												219	A	William & Mary		3 2							
												219	H	William & Mary		3 2							
												220	A	Towson		0 3							
												220	H	Towson		3 1							
												234	H	Campbell		3 1							
												239	N	Albany (NY)		3 0							
												269	H	Presbyterian		3 2							
LAST 10 GAMES																							
203 N Hofstra						0 3						203 H Hofstra						3 0					
203 A Hofstra						3 0						220 A Towson						0 3					
78 A Northeastern						3 2						213 A Delaware						3 1					
219 A William & Mary						3 2						63 A Col. of Charleston						1 3					
78 H Northeastern						0 3						145 A UNC Wilmington						0 3					

Non-Div. I Games:

James Madison



Average RPI Win: 229		WON-LOST	WINNING	LAST 10	STRENGTH OF		OPP. STRENGTH	TEAM	ADJ	CONF.	ADJ CONF.
Average RPI Loss: 125		RECORD	PCT. RANK	GAMES	SCHEDULE		OF SCHEDULE	RPI	RPI	RPI	RPI
DIV. I ONLY		19- 13	.59375	108	7- 3		200	190	142	.4945	153
DIV. I NON-CONF.		9- 5	.64286	95	0- 0		245	157	145	.49851	147
TOTALS		RPI 1-25	RPI 26-50		W-L RECORDS		RPI 51-100		RPI 101-150		RPI 150+
19- 13	0- 0	0- 1		OVERALL		0- 6		2- 2		17- 4	
10- 5	0- 0	0- 0		HOME		0- 1		2- 1		8- 3	
6- 5	0- 0	0- 0		AWAY		0- 3		0- 1		6- 1	
3- 3	0- 0	0- 1		NEUTRAL		0- 2		0- 0		3- 0	
9- 5	0- 0	0- 1		NON-CONFERENCE		0- 3		1- 0		8- 1	
6- 1	0- 0	0- 0		HOME		0- 0		1- 0		5- 1	
1- 2	0- 0	0- 0		AWAY		0- 2		0- 0		1- 0	
2- 2	0- 0	0- 1		NEUTRAL		0- 1		0- 0		2- 0	
10- 8	0- 0	0- 0		CONFERENCE		0- 3		1- 2		9- 3	
4- 4	0- 0	0- 0		HOME		0- 1		1- 1		3- 2	
5- 3	0- 0	0- 0		AWAY		0- 1		0- 1		5- 1	
1- 1	0- 0	0- 0		NEUTRAL		0- 1		0- 0		1- 0	
RPI S	Opponent	Score	RPI S	Opponent	Score	RPI S	Opponent	Score	RPI S	Opponent	Score
			47 N	Colorado	2 3	57 A	North Carolina St.	0 3	108 A	Samford	2 3
						73 A	Ga. Southern	0 3	108 H	Samford	1 3
						73 H	Ga. Southern	2 3	123 H	Furman	3 0
						73 N	Ga. Southern	1 3	141 H	Denver	3 2
						94 A	Baylor	0 3	159 H	Texas-Arlington	3 1
						98 N	Northwestern St.	0 3	160 H	Sam Houston St.	3 0
									166 A	UNC Greensboro	3 0
									166 N	UNC Greensboro	3 0
									194 A	Davidson	3 2
									194 H	Davidson	1 3
									208 A	Western Caro.	1 3
									208 H	Western Caro.	3 0
									214 A	Elon	3 0
									220 N	Towson	3 0
									232 H	East Carolina	2 3
									256 H	Loyola Maryland	3 0
									258 H	Wofford	0 3
									269 A	Presbyterian	3 2
									281 H	Norfolk St.	3 0
									290 A	Chattanooga	3 1
									290 H	Chattanooga	3 0
									295 N	Binghamton	3 0
									305 A	Citadel	3 0
									305 H	Citadel	3 0
									314 H	N.C. A&T	3 0
			LAST 10 GAMES								
			73 N	Ga. Southern	1 3	108 H	Samford	1 3			
			166 N	UNC Greensboro	3 0	166 A	UNC Greensboro	3 0			
			73 A	Ga. Southern	0 3	214 A	Elon	3 0			
			305 A	Citadel	3 0	208 H	Western Caro.	3 0			
			290 H	Chattanooga	3 0	194 A	Davidson	3 2			

Non-Div. I Games:

Appalachian St.





Average RPI Win: 250		WON-LOST RECORD	WINNING PCT. RANK	LAST 10 GAMES	STRENGTH OF SCHEDULE	OPP. STRENGTH OF SCHEDULE	TEAM RPI	ADJ RPI	CONF. RPI	ADJ CONF. RPI	
Average RPI Loss: 152											
DIV. I ONLY		25- 10	.71429 46	8- 2	260	279	124	.49362 155	27	27	
DIV. I NON-CONF.		11- 7	.61111 115	0- 1	261	282	186	.46628 195	27	27	
<hr/>											
TOTALS		RPI 1-25	RPI 26-50		W-L RECORDS		RPI 51-100		RPI 101-150		RPI 150+
25- 10		0- 1	0- 0		OVERALL		0- 2		1- 0		24- 7
11- 5		0- 0	0- 0		HOME		0- 2		1- 0		10- 3
9- 3		0- 1	0- 0		AWAY		0- 0		0- 0		9- 2
5- 2		0- 0	0- 0		NEUTRAL		0- 0		0- 0		5- 2
11- 7		0- 1	0- 0		NON-CONFERENCE		0- 2		1- 0		10- 4
6- 3		0- 0	0- 0		HOME		0- 2		1- 0		5- 1
3- 2		0- 1	0- 0		AWAY		0- 0		0- 0		3- 1
2- 2		0- 0	0- 0		NEUTRAL		0- 0		0- 0		2- 2
14- 3		0- 0	0- 0		CONFERENCE		0- 0		0- 0		14- 3
5- 2		0- 0	0- 0		HOME		0- 0		0- 0		5- 2
6- 1		0- 0	0- 0		AWAY		0- 0		0- 0		6- 1
3- 0		0- 0	0- 0		NEUTRAL		0- 0		0- 0		3- 0
RPI S	Opponent	Score		RPI S	Opponent	Score		RPI S	Opponent	Score	
10 A	Minnesota	0	3			54 H	Tulane 1 3	133 H	Bakersfield	3	2
						54 H	Tulane 1 3	151 H	James Madison	3	1
								158 N	DePaul	2	3
								183 N	Temple	1	3
								184 H	Eastern Ky.	2	3
								190 A	Liberty	2	3
								190 H	Liberty	3	0
								190 N	Liberty	3	2
								197 H	Coastal Caro.	2	3
								197 N	Coastal Caro.	3	0
								201 A	High Point	3	2
								201 H	High Point	3	0
								211 H	Kennesaw St.	3	1
								214 A	Elon	2	3
								234 A	Campbell	3	2
								234 H	Campbell	3	2
								242 A	UNC Asheville	3	1
								242 H	UNC Asheville	3	0
								246 A	Winthrop	3	0
								248 N	Princeton	3	0
								267 A	George Mason	3	2
								269 A	Presbyterian	3	2
								277 A	Gardner-Webb	3	1
								277 H	Gardner-Webb	2	3
								277 N	Gardner-Webb	3	0
								305 A	Citadel	3	0
								308 H	Charleston So.	3	0
LAST 10 GAMES											
10 A	Minnesota	0	3	277 A	Gardner-Webb	3	1	277 A	Gardner-Webb	3	1
197 N	Coastal Caro.	3	0	201 H	High Point	3	0	277 H	Gardner-Webb	2	3
190 N	Liberty	3	2	234 H	Campbell	3	2	277 N	Gardner-Webb	3	0
277 N	Gardner-Webb	3	0	190 A	Liberty	2	3	305 A	Citadel	3	0
242 A	UNC Asheville	3	1	269 A	Presbyterian	3	2	308 H	Charleston So.	3	0

Non-Div. I Games:

Radford

RPI	S	Opponent	Score	
314	H	N.C. A&T	3	0
322	N	South Carolina St.	3	0
326	A	N.C. Central	3	2
331	H	Savannah St.	3	0
331	H	Savannah St.	3	0

Radford

R  
a  
d  
f  
o  
r  
d

R  
a  
d  
f  
o  
r  
d

Average RPI Win: 219		WON-LOST RECORD		WINNING PCT. RANK		LAST 10 GAMES		STRENGTH OF SCHEDULE		OPP. STRENGTH OF SCHEDULE		TEAM RPI		ADJ RPI		CONF. RPI		ADJ CONF. RPI	
DIV. I ONLY		15- 14		.51724 161		5- 5		153		209		161		.49173 156		26		24	
DIV. I NON-CONF.		6- 6		.5 166		0- 0		75		120		112		.53574 110		25		24	
TOTALS		RPI 1-25		RPI 26-50		W-L RECORDS		RPI 51-100		RPI 101-150		RPI 150+							
15- 14		0- 1		0- 1		OVERALL		2- 3		2- 5		11- 4							
7- 5		0- 1		0- 0		HOME		0- 1		1- 2		6- 1							
5- 7		0- 0		0- 1		AWAY		0- 1		1- 2		4- 3							
3- 2		0- 0		0- 0		NEUTRAL		2- 1		0- 1		1- 0							
6- 6		0- 1		0- 1		NON-CONFERENCE		2- 1		0- 2		4- 1							
2- 2		0- 1		0- 0		HOME		0- 0		0- 1		2- 0							
1- 3		0- 0		0- 1		AWAY		0- 0		0- 1		1- 1							
3- 1		0- 0		0- 0		NEUTRAL		2- 1		0- 0		1- 0							
9- 8		0- 0		0- 0		CONFERENCE		0- 2		2- 3		7- 3							
5- 3		0- 0		0- 0		HOME		0- 1		1- 1		4- 1							
4- 4		0- 0		0- 0		AWAY		0- 1		1- 1		3- 2							
0- 1		0- 0		0- 0		NEUTRAL		0- 0		0- 1		0- 0							
RPI S	Opponent	Score		RPI S	Opponent	Score		RPI S	Opponent	Score		RPI S	Opponent	Score					
12 H	Kansas	1	3	44 A	Arkansas	0	3	68 N	New Mexico	0	3	104 H	Wake Forest	1	3				
								84 N	LIU Brooklyn	3	1	133 A	Bakersfield	3	2				
								93 A	New Mexico St.	1	3	133 H	Bakersfield	3	2				
								93 H	New Mexico St.	0	3	134 A	Maryland	2	3				
								98 N	Northwestern St.	3	0	139 A	Idaho	0	3				
												139 H	Idaho	1	3				
												139 N	Idaho	0	3				
												165 A	Utah Valley	2	3				
												165 H	Utah Valley	1	3				
												168 A	Southeast Mo. St.	2	3				
												171 N	Penn	3	1				
												186 H	Eastern Ill.	3	0				
												216 A	Seattle	0	3				
												216 H	Seattle	3	1				
												253 A	SIU Edwardsville	3	1				
												269 H	Presbyterian	3	1				
												274 A	Grand Canyon	3	2				
												274 H	Grand Canyon	3	0				
												278 A	Tex.-Pan American	3	1				
												278 H	Tex.-Pan American	3	0				
												318 A	Chicago St.	3	0				
												318 H	Chicago St.	3	0				
LAST 10 GAMES																			
				139 N	Idaho	0	3	165 H	Utah Valley	1	3								
				139 H	Idaho	1	3	133 H	Bakersfield	3	2								
				216 H	Seattle	3	1	274 H	Grand Canyon	3	0								
				278 A	Tex.-Pan American	3	1	318 H	Chicago St.	3	0								
				93 A	New Mexico St.	1	3	216 A	Seattle	0	3								

Non-Div. I Games:

UMKC

Average RPI Win:	226	WON-LOST RECORD	WINNING PCT. RANK	LAST 10 GAMES		STRENGTH OF SCHEDULE	OPP. STRENGTH OF SCHEDULE	TEAM RPI	ADJ RPI	CONF. RPI	ADJ CONF. RPI
DIV. I ONLY		14- 16	.46667    194	2- 8		105	174	148	.49113    157	11	11
DIV. I NON-CONF.		7- 8	.46667    186	0- 3		106	215	146	.49963    145	12	11
<hr/>											
TOTALS	RPI 1-25		RPI 26-50	W-L RECORDS		RPI 51-100			RPI 101-150		RPI 150+
14- 16	0- 3		0- 2	OVERALL		1- 4			2- 3		11- 4
9- 4	0- 0		0- 2	HOME		0- 1			1- 1		8- 0
3- 9	0- 1		0- 0	AWAY		1- 3			1- 2		1- 3
2- 3	0- 2		0- 0	NEUTRAL		0- 0			0- 0		2- 1
7- 8	0- 3		0- 0	NON-CONFERENCE		0- 3			0- 1		7- 1
5- 1	0- 0		0- 0	HOME		0- 1			0- 0		5- 0
0- 5	0- 1		0- 0	AWAY		0- 2			0- 1		0- 1
2- 2	0- 2		0- 0	NEUTRAL		0- 0			0- 0		2- 0
7- 8	0- 0		0- 2	CONFERENCE		1- 1			2- 2		4- 3
4- 3	0- 0		0- 2	HOME		0- 0			1- 1		3- 0
3- 4	0- 0		0- 0	AWAY		1- 1			1- 1		1- 2
0- 1	0- 0		0- 0	NEUTRAL		0- 0			0- 0		0- 1

RPI	S	Opponent	Score	RPI	S	Opponent	Score	RPI	S	Opponent	Score	RPI	S	Opponent	Score
2	N	Texas	0    3	37	H	Tulsa	2    3	54	A	Tulane	1    3	115	A	Pacific	1    3
15	N	San Diego	1    3	49	H	UTSA	0    3	56	A	St. Mary's (CA)	0    3	118	H	UAB	1    3
20	A	Hawaii	0    3					87	A	Middle Tenn.	3    1	121	A	North Texas	0    3
								93	A	New Mexico St.	1    3	125	A	Marshall	3    2
								96	H	Oral Roberts	1    3	148	H	Rice	3    0
												175	H	FIU	3    0
												179	A	Southern Miss.	0    3
												179	N	Southern Miss.	2    3
												187	H	Hampton	3    1
												188	A	Rhode Island	0    3
												189	H	Fla. Atlantic	3    1
												232	H	East Carolina	3    0
												251	A	Charlotte	1    3
												255	H	Texas Southern	3    0
												274	H	Grand Canyon	3    0
												276	H	South Dakota St.	3    0
												279	A	Louisiana Tech	3    1
												292	N	Hartford	3    0
												316	H	Southern U.	3    0
												329	N	UMass Lowell	3    0
LAST 10 GAMES															
115	A	Pacific	1    3	93	A	New Mexico St.	1    3								
56	A	St. Mary's (CA)	0    3	121	A	North Texas	0    3								
179	N	Southern Miss.	2    3	251	A	Charlotte	1    3								
232	H	East Carolina	3    0	125	A	Marshall	3    2								
37	H	Tulsa	2    3	49	H	UTSA	0    3								

**Non-Div. I Games:**

UTEP



Average RPI Win:	214	WON-LOST	WINNING	LAST 10	STRENGTH OF	OPP. STRENGTH	TEAM	ADJ	CONF.	ADJ CONF.	
Average RPI Loss:	126	RECORD	PCT. RANK	GAMES	SCHEDULE	OF SCHEDULE	RPI	RPI	RPI	RPI	
DIV. I ONLY	18- 15	.54545	139	4- 6	189	181	157	.48988	159	16	15
DIV. I NON-CONF.	6- 6	.5	166	0- 0	214	199	189	.47815	180	15	15
<hr/>											
TOTALS	RPI 1-25	RPI 26-50		W-L RECORDS		RPI 51-100		RPI 101-150		RPI 150+	
18- 15	0- 0	0- 2		OVERALL		2- 4		2- 4		14- 5	
8- 6	0- 0	0- 1		HOME		1- 1		0- 2		7- 2	
7- 6	0- 0	0- 0		AWAY		1- 2		1- 1		5- 3	
3- 3	0- 0	0- 1		NEUTRAL		0- 1		1- 1		2- 0	
<hr/>											
6- 6	0- 0	0- 2		NON-CONFERENCE		1- 0		1- 3		4- 1	
3- 2	0- 0	0- 1		HOME		0- 0		0- 1		3- 0	
1- 2	0- 0	0- 0		AWAY		1- 0		0- 1		0- 1	
2- 2	0- 0	0- 1		NEUTRAL		0- 0		1- 1		1- 0	
<hr/>											
12- 9	0- 0	0- 0		CONFERENCE		1- 4		1- 1		10- 4	
5- 4	0- 0	0- 0		HOME		1- 1		0- 1		4- 2	
6- 4	0- 0	0- 0		AWAY		0- 2		1- 0		5- 2	
1- 1	0- 0	0- 0		NEUTRAL		0- 1		0- 0		1- 0	
<hr/>											
RPI S	Opponent	Score	RPI S	Opponent	Score	RPI S	Opponent	Score	RPI S	Opponent	Score
			37 N	Tulsa	0 3	55 A	Western Ky.	0 3	121 A	North Texas	1 3
			49 H	UTSA	1 3	55 H	Western Ky.	0 3	124 A	UALR	3 1
						94 A	Baylor	3 1	124 H	UALR	1 3
						100 A	Texas St.	0 3	126 H	A&M-Corpus Christi	0 3
						100 H	Texas St.	3 2	136 N	Mississippi St.	1 3
						100 N	Texas St.	0 3	141 N	Denver	3 2
									153 A	Appalachian St.	1 3
									170 A	Arkansas St.	3 0
									170 H	Arkansas St.	2 3
									192 A	South Ala.	1 3
									192 H	South Ala.	3 0
									192 N	South Ala.	3 0
									206 A	La.-Lafayette	3 2
									206 H	La.-Lafayette	3 0
									217 A	Troy	2 3
									217 A	Troy	3 2
									217 H	Troy	3 2
									232 N	East Carolina	3 1
									260 A	Georgia St.	3 0
									260 H	Georgia St.	2 3
									279 H	Louisiana Tech	3 1
									288 A	La.-Monroe	3 1
									288 H	La.-Monroe	3 1
									321 H	Mississippi Val.	3 0
									330 H	Grambling	3 0
			LAST 10 GAMES								
			100 N	Texas St.	0 3	217 A	Troy	2 3	288 A	La.-Monroe	3 1
			217 A	Troy	3 2	192 A	South Ala.	1 3	321 H	Mississippi Val.	3 0
			192 N	South Ala.	3 0	55 H	Western Ky.	0 3	330 H	Grambling	3 0
			288 A	La.-Monroe	3 1	260 H	Georgia St.	2 3			
			206 A	La.-Lafayette	3 2	100 A	Texas St.	0 3			

Non-Div. I Games: Abilene Christian 3 2

Texas-Arlington

Average RPI Win: 243		WON-LOST RECORD		WINNING PCT. RANK		LAST 10 GAMES		STRENGTH OF SCHEDULE		OPP. STRENGTH OF SCHEDULE		TEAM RPI		ADJ RPI		CONF. RPI		ADJ CONF. RPI	
Average RPI Loss: 128																			
DIV. I ONLY		16- 10		.61538 90		6- 4		233		250		154		.48961 160		20		20	
DIV. I NON-CONF.		3- 6		.33333 248		0- 0		215		259		254		.41653 253		23		23	
TOTALS		RPI 1-25		RPI 26-50		W-L RECORDS		RPI 51-100		RPI 101-150		RPI 150+							
16- 10		0- 0		0- 1		OVERALL		1- 4		1- 2		14- 3							
8- 4		0- 0		0- 1		HOME		0- 3		1- 0		7- 0							
6- 4		0- 0		0- 0		AWAY		1- 1		0- 2		5- 1							
2- 2		0- 0		0- 0		NEUTRAL		0- 0		0- 0		2- 2							
3- 6		0- 0		0- 0		NON-CONFERENCE		0- 3		0- 0		3- 3							
1- 2		0- 0		0- 0		HOME		0- 2		0- 0		1- 0							
0- 2		0- 0		0- 0		AWAY		0- 1		0- 0		0- 1							
2- 2		0- 0		0- 0		NEUTRAL		0- 0		0- 0		2- 2							
13- 4		0- 0		0- 1		CONFERENCE		1- 1		1- 2		11- 0							
7- 2		0- 0		0- 1		HOME		0- 1		1- 0		6- 0							
6- 2		0- 0		0- 0		AWAY		1- 0		0- 2		5- 0							
0- 0		0- 0		0- 0		NEUTRAL		0- 0		0- 0		0- 0							
RPI S	Opponent	Score		RPI S	Opponent	Score		RPI S	Opponent	Score		RPI S	Opponent	Score					
				46 H	Central Ark.	1 3		67 H	Washington St.	0 3		126 A	A&M-Corpus Christi	1 3					
								88 A	SMU	0 3		126 A	A&M-Corpus Christi	0 3					
								96 H	Oral Roberts	0 3		126 H	A&M-Corpus Christi	3 0					
								98 A	Northwestern St.	3 1		153 A	Appalachian St.	0 3					
								100 H	Texas St.	0 3		182 A	Stephen F. Austin	3 0					
												194 N	Davidson	1 3					
												205 A	Houston Baptist	3 0					
												205 H	Houston Baptist	3 0					
												249 A	Lamar	3 1					
												249 H	Lamar	3 0					
												256 N	Loyola Maryland	3 1					
												264 H	Southeastern La.	3 1					
												265 A	McNeese St.	3 0					
												265 H	McNeese St.	3 0					
												281 N	Norfolk St.	1 3					
												294 A	Nicholls St.	3 0					
												294 H	Nicholls St.	3 1					
												298 H	New Orleans	3 0					
												309 H	Jackson St.	3 0					
												330 N	Grambling	3 0					
				LAST 10 GAMES															
				126 A	A&M-Corpus Christi	1 3		46 H	Central Ark.	1 3									
				126 A	A&M-Corpus Christi	0 3		96 H	Oral Roberts	0 3									
				205 A	Houston Baptist	3 0		98 A	Northwestern St.	3 1									
				294 H	Nicholls St.	3 1		182 A	Stephen F. Austin	3 0									
				265 H	McNeese St.	3 0		264 H	Southeastern La.	3 1									

Non-Div. I Games: Abilene Christian 3 2 Incarnate Word 2 3

Sam Houston St.

Average RPI Win: 255		WON-LOST	WINNING	LAST 10	STRENGTH OF		OPP. STRENGTH	TEAM	ADJ	CONF.	ADJ CONF.
Average RPI Loss: 93		RECORD	PCT. RANK	GAMES	SCHEDULE		OF SCHEDULE	RPI	RPI	RPI	RPI
DIV. I ONLY		14- 19	.42424	214	3- 7		82	200	163	.48894	161
DIV. I NON-CONF.		4- 9	.30769	258	0- 0		25	84	125	.52112	125
TOTALS		RPI 1-25	RPI 26-50		W-L RECORDS		RPI 51-100		RPI 101-150		RPI 150+
14- 19	0- 3	0- 2		OVERALL		0- 9		0- 2		14- 3	
6- 8	0- 2	0- 1		HOME		0- 3		0- 1		6- 1	
7- 7	0- 1	0- 0		AWAY		0- 3		0- 1		7- 2	
1- 4	0- 0	0- 1		NEUTRAL		0- 3		0- 0		1- 0	
4- 9	0- 3	0- 2		NON-CONFERENCE		0- 2		0- 2		4- 0	
1- 4	0- 2	0- 1		HOME		0- 0		0- 1		1- 0	
3- 2	0- 1	0- 0		AWAY		0- 0		0- 1		3- 0	
0- 3	0- 0	0- 1		NEUTRAL		0- 2		0- 0		0- 0	
10- 10	0- 0	0- 0		CONFERENCE		0- 7		0- 0		10- 3	
5- 4	0- 0	0- 0		HOME		0- 3		0- 0		5- 1	
4- 5	0- 0	0- 0		AWAY		0- 3		0- 0		4- 2	
1- 1	0- 0	0- 0		NEUTRAL		0- 1		0- 0		1- 0	
RPI S Opponent	Score		RPI S Opponent	Score		RPI S Opponent	Score		RPI S Opponent	Score	
1 H Penn St.	0	3	43 N Ohio St.	0	3	52 N VCU	0	3	109 A IUPUI	0	3
11 H Marquette	0	3	46 H Central Ark.	1	3	69 A Lipscomb	0	3	135 H South Fla.	1	3
17 A Florida St.	0	3				69 H Lipscomb	1	3	175 A FIU	3	2
						76 A East Tenn. St.	0	3	189 H Fla. Atlantic	3	2
						76 H East Tenn. St.	2	3	211 A Kennesaw St.	0	3
						86 A Jacksonville	1	3	211 H Kennesaw St.	3	1
						86 H Jacksonville	0	3	212 A Florida A&M	3	1
						86 N Jacksonville	1	3	233 A Northern Ky.	3	0
						91 N Illinois St.	0	3	233 H Northern Ky.	3	1
									254 A North Florida	2	3
									254 H North Florida	3	0
									257 A Stetson	3	0
									257 H Stetson	1	3
									257 N Stetson	3	2
									306 A USC Upstate	3	2
									306 H USC Upstate	3	1
									307 A Mercer	3	2
									307 H Mercer	3	0
									328 A Bethune-Cookman	3	0
			LAST 10 GAMES								
86 N Jacksonville	1	3	86 A Jacksonville	1	3	306 H USC Upstate	3	1			
257 N Stetson	3	2	76 H East Tenn. St.	2	3	254 A North Florida	2	3			
69 A Lipscomb	0	3	211 A Kennesaw St.	0	3						
233 A Northern Ky.	3	0									
257 H Stetson	1	3									

Non-Div. I Games:

FGCU



Average RPI Win:		187	WON-LOST RECORD		WINNING PCT. RANK		LAST 10 GAMES		STRENGTH OF SCHEDULE		OPP. STRENGTH OF SCHEDULE		TEAM RPI	ADJ RPI		CONF. RPI	ADJ CONF. RPI
DIV. I ONLY			12- 20		.375 245		4- 6		93		83		175	.48866 162		6	6
DIV. I NON-CONF.			6- 6		.5 166		0- 0		191		193		183	.47592 182		6	6
TOTALS		RPI 1-25		RPI 26-50		W-L RECORDS		RPI 51-100		RPI 101-150		RPI 150+					
12- 20		1- 4		0- 0		OVERALL		1- 7		1- 6		9- 3					
8- 8		1- 1		0- 0		HOME		1- 3		1- 3		5- 1					
2- 10		0- 3		0- 0		AWAY		0- 4		0- 2		2- 1					
2- 2		0- 0		0- 0		NEUTRAL		0- 0		0- 1		2- 1					
6- 6		0- 0		0- 0		NON-CONFERENCE		0- 2		0- 2		6- 2					
3- 3		0- 0		0- 0		HOME		0- 1		0- 1		3- 1					
1- 1		0- 0		0- 0		AWAY		0- 1		0- 0		1- 0					
2- 2		0- 0		0- 0		NEUTRAL		0- 0		0- 1		2- 1					
6- 14		1- 4		0- 0		CONFERENCE		1- 5		1- 4		3- 1					
5- 5		1- 1		0- 0		HOME		1- 2		1- 2		2- 0					
1- 9		0- 3		0- 0		AWAY		0- 3		0- 2		1- 1					
0- 0		0- 0		0- 0		NEUTRAL		0- 0		0- 0		0- 0					
RPI	S	Opponent		Score		RPI	S	Opponent		Score		RPI	S	Opponent		Score	
14	A	Duke		1 <span>3</span>								53	A	Miami (FL)		1 <span>3</span>	
14	H	Duke		0 <span>3</span>								53	H	Miami (FL)		1 <span>3</span>	
17	A	Florida St.		0 <span>3</span>								57	A	North Carolina St.		2 <span>3</span>	
17	H	Florida St.		3 1								63	H	Col. of Charleston		0 <span>3</span>	
24	A	North Carolina		0 <span>3</span>								66	H	Virginia Tech		3 1	
												68	A	New Mexico		1 <span>3</span>	
												72	H	Virginia		2 <span>3</span>	
												82	A	Pittsburgh		0 <span>3</span>	

Non-Div. I Games:

Georgia Tech

Average RPI Win: 216		WON-LOST	WINNING	LAST 10	STRENGTH OF		OPP. STRENGTH	TEAM	ADJ	CONF.	ADJ CONF.	
Average RPI Loss: 159		RECORD	PCT. RANK	GAMES	SCHEDULE		OF SCHEDULE	RPI	RPI	RPI	RPI	
DIV. I ONLY		14- 9	.6087	97	7- 3		231	199	149	.48796	163	
DIV. I NON-CONF.		5- 4	.55556	149	0- 0		236	174	181	.47954	179	
TOTALS		RPI 1-25	RPI 26-50		W-L RECORDS		RPI 51-100		RPI 101-150		RPI 150+	
14- 9	0- 0	1- 1		OVERALL		1- 2		0- 1		12- 5		
9- 2	0- 0	1- 0		HOME		0- 0		0- 0		8- 2		
4- 6	0- 0	0- 1		AWAY		0- 2		0- 0		4- 3		
1- 1	0- 0	0- 0		NEUTRAL		1- 0		0- 1		0- 0		
5- 4	0- 0	0- 0		NON-CONFERENCE		1- 2		0- 1		4- 1		
3- 1	0- 0	0- 0		HOME		0- 0		0- 0		3- 1		
1- 2	0- 0	0- 0		AWAY		0- 2		0- 0		1- 0		
1- 1	0- 0	0- 0		NEUTRAL		1- 0		0- 1		0- 0		
9- 5	0- 0	1- 1		CONFERENCE		0- 0		0- 0		8- 4		
6- 1	0- 0	1- 0		HOME		0- 0		0- 0		5- 1		
3- 4	0- 0	0- 1		AWAY		0- 0		0- 0		3- 3		
0- 0	0- 0	0- 0		NEUTRAL		0- 0		0- 0		0- 0		
RPI S	Opponent	Score		RPI S	Opponent	Score		RPI S	Opponent	Score		
				45 A Yale	0 3		78 A Northeastern	1 3		117 N San Francisco	1 3	
				45 H Yale	3 2		88 N SMU	3 2		171 A Penn	3 1	
							89 A San Diego St.	1 3		171 H Penn	2 3	
										199 H New Hampshire	2 3	
										203 H Hofstra	3 1	
										221 A Brown	2 3	
										221 H Brown	3 1	
										227 A Cornell	3 0	
										227 H Cornell	3 1	
										231 A Boston College	3 1	
										240 A Dartmouth	2 3	
										240 H Dartmouth	3 0	
										248 A Princeton	3 0	
										248 H Princeton	3 0	
										272 A Columbia	1 3	
										272 H Columbia	3 0	
										280 H Holy Cross	3 2	
										329 H UMass Lowell	3 0	
				LAST 10 GAMES								
				227 A Cornell	3 0		221 H Brown	3 1				
				272 A Columbia	1 3		240 A Dartmouth	2 3				
				171 H Penn	2 3		248 A Princeton	3 0				
				248 H Princeton	3 0		171 A Penn	3 1				
				45 H Yale	3 2		272 H Columbia	3 0				

Non-Div. I Games:

Harvard

Average RPI Win:		188	WON-LOST RECORD		WINNING PCT. RANK		LAST 10 GAMES		STRENGTH OF SCHEDULE		OPP. STRENGTH OF SCHEDULE		TEAM RPI		ADJ RPI		CONF. RPI		ADJ CONF. RPI					
Average RPI Loss:		83																						
DIV. I ONLY			12- 17		.41379 222		4- 6		107		86		164		.48753 164		8		8					
DIV. I NON-CONF.			6- 7		.46154 189		0- 0		107		119		135		.50995 134		8		8					
TOTALS		RPI 1-25		RPI 26-50		W-L RECORDS		RPI 51-100		RPI 101-150		RPI 150+												
12- 17		0- 4		0- 3		OVERALL		2- 5		3- 2		7- 3												
2- 6		0- 1		0- 1		HOME		1- 1		1- 1		0- 2												
5- 10		0- 3		0- 2		AWAY		0- 3		2- 1		3- 1												
5- 1		0- 0		0- 0		NEUTRAL		1- 1		0- 0		4- 0												
6- 7		0- 2		0- 1		NON-CONFERENCE		1- 2		0- 1		5- 1												
0- 0		0- 0		0- 0		HOME		0- 0		0- 0		0- 0												
1- 6		0- 2		0- 1		AWAY		0- 1		0- 1		1- 1												
5- 1		0- 0		0- 0		NEUTRAL		1- 1		0- 0		4- 0												
6- 10		0- 2		0- 2		CONFERENCE		1- 3		3- 1		2- 2												
2- 6		0- 1		0- 1		HOME		1- 1		1- 1		0- 2												
4- 4		0- 1		0- 1		AWAY		0- 2		2- 0		2- 0												
0- 0		0- 0		0- 0		NEUTRAL		0- 0		0- 0		0- 0												
RPI S	Opponent		Score		RPI S	Opponent		Score		RPI S	Opponent		Score		RPI S	Opponent		Score						
6 A	Stanford		0 3		32 A	Cal St. Northridge		0 3		51 A	Arizona St.		0 3		110 A	UC Irvine		3 2						
20 A	Hawaii		0 3		32 H	Cal St. Northridge		2 3		58 N	Kansas St.		1 3		110 H	UC Irvine		3 0						
20 H	Hawaii		0 3		35 A	California		0 3		62 A	UC Santa Barbara		1 3		127 A	Santa Clara		0 3						
23 A	Colorado St.		0 3							62 H	UC Santa Barbara		0 3		149 A	UC Davis		3 0						
										80 A	Long Beach St.		0 3		149 H	UC Davis		1 3						
										80 H	Long Beach St.		3 0		181 A	Northern Colo.		1 3						
										94 N	Baylor		3 2		191 A	Cal St. Fullerton		3 1						
															191 H	Cal St. Fullerton		1 3						
															202 N	Central Conn. St.		3 0						
															229 A	Sacramento St.		3 2						
															238 N	San Jose St.		3 1						
															275 N	Alabama St.		3 1						
															287 A	UC Riverside		3 0						
															287 H	UC Riverside		2 3						
															288 N	La.-Monroe		3 2						
					LAST 10 GAMES																			
					80 A Long Beach St.					0 3					32 A Cal St. Northridge					0 3				
					110 A UC Irvine					3 2					20 H Hawaii					0 3				
					191 H Cal St. Fullerton					1 3					62 H UC Santa Barbara					0 3				
					287 H UC Riverside					2 3					287 A UC Riverside					3 0				
					149 A UC Davis					3 0					191 A Cal St. Fullerton					3 1				

Non-Div. I Games:

Cal Poly

[illegible]

**Non-Div. I Games:**

Utah Valley

Average RPI Win:		242	WON-LOST RECORD		WINNING PCT. RANK		LAST 10 GAMES		STRENGTH OF SCHEDULE		OPP. STRENGTH OF SCHEDULE		TEAM RPI		ADJ RPI		CONF. RPI		ADJ CONF. RPI					
Average RPI Loss:		135																						
DIV. I ONLY			17- 13		.56667		124		6- 4		194		243		160		.48677		166		18		18	
DIV. I NON-CONF.			7- 6		.53846		156		0- 0		219		247		185		.46797		192		24		26	
TOTALS		RPI 1-25		RPI 26-50				W-L RECORDS				RPI 51-100				RPI 101-150				RPI 150+				
17- 13		0- 0		0- 1				OVERALL				1- 3				1- 3				15- 6				
9- 5		0- 0		0- 0				HOME				0- 2				1- 0				8- 3				
5- 6		0- 0		0- 1				AWAY				0- 1				0- 3				5- 1				
3- 2		0- 0		0- 0				NEUTRAL				1- 0				0- 0				2- 2				
7- 6		0- 0		0- 1				NON-CONFERENCE				1- 1				0- 1				6- 3				
3- 3		0- 0		0- 0				HOME				0- 1				0- 0				3- 2				
1- 2		0- 0		0- 1				AWAY				0- 0				0- 1				1- 0				
3- 1		0- 0		0- 0				NEUTRAL				1- 0				0- 0				2- 1				
10- 7		0- 0		0- 0				CONFERENCE				0- 2				1- 2				9- 3				
6- 2		0- 0		0- 0				HOME				0- 1				1- 0				5- 1				
4- 4		0- 0		0- 0				AWAY				0- 1				0- 2				4- 1				
0- 1		0- 0		0- 0				NEUTRAL				0- 0				0- 0				0- 1				
RPI	S	Opponent		Score		RPI	S	Opponent		Score		RPI	S	Opponent		Score		RPI	S	Opponent		Score		
						36	A	Georgia		1	3	73	A	Ga. Southern		2	3	104	A	Wake Forest		0	3	
												73	H	Ga. Southern		0	3	108	A	Samford		0	3	
												76	N	East Tenn. St.		3	2	123	A	Furman		0	3	
												92	H	TCU		1	3	123	H	Furman		3	1	
																		153	H	Appalachian St.		0	3	
																		153	N	Appalachian St.		0	3	
																		194	A	Davidson		2	3	
																		194	H	Davidson		3	1	
																		201	H	High Point		1	3	
																		206	N	La.-Lafayette		0	3	
																		208	H	Western Caro.		3	0	
																		214	A	Elon		3	0	
																		214	H	Elon		3	1	
																		232	N	East Carolina		3	0	
																		236	H	Murray St.		2	3	
																		254	N	North Florida		3	1	
																		258	A	Wofford		3	1	
																		258	H	Wofford		3	1	
																		267	H	George Mason		3	0	
																		275	H	Alabama St.		3	0	
																		290	A	Chattanooga		3	2	
																		305	A	Citadel		3	1	
																		305	H	Citadel		3	0	
																		314	A	N.C. A&T		3	0	
																		326	H	N.C. Central		3	0	
LAST 10 GAMES																								
						153	N	Appalachian St.		0	3	153	H	Appalachian St.		0	3	305	H	Citadel		3	0	
						194	H	Davidson		3	1	208	H	Western Caro.		3	0	314	A	N.C. A&T		3	0	
						214	A	Elon		3	0	123	H	Furman		3	1	326	H	N.C. Central		3	0	
						258	A	Wofford		3	1	258	H	Wofford		3	1							
						123	A	Furman		0	3	108	A	Samford		0	3							

Non-Div. I Games:

UNC Greensboro





[illegible]

**Non-Div. I Games:**

Marist



RPI	S	Opponent	Score	
325	H	Saint Peter's	3	0
329	H	UMass Lowell	3	0

Marist

M  
a  
r  
i  
s  
t

M  
a  
r  
i  
s  
t

Average RPI Win: 222		WON-LOST	WINNING	LAST 10	STRENGTH OF		OPP. STRENGTH	TEAM	ADJ	CONF.	ADJ CONF.
Average RPI Loss: 121		RECORD	PCT. RANK	GAMES	SCHEDULE		OF SCHEDULE	RPI	RPI	RPI	RPI
DIV. I ONLY		15- 20	.42857	212	4- 6		112	179	179	.48174	170
DIV. I NON-CONF.		5- 10	.33333	248	0- 0		114	171	198	.47263	187
TOTALS		RPI 1-25	RPI 26-50		W-L RECORDS		RPI 51-100		RPI 101-150		RPI 150+
15- 20	0- 1	0- 1		OVERALL		2- 5		1- 7		12- 6	
6- 4	0- 0	0- 0		HOME		1- 1		0- 1		5- 2	
5- 9	0- 1	0- 1		AWAY		1- 1		0- 2		4- 4	
4- 7	0- 0	0- 0		NEUTRAL		0- 3		1- 4		3- 0	
5- 10	0- 1	0- 1		NON-CONFERENCE		0- 2		0- 5		5- 1	
1- 0	0- 0	0- 0		HOME		0- 0		0- 0		1- 0	
1- 4	0- 1	0- 1		AWAY		0- 0		0- 1		1- 1	
3- 6	0- 0	0- 0		NEUTRAL		0- 2		0- 4		3- 0	
10- 10	0- 0	0- 0		CONFERENCE		2- 3		1- 2		7- 5	
5- 4	0- 0	0- 0		HOME		1- 1		0- 1		4- 2	
4- 5	0- 0	0- 0		AWAY		1- 1		0- 1		3- 3	
1- 1	0- 0	0- 0		NEUTRAL		0- 1		1- 0		0- 0	
RPI S	Opponent	Score		RPI S	Opponent	Score		RPI S	Opponent	Score	
5 A	Missouri	0 3		41 A	Alabama	0 3		55 A	Western Ky.	0 3	
								55 H	Western Ky.	0 3	
								73 N	Ga. Southern	1 3	
								82 N	Pittsburgh	0 3	
								100 A	Texas St.	3 2	
								100 H	Texas St.	3 2	
								100 N	Texas St.	0 3	
								101 N	Idaho St.	0 3	
								114 A	Ole Miss	1 3	
								118 N	UAB	0 3	
								124 A	UALR	1 3	
								124 H	UALR	2 3	
								124 N	UALR	3 2	
								130 N	South Dakota	1 3	
								136 N	Mississippi St.	1 3	
								159 A	Texas-Arlington	3 2	
								159 H	Texas-Arlington	0 3	
								176 A	Belmont	1 3	
								192 A	South Ala.	0 3	
								192 H	South Ala.	3 2	
								206 A	La.-Lafayette	0 3	
								206 H	La.-Lafayette	0 3	
								211 N	Kennesaw St.	3 2	
								217 A	Troy	1 3	
								217 H	Troy	3 2	
								225 A	Memphis	3 1	
								260 A	Georgia St.	3 1	
								260 H	Georgia St.	3 2	
								288 A	La.-Monroe	3 0	
								288 H	La.-Monroe	3 0	
								291 N	UT Martin	3 1	
								294 N	Nicholls St.	3 0	
								319 H	Ark.-Pine Bluff	3 0	
LAST 10 GAMES											
				100 N	Texas St.	0 3		217 A	Troy	1 3	
				124 N	UALR	3 2		206 A	La.-Lafayette	0 3	
				100 H	Texas St.	3 2		192 A	South Ala.	0 3	
				288 A	La.-Monroe	3 0		124 H	UALR	2 3	
				260 A	Georgia St.	3 1		55 A	Western Ky.	0 3	

Non-Div. I Games:

Arkansas St.

Average RPI Win:	243	WON-LOST	WINNING	LAST 10	STRENGTH OF	OPP. STRENGTH	TEAM	ADJ	CONF.	ADJ CONF.	
Average RPI Loss:	140	RECORD	PCT. RANK	GAMES	SCHEDULE	OF SCHEDULE	RPI	RPI	RPI	RPI	
DIV. I ONLY	14- 11	.56	133	7- 3	216	221	171	.48165	171	19	19
DIV. I NON-CONF.	6- 5	.54545	153	0- 0	212	227	178	.48475	169	21	21
<hr/>											
TOTALS	RPI 1-25	RPI 26-50		W-L RECORDS	RPI 51-100		RPI 101-150		RPI 150+		
14- 11	0- 0	0- 3		OVERALL	0- 1		0- 2		14- 5		
7- 4	0- 0	0- 2		HOME	0- 0		0- 0		7- 2		
5- 5	0- 0	0- 1		AWAY	0- 0		0- 2		5- 2		
2- 2	0- 0	0- 0		NEUTRAL	0- 1		0- 0		2- 1		
<hr/>											
6- 5	0- 0	0- 1		NON-CONFERENCE	0- 1		0- 2		6- 1		
3- 1	0- 0	0- 1		HOME	0- 0		0- 0		3- 0		
1- 2	0- 0	0- 0		AWAY	0- 0		0- 2		1- 0		
2- 2	0- 0	0- 0		NEUTRAL	0- 1		0- 0		2- 1		
<hr/>											
8- 6	0- 0	0- 2		CONFERENCE	0- 0		0- 0		8- 4		
4- 3	0- 0	0- 1		HOME	0- 0		0- 0		4- 2		
4- 3	0- 0	0- 1		AWAY	0- 0		0- 0		4- 2		
0- 0	0- 0	0- 0		NEUTRAL	0- 0		0- 0		0- 0		
<hr/>											
RPI S	Opponent	Score	RPI S	Opponent	Score	RPI S	Opponent	Score	RPI S	Opponent	Score
			30 H	American	0 3	84 N	LIU Brooklyn	2 3	134 A	Maryland	1 3
			45 A	Yale	1 3				143 A	Villanova	1 3
			45 H	Yale	0 3				156 N	UMKC	1 3
									163 A	Harvard	3 2
									163 H	Harvard	1 3
									183 H	Temple	3 2
									213 H	Delaware	3 2
									221 A	Brown	3 0
									221 H	Brown	2 3
									227 A	Cornell	3 2
									227 H	Cornell	3 2
									240 A	Dartmouth	3 1
									240 H	Dartmouth	3 1
									248 A	Princeton	2 3
									248 H	Princeton	3 0
									261 N	Sacred Heart	3 0
									272 A	Columbia	2 3
									272 H	Columbia	3 0
									281 N	Norfolk St.	3 2
									304 H	Weber St.	3 2
									323 A	La Salle	3 1
			LAST 10 GAMES								
			45 H	Yale	0 3	227 H	Cornell	3 2			
			221 H	Brown	2 3	248 H	Princeton	3 0			
			163 A	Harvard	3 2	240 H	Dartmouth	3 1			
			240 A	Dartmouth	3 1	163 H	Harvard	1 3			
			272 H	Columbia	3 0	221 A	Brown	3 0			

Non-Div. I Games:

Penn

Average RPI Win: 236		WON-LOST	WINNING	LAST 10	STRENGTH OF		OPP. STRENGTH	TEAM	ADJ	CONF.	ADJ CONF.
Average RPI Loss: 92		RECORD	PCT. RANK	GAMES	SCHEDULE		OF SCHEDULE	RPI	RPI	RPI	RPI
DIV. I ONLY		13- 18	.41935	217	5- 5		109	125	172	.4816	172
DIV. I NON-CONF.		6- 7	.46154	189	1- 0		87	141	131	.51127	132
TOTALS		RPI 1-25	RPI 26-50		W-L RECORDS		RPI 51-100		RPI 101-150		RPI 150+
13- 18	0- 2	0- 2		OVERALL		1- 7		0- 4		12- 3	
5- 6	0- 1	0- 1		HOME		0- 3		0- 1		5- 0	
4- 9	0- 1	0- 1		AWAY		1- 2		0- 3		3- 2	
4- 3	0- 0	0- 0		NEUTRAL		0- 2		0- 0		4- 1	
6- 7	0- 2	0- 0		NON-CONFERENCE		0- 2		0- 2		6- 1	
1- 1	0- 1	0- 0		HOME		0- 0		0- 0		1- 0	
1- 3	0- 1	0- 0		AWAY		0- 0		0- 2		1- 0	
4- 3	0- 0	0- 0		NEUTRAL		0- 2		0- 0		4- 1	
7- 11	0- 0	0- 2		CONFERENCE		1- 5		0- 2		6- 2	
4- 5	0- 0	0- 1		HOME		0- 3		0- 1		4- 0	
3- 6	0- 0	0- 1		AWAY		1- 2		0- 1		2- 2	
0- 0	0- 0	0- 0		NEUTRAL		0- 0		0- 0		0- 0	
RPI S	Opponent	Score		RPI S	Opponent	Score		RPI S	Opponent	Score	
3 H	Washington	0	3	38 A	Wichita St.	0	3	61 A	UNI	2	3
11 A	Marquette	0	3	38 H	Wichita St.	1	3	61 H	UNI	1	3
								65 N	Auburn	0	3
								70 A	Missouri St.	0	3
								70 H	Missouri St.	1	3
								74 N	West Virginia	0	3
								91 A	Illinois St.	3	0
								91 H	Illinois St.	1	3
								105 A	Southern Ill.	1	3
								105 H	Southern Ill.	1	3
								106 A	Toledo	2	3
								111 A	Notre Dame	0	3
								169 N	Marist	3	0
								178 N	Oakland	1	3
								186 N	Eastern Ill.	3	2
								223 A	Bradley	0	3
								223 H	Bradley	3	1
								232 A	East Carolina	3	0
								241 A	Evansville	3	0
								241 H	Evansville	3	0
								244 A	Indiana St.	0	3
								244 H	Indiana St.	3	1
								263 N	Morgan St.	3	2
								266 H	Ill.-Chicago	3	1
								303 A	Drake	3	0
								303 H	Drake	3	0
								305 N	Citadel	3	0
LAST 10 GAMES											
				61 A	UNI	2	3	266 H	Ill.-Chicago	3	1
				303 A	Drake	3	0	91 A	Illinois St.	3	0
				70 H	Missouri St.	1	3	244 A	Indiana St.	0	3
				38 H	Wichita St.	1	3	241 H	Evansville	3	0
				223 H	Bradley	3	1	105 H	Southern Ill.	1	3

Non-Div. I Games:

Loyola Chicago

Average RPI Win:	214	WON-LOST RECORD	WINNING PCT. RANK	LAST 10 GAMES	STRENGTH OF SCHEDULE	OPP. STRENGTH OF SCHEDULE	TEAM RPI	ADJ RPI	CONF. RPI	ADJ CONF. RPI		
DIV. I ONLY		16- 13	.55172	134	4- 6	217	173	169	.48137	173	17	17
DIV. I NON-CONF.		10- 3	.76923	46	0- 0	223	162	100	.54215	101	17	17
<hr/>												
TOTALS	RPI 1-25	RPI 26-50		W-L RECORDS		RPI 51-100		RPI 101-150		RPI 150+		
16- 13	0- 0	0- 0		OVERALL		1- 3		2- 6		13- 4		
4- 6	0- 0	0- 0		HOME		1- 0		1- 3		2- 3		
6- 5	0- 0	0- 0		AWAY		0- 2		0- 2		6- 1		
6- 2	0- 0	0- 0		NEUTRAL		0- 1		1- 1		5- 0		
<hr/>												
10- 3	0- 0	0- 0		NON-CONFERENCE		0- 1		2- 2		8- 0		
2- 1	0- 0	0- 0		HOME		0- 0		1- 1		1- 0		
3- 0	0- 0	0- 0		AWAY		0- 0		0- 0		3- 0		
5- 2	0- 0	0- 0		NEUTRAL		0- 1		1- 1		4- 0		
<hr/>												
6- 10	0- 0	0- 0		CONFERENCE		1- 2		0- 4		5- 4		
2- 5	0- 0	0- 0		HOME		1- 0		0- 2		1- 3		
3- 5	0- 0	0- 0		AWAY		0- 2		0- 2		3- 1		
1- 0	0- 0	0- 0		NEUTRAL		0- 0		0- 0		1- 0		
<hr/>												
RPI S	Opponent	Score	RPI S	Opponent	Score	RPI S	Opponent	Score	RPI S	Opponent	Score	
						57 N	North Carolina St.	0 3	103 A	Valparaiso	0 3	
						77 A	Milwaukee	0 3	103 H	Valparaiso	2 3	
						77 A	Milwaukee	1 3	104 N	Wake Forest	0 3	
						77 H	Milwaukee	3 2	110 H	UC Irvine	3 2	
									132 N	Eastern Mich.	3 1	
									144 H	IPFW	1 3	
									147 A	Green Bay	1 3	
									147 H	Green Bay	2 3	
									151 A	James Madison	3 1	
									178 A	Oakland	3 2	
									178 H	Oakland	0 3	
									178 N	Oakland	3 1	
									193 A	Youngstown St.	0 3	
									193 H	Youngstown St.	2 3	
									201 H	High Point	3 0	
									226 N	Navy	3 1	
									233 N	Northern Ky.	3 0	
									234 N	Campbell	3 1	
									266 A	Ill.-Chicago	3 1	
									266 H	Ill.-Chicago	2 3	
									270 A	Cincinnati	3 0	
									282 A	Canisius	3 0	
									292 N	Hartford	3 0	
									296 A	Wright St.	3 1	
									296 H	Wright St.	3 0	
			LAST 10 GAMES									
			77 A	Milwaukee	1 3	103 A	Valparaiso	0 3				
			178 N	Oakland	3 1	296 H	Wright St.	3 0				
			77 H	Milwaukee	3 2	178 H	Oakland	0 3				
			147 H	Green Bay	2 3	193 H	Youngstown St.	2 3				
			266 A	Ill.-Chicago	3 1	147 A	Green Bay	1 3				

Non-Div. I Games:

Cleveland St.

Average RPI Win:	181	WON-LOST	WINNING	LAST 10		STRENGTH OF	OPP. STRENGTH	TEAM		ADJ	CONF.	ADJ CONF.			
Average RPI Loss:	93	RECORD	PCT. RANK	GAMES		SCHEDULE	OF SCHEDULE	RPI		RPI	RPI	RPI			
DIV. I ONLY		10- 19	.34483	253	2- 8	45	90	158		.48129	174	5			
DIV. I NON-CONF.		6- 7	.46154	189	0- 0	113	220	152		.48268	172	7			
<hr/>															
TOTALS	RPI 1-25	RPI 26-50		W-L RECORDS		RPI 51-100		RPI 101-150		RPI 150+					
10- 19	0- 5	0- 3		OVERALL		2- 4		3- 2		5- 5					
2- 7	0- 2	0- 1		HOME		0- 2		2- 1		0- 1					
4- 10	0- 3	0- 2		AWAY		1- 2		1- 1		2- 2					
4- 2	0- 0	0- 0		NEUTRAL		1- 0		0- 0		3- 2					
6- 7	0- 1	0- 1		NON-CONFERENCE		1- 1		1- 0		4- 4					
1- 0	0- 0	0- 0		HOME		0- 0		1- 0		0- 0					
1- 5	0- 1	0- 1		AWAY		0- 1		0- 0		1- 2					
4- 2	0- 0	0- 0		NEUTRAL		1- 0		0- 0		3- 2					
4- 12	0- 4	0- 2		CONFERENCE		1- 3		2- 2		1- 1					
1- 7	0- 2	0- 1		HOME		0- 2		1- 1		0- 1					
3- 5	0- 2	0- 1		AWAY		1- 1		1- 1		1- 0					
0- 0	0- 0	0- 0		NEUTRAL		0- 0		0- 0		0- 0					
RPI S	Opponent	Score		RPI S	Opponent	Score		RPI S	Opponent	Score		RPI S	Opponent	Score	
4 A	Florida	0	3	30 A	American	0	3	60 A	Xavier	0	3	128 A	St. John's (NY)	3	2
11 A	Marquette	0	3	42 A	Butler	0	3	60 H	Xavier	2	3	128 H	St. John's (NY)	0	3
11 H	Marquette	0	3	42 H	Butler	0	3	74 A	West Virginia	2	3	143 A	Villanova	1	3
18 A	Creighton	0	3					79 A	Seton Hall	3	0	143 H	Villanova	3	2
18 H	Creighton	1	3					79 H	Seton Hall	2	3	150 H	George Washington	3	0
								95 N	Western Mich.	3	2	158 A	DePaul	3	1
												158 H	DePaul	0	3
												190 A	Liberty	1	3
												222 N	Iona	3	1
												228 N	UMBC	2	3
												234 A	Campbell	2	3
												244 N	Indiana St.	2	3
												245 N	Howard	3	1
												267 A	George Mason	3	1
												326 N	N.C. Central	3	0
				LAST 10 GAMES											
18 A	Creighton	0	3	60 H	Xavier	2	3								
60 A	Xavier	0	3	143 H	Villanova	3	2								
42 A	Butler	0	3	11 A	Marquette	0	3								
42 H	Butler	0	3	158 A	DePaul	3	1								
18 H	Creighton	1	3	128 H	St. John's (NY)	0	3								

Non-Div. I Games:

Georgetown







Average RPI Win: 219		WON-LOST	WINNING	LAST 10	STRENGTH OF		OPP. STRENGTH	TEAM	ADJ	CONF.	ADJ CONF.				
Average RPI Loss: 103		RECORD	PCT. RANK	GAMES	SCHEDULE		OF SCHEDULE	RPI	RPI	RPI	RPI				
DIV. I ONLY		12- 16	.42857	212	3- 7		136	127	187	.47933	177	9	9		
DIV. I NON-CONF.		8- 4	.66667	81	0- 0		170	177	111	.53307	113	10	10		
-----															
TOTALS		RPI 1-25		RPI 26-50		W-L RECORDS		RPI 51-100		RPI 101-150		RPI 150+			
12- 16		0- 0		0- 2		OVERALL		0- 7		1- 5		11- 2			
5- 5		0- 0		0- 1		HOME		0- 2		1- 1		4- 1			
3- 9		0- 0		0- 1		AWAY		0- 5		0- 2		3- 1			
4- 2		0- 0		0- 0		NEUTRAL		0- 0		0- 2		4- 0			
8- 4		0- 0		0- 0		NON-CONFERENCE		0- 2		0- 2		8- 0			
2- 0		0- 0		0- 0		HOME		0- 0		0- 0		2- 0			
2- 2		0- 0		0- 0		AWAY		0- 2		0- 0		2- 0			
4- 2		0- 0		0- 0		NEUTRAL		0- 0		0- 2		4- 0			
4- 12		0- 0		0- 2		CONFERENCE		0- 5		1- 3		3- 2			
3- 5		0- 0		0- 1		HOME		0- 2		1- 1		2- 1			
1- 7		0- 0		0- 1		AWAY		0- 3		0- 2		1- 1			
0- 0		0- 0		0- 0		NEUTRAL		0- 0		0- 0		0- 0			
RPI S	Opponent	Score		RPI S	Opponent	Score		RPI S	Opponent	Score		RPI S	Opponent	Score	
				39 A	Ohio	1 <div>3</div>		59 A	Northwestern	0 <div>3</div>		106 A	Toledo	1 <div>3</div>	
				39 H	Ohio	2 <div>3</div>		60 A	Xavier	0 <div>3</div>		109 N	IUPUI	1 <div>3</div>	
								64 A	Ball St.	1 <div>3</div>		132 H	Eastern Mich.	3 2	
								75 A	Northern Ill.	1 <div>3</div>		135 N	South Fla.	1 <div>3</div>	
								85 A	Bowling Green	2 <div>3</div>		142 A	Buffalo	0 <div>3</div>	
								85 H	Bowling Green	2 <div>3</div>		142 H	Buffalo	1 <div>3</div>	
								95 H	Western Mich.	2 <div>3</div>		176 A	Belmont	3 0	
												193 N	Youngstown St.	3 2	
												198 A	Saint Louis	3 2	
												200 H	Central Mich.	1 <div>3</div>	
												215 A	Kent St.	0 <div>3</div>	
												215 H	Kent St.	3 1	
												223 N	Bradley	3 2	
												225 N	Memphis	3 1	
												233 H	Northern Ky.	3 2	
												241 H	Evansville	3 0	
												259 A	Akron	3 1	
												259 H	Akron	3 0	
												277 N	Gardner-Webb	3 0	
				LAST 10 GAMES											
				259 A	Akron	3 1		85 A	Bowling Green	2 <div>3</div>					
				142 A	Buffalo	0 <div>3</div>		64 A	Ball St.	1 <div>3</div>					
				39 H	Ohio	2 <div>3</div>		106 A	Toledo	1 <div>3</div>					
				215 H	Kent St.	3 1		200 H	Central Mich.	1 <div>3</div>					
				75 A	Northern Ill.	1 <div>3</div>		132 H	Eastern Mich.	3 2					

Non-Div. I Games:

Miami (OH)

Average RPI Win:	211	WON-LOST RECORD	WINNING PCT. RANK	LAST 10 GAMES	STRENGTH OF SCHEDULE	OPP. STRENGTH OF SCHEDULE	TEAM RPI	ADJ RPI	CONF. RPI	ADJ CONF. RPI	
DIV. I ONLY	15- 15	.5	169	7- 3	212	140	190	.47807	178	17	17
DIV. I NON-CONF.	6- 9	.4	218	0- 0	232	103	221	.45081	215	17	17
<hr/>											
TOTALS	RPI 1-25	RPI 26-50		W-L RECORDS		RPI 51-100		RPI 101-150		RPI 150+	
15- 15	0- 0	0- 1		OVERALL		0- 5		3- 6		12- 3	
6- 5	0- 0	0- 0		HOME		0- 2		2- 2		4- 1	
5- 6	0- 0	0- 0		AWAY		0- 2		0- 4		5- 0	
4- 4	0- 0	0- 1		NEUTRAL		0- 1		1- 0		3- 2	
<hr/>											
6- 9	0- 0	0- 1		NON-CONFERENCE		0- 3		1- 4		5- 1	
1- 3	0- 0	0- 0		HOME		0- 1		0- 2		1- 0	
1- 3	0- 0	0- 0		AWAY		0- 1		0- 2		1- 0	
4- 3	0- 0	0- 1		NEUTRAL		0- 1		1- 0		3- 1	
<hr/>											
9- 6	0- 0	0- 0		CONFERENCE		0- 2		2- 2		7- 2	
5- 2	0- 0	0- 0		HOME		0- 1		2- 0		3- 1	
4- 3	0- 0	0- 0		AWAY		0- 1		0- 2		4- 0	
0- 1	0- 0	0- 0		NEUTRAL		0- 0		0- 0		0- 1	
<hr/>											
RPI S	Opponent	Score	RPI S	Opponent	Score	RPI S	Opponent	Score	RPI S	Opponent	Score
			47 N	Colorado	0 3	65 N	Auburn	0 3	103 A	Valparaiso	1 3
						75 A	Northern Ill.	0 3	103 H	Valparaiso	3 2
						77 A	Milwaukee	1 3	111 A	Notre Dame	1 3
						77 H	Milwaukee	0 3	132 A	Eastern Mich.	0 3
						85 H	Bowling Green	0 3	138 H	Oregon St.	0 3
									143 H	Villanova	1 3
									144 N	IPFW	3 1
									147 A	Green Bay	2 3
									147 H	Green Bay	3 1
									167 A	Syracuse	3 1
									172 N	Loyola Chicago	3 1
									173 A	Cleveland St.	3 0
									173 H	Cleveland St.	2 3
									173 N	Cleveland St.	1 3
									193 A	Youngstown St.	3 1
									193 H	Youngstown St.	3 1
									200 H	Central Mich.	3 1
									243 N	Western Ill.	2 3
									262 N	Stony Brook	3 0
									266 A	Ill.-Chicago	3 0
									266 H	Ill.-Chicago	3 2
									285 N	Rutgers	3 1
									296 A	Wright St.	3 0
									296 H	Wright St.	3 0
					</						

Non-Div. I Games:

Oakland

Average RPI Win:		230	WON-LOST RECORD		WINNING PCT. RANK		LAST 10 GAMES		STRENGTH OF SCHEDULE		OPP. STRENGTH OF SCHEDULE		TEAM RPI		ADJ RPI		CONF. RPI		ADJ CONF. RPI	
Average RPI Loss:		115																		
DIV. I ONLY			17- 14		.54839 136		6- 4		232		163		177		.47798 179		11		11	
DIV. I NON-CONF.			9- 6		.6 116		0- 0		301		226		213		.44928 216		12		11	
TOTALS		RPI 1-25		RPI 26-50		W-L RECORDS		RPI 51-100		RPI 101-150		RPI 150+								
17- 14		0- 0		0- 4		OVERALL		0- 3		3- 3		14- 4								
8- 4		0- 0		0- 1		HOME		0- 0		2- 1		6- 2								
4- 6		0- 0		0- 1		AWAY		0- 3		0- 2		4- 0								
5- 4		0- 0		0- 2		NEUTRAL		0- 0		1- 0		4- 2								
9- 6		0- 0		0- 1		NON-CONFERENCE		0- 1		1- 1		8- 3								
4- 1		0- 0		0- 0		HOME		0- 0		0- 0		4- 1								
1- 2		0- 0		0- 0		AWAY		0- 1		0- 1		1- 0								
4- 3		0- 0		0- 1		NEUTRAL		0- 0		1- 0		3- 2								
8- 8		0- 0		0- 3		CONFERENCE		0- 2		2- 2		6- 1								
4- 3		0- 0		0- 1		HOME		0- 0		2- 1		2- 1								
3- 4		0- 0		0- 1		AWAY		0- 2		0- 1		3- 0								
1- 1		0- 0		0- 1		NEUTRAL		0- 0		0- 0		1- 0								
RPI	S	Opponent		Score	RPI	S	Opponent		Score	RPI	S	Opponent		Score						
					36	N	Georgia	0	3	54	A	Tulane	1	3						
					37	A	Tulsa	1	3	87	A	Middle Tenn.	1	3						
					49	H	UTSA	1	3	98	A	Northwestern St.	1	3						
					49	N	UTSA	0	3											

**Non-Div. I Games:**

Southern Miss.

Average RPI Win: 199		WON-LOST RECORD		WINNING PCT. RANK		LAST 10 GAMES		STRENGTH OF SCHEDULE		OPP. STRENGTH OF SCHEDULE		TEAM RPI		ADJ RPI		CONF. RPI		ADJ CONF. RPI	
DIV. I ONLY		18- 11		.62069 83		5- 5		247		213		153		.47594 180		25		25	
DIV. I NON-CONF.		5- 3		.625 105		0- 0		140		137		106		.53328 112		20		18	
TOTALS		RPI 1-25		RPI 26-50		W-L RECORDS		RPI 51-100		RPI 101-150		RPI 150+							
18- 11		0- 0		0- 1		OVERALL		2- 2		4- 1		12- 7							
11- 2		0- 0		0- 1		HOME		2- 0		3- 0		6- 1							
5- 7		0- 0		0- 0		AWAY		0- 2		1- 1		4- 4							
2- 2		0- 0		0- 0		NEUTRAL		0- 0		0- 0		2- 2							
5- 3		0- 0		0- 1		NON-CONFERENCE		1- 1		1- 0		3- 1							
2- 1		0- 0		0- 1		HOME		1- 0		1- 0		0- 0							
1- 1		0- 0		0- 0		AWAY		0- 1		0- 0		1- 0							
2- 1		0- 0		0- 0		NEUTRAL		0- 0		0- 0		2- 1							
13- 8		0- 0		0- 0		CONFERENCE		1- 1		3- 1		9- 6							
9- 1		0- 0		0- 0		HOME		1- 0		2- 0		6- 1							
4- 6		0- 0		0- 0		AWAY		0- 1		1- 1		3- 4							
0- 1		0- 0		0- 0		NEUTRAL		0- 0		0- 0		0- 1							
RPI S	Opponent	Score		RPI S	Opponent	Score		RPI S	Opponent	Score		RPI S	Opponent	Score					
				32 H	Cal St. Northridge	1	3	68 A	New Mexico	0	3	101 A	Idaho St.	3	2				
								83 A	Portland St.	1	3	101 H	Idaho St.	3	2				
								83 H	Portland St.	3	0	112 A	North Dakota	0	3				
								89 H	San Diego St.	3	0	112 H	North Dakota	3	0				
												139 H	Idaho	3	0				
												181 A	Northern Colo.	2	3				
												181 H	Northern Colo.	2	3				
												195 A	Montana	3	1				
												195 H	Montana	3	1				
												195 N	Montana	2	3				
												219 A	William & Mary	3	0				
												220 N	Towson	0	3				
												229 A	Sacramento St.	1	3				
												229 H	Sacramento St.	3	0				
												230 A	Eastern Wash.	3	0				
												230 H	Eastern Wash.	3	0				
												234 N	Campbell	3	0				
												238 N	San Jose St.	3	0				
												286 A	Montana St.	2	3				
												286 H	Montana St.	3	1				
												299 A	Southern Utah	2	3				
												299 H	Southern Utah	3	0				
												304 A	Weber St.	3	0				
												304 H	Weber St.	3	0				
LAST 10 GAMES																			
				195 N	Montana	2	3	83 A	Portland St.	1	3	304 A	Weber St.	3	0				
				181 A	Northern Colo.	2	3	230 A	Eastern Wash.	3	0	304 H	Weber St.	3	0				
				112 A	North Dakota	0	3	299 A	Southern Utah	2	3								
				286 H	Montana St.	3	1	229 H	Sacramento St.	3	0								
				195 H	Montana	3	1	101 A	Idaho St.	3	2								

Non-Div. I Games: Abilene Christian 3 0

Northern Ariz.

Average RPI Win:		202	WON-LOST		WINNING		LAST 10		STRENGTH OF		OPP. STRENGTH		TEAM	ADJ		CONF.	ADJ CONF.	
Average RPI Loss:		117	RECORD		PCT. RANK		GAMES		SCHEDULE		OF SCHEDULE		RPI	RPI		RPI	RPI	
DIV. I ONLY			14- 17		.45161		201		5- 5		154		143		188		.47364	
DIV. I NON-CONF.			4- 6		.4		218		0- 0		34		12		94		.55187	
TOTALS		RPI 1-25		RPI 26-50		W-L RECORDS		RPI 51-100		RPI 101-150		RPI 150+						
14- 17		0- 2		0- 4		OVERALL		2- 2		2- 4		10- 5						
7- 6		0- 0		0- 1		HOME		1- 1		0- 2		6- 2						
5- 8		0- 2		0- 1		AWAY		0- 1		1- 1		4- 3						
2- 3		0- 0		0- 2		NEUTRAL		1- 0		1- 1		0- 0						
4- 6		0- 2		0- 4		NON-CONFERENCE		2- 0		1- 0		1- 0						
2- 1		0- 0		0- 1		HOME		1- 0		0- 0		1- 0						
0- 3		0- 2		0- 1		AWAY		0- 0		0- 0		0- 0						
2- 2		0- 0		0- 2		NEUTRAL		1- 0		1- 0		0- 0						
10- 11		0- 0		0- 0		CONFERENCE		0- 2		1- 4		9- 5						
5- 5		0- 0		0- 0		HOME		0- 1		0- 2		5- 2						
5- 5		0- 0		0- 0		AWAY		0- 1		1- 1		4- 3						
0- 1		0- 0		0- 0		NEUTRAL		0- 0		0- 1		0- 0						
RPI	S	Opponent		Score		RPI	S	Opponent		Score		RPI	S	Opponent		Score		
18	A	Creighton		0	3	29	H	Texas A&M		1	3	83	A	Portland St.		0	3	
23	A	Colorado St.		0	3	35	N	California		0	3	83	H	Portland St.		1	3	
						37	A	Tulsa		1	3	94	H	Baylor		3	0	
						44	N	Arkansas		0	3	100	N	Texas St.		3	1	
														101	A	Idaho St.	0	3
														101	H	Idaho St.	0	3
														101	N	Idaho St.	1	3
														112	A	North Dakota	3	1
														112	H	North Dakota	2	3
														135	N	South Fla.	3	1
														164	H	Cal Poly	3	1
														180	A	Northern Ariz.	3	2
														180	H	Northern Ariz.	3	2
														195	A	Montana	0	3
														195	H	Montana	2	3
														229	A	Sacramento St.	2	3
														229	H	Sacramento St.	3	0
														230	A	Eastern Wash.	3	2
														230	H	Eastern Wash.	3	1
														286	A	Montana St.	3	1
														286	H	Montana St.	3	0
														299	A	Southern Utah	3	0
														299	H	Southern Utah	3	0
														304	A	Weber St.	2	3
														304	H	Weber St.	2	3
						LAST 10 GAMES												
						101	N	Idaho St.		1	3	229	H	Sacramento St.		3	0	
						180	H	Northern Ariz.		3	2	112	A	North Dakota		3	1	
						299	H	Southern Utah		3	0	101	A	Idaho St.		0	3	
						83	A	Portland St.		0	3	304	A	Weber St.		2	3	
						230	A	Eastern Wash.		3	2	195	H	Montana		2	3	

Non-Div. I Games:

Northern Colo.

Average RPI Win:	263	WON-LOST	WINNING	LAST 10	STRENGTH OF	OPP. STRENGTH	TEAM	ADJ	CONF.	ADJ CONF.	
Average RPI Loss:	107	RECORD	PCT. RANK	GAMES	SCHEDULE	OF SCHEDULE	RPI	RPI	RPI	RPI	
DIV. I ONLY	15- 15	.5	169	3- 5	210	218	195	.4733	182	20	20
DIV. I NON-CONF.	8- 5	.61538	109	0- 0	252	239	173	.48191	174	23	23
<hr/>											
TOTALS	RPI 1-25	RPI 26-50		W-L RECORDS		RPI 51-100		RPI 101-150		RPI 150+	
15- 15	0- 0	0- 3		OVERALL		0- 5		0- 5		15- 2	
6- 4	0- 0	0- 1		HOME		0- 2		0- 0		6- 1	
4- 8	0- 0	0- 1		AWAY		0- 3		0- 3		4- 1	
5- 3	0- 0	0- 1		NEUTRAL		0- 0		0- 2		5- 0	
8- 5	0- 0	0- 0		NON-CONFERENCE		0- 1		0- 4		8- 0	
1- 0	0- 0	0- 0		HOME		0- 0		0- 0		1- 0	
2- 3	0- 0	0- 0		AWAY		0- 1		0- 2		2- 0	
5- 2	0- 0	0- 0		NEUTRAL		0- 0		0- 2		5- 0	
7- 10	0- 0	0- 3		CONFERENCE		0- 4		0- 1		7- 2	
5- 4	0- 0	0- 1		HOME		0- 2		0- 0		5- 1	
2- 5	0- 0	0- 1		AWAY		0- 2		0- 1		2- 1	
0- 1	0- 0	0- 1		NEUTRAL		0- 0		0- 0		0- 0	
RPI S	Opponent	Score	RPI S	Opponent	Score	RPI S	Opponent	Score	RPI S	Opponent	Score
			46 A	Central Ark.	0 <div>3</div>	92 A	TCU	1 <div>3</div>	107 A	UCF	2 <div>3</div>
			46 H	Central Ark.	0 <div>3</div>	96 A	Oral Roberts	2 <div>3</div>	114 N	Ole Miss	0 <div>3</div>
			46 N	Central Ark.	0 <div>3</div>	96 H	Oral Roberts	1 <div>3</div>	121 A	North Texas	0 <div>3</div>
						98 A	Northwestern St.	1 <div>3</div>	126 A	A&M-Corpus Christi	1 <div>3</div>
						98 H	Northwestern St.	1 <div>3</div>	150 N	George Washington	2 <div>3</div>
									160 H	Sam Houston St.	0 <div>3</div>
									179 A	Southern Miss.	3 0
									196 N	Houston	3 2
									205 A	Houston Baptist	2 <div>3</div>
									214 N	Elon	3 2
									217 N	Troy	3 2
									249 H	Lamar	3 1
									264 A	Southeastern La.	3 0
									264 H	Southeastern La.	3 0
									265 H	McNeese St.	3 2
									279 H	Louisiana Tech	3 2
									288 A	La.-Monroe	3 0
									294 H	Nicholls St.	3 2
									298 A	New Orleans	3 1
									298 H	New Orleans	3 0
									309 N	Jackson St.	3 0
									330 N	Grambling	3 0
			LAST 10 GAMES								
			46 N	Central Ark.	0 <div>3</div>	46 H	Central Ark.	0 <div>3</div>			
			98 H	Northwestern St.	1 <div>3</div>	249 H	Lamar	3 1			
			96 H	Oral Roberts	1 <div>3</div>	160 H	Sam Houston St.	0 <div>3</div>			
			298 A	New Orleans	3 1	205 A	Houston Baptist	2 <div>3</div>			
			264 A	Southeastern La.	3 0	126 A	A&M-Corpus Christi	1 <div>3</div>			

Non-Div. I Games:	Abilene Christian	3	1	Incarnate Word	2	3
-------------------	-------------------	---	---	----------------	---	---

Stephen F. Austin

Average RPI Win: 246		WON-LOST	WINNING	LAST 10	STRENGTH OF		OPP. STRENGTH	TEAM	ADJ	CONF.	ADJ CONF.
Average RPI Loss: 137		RECORD	PCT. RANK	GAMES	SCHEDULE		OF SCHEDULE	RPI	RPI	RPI	RPI
DIV. I ONLY		18- 12	.6 103	3- 7	273		225	189	.47285 183	14	14
DIV. I NON-CONF.		9- 3	.75 52	0- 0	311		299	184	.47522 183	14	14
TOTALS		RPI 1-25	RPI 26-50	W-L RECORDS	RPI 51-100		RPI 101-150	RPI 150+			
18- 12	0- 0		0- 2	OVERALL	1- 1		0- 5	17- 4			
8- 4	0- 0		0- 1	HOME	1- 0		0- 2	7- 1			
5- 8	0- 0		0- 1	AWAY	0- 1		0- 3	5- 3			
5- 0	0- 0		0- 0	NEUTRAL	0- 0		0- 0	5- 0			
9- 3	0- 0		0- 0	NON-CONFERENCE	0- 0		0- 1	9- 2			
2- 1	0- 0		0- 0	HOME	0- 0		0- 0	2- 1			
2- 2	0- 0		0- 0	AWAY	0- 0		0- 1	2- 1			
5- 0	0- 0		0- 0	NEUTRAL	0- 0		0- 0	5- 0			
9- 9	0- 0		0- 2	CONFERENCE	1- 1		0- 4	8- 2			
6- 3	0- 0		0- 1	HOME	1- 0		0- 2	5- 0			
3- 6	0- 0		0- 1	AWAY	0- 1		0- 2	3- 2			
0- 0	0- 0		0- 0	NEUTRAL	0- 0		0- 0	0- 0			
RPI S	Opponent	Score	RPI S	Opponent	Score	RPI S	Opponent	Score	RPI S	Opponent	Score
			40 A Louisville	1 3	88 A SMU	0 3	107 A UCF	0 3			
			40 H Louisville	0 3	88 H SMU	3 1	107 H UCF	0 3			
							135 A South Fla.	0 3			
							135 H South Fla.	1 3			
							142 A Buffalo	0 3			
							155 N Radford	3 1			
							171 A Penn	2 3			
							196 A Houston	1 3			
							196 H Houston	3 1			
							203 H Hofstra	1 3			
							204 A UConn	3 0			
							204 H UConn	3 0			
							221 H Brown	3 0			
							225 A Memphis	3 1			
							225 H Memphis	3 0			
							250 N Coppin St.	3 1			
							267 A George Mason	3 1			
							270 A Cincinnati	3 1			
							270 H Cincinnati	3 1			
							285 A Rutgers	1 3			
							285 H Rutgers	3 0			
							302 A NJIT	3 2			
							304 N Weber St.	3 1			
							315 N Niagara	3 2			
							323 N La Salle	3 1			
							327 H Delaware St.	3 0			
LAST 10 GAMES											
			107 H UCF	0 3	88 A SMU	0 3					
			135 H South Fla.	1 3	225 A Memphis	3 1					
			204 A UConn	3 0	270 H Cincinnati	3 1					
			285 A Rutgers	1 3	40 H Louisville	0 3					
			196 A Houston	1 3	135 A South Fla.	0 3					

Non-Div. I Games:

Temple

Average RPI Win:		234	WON-LOST RECORD		WINNING PCT. RANK		LAST 10 GAMES		STRENGTH OF SCHEDULE		OPP. STRENGTH OF SCHEDULE		TEAM RPI		ADJ RPI		CONF. RPI		ADJ CONF. RPI	
DIV. I ONLY			18- 16		.52941 157		6- 4		184		206		168		.47251 184		24		26	
DIV. I NON-CONF.			8- 8		.5 166		0- 0		151		133		144		.49658 151		26		25	
TOTALS		RPI 1-25		RPI 26-50		W-L RECORDS		RPI 51-100		RPI 101-150		RPI 150+								
18- 16		0- 1		0- 3		OVERALL		1- 1		1- 2		16- 9								
7- 3		0- 0		0- 0		HOME		1- 0		1- 0		5- 3								
7- 7		0- 1		0- 1		AWAY		0- 1		0- 1		7- 3								
4- 6		0- 0		0- 2		NEUTRAL		0- 0		0- 1		4- 3								
8- 8		0- 1		0- 3		NON-CONFERENCE		0- 0		1- 2		7- 2								
2- 0		0- 0		0- 0		HOME		0- 0		1- 0		1- 0								
3- 3		0- 1		0- 1		AWAY		0- 0		0- 1		3- 0								
3- 5		0- 0		0- 2		NEUTRAL		0- 0		0- 1		3- 2								
10- 8		0- 0		0- 0		CONFERENCE		1- 1		0- 0		9- 7								
5- 3		0- 0		0- 0		HOME		1- 0		0- 0		4- 3								
4- 4		0- 0		0- 0		AWAY		0- 1		0- 0		4- 3								
1- 1		0- 0		0- 0		NEUTRAL		0- 0		0- 0		1- 1								
RPI S	Opponent		Score		RPI S	Opponent		Score		RPI S	Opponent		Score		RPI S	Opponent		Score		
1	A	Penn St.	0	3	26	A	Arizona	0	3	97	A	Morehead St.	0	3	105	N	Southern Ill.	1	3	
					42	N	Butler	0	3	97	H	Morehead St.	3	2	125	A	Marshall	1	3	
					45	N	Yale	1	3						125	H	Marshall	3	1	
															155	A	Radford	3	2	
															165	N	Utah Valley	1	3	
															168	A	Southeast Mo. St.	2	3	
															176	A	Belmont	0	3	
															176	H	Belmont	1	3	
															186	H	Eastern Ill.	3	0	
															186	N	Eastern Ill.	3	2	
															207	A	Austin Peay	0	3	
															211	N	Kennesaw St.	3	2	
															215	N	Kent St.	2	3	
															233	H	Northern Ky.	3	1	
															236	H	Murray St.	1	3	
															237	A	Jacksonville St.	3	1	
															237	H	Jacksonville St.	3	1	
															239	N	Albany (NY)	3	2	
															252	A	Tennessee St.	3	0	
															252	H	Tennessee St.	3	1	
															253	H	SIU Edwardsville	2	3	
															253	N	SIU Edwardsville	1	3	
															291	A	UT Martin	3	1	
															296	A	Wright St.	3	1	
															297	A	Tennessee Tech	3	0	
															297	H	Tennessee Tech	3	0	
															301	A	Saint Francis (PA)	3	1	
LAST 10 GAMES				253 N SIU Edwardsville 1 3				176 H Belmont 1 3				291 A UT Martin 3 1								
				186 N Eastern Ill. 3 2				297 A Tennessee Tech 3 0				296 A Wright St. 3 1								
				236 H Murray St. 1 3				237 A Jacksonville St. 3 1				297 A Tennessee Tech 3 0								
				97 H Morehead St. 3 2				291 A UT Martin 3 1				297 H Tennessee Tech 3 0								
				252 H Tennessee St. 3 1				168 A Southeast Mo. St. 2 3				301 A Saint Francis (PA) 3 1								

Non-Div. I Games:

Eastern Ky.



RPI	S	Opponent	Score	
314	N	N.C. A&T	3	0

Eastern Ky.

E  
a  
s  
t  
e  
r  
n  
K  
y  
.

E  
a  
s  
t  
e  
r  
n  
K  
y  
.

Average RPI Win:	219	WON-LOST RECORD	WINNING PCT. RANK	LAST 10 GAMES	STRENGTH OF SCHEDULE	OPP. STRENGTH OF SCHEDULE	TEAM RPI	ADJ RPI	CONF. RPI	ADJ CONF. RPI		
Average RPI Loss:	70											
DIV. I ONLY		9- 23	.28125	279	0- 10	71	58	197	.47251	184	4	4
DIV. I NON-CONF.		8- 6	.57143	140	0- 0	153	184	130	.50803	137	3	4
<hr/>												
TOTALS	RPI 1-25	RPI 26-50		W-L RECORDS		RPI 51-100		RPI 101-150		RPI 150+		
9- 23	0- 4	0- 8		OVERALL		1- 4		1- 5		7- 2		
2- 14	0- 2	0- 4		HOME		0- 3		0- 3		2- 2		
3- 8	0- 2	0- 3		AWAY		0- 1		1- 2		2- 0		
4- 1	0- 0	0- 1		NEUTRAL		1- 0		0- 0		3- 0		
8- 6	0- 0	0- 2		NON-CONFERENCE		1- 2		0- 0		7- 2		
2- 5	0- 0	0- 1		HOME		0- 2		0- 0		2- 2		
2- 0	0- 0	0- 0		AWAY		0- 0		0- 0		2- 0		
4- 1	0- 0	0- 1		NEUTRAL		1- 0		0- 0		3- 0		
1- 17	0- 4	0- 6		CONFERENCE		0- 2		1- 5		0- 0		
0- 9	0- 2	0- 3		HOME		0- 1		0- 3		0- 0		
1- 8	0- 2	0- 3		AWAY		0- 1		1- 2		0- 0		
0- 0	0- 0	0- 0		NEUTRAL		0- 0		0- 0		0- 0		
RPI S	Opponent	Score	RPI S	Opponent	Score	RPI S	Opponent	Score	RPI S	Opponent	Score	
4 A	Florida	0 3	29 A	Texas A&M	0 3	52 H	VCU	2 3	114 A	Ole Miss	1 3	
4 H	Florida	0 3	34 H	LSU	2 3	65 A	Auburn	0 3	114 H	Ole Miss	1 3	
5 H	Missouri	0 3	36 A	Georgia	0 3	65 H	Auburn	0 3	129 A	South Carolina	3 0	
13 A	Kentucky	0 3	36 H	Georgia	1 3	76 H	East Tenn. St.	1 3	129 H	South Carolina	1 3	
			38 H	Wichita St.	0 3	97 N	Morehead St.	3 2	136 A	Mississippi St.	0 3	
			41 A	Alabama	0 3				136 H	Mississippi St.	1 3	
			42 N	Butler	0 3				162 H	Georgia Tech	0 3	
			44 H	Arkansas	1 3				197 H	Coastal Caro.	3 1	
									207 H	Austin Peay	3 0	
									237 H	Jacksonville St.	2 3	
									242 N	UNC Asheville	3 1	
									251 N	Charlotte	3 0	
									270 A	Cincinnati	3 0	
									290 A	Chattanooga	3 0	
									291 N	UT Martin	3 1	
<hr/>												
LAST 10 GAMES												
136 H	Mississippi St.	1 3	29 A	Texas A&M	0 3							
41 A	Alabama	0 3	114 H	Ole Miss	1 3							
65 A	Auburn	0 3	36 H	Georgia	1 3							
4 H	Florida	0 3	65 H	Auburn	0 3							
34 H	LSU	2 3	4 A	Florida	0 3							

Non-Div. I Games:

Tennessee

Average RPI Win: 250		WON-LOST RECORD		WINNING PCT. RANK		LAST 10 GAMES		STRENGTH OF SCHEDULE		OPP. STRENGTH OF SCHEDULE		TEAM RPI		ADJ RPI		CONF. RPI		ADJ CONF. RPI	
DIV. I ONLY		18- 12		.6 103		8- 2		267		224		184		.47191 186		24		26	
DIV. I NON-CONF.		6- 7		.46154 189		0- 0		273		182		231		.43329 231		26		25	
TOTALS		RPI 1-25		RPI 26-50		W-L RECORDS		RPI 51-100		RPI 101-150		RPI 150+							
18- 12		0- 0		0- 0		OVERALL		0- 2		0- 2		18- 8							
8- 0		0- 0		0- 0		HOME		0- 0		0- 0		8- 0							
5- 7		0- 0		0- 0		AWAY		0- 1		0- 1		5- 5							
5- 5		0- 0		0- 0		NEUTRAL		0- 1		0- 1		5- 3							
6- 7		0- 0		0- 0		NON-CONFERENCE		0- 1		0- 2		6- 4							
0- 0		0- 0		0- 0		HOME		0- 0		0- 0		0- 0							
1- 3		0- 0		0- 0		AWAY		0- 0		0- 1		1- 2							
5- 4		0- 0		0- 0		NEUTRAL		0- 1		0- 1		5- 2							
12- 5		0- 0		0- 0		CONFERENCE		0- 1		0- 0		12- 4							
8- 0		0- 0		0- 0		HOME		0- 0		0- 0		8- 0							
4- 4		0- 0		0- 0		AWAY		0- 1		0- 0		4- 3							
0- 1		0- 0		0- 0		NEUTRAL		0- 0		0- 0		0- 1							
RPI	S	Opponent		Score		RPI	S	Opponent		Score		RPI	S	Opponent		Score			
</																			

Non-Div. I Games:

Eastern Ill.

RPI	S	Opponent	Score	
303	A	Drake	3	0

Eastern Ill.

E  
a  
s  
t  
e  
r  
n  
I  
l  
l  
.

E  
a  
s  
t  
e  
r  
n  
I  
l  
l  
.



Average RPI Win:		244	WON-LOST RECORD		WINNING PCT. RANK		LAST 10 GAMES		STRENGTH OF SCHEDULE		OPP. STRENGTH OF SCHEDULE		TEAM RPI		ADJ RPI		CONF. RPI		ADJ CONF. RPI	
DIV. I ONLY			15- 16		.48387 182		5- 5		197		212		194		.47073 188		21		21	
DIV. I NON-CONF.			8- 8		.5 166		1- 0		186		225		182		.47496 184		18		19	
TOTALS		RPI 1-25		RPI 26-50		W-L RECORDS		RPI 51-100		RPI 101-150		RPI 150+								
15- 16		0- 1		0- 0		OVERALL		0- 6		2- 6		13- 3								
9- 4		0- 0		0- 0		HOME		0- 3		1- 1		8- 0								
3- 8		0- 0		0- 0		AWAY		0- 2		1- 4		2- 2								
3- 4		0- 1		0- 0		NEUTRAL		0- 1		0- 1		3- 1								
8- 8		0- 1		0- 0		NON-CONFERENCE		0- 2		0- 3		8- 2								
5- 1		0- 0		0- 0		HOME		0- 1		0- 0		5- 0								
0- 3		0- 0		0- 0		AWAY		0- 0		0- 2		0- 1								
3- 4		0- 1		0- 0		NEUTRAL		0- 1		0- 1		3- 1								
7- 8		0- 0		0- 0		CONFERENCE		0- 4		2- 3		5- 1								
4- 3		0- 0		0- 0		HOME		0- 2		1- 1		3- 0								
3- 5		0- 0		0- 0		AWAY		0- 2		1- 2		2- 1								
0- 0		0- 0		0- 0		NEUTRAL		0- 0		0- 0		0- 0								
RPI	S	Opponent		Score		RPI	S	Opponent		Score		RPI	S	Opponent		Score				
10	N	Minnesota		0 3								103	A	Valparaiso		0 3				
												113	A	Dayton		0 3				
												113	H	Dayton		3 2				
												119	N	Iowa		0 3				
												140	A	Lehigh		0 3				
												150	A	George Washington		1 3				
												150	A	George Washington		3 1				
												150	H	George Washington		2 3				
												157	H	UTEP		3 0				
												198	A	Saint Louis		1 3				
												198	H	Saint Louis		3 2				
												199	N	New Hampshire		3 0				
												199	N	New Hampshire		3 2				
												204	N	UConn		2 3				
												221	H	Brown		3 2				
												240	A	Dartmouth		1 3				
												267	H	George Mason		3 1				
												289	A	Fordham		3 0				
												289	H	Fordham		3 0				
												292	H	Hartford		3 2				
												311	H	Providence		3 0				
												323	A	La Salle		3 0				
												325	N	Saint Peter's		3 0				
												329	H	UMass Lowell		3 0				
LAST 10 GAMES																				
150 A		George Washington		1 3		198 H		Saint Louis		3 2		52 H		VCU		0 3				
289 H		Fordham		3 0		267 H		George Mason		3 1		311 H		Providence		3 0				
150 A		George Washington		3 1		113 A		Dayton		0 3										
198 A		Saint Louis		1 3																
52 A		VCU		0 3																

Non-Div. I Games:

Rhode Island



Average RPI Win: 234		WON-LOST RECORD		WINNING PCT. RANK		LAST 10 GAMES		STRENGTH OF SCHEDULE		OPP. STRENGTH OF SCHEDULE		TEAM RPI		ADJ RPI		CONF. RPI		ADJ CONF. RPI	
DIV. I ONLY		11- 18		.37931 242		7- 3		75		195		182		.46992 190		27		27	
DIV. I NON-CONF.		1- 12		.07692 309		0- 0		65		45		233		.43612 227		27		27	
TOTALS		RPI 1-25		RPI 26-50		W-L RECORDS		RPI 51-100		RPI 101-150		RPI 150+							
11- 18		0- 2		0- 1		OVERALL		0- 5		0- 2		11- 8							
6- 2		0- 0		0- 0		HOME		0- 0		0- 0		6- 2							
4- 8		0- 2		0- 0		AWAY		0- 2		0- 0		4- 4							
1- 8		0- 0		0- 1		NEUTRAL		0- 3		0- 2		1- 2							
1- 12		0- 2		0- 1		NON-CONFERENCE		0- 5		0- 2		1- 2							
1- 0		0- 0		0- 0		HOME		0- 0		0- 0		1- 0							
0- 5		0- 2		0- 0		AWAY		0- 2		0- 0		0- 1							
0- 7		0- 0		0- 1		NEUTRAL		0- 3		0- 2		0- 1							
10- 6		0- 0		0- 0		CONFERENCE		0- 0		0- 0		10- 6							
5- 2		0- 0		0- 0		HOME		0- 0		0- 0		5- 2							
4- 3		0- 0		0- 0		AWAY		0- 0		0- 0		4- 3							
1- 1		0- 0		0- 0		NEUTRAL		0- 0		0- 0		1- 1							
RPI S	Opponent		Score		RPI S	Opponent		Score		RPI S	Opponent		Score		RPI S	Opponent		Score	
13 A	Kentucky		0	3	43 N	Ohio St.		0	3	52 N	VCU		0	3	129 N	South Carolina		0	3
14 A	Duke		0	3						74 A	West Virginia		0	3	147 N	Green Bay		0	3
										75 A	Northern Ill.		0	3	155 A	Radford		0	3
										76 N	East Tenn. St.		0	3	155 H	Radford		3	2
										81 N	Utah St.		0	3	155 N	Radford		2	3
															174 H	Georgetown		3	1
															197 H	Coastal Caro.		3	0
															201 A	High Point		0	3
															201 H	High Point		2	3
															219 A	William & Mary		1	3
															228 N	UMBC		1	3
															234 A	Campbell		3	1
															234 H	Campbell		3	0
															242 A	UNC Asheville		3	0
															242 H	UNC Asheville		3	0
															242 N	UNC Asheville		3	1
															246 A	Winthrop		2	3
															269 A	Presbyterian		3	1
															277 A	Gardner-Webb		3	0
															277 H	Gardner-Webb		2	3
															308 H	Charleston So.		3	0
LAST 10 GAMES																			
155 N Radford				2	3	201 H High Point				2	3								
242 N UNC Asheville				3	1	155 H Radford				3	2								
277 A Gardner-Webb				3	0	246 A Winthrop				2	3								
242 A UNC Asheville				3	0	269 A Presbyterian				3	1								
234 H Campbell				3	0	197 H Coastal Caro.				3	0								

Non-Div. I Games:

Liberty



Average RPI Win:	223	WON-LOST RECORD	WINNING PCT. RANK	LAST 10 GAMES	STRENGTH OF SCHEDULE	OPP. STRENGTH OF SCHEDULE	TEAM RPI	ADJ RPI	CONF. RPI	ADJ CONF. RPI		
Average RPI Loss:	79											
DIV. I ONLY		11- 17	.39286	234	2- 8	168	81	205	.46967	191	8	8
DIV. I NON-CONF.		7- 5	.58333	132	0- 0	216	113	143	.50082	143	8	8
<hr/>												
TOTALS	RPI 1-25	RPI 26-50		W-L RECORDS		RPI 51-100		RPI 101-150		RPI 150+		
11- 17	0- 3	0- 3		OVERALL		0- 5		2- 4		9- 2		
6- 7	0- 1	0- 2		HOME		0- 2		2- 1		4- 1		
3- 8	0- 2	0- 1		AWAY		0- 2		0- 3		3- 0		
2- 2	0- 0	0- 0		NEUTRAL		0- 1		0- 0		2- 1		
7- 5	0- 1	0- 1		NON-CONFERENCE		0- 1		1- 1		6- 1		
4- 1	0- 0	0- 1		HOME		0- 0		1- 0		3- 0		
1- 2	0- 1	0- 0		AWAY		0- 0		0- 1		1- 0		
2- 2	0- 0	0- 0		NEUTRAL		0- 1		0- 0		2- 1		
4- 12	0- 2	0- 2		CONFERENCE		0- 4		1- 3		3- 1		
2- 6	0- 1	0- 1		HOME		0- 2		1- 1		1- 1		
2- 6	0- 1	0- 1		AWAY		0- 2		0- 2		2- 0		
0- 0	0- 0	0- 0		NEUTRAL		0- 0		0- 0		0- 0		
RPI S	Opponent	Score	RPI S	Opponent	Score	RPI S	Opponent	Score	RPI S	Opponent	Score	
7 A	Southern California	0 3	30 H	American	2 3	58 N	Kansas St.	2 3	104 H	Wake Forest	3 2	
20 A	Hawaii	0 3	32 A	Cal St. Northridge	0 3	62 A	UC Santa Barbara	0 3	110 A	UC Irvine	0 3	
20 H	Hawaii	0 3	32 H	Cal St. Northridge	0 3	62 H	UC Santa Barbara	0 3	110 H	UC Irvine	2 3	
						80 A	Long Beach St.	2 3	131 A	UNLV	0 3	
						80 H	Long Beach St.	1 3	149 A	UC Davis	2 3	
									149 H	UC Davis	3 2	
									164 A	Cal Poly	3 1	
									164 H	Cal Poly	1 3	
									195 N	Montana	0 3	
									209 A	Texas Tech	3 0	
									215 H	Kent St.	3 0	
									219 H	William & Mary	3 0	
									268 N	Portland	3 0	
									273 N	Nevada	3 0	
									277 H	Gardner-Webb	3 0	
									287 A	UC Riverside	3 0	
									287 H	UC Riverside	3 0	
			LAST 10 GAMES									
	20 H	Hawaii	0 3		287 H	UC Riverside	3 0					
	164 A	Cal Poly	3 1		149 A	UC Davis	2 3					
	62 A	UC Santa Barbara	0 3		32 A	Cal St. Northridge	0 3					
	80 H	Long Beach St.	1 3		62 H	UC Santa Barbara	0 3					
	110 H	UC Irvine	2 3		164 H	Cal Poly	1 3					

Non-Div. I Games:

Cal St. Fullerton

Average RPI Win:	237	WON-LOST RECORD	WINNING PCT. RANK	LAST 10 GAMES	STRENGTH OF SCHEDULE	OPP. STRENGTH OF SCHEDULE	TEAM RPI	ADJ RPI	CONF. RPI	ADJ CONF. RPI	
DIV. I ONLY		14- 15	.48276 188	7- 3	181	201	192	.46954 192	16	15	
DIV. I NON-CONF.		5- 5	.5 166	0- 0	207	236	190	.46976 191	15	15	
<hr/>											
TOTALS	RPI 1-25	RPI 26-50		W-L RECORDS	RPI 51-100		RPI 101-150		RPI 150+		
14- 15	0- 0	0- 1		OVERALL	1- 5		0- 3		13- 6		
8- 4	0- 0	0- 0		HOME	1- 2		0- 1		7- 1		
4- 8	0- 0	0- 1		AWAY	0- 3		0- 1		4- 3		
2- 3	0- 0	0- 0		NEUTRAL	0- 0		0- 1		2- 2		
5- 5	0- 0	0- 1		NON-CONFERENCE	0- 2		0- 1		5- 1		
2- 1	0- 0	0- 0		HOME	0- 1		0- 0		2- 0		
1- 2	0- 0	0- 1		AWAY	0- 1		0- 0		1- 0		
2- 2	0- 0	0- 0		NEUTRAL	0- 0		0- 1		2- 1		
9- 10	0- 0	0- 0		CONFERENCE	1- 3		0- 2		8- 5		
6- 3	0- 0	0- 0		HOME	1- 1		0- 1		5- 1		
3- 6	0- 0	0- 0		AWAY	0- 2		0- 1		3- 3		
0- 1	0- 0	0- 0		NEUTRAL	0- 0		0- 0		0- 1		
RPI S	Opponent	Score	RPI S	Opponent	Score	RPI S	Opponent	Score	RPI S	Opponent	Score
			41 A	Alabama	1 3	55 A	Western Ky.	2 3	108 N	Samford	0 3
						55 H	Western Ky.	0 3	124 A	UALR	1 3
						69 A	Lipscomb	0 3	124 H	UALR	1 3
						73 H	Ga. Southern	1 3	159 A	Texas-Arlington	0 3
						100 A	Texas St.	2 3	159 H	Texas-Arlington	3 1
						100 H	Texas St.	3 2	159 N	Texas-Arlington	0 3
									170 A	Arkansas St.	2 3
									170 H	Arkansas St.	3 0
									206 A	La.-Lafayette	3 1
									206 H	La.-Lafayette	3 1
									217 A	Troy	3 1
									217 H	Troy	0 3
									237 N	Jacksonville St.	1 3
									252 H	Tennessee St.	3 1
									260 A	Georgia St.	3 1
									260 H	Georgia St.	3 1
									288 A	La.-Monroe	2 3
									288 H	La.-Monroe	3 0
									291 N	UT Martin	3 1
									294 N	Nicholls St.	3 1
									299 H	Southern Utah	3 0
									309 A	Jackson St.	3 0
LAST 10 GAMES											
			159 N	Texas-Arlington	0 3	217 A	Troy	3 1			
			260 A	Georgia St.	3 1	124 A	UALR	1 3			
			55 A	Western Ky.	2 3	170 H	Arkansas St.	3 0			
			288 H	La.-Monroe	3 0	206 H	La.-Lafayette	3 1			
			159 H	Texas-Arlington	3 1	100 H	Texas St.	3 2			

Non-Div. I Games:

South Ala.

[illegible]

**Non-Div. I Games:**

Youngstown St.

Average RPI Win: 231		WON-LOST	WINNING	LAST 10	STRENGTH OF		OPP. STRENGTH	TEAM	ADJ	CONF.	ADJ CONF.				
Average RPI Loss: 171		RECORD	PCT. RANK	GAMES	SCHEDULE		OF SCHEDULE	RPI	RPI	RPI	RPI				
DIV. I ONLY		16- 14	.53333	145	4- 6		192	268	180	.46799	194	18	18		
DIV. I NON-CONF.		9- 5	.64286	95	0- 0		195	297	141	.49741	150	24	26		
-----															
TOTALS		RPI 1-25		RPI 26-50		W-L RECORDS		RPI 51-100		RPI 101-150		RPI 150+			
16- 14		0- 0		0- 0		OVERALL		1- 1		1- 5		14- 8			
8- 4		0- 0		0- 0		HOME		1- 0		1- 1		6- 3			
5- 7		0- 0		0- 0		AWAY		0- 1		0- 2		5- 4			
3- 3		0- 0		0- 0		NEUTRAL		0- 0		0- 2		3- 1			
9- 5		0- 0		0- 0		NON-CONFERENCE		0- 1		1- 2		8- 2			
4- 0		0- 0		0- 0		HOME		0- 0		1- 0		3- 0			
2- 2		0- 0		0- 0		AWAY		0- 1		0- 0		2- 1			
3- 3		0- 0		0- 0		NEUTRAL		0- 0		0- 2		3- 1			
7- 9		0- 0		0- 0		CONFERENCE		1- 0		0- 3		6- 6			
4- 4		0- 0		0- 0		HOME		1- 0		0- 1		3- 3			
3- 5		0- 0		0- 0		AWAY		0- 0		0- 2		3- 3			
0- 0		0- 0		0- 0		NEUTRAL		0- 0		0- 0		0- 0			
RPI	S	Opponent	Score	RPI	S	Opponent	Score	RPI	S	Opponent	Score	RPI	S	Opponent	Score
								73	H	Ga. Southern	3	2			
								88	A	SMU	1	3			

Non-Div. I Games:

Davidson

Davidson

Average RPI Win: 237		WON-LOST RECORD	WINNING PCT. RANK		LAST 10 GAMES	STRENGTH OF SCHEDULE	OPP. STRENGTH OF SCHEDULE	TEAM RPI	ADJ RPI		CONF. RPI	ADJ CONF. RPI
Average RPI Loss: 127												
DIV. I ONLY		16- 15	.51613	163	6- 4	265	182	211	.4671	195	25	25
DIV. I NON-CONF.		3- 6	.33333	248	0- 0	274	76	264	.41588	254	20	18
<hr/>												
TOTALS		RPI 1-25		RPI 26-50		W-L RECORDS		RPI 51-100		RPI 101-150		RPI 150+
16- 15		0- 0		0- 0		OVERALL		0- 5		0- 6		16- 4
6- 4		0- 0		0- 0		HOME		0- 1		0- 2		6- 1
7- 7		0- 0		0- 0		AWAY		0- 4		0- 2		7- 1
3- 4		0- 0		0- 0		NEUTRAL		0- 0		0- 2		3- 2
3- 6		0- 0		0- 0		NON-CONFERENCE		0- 2		0- 2		3- 2
0- 0		0- 0		0- 0		HOME		0- 0		0- 0		0- 0
1- 2		0- 0		0- 0		AWAY		0- 2		0- 0		1- 0
2- 4		0- 0		0- 0		NEUTRAL		0- 0		0- 2		2- 2
13- 9		0- 0		0- 0		CONFERENCE		0- 3		0- 4		13- 2
6- 4		0- 0		0- 0		HOME		0- 1		0- 2		6- 1
6- 5		0- 0		0- 0		AWAY		0- 2		0- 2		6- 1
1- 0		0- 0		0- 0		NEUTRAL		0- 0		0- 0		1- 0
RPI S	Opponent	Score	RPI S	Opponent	Score	RPI S	Opponent	Score	RPI S	Opponent	Score	
						67 A	Washington St.	1 3	101 A	Idaho St.	0 3	
						72 A	Virginia	0 3	101 H	Idaho St.	2 3	
						83 A	Portland St.	0 3	112 A	North Dakota	0 3	
						83 A	Portland St.	0 3	112 H	North Dakota	0 3	
						83 H	Portland St.	0 3	125 N	Marshall	1 3	
									130 N	South Dakota	2 3	
									151 N	James Madison	3 2	
									180 A	Northern Ariz.	1 3	
									180 H	Northern Ariz.	1 3	
									180 N	Northern Ariz.	3 2	
									181 A	Northern Colo.	3 2	
									181 H	Northern Colo.	3 0	
									191 N	Cal St. Fullerton	3 0	
									209 A	Texas Tech	3 0	
									209 N	Texas Tech	1 3	
									229 A	Sacramento St.	3 0	
									229 H	Sacramento St.	3 2	
									230 A	Eastern Wash.	3 1	
									230 H	Eastern Wash.	3 1	
									273 N	Nevada	2 3	
									286 A	Montana St.	3 0	
									286 H	Montana St.	3 1	
									299 A	Southern Utah	3 0	
									299 H	Southern Utah	3 0	
									304 A	Weber St.	3 1	
									304 H	Weber St.	3 0	
			LAST 10 GAMES									
			83 A	Portland St.	0 3	180 A	Northern Ariz.	1 3				
			180 N	Northern Ariz.	3 2	304 H	Weber St.	3 0				
			286 A	Montana St.	3 0	101 H	Idaho St.	2 3				
			229 H	Sacramento St.	3 2	83 H	Portland St.	0 3				
			299 A	Southern Utah	3 0	230 H	Eastern Wash.	3 1				

Non-Div. I Games:

Montana

Average RPI Win: 246		WON-LOST RECORD		WINNING PCT. RANK		LAST 10 GAMES		STRENGTH OF SCHEDULE		OPP. STRENGTH OF SCHEDULE		TEAM RPI		ADJ RPI		CONF. RPI		ADJ CONF. RPI	
Average RPI Loss: 111																			
DIV. I ONLY		18- 15		.54545 139		5- 5		266		192		202		.46668 196		14		14	
DIV. I NON-CONF.		8- 7		.53333 162		0- 0		306		244		236		.43648 226		14		14	
TOTALS		RPI 1-25		RPI 26-50		W-L RECORDS		RPI 51-100		RPI 101-150		RPI 150+							
18- 15		0- 0		0- 3		OVERALL		0- 5		2- 4		16- 3							
5- 7		0- 0		0- 2		HOME		0- 2		1- 2		4- 1							
8- 6		0- 0		0- 1		AWAY		0- 3		1- 1		7- 1							
5- 2		0- 0		0- 0		NEUTRAL		0- 0		0- 1		5- 1							
8- 7		0- 0		0- 1		NON-CONFERENCE		0- 3		0- 2		8- 1							
0- 3		0- 0		0- 1		HOME		0- 1		0- 1		0- 0							
3- 2		0- 0		0- 0		AWAY		0- 2		0- 0		3- 0							
5- 2		0- 0		0- 0		NEUTRAL		0- 0		0- 1		5- 1							
10- 8		0- 0		0- 2		CONFERENCE		0- 2		2- 2		8- 2							
5- 4		0- 0		0- 1		HOME		0- 1		1- 1		4- 1							
5- 4		0- 0		0- 1		AWAY		0- 1		1- 1		4- 1							
0- 0		0- 0		0- 0		NEUTRAL		0- 0		0- 0		0- 0							
RPI S	Opponent	Score		RPI S	Opponent	Score		RPI S	Opponent	Score		RPI S	Opponent	Score					
				34 H	LSU	1	3	88 A	SMU	1	3	107 A	UCF	3	2				
				40 A	Louisville	2	3	88 H	SMU	0	3	107 H	UCF	3	0				
				40 H	Louisville	0	3	92 A	TCU	1	3	114 N	Ole Miss	0	3				
								94 H	Baylor	2	3	121 H	North Texas	0	3				
								100 A	Texas St.	0	3	135 A	South Fla.	1	3				
												135 H	South Fla.	1	3				
												182 N	Stephen F. Austin	2	3				
												183 A	Temple	1	3				
												183 H	Temple	3	1				
												204 A	UConn	3	2				
												204 H	UConn	3	0				
												206 A	La.-Lafayette	3	1				
												225 A	Memphis	3	2				
												225 H	Memphis	0	3				
												249 N	Lamar	3	1				
												255 A	Texas Southern	3	2				
												270 A	Cincinnati	3	0				
												270 H	Cincinnati	3	0				
												285 A	Rutgers	3	0				
												285 H	Rutgers	3	1				
												294 N	Nicholls St.	3	0				
												310 A	Prairie View	3	1				
												317 N	Quinnipiac	3	0				
												330 N	Grambling	3	0				
												332 N	Alcorn	3	0				
LAST 10 GAMES																			
				88 H	SMU	0	3	270 A	Cincinnati	3	0	317 N	Quinnipiac	3	0				
				107 A	UCF	3	2	40 A	Louisville	2	3	330 N	Grambling	3	0				
				135 A	South Fla.	1	3	285 H	Rutgers	3	1	332 N	Alcorn	3	0				
				183 H	Temple	3	1	204 H	UConn	3	0								
				225 H	Memphis	0	3	88 A	SMU	1	3								

Non-Div. I Games:

Houston

Average RPI Win:	244	WON-LOST	WINNING	LAST 10	STRENGTH OF	OPP. STRENGTH	TEAM	ADJ	CONF.	ADJ CONF.	
Average RPI Loss:	170	RECORD	PCT. RANK	GAMES	SCHEDULE	OF SCHEDULE	RPI	RPI	RPI	RPI	
DIV. I ONLY	19- 12	.6129	91	7- 3	274	239	185	.46598	197	27	27
DIV. I NON-CONF.	7- 7	.5	166	0- 1	278	180	223	.4423	222	27	27
<hr/>											
TOTALS	RPI 1-25	RPI 26-50		W-L RECORDS		RPI 51-100		RPI 101-150		RPI 150+	
19- 12	0- 0	0- 0		OVERALL		0- 1		1- 3		18- 8	
7- 3	0- 0	0- 0		HOME		0- 0		0- 1		7- 2	
5- 7	0- 0	0- 0		AWAY		0- 1		0- 1		5- 5	
7- 2	0- 0	0- 0		NEUTRAL		0- 0		1- 1		6- 1	
<hr/>											
7- 7	0- 0	0- 0		NON-CONFERENCE		0- 1		1- 3		6- 3	
1- 2	0- 0	0- 0		HOME		0- 0		0- 1		1- 1	
0- 4	0- 0	0- 0		AWAY		0- 1		0- 1		0- 2	
6- 1	0- 0	0- 0		NEUTRAL		0- 0		1- 1		5- 0	
<hr/>											
12- 5	0- 0	0- 0		CONFERENCE		0- 0		0- 0		12- 5	
6- 1	0- 0	0- 0		HOME		0- 0		0- 0		6- 1	
5- 3	0- 0	0- 0		AWAY		0- 0		0- 0		5- 3	
1- 1	0- 0	0- 0		NEUTRAL		0- 0		0- 0		1- 1	
<hr/>											
RPI S	Opponent	Score	RPI S	Opponent	Score	RPI S	Opponent	Score	RPI S	Opponent	Score
						63 A	Col. of Charleston	1 3	108 N	Samford	3 2
						119 H	Iowa	1 3			
						122 N	Indiana	0 3			
						129 A	South Carolina	2 3			
						155 A	Radford	3 2			
						155 N	Radford	0 3			
						162 N	Georgia Tech	3 1			
						184 A	Tennessee	1 3			
						190 A	Liberty	0 3			
						193 H	Youngstown St.	2 3			
						201 A	High Point	2 3			
						201 H	High Point	2 3			
						201 N	High Point	3 0			
						211 A	Kennesaw St.	1 3			
						234 A	Campbell	3 1			
						234 H	Campbell	3 2			
						237 N	Jacksonville St.	3 0			
						242 H	UNC Asheville	3 1			
						246 A	Winthrop	3 1			
						246 H	Winthrop	3 2			
						258 H	Wofford	3 2			
						262 N	Stony Brook	3 0			
						269 A	Presbyterian	2 3			
						269 A	Presbyterian	3 0			
						269 H	Presbyterian	3 1			
277 H	Gardner-Webb	3 0									
297 N	Tennessee Tech	3 1									

**Non-Div. I Games:**

Coastal Caro.



RPI	S	Opponent	Score	
308	A	Charleston So.	3	0
308	H	Charleston So.	3	0
322	N	South Carolina St.	3	0

Coastal Caro.

C  
o  
a  
s  
t  
a  
l  
C  
a  
r  
o  
.

C  
o  
a  
s  
t  
a  
l  
C  
a  
r  
o  
.

[illegible]

**Non-Div. I Games:**

Saint Louis



RPI	S	Opponent	Score	
329	A	UMass Lowell	3	0
329	H	UMass Lowell	3	0

New Hampshire

N  
e  
w  
H  
a  
m  
p  
s  
h  
i  
r  
e

N  
e  
w  
H  
a  
m  
p  
s  
h  
i  
r  
e

Average RPI Win: 221		WON-LOST RECORD		WINNING PCT. RANK		LAST 10 GAMES		STRENGTH OF SCHEDULE		OPP. STRENGTH OF SCHEDULE		TEAM RPI		ADJ RPI		CONF. RPI		ADJ CONF. RPI	
Average RPI Loss: 105																			
DIV. I ONLY		11- 17		.39286 234		3- 7		139		144		205		.46547 200		9		9	
DIV. I NON-CONF.		6- 6		.5 166		0- 0		244		238		209		.45567 206		10		10	
TOTALS		RPI 1-25		RPI 26-50		W-L RECORDS		RPI 51-100		RPI 101-150		RPI 150+							
11- 17		0- 0		0- 1		OVERALL		0- 10		4- 3		7- 3							
3- 5		0- 0		0- 0		HOME		0- 3		2- 1		1- 1							
3- 10		0- 0		0- 1		AWAY		0- 6		1- 1		2- 2							
5- 2		0- 0		0- 0		NEUTRAL		0- 1		1- 1		4- 0							
6- 6		0- 0		0- 0		NON-CONFERENCE		0- 3		1- 1		5- 2							
0- 0		0- 0		0- 0		HOME		0- 0		0- 0		0- 0							
1- 4		0- 0		0- 0		AWAY		0- 2		0- 0		1- 2							
5- 2		0- 0		0- 0		NEUTRAL		0- 1		1- 1		4- 0							
5- 11		0- 0		0- 1		CONFERENCE		0- 7		3- 2		2- 1							
3- 5		0- 0		0- 0		HOME		0- 3		2- 1		1- 1							
2- 6		0- 0		0- 1		AWAY		0- 4		1- 1		1- 0							
0- 0		0- 0		0- 0		NEUTRAL		0- 0		0- 0		0- 0							
RPI S	Opponent	Score		RPI S	Opponent	Score		RPI S	Opponent	Score		RPI S	Opponent	Score					
				39 A Ohio		0	3	60 N Xavier		0	3	106 A Toledo		2	3				
								64 A Ball St.		0	3	106 H Toledo		3	0				
								64 H Ball St.		0	3	132 A Eastern Mich.		3	0				
								73 A Ga. Southern		0	3	132 H Eastern Mich.		0	3				
								75 A Northern Ill.		1	3	138 N Oregon St.		0	3				
								75 H Northern Ill.		0	3	142 H Buffalo		3	0				
								85 A Bowling Green		1	3	143 N Villanova		3	2				
								90 A Duquesne		1	3	177 A Miami (OH)		3	1				
								95 A Western Mich.		1	3	178 A Oakland		1	3				
								95 H Western Mich.		2	3	203 A Hofstra		1	3				
												215 H Kent St.		0	3				
												248 N Princeton		3	0				
												259 H Akron		3	1				
												300 A Robert Morris		3	2				
												306 N USC Upstate		3	0				
												308 N Charleston So.		3	0				
												309 N Jackson St.		3	0				
LAST 10 GAMES																			
				39 A Ohio		0	3	64 A Ball St.		0	3								
				132 H Eastern Mich.		0	3	259 H Akron		3	1								
				95 H Western Mich.		2	3	142 H Buffalo		3	0								
				75 H Northern Ill.		0	3	85 A Bowling Green		1	3								
				106 A Toledo		2	3	177 A Miami (OH)		3	1								

Non-Div. I Games:

Central Mich.

Average RPI Win: 238		WON-LOST	WINNING	LAST 10	STRENGTH OF		OPP. STRENGTH	TEAM	ADJ	CONF.	ADJ CONF.
Average RPI Loss: 164		RECORD	PCT. RANK	GAMES	SCHEDULE		OF SCHEDULE	RPI	RPI	RPI	RPI
DIV. I ONLY		16- 15	.51613	163	6- 4		166	257	178	.46537	201
DIV. I NON-CONF.		6- 9	.4	218	0- 0		165	202	204	.45695	204
TOTALS		RPI 1-25	RPI 26-50		W-L RECORDS		RPI 51-100		RPI 101-150		RPI 150+
16- 15	0- 0	0- 0		OVERALL		0- 3		0- 3		16- 9	
6- 6	0- 0	0- 0		HOME		0- 1		0- 0		6- 5	
6- 5	0- 0	0- 0		AWAY		0- 1		0- 1		6- 3	
4- 4	0- 0	0- 0		NEUTRAL		0- 1		0- 2		4- 1	
6- 9	0- 0	0- 0		NON-CONFERENCE		0- 3		0- 3		6- 3	
2- 3	0- 0	0- 0		HOME		0- 1		0- 0		2- 2	
1- 3	0- 0	0- 0		AWAY		0- 1		0- 1		1- 1	
3- 3	0- 0	0- 0		NEUTRAL		0- 1		0- 2		3- 0	
10- 6	0- 0	0- 0		CONFERENCE		0- 0		0- 0		10- 6	
4- 3	0- 0	0- 0		HOME		0- 0		0- 0		4- 3	
5- 2	0- 0	0- 0		AWAY		0- 0		0- 0		5- 2	
1- 1	0- 0	0- 0		NEUTRAL		0- 0		0- 0		1- 1	
RPI S	Opponent	Score	RPI S	Opponent	Score	RPI S	Opponent	Score	RPI S	Opponent	Score
						52 H	VCU	0 3	110 N	UC Irvine	0 3
						73 A	Ga. Southern	0 3	129 A	South Carolina	0 3
						96 N	Oral Roberts	1 3	144 N	IPFW	0 3
									155 A	Radford	0 3
									155 H	Radford	2 3
									166 A	UNC Greensboro	3 1
									173 A	Cleveland St.	0 3
									175 N	FIU	3 2
									190 A	Liberty	3 2
									190 H	Liberty	3 0
									194 H	Davidson	0 3
									197 A	Coastal Caro.	3 2
									197 H	Coastal Caro.	3 2
									197 N	Coastal Caro.	0 3
									214 H	Elon	3 2
									224 N	North Dakota St.	3 0
									234 A	Campbell	3 1
									234 H	Campbell	2 3
									236 H	Murray St.	0 3
									242 A	UNC Asheville	1 3
									246 H	Winthrop	3 0
									246 N	Winthrop	3 0
									269 H	Presbyterian	1 3
									277 A	Gardner-Webb	3 1
									308 A	Charleston So.	3 1
									308 H	Charleston So.	3 2
									314 H	N.C. A&T	3 0
			LAST 10 GAMES								
			197 N	Coastal Caro.	0 3	190 A	Liberty	3 2			
			246 N	Winthrop	3 0	277 A	Gardner-Webb	3 1			
			197 H	Coastal Caro.	3 2	242 A	UNC Asheville	1 3			
			308 H	Charleston So.	3 2	234 A	Campbell	3 1			
			155 A	Radford	0 3	269 H	Presbyterian	1 3			

Non-Div. I Games:

High Point

RPI	S	Opponent	Score	
322	N	South Carolina St.	3	0

High Point

H  
i  
g  
h  
P  
o  
i  
n  
t

H  
i  
g  
h  
P  
o  
i  
n  
t

Average RPI Win: 290		WON-LOST RECORD		WINNING PCT. RANK		LAST 10 GAMES		STRENGTH OF SCHEDULE		OPP. STRENGTH OF SCHEDULE		TEAM RPI		ADJ RPI		CONF. RPI		ADJ CONF. RPI			
Average RPI Loss: 154																					
DIV. I ONLY		21- 9		.7 52		8- 2		307		306		199		.4648 202		30		30			
DIV. I NON-CONF.		9- 5		.64286 95		0- 0		280		284		188		.46772 193		30		30			
TOTALS		RPI 1-25		RPI 26-50		W-L RECORDS		RPI 51-100		RPI 101-150		RPI 150+									
21- 9		0- 0		0- 1		OVERALL		0- 3		0- 1		21- 4									
9- 1		0- 0		0- 0		HOME		0- 1		0- 0		9- 0									
6- 6		0- 0		0- 1		AWAY		0- 2		0- 0		6- 3									
6- 2		0- 0		0- 0		NEUTRAL		0- 0		0- 1		6- 1									
9- 5		0- 0		0- 1		NON-CONFERENCE		0- 0		0- 1		9- 3									
3- 0		0- 0		0- 0		HOME		0- 0		0- 0		3- 0									
1- 3		0- 0		0- 1		AWAY		0- 0		0- 0		1- 2									
5- 2		0- 0		0- 0		NEUTRAL		0- 0		0- 1		5- 1									
12- 4		0- 0		0- 0		CONFERENCE		0- 3		0- 0		12- 1									
6- 1		0- 0		0- 0		HOME		0- 1		0- 0		6- 0									
5- 3		0- 0		0- 0		AWAY		0- 2		0- 0		5- 1									
1- 0		0- 0		0- 0		NEUTRAL		0- 0		0- 0		1- 0									
RPI S	Opponent	Score		RPI S	Opponent	Score		RPI S	Opponent	Score		RPI S	Opponent	Score							
				50 A	Colgate	0	3	84 A	LIU Brooklyn	0	3	128 N	St. John's (NY)	1	3						
								84 A	LIU Brooklyn	1	3	164 N	Cal Poly	0	3						
								84 H	LIU Brooklyn	0	3	229 A	Sacramento St.	1	3						
												235 N	Manhattan	3	1						
												238 N	San Jose St.	3	0						
												240 A	Dartmouth	0	3						
												261 A	Sacred Heart	3	2						
												261 H	Sacred Heart	3	1						
												261 N	Sacred Heart	3	0						
												274 N	Grand Canyon	3	2						
												280 A	Holy Cross	3	1						
												289 H	Fordham	3	2						
												292 H	Hartford	3	0						
												295 N	Binghamton	3	0						
												300 A	Robert Morris	3	1						
												300 H	Robert Morris	3	0						
												301 A	Saint Francis (PA)	3	0						
												301 H	Saint Francis (PA)	3	1						
												302 H	NJIT	3	1						
												311 N	Providence	3	1						
												312 A	Bryant	3	0						
												312 H	Bryant	3	1						
												320 A	St. Francis Brooklyn	2	3						
												320 H	St. Francis Brooklyn	3	0						
												324 A	Fairleigh Dickinson	3	0						
												324 H	Fairleigh Dickinson	3	0						
LAST 10 GAMES																					
				84 A	LIU Brooklyn	0	3	261 A	Sacred Heart	3	2	320 A	St. Francis Brooklyn	2	3						
				261 N	Sacred Heart	3	0	312 H	Bryant	3	1	320 H	St. Francis Brooklyn	3	0						
				320 H	St. Francis Brooklyn	3	0	300 A	Robert Morris	3	1	324 A	Fairleigh Dickinson	3	0						
				84 H	LIU Brooklyn	0	3	301 A	Saint Francis (PA)	3	0	324 H	Fairleigh Dickinson	3	0						
				324 A	Fairleigh Dickinson	3	0	312 A	Bryant	3	0										

Non-Div. I Games:

Central Conn. St.



Average RPI Win:	228	WON-LOST RECORD	WINNING PCT. RANK	LAST 10 GAMES	STRENGTH OF SCHEDULE	OPP. STRENGTH OF SCHEDULE	TEAM RPI	ADJ RPI	CONF. RPI	ADJ CONF. RPI					
DIV. I ONLY		17- 15	.53125	153	4- 6	241	215	193	.46445	203	13	12			
DIV. I NON-CONF.		10- 6	.625	105	1- 0	292	293	205	.45381	209	13	13			
<hr/>															
TOTALS	RPI 1-25	RPI 26-50		W-L RECORDS		RPI 51-100		RPI 101-150		RPI 150+					
17- 15	0- 0	0- 0		OVERALL		1- 6		1- 1		15- 8					
11- 3	0- 0	0- 0		HOME		1- 1		1- 0		9- 2					
4- 10	0- 0	0- 0		AWAY		0- 5		0- 1		4- 4					
2- 2	0- 0	0- 0		NEUTRAL		0- 0		0- 0		2- 2					
<hr/>															
10- 6	0- 0	0- 0		NON-CONFERENCE		0- 2		0- 0		10- 4					
7- 0	0- 0	0- 0		HOME		0- 0		0- 0		7- 0					
2- 4	0- 0	0- 0		AWAY		0- 2		0- 0		2- 2					
1- 2	0- 0	0- 0		NEUTRAL		0- 0		0- 0		1- 2					
<hr/>															
7- 9	0- 0	0- 0		CONFERENCE		1- 4		1- 1		5- 4					
4- 3	0- 0	0- 0		HOME		1- 1		1- 0		2- 2					
2- 6	0- 0	0- 0		AWAY		0- 3		0- 1		2- 2					
1- 0	0- 0	0- 0		NEUTRAL		0- 0		0- 0		1- 0					
<hr/>															
RPI S	Opponent	Score	RPI S	Opponent	Score	RPI S	Opponent	Score	RPI S	Opponent	Score				
						63 A	Col. of Charleston	0	3	145 A	UNC Wilmington	0	3		
						63 A	Col. of Charleston	0	3	145 H	UNC Wilmington	3	1		
						63 H	Col. of Charleston	2	3	151 A	James Madison	0	3		
						78 A	Northeastern	1	3	151 H	James Madison	0	3		
						78 H	Northeastern	3	2	151 N	James Madison	3	0		
						79 A	Seton Hall	0	3	163 A	Harvard	1	3		
						84 A	LIU Brooklyn	0	3	183 A	Temple	3	1		
												200 H	Central Mich.	3	1
												210 H	Siena	3	0
												213 A	Delaware	3	0
												213 H	Delaware	2	3
												219 A	William & Mary	1	3
												219 H	William & Mary	3	1
												220 A	Towson	3	2
												220 H	Towson	3	0
												221 N	Brown	1	3
												248 H	Princeton	3	1
						250 H	Coppin St.	3	0						
						261 A	Sacred Heart	3	1						
						280 N	Holy Cross	0	3						
289 A	Fordham	1	3												
						306 H	USC Upstate	3	1						
						320 H	St. Francis Brooklyn	3	0						
						327 H	Delaware St.	3	0						
						327 N	Delaware St.	3	0						
						LAST 10 GAMES			LAST 10 GAMES						
63 A	Col. of Charleston	0	3	63 A	Col. of Charleston	0	3	320 H	St. Francis Brooklyn	3	0				
151 N	James Madison	3	0	219 A	William & Mary	1	3	327 H	Delaware St.	3	0				
151 H	James Madison	0	3	151 A	James Madison	0	3	327 N	Delaware St.	3	0				
219 H	William & Mary	3	1	78 H	Northeastern	3	2								
145 A	UNC Wilmington	0	3	261 A	Sacred Heart	3	1								

**Non-Div. I Games:**

Hofstra

Average RPI Win: 228		WON-LOST RECORD		WINNING PCT. RANK		LAST 10 GAMES		STRENGTH OF SCHEDULE		OPP. STRENGTH OF SCHEDULE		TEAM RPI		ADJ RPI		CONF. RPI		ADJ CONF. RPI	
DIV. I ONLY		14- 19		.42424 214		3- 7		146		162		196		.46185 204		14		14	
DIV. I NON-CONF.		9- 6		.6 116		0- 0		122		161		108		.53243 116		14		14	
TOTALS		RPI 1-25		RPI 26-50		W-L RECORDS		RPI 51-100		RPI 101-150		RPI 150+							
14- 19		0- 1		0- 2		OVERALL		1- 4		1- 6		12- 6							
6- 8		0- 0		0- 1		HOME		0- 3		0- 2		6- 2							
3- 9		0- 0		0- 1		AWAY		0- 1		0- 3		3- 4							
5- 2		0- 1		0- 0		NEUTRAL		1- 0		1- 1		3- 0							
9- 6		0- 1		0- 0		NON-CONFERENCE		1- 2		1- 2		7- 1							
3- 2		0- 0		0- 0		HOME		0- 2		0- 0		3- 0							
1- 2		0- 0		0- 0		AWAY		0- 0		0- 1		1- 1							
5- 2		0- 1		0- 0		NEUTRAL		1- 0		1- 1		3- 0							
5- 13		0- 0		0- 2		CONFERENCE		0- 2		0- 4		5- 5							
3- 6		0- 0		0- 1		HOME		0- 1		0- 2		3- 2							
2- 7		0- 0		0- 1		AWAY		0- 1		0- 2		2- 3							
0- 0		0- 0		0- 0		NEUTRAL		0- 0		0- 0		0- 0							
RPI S	Opponent	Score		RPI S	Opponent	Score		RPI S	Opponent	Score		RPI S	Opponent	Score					
10 N	Minnesota	1	3	40 A	Louisville	1	3	78 H	Northeastern	2	3	105 N	Southern Ill.	2	3				
				40 H	Louisville	0	3	82 H	Pittsburgh	2	3	107 A	UCF	2	3				
								88 A	SMU	0	3	107 H	UCF	1	3				
								88 H	SMU	0	3	128 N	St. John's (NY)	3	0				
								90 N	Duquesne	3	0	135 A	South Fla.	0	3				
												135 H	South Fla.	0	3				
												144 A	IPFW	1	3				
												162 A	Georgia Tech	0	3				
												183 A	Temple	0	3				
												183 H	Temple	0	3				
												188 N	Rhode Island	3	2				
												196 A	Houston	0	3				
												196 H	Houston	2	3				
												199 N	New Hampshire	3	1				
												217 N	Troy	3	2				
												225 A	Memphis	2	3				
												225 H	Memphis	3	0				
												239 H	Albany (NY)	3	0				
												240 A	Dartmouth	3	0				
												261 H	Sacred Heart	3	2				
												270 A	Cincinnati	3	2				
												270 H	Cincinnati	3	2				
												285 A	Rutgers	3	0				
												285 H	Rutgers	3	1				
												292 H	Hartford	3	0				
				LAST 10 GAMES															
				270 A	Cincinnati	3	2	107 H	UCF	1	3	285 A	Rutgers	3	0				
				40 A	Louisville	1	3	135 H	South Fla.	0	3	285 H	Rutgers	3	1				
				183 H	Temple	0	3	88 A	SMU	0	3	292 H	Hartford	3	0				
				225 H	Memphis	3	0	196 A	Houston	0	3								
				285 A	Rutgers	3	0	40 H	Louisville	0	3								

Non-Div. I Games:

UConn

Average RPI Win:	230	WON-LOST RECORD	WINNING PCT. RANK	LAST 10 GAMES		STRENGTH OF SCHEDULE	OPP. STRENGTH OF SCHEDULE	TEAM RPI	ADJ RPI	CONF. RPI	ADJ CONF. RPI
DIV. I ONLY		14- 17	.45161 201	5- 5		175	211	203	.46076 205	20	20
DIV. I NON-CONF.		5- 8	.38462 227	0- 1		162	164	203	.45983 201	23	23
TOTALS	RPI 1-25		RPI 26-50	W-L RECORDS		RPI 51-100			RPI 101-150		RPI 150+
14- 17	0- 1		1- 2	OVERALL		1- 4			1- 4		11- 6
7- 5	0- 0		0- 0	HOME		0- 1			0- 2		7- 2
5- 8	0- 0		0- 2	AWAY		0- 1			1- 1		4- 4
2- 4	0- 1		1- 0	NEUTRAL		1- 2			0- 1		0- 0
5- 8	0- 1		1- 1	NON-CONFERENCE		0- 1			0- 3		4- 2
3- 2	0- 0		0- 0	HOME		0- 0			0- 1		3- 1
1- 3	0- 0		0- 1	AWAY		0- 0			0- 1		1- 1
1- 3	0- 1		1- 0	NEUTRAL		0- 1			0- 1		0- 0
9- 9	0- 0		0- 1	CONFERENCE		1- 3			1- 1		7- 4
4- 3	0- 0		0- 0	HOME		0- 1			0- 1		4- 1
4- 5	0- 0		0- 1	AWAY		0- 1			1- 0		3- 3
1- 1	0- 0		0- 0	NEUTRAL		1- 1			0- 0		0- 0
RPI S Opponent Score			RPI S Opponent Score			RPI S Opponent Score			RPI S Opponent Score		
5 N Missouri 0 3			41 N Alabama 3 0			57 N North Carolina St. 1 3			126 A A&M-Corpus Christi 3 0		
			46 A Central Ark. 1 3			96 A Oral Roberts 0 3			126 H A&M-Corpus Christi 0 3		
			49 A UTSA 0 3			96 N Oral Roberts 3 1			145 N UNC Wilmington 1 3		
						98 H Northwestern St. 1 3			148 A Rice 1 3		
						98 N Northwestern St. 0 3			148 H Rice 0 3		
									160 A Sam Houston St. 0 3		
									160 H Sam Houston St. 0 3		
									175 A FIU 1 3		
									182 H Stephen F. Austin 3 2		
									206 H La.-Lafayette 3 0		
									249 A Lamar 2 3		
									249 H Lamar 3 0		
									264 A Southeastern La. 3 2		
									265 A McNeese St. 2 3		
									265 H McNeese St. 3 1		
									278 H Tex.-Pan American 3 2		
									293 H Neb. Omaha 1 3		
									294 A Nicholls St. 3 0		
									294 H Nicholls St. 3 2		
									298 A New Orleans 3 0		
									310 A Prairie View 3 0		
									310 H Prairie View 3 0		
			LAST 10 GAMES								
			98 N Northwestern St. 0 3			126 A A&M-Corpus Christi 3 0					
			96 N Oral Roberts 3 1			148 H Rice 0 3					
			249 H Lamar 3 0			294 H Nicholls St. 3 2					
			160 H Sam Houston St. 0 3			265 H McNeese St. 3 1					
			265 A McNeese St. 2 3			96 A Oral Roberts 0 3					

Non-Div. I Games:	Incarnate Word	1	3	Abilene Christian	3	2
-------------------	----------------	---	---	-------------------	---	---

Houston Baptist

Average RPI Win:	233	WON-LOST RECORD	WINNING PCT. RANK	LAST 10 GAMES	STRENGTH OF SCHEDULE	OPP. STRENGTH OF SCHEDULE	TEAM RPI	ADJ RPI	CONF. RPI	ADJ CONF. RPI	
Average RPI Loss:	149										
DIV. I ONLY		19- 14	.57576 119	4- 6	278	228	200	.46015 206	16	15	
DIV. I NON-CONF.		10- 4	.71429 65	0- 0	317	289	207	.45694 205	15	15	
<hr/>											
TOTALS	RPI 1-25	RPI 26-50		W-L RECORDS	RPI 51-100		RPI 101-150		RPI 150+		
19- 14	0- 0	0- 1		OVERALL	1- 4		2- 1		16- 8		
8- 4	0- 0	0- 0		HOME	1- 1		1- 0		6- 3		
5- 9	0- 0	0- 1		AWAY	0- 2		1- 1		4- 5		
6- 1	0- 0	0- 0		NEUTRAL	0- 1		0- 0		6- 0		
<hr/>											
10- 4	0- 0	0- 1		NON-CONFERENCE	0- 0		0- 1		10- 2		
2- 1	0- 0	0- 0		HOME	0- 0		0- 0		2- 1		
2- 3	0- 0	0- 1		AWAY	0- 0		0- 1		2- 1		
6- 0	0- 0	0- 0		NEUTRAL	0- 0		0- 0		6- 0		
<hr/>											
9- 10	0- 0	0- 0		CONFERENCE	1- 4		2- 0		6- 6		
6- 3	0- 0	0- 0		HOME	1- 1		1- 0		4- 2		
3- 6	0- 0	0- 0		AWAY	0- 2		1- 0		2- 4		
0- 1	0- 0	0- 0		NEUTRAL	0- 1		0- 0		0- 0		
<hr/>											
RPI S	Opponent	Score	RPI S	Opponent	Score	RPI S	Opponent	Score	RPI S	Opponent	Score
			36 A	Georgia	0 3	55 A	Western Ky.	0 3	114 A	Ole Miss	1 3
						55 H	Western Ky.	3 2	124 A	UALR	3 1
						100 A	Texas St.	0 3	124 H	UALR	3 1
						100 H	Texas St.	0 3	159 A	Texas-Arlington	0 3
						100 N	Texas St.	1 3	159 H	Texas-Arlington	2 3
									166 N	UNC Greensboro	3 0
									170 A	Arkansas St.	3 0
									170 H	Arkansas St.	3 0
									179 N	Southern Miss.	3 2
									192 A	South Ala.	1 3
									192 H	South Ala.	1 3
									196 H	Houston	1 3
									205 A	Houston Baptist	0 3
									217 A	Troy	0 3
									217 H	Troy	3 0
									254 N	North Florida	3 0
									260 A	Georgia St.	1 3
									260 H	Georgia St.	3 2
									278 N	Tex.-Pan American	3 1
									288 A	La.-Monroe	3 0
									288 H	La.-Monroe	3 0
			LAST 10 GAMES						290 N	Chattanooga	3 1
			100 N	Texas St.	1 3	288 A	La.-Monroe	3 0	293 N	Neb. Omaha	3 0
			124 H	UALR	3 1	170 H	Arkansas St.	3 0	294 H	Nicholls St.	3 1
			159 H	Texas-Arlington	2 3	217 H	Troy	3 0	309 A	Jackson St.	3 0
			100 H	Texas St.	0 3	192 A	South Ala.	1 3	332 A	Alcorn	3 0
			55 A	Western Ky.	0 3	260 A	Georgia St.	1 3	332 H	Alcorn	3 0

**Non-Div. I Games:**

La.-Lafayette

Average RPI Win:		240	WON-LOST RECORD		WINNING PCT. RANK		LAST 10 GAMES		STRENGTH OF SCHEDULE		OPP. STRENGTH OF SCHEDULE		TEAM RPI		ADJ RPI		CONF. RPI		ADJ CONF. RPI	
DIV. I ONLY			13- 22		.37143 249		4- 6		108		191		201		.45865 207		24		26	
DIV. I NON-CONF.			3- 14		.17647 289		0- 1		74		122		220		.44871 217		26		25	
TOTALS		RPI 1-25		RPI 26-50		W-L RECORDS		RPI 51-100		RPI 101-150		RPI 150+								
13- 22		0- 1		0- 1		OVERALL		0- 9		1- 3		12- 8								
5- 4		0- 0		0- 0		HOME		0- 1		0- 0		5- 3								
4- 10		0- 1		0- 0		AWAY		0- 3		0- 1		4- 5								
4- 8		0- 0		0- 1		NEUTRAL		0- 5		1- 2		3- 0								
3- 14		0- 1		0- 1		NON-CONFERENCE		0- 7		1- 3		2- 2								
0- 1		0- 0		0- 0		HOME		0- 1		0- 0		0- 0								
0- 5		0- 1		0- 0		AWAY		0- 1		0- 1		0- 2								
3- 8		0- 0		0- 1		NEUTRAL		0- 5		1- 2		2- 0								
10- 8		0- 0		0- 0		CONFERENCE		0- 2		0- 0		10- 6								
5- 3		0- 0		0- 0		HOME		0- 0		0- 0		5- 3								
4- 5		0- 0		0- 0		AWAY		0- 2		0- 0		4- 3								
1- 0		0- 0		0- 0		NEUTRAL		0- 0		0- 0		1- 0								
RPI	S	Opponent		Score		RPI	S	Opponent		Score		RPI	S	Opponent		Score				
5	A	Missouri		0 3		38	N	Wichita St.		0 3		52	N	VCU		0 3				
												53	N	Miami (FL)		1 3				
												64	N	Ball St.		0 3				
												66	N	Virginia Tech		0 3				
												76	N	East Tenn. St.		1 3				
												87	A	Middle Tenn.		2 3				
												87	H	Middle Tenn.		0 3				
												97	A	Morehead St.		2 3				
												97	A	Morehead St.		1 3				
												112	N	North Dakota		3 2				
												118	N	UAB		0 3				
												124	N	UALR		1 3				
												135	A	South Fla.		1 3				
												168	A	Southeast Mo. St.		0 3				
												168	H	Southeast Mo. St.		3 1				
												168	N	Southeast Mo. St.		3 1				
												176	H	Belmont		0 3				
												184	A	Tennessee		0 3				
												184	H	Eastern Ky.		3 0				
												186	A	Eastern Ill.		2 3				
												186	H	Eastern Ill.		1 3				
												225	A	Memphis		1 3				
												236	A	Murray St.		3 2				
												236	H	Murray St.		3 2				
												237	A	Jacksonville St.		2 3				
												252	H	Tennessee St.		3 0				
												253	A	SIU Edwardsville		3 1				
												253	H	SIU Edwardsville		0 3				
												291	A	UT Martin		3 2				
												291	H	UT Martin		3 0				
												297	A	Tennessee Tech		3 1				
												305	N	Citadel		3 0				
												323	N	La Salle		3 0				
LAST 10 GAMES																				
						97	A	Morehead St.		2 3		291	A	UT Martin		3 2				
						168	N	Southeast Mo. St.		3 1		87	H	Middle Tenn.		0 3				
						97	A	Morehead St.		1 3		176	H	Belmont		0 3				
						236	A	Murray St.		3 2		252	H	Tennessee St.		3 0				
						168	A	Southeast Mo. St.		0 3		186	H	Eastern Ill.		1 3				

Non-Div. I Games:

Austin Peay

Average RPI Win:	258	WON-LOST	WINNING	LAST 10	STRENGTH OF	OPP. STRENGTH	TEAM	ADJ	CONF.	ADJ CONF.						
Average RPI Loss:	159	RECORD	PCT. RANK	GAMES	SCHEDULE	OF SCHEDULE	RPI	RPI	RPI	RPI						
DIV. I ONLY	18- 13	.58065	116	3- 7	287	235	208	.45798	208	18	18					
DIV. I NON-CONF.	10- 4	.71429	65	0- 0	326	271	218	.44726	219	24	26					
<hr/>																
TOTALS	RPI 1-25	RPI 26-50		W-L RECORDS		RPI 51-100		RPI 101-150		RPI 150+						
18- 13	0- 0	0- 0		OVERALL		0- 2		1- 5		17- 6						
7- 5	0- 0	0- 0		HOME		0- 1		0- 2		7- 2						
5- 7	0- 0	0- 0		AWAY		0- 1		1- 2		4- 4						
6- 1	0- 0	0- 0		NEUTRAL		0- 0		0- 1		6- 0						
<hr/>																
10- 4	0- 0	0- 0		NON-CONFERENCE		0- 0		0- 2		10- 2						
3- 1	0- 0	0- 0		HOME		0- 0		0- 0		3- 1						
1- 3	0- 0	0- 0		AWAY		0- 0		0- 2		1- 1						
6- 0	0- 0	0- 0		NEUTRAL		0- 0		0- 0		6- 0						
<hr/>																
8- 9	0- 0	0- 0		CONFERENCE		0- 2		1- 3		7- 4						
4- 4	0- 0	0- 0		HOME		0- 1		0- 2		4- 1						
4- 4	0- 0	0- 0		AWAY		0- 1		1- 0		3- 3						
0- 1	0- 0	0- 0		NEUTRAL		0- 0		0- 1		0- 0						
<hr/>																
RPI S	Opponent	Score	RPI S	Opponent	Score	RPI S	Opponent	Score	RPI S	Opponent	Score					
						73 A Ga. Southern	1	3	108 A Samford	3	2					
						73 H Ga. Southern	0	3	108 H Samford	1	3					
														108 N Samford	0	3
														123 H Furman	1	3
														129 A South Carolina	0	3
														145 A UNC Wilmington	1	3
														153 A Appalachian St.	0	3
														153 H Appalachian St.	3	1
														166 A UNC Greensboro	0	3
														194 A Davidson	3	1
														194 H Davidson	3	2
														214 A Elon	1	3
														225 A Memphis	3	2
														231 H Boston College	3	1
														242 H UNC Asheville	0	3
														258 H Wofford	2	3
														264 N Southeastern La.	3	0
														269 N Presbyterian	3	0
														277 A Gardner-Webb	1	3
														284 N Alabama A&M	3	0
			LAST 10 GAMES						290 A Chattanooga	3	0					
									290 H Chattanooga	3	0					
									296 H Wright St.	3	0					
									300 N Robert Morris	3	0					
									305 A Citadel	3	0					
									305 H Citadel	3	0					
									306 H USC Upstate	3	1					

Non-Div. I Games:

Western Caro.

RPI	S	Opponent	Score	
307	N	Mercer	3	0
314	N	N.C. A&T	3	0

Western Caro.

W  
e  
s  
t  
e  
r  
n  
C  
a  
r  
o  
.

W  
e  
s  
t  
e  
r  
n  
C  
a  
r  
o  
.

Average RPI Win: 186		WON-LOST	WINNING	LAST 10	STRENGTH OF		OPP. STRENGTH	TEAM	ADJ	CONF.	ADJ CONF.				
Average RPI Loss: 81		RECORD	PCT. RANK	GAMES	SCHEDULE		OF SCHEDULE	RPI	RPI	RPI	RPI				
DIV. I ONLY		9- 20	.31034	266	2- 8		100	50	198	.45696	209	3	3		
DIV. I NON-CONF.		6- 7	.46154	189	0- 1		275	210	234	.41745	250	4	3		
TOTALS		RPI 1-25	RPI 26-50		W-L RECORDS		RPI 51-100		RPI 101-150		RPI 150+				
9- 20		0- 6	0- 2		OVERALL		4- 7		0- 1		5- 4				
3- 9		0- 3	0- 1		HOME		2- 3		0- 0		1- 2				
3- 8		0- 3	0- 1		AWAY		2- 4		0- 0		1- 0				
3- 3		0- 0	0- 0		NEUTRAL		0- 0		0- 1		3- 2				
6- 7		0- 0	0- 0		NON-CONFERENCE		1- 2		0- 1		5- 4				
1- 3		0- 0	0- 0		HOME		0- 1		0- 0		1- 2				
2- 1		0- 0	0- 0		AWAY		1- 1		0- 0		1- 0				
3- 3		0- 0	0- 0		NEUTRAL		0- 0		0- 1		3- 2				
3- 13		0- 6	0- 2		CONFERENCE		3- 5		0- 0		0- 0				
2- 6		0- 3	0- 1		HOME		2- 2		0- 0		0- 0				
1- 7		0- 3	0- 1		AWAY		1- 3		0- 0		0- 0				
0- 0		0- 0	0- 0		NEUTRAL		0- 0		0- 0		0- 0				
RPI	S	Opponent	Score	RPI	S	Opponent	Score	RPI	S	Opponent	Score				
2	A	Texas	0 <div>3</div>	27	A	Iowa St.	2 <div>3</div>	58	A	Kansas St.	0 <div>3</div>	130	N	South Dakota	1 <div>3</div>
2	H	Texas	0 <div>3</div>	27	H	Iowa St.	0 <div>3</div>	58	H	Kansas St.	3 1	191	H	Cal St. Fullerton	0 <div>3</div>
12	A	Kansas	0 <div>3</div>					67	A	Washington St.	0 <div>3</div>	195	H	Montana	0 <div>3</div>
12	H	Kansas	0 <div>3</div>					68	H	New Mexico	0 <div>3</div>	195	N	Montana	3 1
19	A	Oklahoma	1 <div>3</div>					74	A	West Virginia	2 <div>3</div>	216	N	Seattle	0 <div>3</div>
19	H	Oklahoma	1 <div>3</div>					74	H	West Virginia	1 <div>3</div>	230	N	Eastern Wash.	1 <div>3</div>
								92	A	TCU	3 2	273	H	Nevada	3 0
								92	H	TCU	3 0	274	N	Grand Canyon	3 1
								94	A	Baylor	0 <div>3</div>	287	N	UC Riverside	3 0
								94	H	Baylor	1 <div>3</div>	304	A	Weber St.	3 1
								100	A	Texas St.	3 2				
LAST 10 GAMES															
				92	H	TCU	3 0	58	H	Kansas St.	3 1				
				12	A	Kansas	0 <div>3</div>	74	A	West Virginia	2 <div>3</div>				
				19	H	Oklahoma	1 <div>3</div>	27	A	Iowa St.	2 <div>3</div>				
				2	H	Texas	0 <div>3</div>	94	H	Baylor	1 <div>3</div>				
				94	A	Baylor	0 <div>3</div>	68	H	New Mexico	0 <div>3</div>				

Non-Div. I Games: Abilene Christian 1  Incarnate Word 2  Abilene Christian 3 0

Texas Tech



[illegible]

**Non-Div. I Games:**

Siena

Average RPI Win: 251		WON-LOST RECORD		WINNING PCT. RANK		LAST 10 GAMES		STRENGTH OF SCHEDULE		OPP. STRENGTH OF SCHEDULE		TEAM RPI		ADJ RPI		CONF. RPI		ADJ CONF. RPI	
DIV. I ONLY		13- 17		.43333 207		5- 5		169		231		210		.45388 211		22		23	
DIV. I NON-CONF.		5- 6		.45455 196		0- 1		119		211		158		.48988 163		22		22	
TOTALS		RPI 1-25		RPI 26-50		W-L RECORDS		RPI 51-100		RPI 101-150		RPI 150+							
13- 17		0- 0		0- 1		OVERALL		0- 8		1- 1		12- 7							
10- 4		0- 0		0- 0		HOME		0- 4		1- 0		9- 0							
2- 10		0- 0		0- 1		AWAY		0- 3		0- 1		2- 5							
1- 3		0- 0		0- 0		NEUTRAL		0- 1		0- 0		1- 2							
5- 6		0- 0		0- 1		NON-CONFERENCE		0- 1		1- 1		4- 3							
4- 0		0- 0		0- 0		HOME		0- 0		1- 0		3- 0							
0- 3		0- 0		0- 1		AWAY		0- 0		0- 1		0- 1							
1- 3		0- 0		0- 0		NEUTRAL		0- 1		0- 0		1- 2							
8- 11		0- 0		0- 0		CONFERENCE		0- 7		0- 0		8- 4							
6- 4		0- 0		0- 0		HOME		0- 4		0- 0		6- 0							
2- 7		0- 0		0- 0		AWAY		0- 3		0- 0		2- 4							
0- 0		0- 0		0- 0		NEUTRAL		0- 0		0- 0		0- 0							
RPI	S	Opponent	Score	RPI	S	Opponent	Score	RPI	S	Opponent	Score	RPI	S	Opponent	Score				
				36	A	Georgia	0 3	69	A	Lipscomb	1 3	108	H	Samford	3 1				
								69	H	Lipscomb	1 3	114	A	Ole Miss	0 3				
								69	H	Lipscomb	0 3	155	A	Radford	1 3				
								73	N	Ga. Southern	0 3	161	A	FGCU	1 3				
								76	A	East Tenn. St.	0 3	161	H	FGCU	3 0				
								76	H	East Tenn. St.	1 3	170	N	Arkansas St.	2 3				
								86	A	Jacksonville	0 3	184	N	Eastern Ky.	2 3				
								86	H	Jacksonville	1 3	197	H	Coastal Caro.	3 1				
												233	A	Northern Ky.	2 3				
												233	H	Northern Ky.	3 1				
												254	A	North Florida	3 0				
												254	H	North Florida	3 2				
												257	A	Stetson	1 3				
												257	H	Stetson	3 2				
												262	H	Stony Brook	3 1				
												297	H	Tennessee Tech	3 2				
												306	A	USC Upstate	0 3				
												306	H	USC Upstate	3 0				
												307	A	Mercer	3 2				
												307	H	Mercer	3 2				
												314	N	N.C. A&T	3 0				
LAST 10 GAMES																			
				36	A	Georgia	0 3	233	H	Northern Ky.	3 1								
				69	H	Lipscomb	1 3	69	H	Lipscomb	0 3								
				307	H	Mercer	3 2	76	A	East Tenn. St.	0 3								
				86	A	Jacksonville	0 3	161	H	FGCU	3 0								
				254	A	North Florida	3 0	257	H	Stetson	3 2								

Non-Div. I Games:

Kennesaw St.

Average RPI Win:		305	WON-LOST RECORD		WINNING PCT. RANK		LAST 10 GAMES		STRENGTH OF SCHEDULE		OPP. STRENGTH OF SCHEDULE		TEAM RPI		ADJ RPI		CONF. RPI		ADJ CONF. RPI				
Average RPI Loss:		118																					
DIV. I ONLY			15- 8		.65217 69		8- 2		316		307		225		.45338 212		31		32				
DIV. I NON-CONF.			4- 7		.36364 237		1- 1		76		193		161		.49147 160		31		31				
TOTALS		RPI 1-25		RPI 26-50		W-L RECORDS		RPI 51-100		RPI 101-150		RPI 150+											
15- 8		0- 0		0- 0		OVERALL		0- 4		0- 1		15- 3											
6- 1		0- 0		0- 0		HOME		0- 0		0- 0		6- 1											
6- 4		0- 0		0- 0		AWAY		0- 2		0- 0		6- 2											
3- 3		0- 0		0- 0		NEUTRAL		0- 2		0- 1		3- 0											
4- 7		0- 0		0- 0		NON-CONFERENCE		0- 4		0- 1		4- 2											
1- 1		0- 0		0- 0		HOME		0- 0		0- 0		1- 1											
1- 3		0- 0		0- 0		AWAY		0- 2		0- 0		1- 1											
2- 3		0- 0		0- 0		NEUTRAL		0- 2		0- 1		2- 0											
11- 1		0- 0		0- 0		CONFERENCE		0- 0		0- 0		11- 1											
5- 0		0- 0		0- 0		HOME		0- 0		0- 0		5- 0											
5- 1		0- 0		0- 0		AWAY		0- 0		0- 0		5- 1											
1- 0		0- 0		0- 0		NEUTRAL		0- 0		0- 0		1- 0											
RPI	S	Opponent		Score		RPI	S	Opponent		Score		RPI	S	Opponent		Score		RPI	S	Opponent		Score	

Non-Div. I Games:

Florida A&amp;M

Average RPI Win:		223	WON-LOST RECORD		WINNING PCT. RANK		LAST 10 GAMES		STRENGTH OF SCHEDULE		OPP. STRENGTH OF SCHEDULE		TEAM RPI		ADJ RPI		CONF. RPI		ADJ CONF. RPI				
Average RPI Loss:		128																					
DIV. I ONLY			11- 17		.39286 234		1- 9		172		131		217		.45279 213		13		12				
DIV. I NON-CONF.			8- 6		.57143 140		0- 0		203		154		149		.49415 155		13		13				
TOTALS		RPI 1-25		RPI 26-50		W-L RECORDS		RPI 51-100		RPI 101-150		RPI 150+											
11- 17		0- 1		0- 1		OVERALL		0- 5		2- 3		9- 7											
3- 7		0- 0		0- 0		HOME		0- 2		1- 1		2- 4											
6- 7		0- 0		0- 0		AWAY		0- 3		1- 2		5- 2											
2- 3		0- 1		0- 1		NEUTRAL		0- 0		0- 0		2- 1											
8- 6		0- 1		0- 1		NON-CONFERENCE		0- 1		2- 1		6- 2											
3- 0		0- 0		0- 0		HOME		0- 0		1- 0		2- 0											
3- 3		0- 0		0- 0		AWAY		0- 1		1- 1		2- 1											
2- 3		0- 1		0- 1		NEUTRAL		0- 0		0- 0		2- 1											
3- 11		0- 0		0- 0		CONFERENCE		0- 4		0- 2		3- 5											
0- 7		0- 0		0- 0		HOME		0- 2		0- 1		0- 4											
3- 4		0- 0		0- 0		AWAY		0- 2		0- 1		3- 1											
0- 0		0- 0		0- 0		NEUTRAL		0- 0		0- 0		0- 0											
RPI	S	Opponent		Score		RPI	S	Opponent		Score		RPI	S	Opponent		Score							
9	N	Wisconsin		0 3		41	N	Alabama		1 3		63	A	Col. of Charleston		0 3							
												63	H	Col. of Charleston		0 3							
												71	A	Pepperdine		0 3							
												78	A	Northeastern		1 3							
												78	H	Northeastern		1 3							
												120	A	Clemson		3 1							
												123	H	Furman		3 2							
												143	A	Villanova		2 3							
												145	A	UNC Wilmington		0 3							
												145	H	UNC Wilmington		2 3							
												151	A	James Madison		1 3							
												151	H	James Madison		1 3							
												171	A	Penn		2 3							
												203	A	Hofstra		3 2							
												203	H	Hofstra		0 3							
												217	N	Troy		3 2							
												219	A	William & Mary		3 2							
												219	H	William & Mary		2 3							
												220	A	Towson		3 0							
												220	H	Towson		1 3							
												222	N	Iona		0 3							
												228	A	UMBC		3 2							
												256	A	Loyola Maryland		3 0							
												261	H	Sacred Heart		3 0							
												285	H	Rutgers		3 2							
												323	N	La Salle		3 0							
LAST 10 GAMES																							
63 H Col. of Charleston						0 3						219 H William & Mary						2 3					
145 H UNC Wilmington						2 3						151 H James Madison						1 3					
220 H Towson						1 3						78 A Northeastern						1 3					
145 A UNC Wilmington						0 3						203 A Hofstra						3 2					
63 A Col. of Charleston						0 3						151 A James Madison						1 3					

Non-Div. I Games:

Delaware

E  
l  
o  
n

Elon					Through Games Of Through Matches of Dec. 21, 2013 (							
Average RPI Win: 253		WON-LOST RECORD	WINNING PCT. RANK	LAST 10 GAMES	STRENGTH OF SCHEDULE	OPP. STRENGTH OF SCHEDULE	TEAM RPI	ADJ RPI	CONF. RPI	ADJ CONF. RPI		
Average RPI Loss: 157												
DIV. I ONLY		16- 17	.48485 181	4- 6	208	267	209	.45181 214	18	18		
DIV. I NON-CONF.		9- 7	.5625 146	0- 0	251	292	202	.45297 210	24	26		
TOTALS		RPI 1-25	RPI 26-50		W-L RECORDS		RPI 51-100		RPI 101-150		RPI 150+	
16- 17	0- 0	0- 0		OVERALL		0- 3		1- 5		15- 9		
8- 5	0- 0	0- 0		HOME		0- 1		1- 0		7- 4		
6- 7	0- 0	0- 0		AWAY		0- 1		0- 3		6- 3		
2- 5	0- 0	0- 0		NEUTRAL		0- 1		0- 2		2- 2		
9- 7	0- 0	0- 0		NON-CONFERENCE		0- 0		0- 3		9- 4		
4- 1	0- 0	0- 0		HOME		0- 0		0- 0		4- 1		
3- 2	0- 0	0- 0		AWAY		0- 0		0- 1		3- 1		
2- 4	0- 0	0- 0		NEUTRAL		0- 0		0- 2		2- 2		
7- 10	0- 0	0- 0		CONFERENCE		0- 3		1- 2		6- 5		
4- 4	0- 0	0- 0		HOME		0- 1		1- 0		3- 3		
3- 5	0- 0	0- 0		AWAY		0- 1		0- 2		3- 2		
0- 1	0- 0	0- 0		NEUTRAL		0- 1		0- 0		0- 0		
RPI S	Opponent	Score	RPI S	Opponent	Score	RPI S	Opponent	Score	RPI S	Opponent	Score	
						73 A Ga. Southern	1	3	107 A UCF	0	3	
						73 H Ga. Southern	0	3	108 A Samford	0	3	
						73 N Ga. Southern	0	3	123 A Furman	1	3	
									123 H Furman	3	2	
									145 N UNC Wilmington	0	3	
									150 N George Washington	2	3	
									153 H Appalachian St.	0	3	
									155 H Radford	3	2	
									166 A UNC Greensboro	1	3	
									166 H UNC Greensboro	0	3	
									182 N Stephen F. Austin	2	3	
									194 A Davidson	3	0	
									194 H Davidson	2	3	
									201 A High Point	2	3	
									208 H Western Caro.	3	1	
									226 A Navy	3	0	
									232 H East Carolina	0	3	
									234 H Campbell	3	0	
									251 A Charlotte	3	1	
									252 N Tennessee St.	3	1	
									258 A Wofford	1	3	
									258 H Wofford	3	2	
									266 N Ill.-Chicago	1	3	
									277 H Gardner-Webb	3	2	
									290 A Chattanooga	3	2	
									305 A Citadel	3	2	
									305 H Citadel	3	0	
			LAST 10 GAMES									
			73 N Ga. Southern	0	3	208 H Western Caro.	3	1	266 N Ill.-Chicago	1	3	
			194 H Davidson	2	3	153 H Appalachian St.	0	3	277 H Gardner-Webb	3	2	
			166 H UNC Greensboro	0	3	258 H Wofford	3	2	290 A Chattanooga	3	2	
			123 A Furman	1	3	123 H Furman	3	2	305 A Citadel	3	2	
			258 A Wofford	1	3	290 A Chattanooga	3	2	305 H Citadel	3	0	

Non-Div. I Games:

Elon

E  
l  
o  
n

RPI	S	Opponent	Score	
314	A	N.C. A&T	3	0
322	N	South Carolina St.	3	0
326	H	N.C. Central	3	0

Elon

E  
l  
o  
n

E  
l  
o  
n

Average RPI Win:		201	WON-LOST		WINNING		LAST 10		STRENGTH OF		OPP. STRENGTH		TEAM	ADJ		CONF.	ADJ CONF.				
Average RPI Loss:		136	RECORD		PCT. RANK		GAMES		SCHEDULE		OF SCHEDULE		RPI	RPI		RPI	RPI				
DIV. I ONLY			12- 18		.4	230		2- 8		186		137		219	.44893		215	9			
DIV. I NON-CONF.			6- 7		.46154	189		0- 0		290		208		244	.41705		252	10			
TOTALS		RPI 1-25		RPI 26-50			W-L RECORDS			RPI 51-100			RPI 101-150			RPI 150+					
12- 18		0- 0		1- 2			OVERALL			0- 5			2- 5			9- 6					
7- 4		0- 0		1- 0			HOME			0- 2			1- 2			5- 0					
2- 10		0- 0		0- 1			AWAY			0- 3			0- 3			2- 3					
3- 4		0- 0		0- 1			NEUTRAL			0- 0			1- 0			2- 3					
6- 7		0- 0		0- 0			NON-CONFERENCE			0- 0			1- 2			5- 5					
3- 0		0- 0		0- 0			HOME			0- 0			0- 0			3- 0					
0- 4		0- 0		0- 0			AWAY			0- 0			0- 2			0- 2					
3- 3		0- 0		0- 0			NEUTRAL			0- 0			1- 0			2- 3					
6- 11		0- 0		1- 2			CONFERENCE			0- 5			1- 3			4- 1					
4- 4		0- 0		1- 0			HOME			0- 2			1- 2			2- 0					
2- 6		0- 0		0- 1			AWAY			0- 3			0- 1			2- 1					
0- 1		0- 0		0- 1			NEUTRAL			0- 0			0- 0			0- 0					
RPI	S	Opponent		Score		RPI	S	Opponent		Score		RPI	S	Opponent		Score					
				39	A	Ohio		0	3	64	H	Ball St.		1	3	105	N	Southern Ill.		3	0
				39	H	Ohio		3	1	75	A	Northern Ill.		0	3	106	H	Toledo		1	3
				39	N	Ohio		0	3	85	A	Bowling Green		1	3	122	A	Indiana		1	3
										85	H	Bowling Green		1	3	125	A	Marshall		2	3
										95	A	Western Mich.		0	3	132	H	Eastern Mich.		1	3
																142	A	Buffalo		1	3
																142	H	Buffalo		3	2
																177	A	Miami (OH)		1	3
																177	H	Miami (OH)		3	0
																184	N	Eastern Ky.		3	2
																186	H	Eastern Ill.		3	1
																191	A	Cal St. Fullerton		0	3
																193	A	Youngstown St.		1	3
																200	A	Central Mich.		3	0
																219	N	William & Mary		2	3
																259	A	Akron		3	2
																259	H	Akron		3	2
																266	H	Ill.-Chicago		3	1
																277	N	Gardner-Webb		1	3
																285	N	Rutgers		0	3
																295	H	Binghamton		3	0
																300	N	Robert Morris		3	0
LAST 10 GAMES																					
				39	N	Ohio		0	3	259	H	Akron		3	2						
				132	H	Eastern Mich.		1	3	142	H	Buffalo		3	2						
				39	A	Ohio		0	3	75	A	Northern Ill.		0	3						
				85	A	Bowling Green		1	3	95	A	Western Mich.		0	3						
				177	A	Miami (OH)		1	3	106	H	Toledo		1	3						

Non-Div. I Games:

Kent St.

Average RPI Win:		241	WON-LOST RECORD		WINNING PCT. RANK		LAST 10 GAMES		STRENGTH OF SCHEDULE		OPP. STRENGTH OF SCHEDULE		TEAM RPI		ADJ RPI		CONF. RPI		ADJ CONF. RPI				
Average RPI Loss:		115																					
DIV. I ONLY			13- 20		.39394 233		4- 6		202		168		223		.4488 216		26		24				
DIV. I NON-CONF.			3- 12		.2 286		0- 0		188		71		266		.41118 259		25		24				
TOTALS		RPI 1-25		RPI 26-50		W-L RECORDS		RPI 51-100		RPI 101-150		RPI 150+											
13- 20		0- 1		0- 2		OVERALL		0- 6		1- 6		12- 5											
6- 3		0- 0		0- 0		HOME		0- 1		1- 1		5- 1											
3- 13		0- 1		0- 2		AWAY		0- 3		0- 3		3- 4											
4- 4		0- 0		0- 0		NEUTRAL		0- 2		0- 2		4- 0											
3- 12		0- 1		0- 2		NON-CONFERENCE		0- 4		0- 2		3- 3											
0- 1		0- 0		0- 0		HOME		0- 0		0- 0		0- 1											
0- 8		0- 1		0- 2		AWAY		0- 2		0- 1		0- 2											
3- 3		0- 0		0- 0		NEUTRAL		0- 2		0- 1		3- 0											
10- 8		0- 0		0- 0		CONFERENCE		0- 2		1- 4		9- 2											
6- 2		0- 0		0- 0		HOME		0- 1		1- 1		5- 0											
3- 5		0- 0		0- 0		AWAY		0- 1		0- 2		3- 2											
1- 1		0- 0		0- 0		NEUTRAL		0- 0		0- 1		1- 0											
RPI	S	Opponent		Score		RPI	S	Opponent		Score		RPI	S	Opponent		Score		RPI	S	Opponent		Score	
3	A	Washington		0 3		31	A	Oregon		0 3		51	N	Arizona St.		0 3		116	A	Loyola Marymount		0 3	
						32	A	Cal St. Northridge		0 3		63	N	Col. of Charleston		1 3		131	N	UNLV		0 3	
												67	A	Washington St.		0 3		133	A	Bakersfield		0 3	
												80	A	Long Beach St.		0 3		133	H	Bakersfield		1 3	
												93	A	New Mexico St.		1 3		133	N	Bakersfield		1 3	
												93	H	New Mexico St.		1 3		139	A	Idaho		1 3	
																		139	H	Idaho		3 1	
																		152	A	Gonzaga		0 3	
																		156	A	UMKC		1 3	
																		156	H	UMKC		3 0	
																		165	A	Utah Valley		0 3	
																		165	H	Utah Valley		3 2	
																		165	N	Utah Valley		3 2	
																		209	N	Texas Tech		3 0	
																		230	H	Eastern Wash.		0 3	
																		273	N	Nevada		3 0	
																		274	A	Grand Canyon		3 1	
																		274	H	Grand			

**Non-Div. I Games:**

Seattle



Average RPI Win: 209		WON-LOST RECORD	WINNING PCT. RANK		LAST 10 GAMES		STRENGTH OF SCHEDULE		OPP. STRENGTH OF SCHEDULE		TEAM RPI		ADJ RPI		CONF. RPI		ADJ CONF. RPI		
Average RPI Loss: 143			13- 21 5- 9		.38235 241 .35714 241		4- 6 0- 0		142 180		185 190		215 224		.44664 217 .43947 224		16 15		
DIV. I ONLY		13- 21		.38235 241		4- 6		142		185		215		.44664 217		16		15	
DIV. I NON-CONF.		5- 9		.35714 241		0- 0		180		190		224		.43947 224		15		15	
TOTALS		RPI 1-25		RPI 26-50		W-L RECORDS		RPI 51-100		RPI 101-150		RPI 150+							
13- 21		0- 0		0- 1		OVERALL		2- 5		0- 5		11- 10							
8- 5		0- 0		0- 0		HOME		2- 2		0- 1		6- 2							
3- 10		0- 0		0- 0		AWAY		0- 3		0- 2		3- 5							
2- 6		0- 0		0- 1		NEUTRAL		0- 0		0- 2		2- 3							
5- 9		0- 0		0- 1		NON-CONFERENCE		1- 1		0- 3		4- 4							
2- 0		0- 0		0- 0		HOME		1- 0		0- 0		1- 0							
1- 3		0- 0		0- 0		AWAY		0- 1		0- 1		1- 1							
2- 6		0- 0		0- 1		NEUTRAL		0- 0		0- 2		2- 3							
8- 12		0- 0		0- 0		CONFERENCE		1- 4		0- 2		7- 6							
6- 5		0- 0		0- 0		HOME		1- 2		0- 1		5- 2							
2- 7		0- 0		0- 0		AWAY		0- 2		0- 1		2- 4							
0- 0		0- 0		0- 0		NEUTRAL		0- 0		0- 0		0- 0							
RPI	S	Opponent	Score	RPI	S	Opponent	Score	RPI	S	Opponent	Score	RPI	S	Opponent	Score	RPI	S	Opponent	Score
				41	N	Alabama	1 3	55	A	Western Ky.	0 3	120	A	Clemson	1 3				
								55	H	Western Ky.	0 3	124	A	UALR	0 3				
								55	H	Western Ky.	3 0	124	H	UALR	2 3				
								65	A	Auburn	1 3	128	N	St. John's (NY)	0 3				
								73	H	Ga. Southern	3 0	147	N	Green Bay	1 3				
								100	A	Texas St.	1 3	159	A	Texas-Arlington	2 3				
								100	H	Texas St.	1 3	159	H	Texas-Arlington	3 2				
												159	H	Texas-Arlington	2 3				
												162	A	Georgia Tech	3 1				
												170	A	Arkansas St.	2 3				
												170	H	Arkansas St.	3 1				
												179	A	Southern Miss.	0 3				
												182	N	Stephen F. Austin	2 3				
												192	A	South Ala.	3 0				
												192	H	South Ala.	1 3				
												204	N	UConn	2 3				
												206	A	La.-Lafayette	0 3				
												206	H	La.-Lafayette	3 0				
												213	N	Delaware	2 3				
												260	A	Georgia St.	3 1				
												260	H	Georgia St.	3 1				
												275	H	Alabama St.	3 0				
												288	A	La.-Monroe	2 3				
												288	H	La.-Monroe	3 0				
												307	N	Mercer	3 2				
												309	N	Jackson St.	3 0				
				LAST 10 GAMES															
				159	H	Texas-Arlington	2 3	170	H	Arkansas St.	3 1	288	A	La.-Monroe	2 3				
				55	H	Western Ky.	3 0	192	H	South Ala.	1 3	288	H	La.-Monroe	3 0				
				55	A	Western Ky.	0 3	288	A	La.-Monroe	2 3	307	N	Mercer	3 2				
				260	A	Georgia St.	3 1	206	A	La.-Lafayette	0 3	309	N	Jackson St.	3 0				
				159	H	Texas-Arlington	3 2	100	H	Texas St.	1 3								

Non-Div. I Games:

Troy

Average RPI Win:	186	WON-LOST	WINNING	LAST 10	STRENGTH OF	OPP. STRENGTH	TEAM	ADJ	CONF.	ADJ CONF.	
Average RPI Loss:	106	RECORD	PCT. RANK	GAMES	SCHEDULE	OF SCHEDULE	RPI	RPI	RPI	RPI	
DIV. I ONLY	8- 24	.25	285	3- 7	106	101	229	.44649	218	10	10
DIV. I NON-CONF.	3- 9	.25	278	0- 0	95	91	208	.46202	200	9	9
TOTALS	RPI 1-25	RPI 26-50		W-L RECORDS		RPI 51-100		RPI 101-150		RPI 150+	
8- 24	0- 3	0- 1		OVERALL		1- 8		3- 9		4- 3	
6- 6	0- 1	0- 0		HOME		0- 3		3- 1		3- 1	
1- 13	0- 1	0- 0		AWAY		0- 4		0- 6		1- 2	
1- 5	0- 1	0- 1		NEUTRAL		1- 1		0- 2		0- 0	
3- 9	0- 1	0- 1		NON-CONFERENCE		1- 2		0- 4		2- 1	
1- 1	0- 0	0- 0		HOME		0- 0		0- 0		1- 1	
1- 3	0- 0	0- 0		AWAY		0- 1		0- 2		1- 0	
1- 5	0- 1	0- 1		NEUTRAL		1- 1		0- 2		0- 0	
5- 15	0- 2	0- 0		CONFERENCE		0- 6		3- 5		2- 2	
5- 5	0- 1	0- 0		HOME		0- 3		3- 1		2- 0	
0- 10	0- 1	0- 0		AWAY		0- 3		0- 4		0- 2	
0- 0	0- 0	0- 0		NEUTRAL		0- 0		0- 0		0- 0	
RPI S	Opponent	Score	RPI S	Opponent	Score	RPI S	Opponent	Score	RPI S	Opponent	Score
6 N	Stanford	0 3	45 N	Yale	0 3	56 A	St. Mary's (CA)	0 3	102 A	Fresno St.	1 3
23 A	Colorado St.	0 3				68 A	New Mexico	0 3	102 H	Fresno St.	3 0
23 H	Colorado St.	0 3				68 H	New Mexico	1 3	110 N	UC Irvine	2 3
						80 N	Long Beach St.	3 2	117 A	San Francisco	0 3
						81 A	Utah St.	1 3	126 N	A&M-Corpus Christi	1 3
						81 H	Utah St.	1 3	131 A	UNLV	1 3
						89 A	San Diego St.	0 3	131 H	UNLV	1 3
						89 H	San Diego St.	1 3	137 A	Wyoming	1 3
						99 N	Army	2 3	137 H	Wyoming	3 1
									141 A	Denver	1 3
									146 A	Boise St.	0 3
									146 H	Boise St.	3 1
									165 H	Utah Valley	2 3
									226 A	Navy	3 2
									238 A	San Jose St.	1 3
									238 H	San Jose St.	3 0
									273 A	Nevada	1 3
									273 H	Nevada	3 0
									287 H	UC Riverside	3 0
			LAST 10 GAMES								
			238 H	San Jose St.	3 0	23 A	Colorado St.	0 3			
			102 H	Fresno St.	3 0	137 A	Wyoming	1 3			
			81 A	Utah St.	1 3	146 H	Boise St.	3 1			
			273 A	Nevada	1 3	81 H	Utah St.	1 3			
			68 A	New Mexico	0 3	131 A	UNLV	1 3			

Non-Div. I Games:

Air Force

Average RPI Win:	190	WON-LOST RECORD	WINNING PCT. RANK	LAST 10 GAMES	STRENGTH OF SCHEDULE	OPP. STRENGTH OF SCHEDULE	TEAM RPI	ADJ RPI	CONF. RPI	ADJ CONF. RPI	
Average RPI Loss:	143										
DIV. I ONLY	11- 21	.34375	254	4- 6	117	145	214	.44529	219	13	12
DIV. I NON-CONF.	5- 12	.29412	266	0- 1	158	150	226	.42738	238	13	13
<hr/>											
TOTALS	RPI 1-25	RPI 26-50		W-L RECORDS	RPI 51-100		RPI 101-150		RPI 150+		
11- 21	0- 0	0- 0		OVERALL	2- 8		1- 3		8- 10		
7- 5	0- 0	0- 0		HOME	1- 1		1- 0		5- 4		
2- 10	0- 0	0- 0		AWAY	0- 5		0- 1		2- 4		
2- 6	0- 0	0- 0		NEUTRAL	1- 2		0- 2		1- 2		
<hr/>											
5- 12	0- 0	0- 0		NON-CONFERENCE	1- 5		0- 1		4- 6		
3- 2	0- 0	0- 0		HOME	0- 0		0- 0		3- 2		
0- 5	0- 0	0- 0		AWAY	0- 3		0- 0		0- 2		
2- 5	0- 0	0- 0		NEUTRAL	1- 2		0- 1		1- 2		
<hr/>											
6- 9	0- 0	0- 0		CONFERENCE	1- 3		1- 2		4- 4		
4- 3	0- 0	0- 0		HOME	1- 1		1- 0		2- 2		
2- 5	0- 0	0- 0		AWAY	0- 2		0- 1		2- 2		
0- 1	0- 0	0- 0		NEUTRAL	0- 0		0- 1		0- 0		
<hr/>											
RPI S	Opponent	Score	RPI S	Opponent	Score	RPI S	Opponent	Score	RPI S	Opponent	Score
						52 A	VCU	1 3	104 N	Wake Forest	1 3
						63 A	Col. of Charleston	0 3	145 A	UNC Wilmington	0 3
						63 H	Col. of Charleston	0 3	145 H	UNC Wilmington	3 2
						66 A	Virginia Tech	1 3	145 N	UNC Wilmington	1 3
						69 N	Lipscomb	0 3	151 A	James Madison	2 3
						72 A	Virginia	1 3	151 H	James Madison	2 3
						78 A	Northeastern	0 3	180 H	Northern Ariz.	0 3
						78 H	Northeastern	3 2	187 A	Hampton	2 3
						79 N	Seton Hall	0 3	190 H	Liberty	3 1
						90 N	Duquesne	3 2	191 A	Cal St. Fullerton	0 3
									203 A	Hofstra	1 3
									203 H	Hofstra	3 1
									213 A	Delaware	3 2
									213 H	Delaware	2 3
									215 N	Kent St.	3 2
									220 A	Towson	3 1
									220 H	Towson	3 2
									234 H	Campbell	2 3
									238 H	San Jose St.	3 1
									272 N	Columbia	0 3
			277 N	Gardner-Webb	1 3						
			281 H	Norfolk St.	3 0						
			LAST 10 GAMES								
			145 N	UNC Wilmington	1 3	78 H	Northeastern	3 2			
			78 A	Northeastern	0 3	213 A	Delaware	3 2			
			203 A	Hofstra	1 3	220 A	Towson	3 1			
			151 H	James Madison	2 3	52 A	VCU	1 3			
			203 H	Hofstra	3 1	145 A	UNC Wilmington	0 3			

Non-Div. I Games:

William &amp; Mary

Towson

Average RPI Win: 243		WON-LOST RECORD	WINNING PCT. RANK		LAST 10 GAMES		STRENGTH OF SCHEDULE		OPP. STRENGTH OF SCHEDULE		TEAM RPI	ADJ RPI	CONF. RPI	ADJ CONF. RPI	
Average RPI Loss: 166															
DIV. I ONLY		12- 13	.48	190	5- 5		227		245		216	.44443	221	19	19
DIV. I NON-CONF.		4- 7	.36364	237	0- 0		249		276		262	.40805	263	21	21
TOTALS		RPI 1-25		RPI 26-50		W-L RECORDS		RPI 51-100		RPI 101-150		RPI 150+			
12- 13		0- 0		0- 2		OVERALL		0- 1		0- 2		12- 8			
7- 3		0- 0		0- 1		HOME		0- 0		0- 1		7- 1			
3- 8		0- 0		0- 1		AWAY		0- 0		0- 0		3- 7			
2- 2		0- 0		0- 0		NEUTRAL		0- 1		0- 1		2- 0			
4- 7		0- 0		0- 0		NON-CONFERENCE		0- 1		0- 2		4- 4			
2- 1		0- 0		0- 0		HOME		0- 0		0- 1		2- 0			
0- 4		0- 0		0- 0		AWAY		0- 0		0- 0		0- 4			
2- 2		0- 0		0- 0		NEUTRAL		0- 1		0- 1		2- 0			
8- 6		0- 0		0- 2		CONFERENCE		0- 0		0- 0		8- 4			
5- 2		0- 0		0- 1		HOME		0- 0		0- 0		5- 1			
3- 4		0- 0		0- 1		AWAY		0- 0		0- 0		3- 3			
0- 0		0- 0		0- 0		NEUTRAL		0- 0		0- 0		0- 0			
RPI	S	Opponent	Score	RPI	S	Opponent	Score	RPI	S	Opponent	Score	RPI	S	Opponent	Score
				45	A	Yale	0 3	70	N	Missouri St.	0 3	128	N	St. John's (NY)	0 3
				45	H	Yale	0 3					132	H	Eastern Mich.	0 3
												163	A	Harvard	1 3
												163	H	Harvard	3 2
												171	A	Penn	3 2
												171	H	Penn	0 3
												183	A	Temple	0 3
												188	A	Rhode Island	2 3
												199	A	New Hampshire	2 3
												203	N	Hofstra	3 1
												227	A	Cornell	3 1
												227	H	Cornell	3 2
												240	A	Dartmouth	3 0
												240	H	Dartmouth	3 2
												248	A	Princeton	0 3
												248	H	Princeton	3 2
												272	A	Columbia	0 3
												272	H	Columbia	3 0
												280	H	Holy Cross	3 0
												311	A	Providence	0 3
												312	H	Bryant	3 0
												327	N	Delaware St.	3 1
				LAST 10 GAMES											
				248	A	Princeton	0 3	163	A	Harvard	1 3				
				171	A	Penn	3 2	45	H	Yale	0 3				
				272	H	Columbia	3 0	227	A	Cornell	3 1				
				227	H	Cornell	3 2	272	A	Columbia	0 3				
				240	A	Dartmouth	3 0	171	H	Penn	0 3				

Non-Div. I Games:

Brown

[illegible]

**Non-Div. I Games:**

Iona

Average RPI Win: 236		WON-LOST	WINNING	LAST 10	STRENGTH OF		OPP. STRENGTH	TEAM	ADJ		CONF.	ADJ CONF.
Average RPI Loss: 130		RECORD	PCT. RANK	GAMES	SCHEDULE		OF SCHEDULE	RPI	RPI		RPI	RPI
DIV. I ONLY		13- 15	.46429	198	252		158	220	.44395		223	12
DIV. I NON-CONF.		6- 3	.66667	81	325		268	229	.43543		228	11
TOTALS		RPI 1-25	RPI 26-50		W-L RECORDS		RPI 51-100		RPI 101-150		RPI 150+	
13- 15	0- 0	0- 2		OVERALL		0- 6		2- 1		11- 6		
6- 6	0- 0	0- 1		HOME		0- 3		1- 0		5- 2		
4- 7	0- 0	0- 1		AWAY		0- 3		1- 0		3- 3		
3- 2	0- 0	0- 0		NEUTRAL		0- 0		0- 1		3- 1		
6- 3	0- 0	0- 0		NON-CONFERENCE		0- 0		0- 0		6- 3		
2- 1	0- 0	0- 0		HOME		0- 0		0- 0		2- 1		
1- 1	0- 0	0- 0		AWAY		0- 0		0- 0		1- 1		
3- 1	0- 0	0- 0		NEUTRAL		0- 0		0- 0		3- 1		
7- 12	0- 0	0- 2		CONFERENCE		0- 6		2- 1		5- 3		
4- 5	0- 0	0- 1		HOME		0- 3		1- 0		3- 1		
3- 6	0- 0	0- 1		AWAY		0- 3		1- 0		2- 2		
0- 1	0- 0	0- 0		NEUTRAL		0- 0		0- 1		0- 0		
RPI S	Opponent	Score	RPI S	Opponent	Score	RPI S	Opponent	Score	RPI S	Opponent	Score	
			38 A	Wichita St.	0 3	61 A	UNI	2 3	105 A	Southern Ill.	3 2	
			38 H	Wichita St.	1 3	61 H	UNI	0 3	105 H	Southern Ill.	3 0	
						70 A	Missouri St.	0 3	105 N	Southern Ill.	1 3	
						70 H	Missouri St.	2 3	172 A	Loyola Chicago	1 3	
						91 A	Illinois St.	1 3	172 H	Loyola Chicago	3 0	
						91 H	Illinois St.	0 3	177 N	Miami (OH)	2 3	
									193 N	Youngstown St.	3 0	
									198 A	Saint Louis	0 3	
									241 A	Evansville	1 3	
									241 H	Evansville	2 3	
									243 H	Western Ill.	3 1	
									244 A	Indiana St.	3 1	
									244 H	Indiana St.	3 2	
									253 N	SIU Edwardsville	3 2	
									291 H	UT Martin	1 3	
									293 A	Neb. Omaha	3 1	
									299 N	Southern Utah	3 0	
									303 A	Drake	3 2	
									303 H	Drake	3 0	
									313 H	UMES	3 0	
LAST 10 GAMES												
			105 N	Southern Ill.	1 3	172 A	Loyola Chicago	1 3				
			303 A	Drake	3 2	244 A	Indiana St.	3 1				
			61 A	UNI	2 3	91 A	Illinois St.	1 3				
			38 H	Wichita St.	1 3	105 H	Southern Ill.	3 0				
			70 H	Missouri St.	2 3	241 H	Evansville	2 3				

Non-Div. I Games:

Bradley

Average RPI Win:	229	WON-LOST RECORD	WINNING PCT. RANK	LAST 10 GAMES	STRENGTH OF SCHEDULE	OPP. STRENGTH OF SCHEDULE	TEAM RPI	ADJ RPI	CONF. RPI	ADJ CONF. RPI	
DIV. I ONLY		6- 22	.21429 295	5- 5	81	136	234	.44104 224	23	22	
DIV. I NON-CONF.		0- 13	0 318	0- 0	11	51	206	.46378 198	16	16	
<hr/>											
TOTALS	RPI 1-25	RPI 26-50		W-L RECORDS	RPI 51-100		RPI 101-150		RPI 150+		
6- 22	0- 2	0- 3		OVERALL	0- 4		2- 9		4- 4		
4- 6	0- 1	0- 1		HOME	0- 1		1- 3		3- 0		
2- 9	0- 1	0- 0		AWAY	0- 1		1- 4		1- 3		
0- 7	0- 0	0- 2		NEUTRAL	0- 2		0- 2		0- 1		
0- 13	0- 2	0- 3		NON-CONFERENCE	0- 4		0- 2		0- 2		
0- 3	0- 1	0- 1		HOME	0- 1		0- 0		0- 0		
0- 4	0- 1	0- 0		AWAY	0- 1		0- 1		0- 1		
0- 6	0- 0	0- 2		NEUTRAL	0- 2		0- 1		0- 1		
6- 9	0- 0	0- 0		CONFERENCE	0- 0		2- 7		4- 2		
4- 3	0- 0	0- 0		HOME	0- 0		1- 3		3- 0		
2- 5	0- 0	0- 0		AWAY	0- 0		1- 3		1- 2		
0- 1	0- 0	0- 0		NEUTRAL	0- 0		0- 1		0- 0		
<hr/>											
RPI S	Opponent	Score	RPI S	Opponent	Score	RPI S	Opponent	Score	RPI S	Opponent	Score
9 H	Wisconsin	1 3	36 N	Georgia	0 3	51 N	Arizona St.	0 3	109 A	IUPUI	0 3
12 A	Kansas	0 3	38 N	Wichita St.	0 3	61 H	UNI	0 3	109 H	IUPUI	0 3
			40 H	Louisville	0 3	73 A	Ga. Southern	0 3	111 N	Notre Dame	1 3
						96 N	Oral Roberts	0 3	112 A	North Dakota	0 3
									130 A	South Dakota	1 3
									130 H	South Dakota	1 3
									141 A	Denver	3 0
									141 H	Denver	0 3
									144 A	IPFW	0 3
									144 H	IPFW	3 1
									144 N	IPFW	0 3
									165 A	Utah Valley	0 3
									201 N	High Point	0 3
									243 A	Western Ill.	0 3
									243 H	Western Ill.	3 0
									276 A	South Dakota St.	3 0
									276 H	South Dakota St.	3 1
									293 A	Neb. Omaha	0 3
									293 H	Neb. Omaha	3 0
<hr/>											
LAST 10 GAMES											
144 N IPFW 0 3						130 A South Dakota 1 3					
144 A IPFW 0 3						141 A Denver 3 0					
109 A IUPUI 0 3						276 A South Dakota St. 3 0					
293 H Neb. Omaha 3 0						109 H IUPUI 0 3					
243 H Western Ill. 3 0						144 H IPFW 3 1					

**Non-Div. I Games:**

North Dakota St.



Average RPI Win: 235		WON-LOST	WINNING	LAST 10	STRENGTH OF		OPP. STRENGTH	TEAM	ADJ	CONF.	ADJ CONF.		
Average RPI Loss: 150		RECORD	PCT. RANK	GAMES	SCHEDULE		OF SCHEDULE	RPI	RPI	RPI	RPI		
DIV. I ONLY		15- 17	.46875	193	4- 6		242	188	218	.43929	225	14	14
DIV. I NON-CONF.		8- 6	.57143	140	0- 0		266	233	193	.45463	208	14	14
<hr/>													
TOTALS		RPI 1-25	RPI 26-50		W-L RECORDS		RPI 51-100		RPI 101-150		RPI 150+		
15- 17		0- 0	0- 2		OVERALL		0- 2		2- 4		13- 9		
8- 9		0- 0	0- 1		HOME		0- 1		1- 2		7- 5		
4- 7		0- 0	0- 1		AWAY		0- 1		0- 2		4- 3		
3- 1		0- 0	0- 0		NEUTRAL		0- 0		1- 0		2- 1		
8- 6		0- 0	0- 0		NON-CONFERENCE		0- 0		1- 1		7- 5		
4- 4		0- 0	0- 0		HOME		0- 0		0- 1		4- 3		
1- 1		0- 0	0- 0		AWAY		0- 0		0- 0		1- 1		
3- 1		0- 0	0- 0		NEUTRAL		0- 0		1- 0		2- 1		
7- 11		0- 0	0- 2		CONFERENCE		0- 2		1- 3		6- 4		
4- 5		0- 0	0- 1		HOME		0- 1		1- 1		3- 2		
3- 6		0- 0	0- 1		AWAY		0- 1		0- 2		3- 2		
0- 0		0- 0	0- 0		NEUTRAL		0- 0		0- 0		0- 0		
RPI S	Opponent	Score	RPI S	Opponent	Score	RPI S	Opponent	Score	RPI S	Opponent	Score		
			40 A Louisville	1 3	88 A SMU	0 3	103 N Valparaiso	3 0					
			40 H Louisville	0 3	88 H SMU	1 3	107 A UCF	1 3					
							107 H UCF	2 3					
							124 H UALR	0 3					
							135 A South Fla.	1 3					
							135 H South Fla.	3 2					
							170 H Arkansas St.	1 3					
							176 A Belmont	3 2					
							177 N Miami (OH)	1 3					
							183 A Temple	0 3					
							183 H Temple	1 3					
							196 A Houston	3 0					
							196 H Houston	2 3					
							204 A UConn	0 3					
							204 H UConn	3 2					
							207 H Austin Peay	3 1					
							208 H Western Caro.	2 3					
							241 A Evansville	2 3					
							252 H Tennessee St.	2 3					
							253 N SIU Edwardsville	3 1					
							264 H Southeastern La.	3 0					
			LAST 10 GAMES				270 A Cincinnati	3 2					
			135 H South Fla.	3 2		196 A Houston	3 0	270 H Cincinnati	3 1				
			107 H UCF	2 3		183 H Temple	1 3	277 N Gardner-Webb	3 0				
			285 A Rutgers	3 1		40 H Louisville	0 3	284 H Alabama A&M	3 0				
			204 A UConn	0 3		270 H Cincinnati	3 1	285 A Rutgers	3 1				
			88 A SMU	0 3		107 A UCF	1 3	285 H Rutgers	3 1				

Non-Div. I Games:

Memphis

RPI	S	Opponent	Score	
323	H	La Salle	3	0

Memphis

M  
e  
m  
p  
h  
i  
s

M  
e  
m  
p  
h  
i  
s

Average RPI Win:	257	WON-LOST RECORD	WINNING PCT. RANK	LAST 10 GAMES	STRENGTH OF SCHEDULE	OPP. STRENGTH OF SCHEDULE	TEAM RPI	ADJ RPI	CONF. RPI	ADJ CONF. RPI	
Average RPI Loss:	143										
DIV. I ONLY		13- 16	.44828 205	5- 5	245	178	222	.43498 226	15	16	
DIV. I NON-CONF.		4- 9	.30769 258	0- 2	308	198	298	.35627 299	19	20	
<hr/>											
TOTALS	RPI 1-25	RPI 26-50		W-L RECORDS	RPI 51-100		RPI 101-150		RPI 150+		
13- 16	0- 0	0- 4		OVERALL	0- 3		1- 2		12- 7		
6- 7	0- 0	0- 2		HOME	0- 1		1- 1		5- 3		
5- 6	0- 0	0- 2		AWAY	0- 2		0- 1		5- 1		
2- 3	0- 0	0- 0		NEUTRAL	0- 0		0- 0		2- 3		
<hr/>											
4- 9	0- 0	0- 0		NON-CONFERENCE	0- 1		0- 1		4- 7		
1- 4	0- 0	0- 0		HOME	0- 0		0- 1		1- 3		
1- 2	0- 0	0- 0		AWAY	0- 1		0- 0		1- 1		
2- 3	0- 0	0- 0		NEUTRAL	0- 0		0- 0		2- 3		
<hr/>											
9- 7	0- 0	0- 4		CONFERENCE	0- 2		1- 1		8- 0		
5- 3	0- 0	0- 2		HOME	0- 1		1- 0		4- 0		
4- 4	0- 0	0- 2		AWAY	0- 1		0- 1		4- 0		
0- 0	0- 0	0- 0		NEUTRAL	0- 0		0- 0		0- 0		
<hr/>											
RPI S	Opponent	Score	RPI S	Opponent	Score	RPI S	Opponent	Score	RPI S	Opponent	Score
			30 A	American	0 3	74 A	West Virginia	0 3	140 A	Lehigh	1 3
			30 H	American	0 3	99 A	Army	0 3	140 H	Lehigh	3 1
			50 A	Colgate	2 3	99 H	Army	0 3	145 H	UNC Wilmington	1 3
			50 H	Colgate	1 3				173 N	Cleveland St.	1 3
									214 H	Elon	0 3
									218 H	Air Force	2 3
									220 A	Towson	0 3
									220 H	Towson	0 3
									233 N	Northern Ky.	2 3
									247 A	Bucknell	3 0
									247 H	Bucknell	3 0
									256 A	Loyola Maryland	3 1
									256 H	Loyola Maryland	3 0
									266 H	Ill.-Chicago	3 1
									270 A	Cincinnati	3 0
									271 A	Lafayette	3 1
									271 H	Lafayette	3 0
									280 A	Holy Cross	3 0
									280 H	Holy Cross	3 0
									281 N	Norfolk St.	3 0
									282 N	Canisius	3 0
									289 N	Fordham	0 3
<hr/>											
			LAST 10 GAMES								
			280 H	Holy Cross	3 0	247 H	Bucknell	3 0			
			99 H	Army	0 3	140 H	Lehigh	3 1			
			30 A	American	0 3	256 H	Loyola Maryland	3 0			
			50 A	Colgate	2 3	271 A	Lafayette	3 1			
			220 A	Towson	0 3	220 H	Towson	0 3			

Non-Div. I Games:

Navy

Average RPI Win:	223	WON-LOST	WINNING	LAST 10	STRENGTH OF	OPP. STRENGTH	TEAM	ADJ	CONF.	ADJ CONF.	
Average RPI Loss:	162	RECORD	PCT. RANK	GAMES	SCHEDULE	OF SCHEDULE	RPI	RPI	RPI	RPI	
DIV. I ONLY	8- 16	.33333	257	3- 7	140	219	231	.42952	227	19	19
DIV. I NON-CONF.	4- 6	.4	218	1- 0	104	200	171	.48138	177	21	21
<hr/>											
TOTALS	RPI 1-25	RPI 26-50		W-L RECORDS		RPI 51-100		RPI 101-150		RPI 150+	
8- 16	0- 0	0- 3		OVERALL		1- 2		0- 1		7- 10	
4- 6	0- 0	0- 1		HOME		0- 0		0- 1		4- 4	
3- 7	0- 0	0- 1		AWAY		1- 1		0- 0		2- 5	
1- 3	0- 0	0- 1		NEUTRAL		0- 1		0- 0		1- 1	
<hr/>											
4- 6	0- 0	0- 1		NON-CONFERENCE		1- 2		0- 1		3- 2	
1- 2	0- 0	0- 0		HOME		0- 0		0- 1		1- 1	
2- 1	0- 0	0- 0		AWAY		1- 1		0- 0		1- 0	
1- 3	0- 0	0- 1		NEUTRAL		0- 1		0- 0		1- 1	
<hr/>											
4- 10	0- 0	0- 2		CONFERENCE		0- 0		0- 0		4- 8	
3- 4	0- 0	0- 1		HOME		0- 0		0- 0		3- 3	
1- 6	0- 0	0- 1		AWAY		0- 0		0- 0		1- 5	
0- 0	0- 0	0- 0		NEUTRAL		0- 0		0- 0		0- 0	
<hr/>											
RPI S	Opponent	Score	RPI S	Opponent	Score	RPI S	Opponent	Score	RPI S	Opponent	Score
			45 A	Yale	0 3	82 A	Pittsburgh	3 2	142 H	Buffalo	0 3
			45 H	Yale	0 3	84 A	LIU Brooklyn	2 3	154 N	Fairfield	3 0
			50 N	Colgate	0 3	97 N	Morehead St.	1 3	163 A	Harvard	1 3
									163 H	Harvard	0 3
									171 A	Penn	2 3
									171 H	Penn	2 3
									221 A	Brown	2 3
									221 H	Brown	1 3
									222 H	Iona	3 1
									240 A	Dartmouth	2 3
									240 H	Dartmouth	3 1
									247 H	Bucknell	2 3
									248 A	Princeton	0 3
									248 H	Princeton	3 1
									272 A	Columbia	3 2
									272 H	Columbia	3 2
									285 N	Rutgers	2 3
									295 A	Binghamton	3 2
			LAST 10 GAMES			LAST 10 GAMES					
			163 H	Harvard	0 3	171 A	Penn	2 3			
			240 H	Dartmouth	3 1	272 A	Columbia	3 2			
			45 A	Yale	0 3	221 H	Brown	1 3			
			221 A	Brown	2 3	45 H	Yale	0 3			
			248 A	Princeton	0 3	295 A	Binghamton	3 2			

Non-Div. I Games:

Cornell



RPI	S	Opponent	Score	
329	A	UMass Lowell	3	0
329	H	UMass Lowell	3	0

UMBC

U  
M  
B  
C

U  
M  
B  
C

Average RPI Win: 255		WON-LOST RECORD		WINNING PCT. RANK		LAST 10 GAMES		STRENGTH OF SCHEDULE		OPP. STRENGTH OF SCHEDULE		TEAM RPI		ADJ RPI		CONF. RPI		ADJ CONF. RPI	
Average RPI Loss: 153																			
DIV. I ONLY		15- 16		.48387 182		5- 5		286		247		235		.42886 229		25		25	
DIV. I NON-CONF.		5- 6		.45455 196		0- 0		288		261		253		.42128 244		20		18	
TOTALS		RPI 1-25		RPI 26-50		W-L RECORDS		RPI 51-100		RPI 101-150		RPI 150+							
15- 16		0- 0		0- 0		OVERALL		1- 1		0- 8		14- 7							
8- 5		0- 0		0- 0		HOME		1- 0		0- 2		7- 3							
4- 9		0- 0		0- 0		AWAY		0- 1		0- 4		4- 4							
3- 2		0- 0		0- 0		NEUTRAL		0- 0		0- 2		3- 0							
5- 6		0- 0		0- 0		NON-CONFERENCE		0- 0		0- 4		5- 2							
1- 2		0- 0		0- 0		HOME		0- 0		0- 0		1- 2							
1- 2		0- 0		0- 0		AWAY		0- 0		0- 2		1- 0							
3- 2		0- 0		0- 0		NEUTRAL		0- 0		0- 2		3- 0							
10- 10		0- 0		0- 0		CONFERENCE		1- 1		0- 4		9- 5							
7- 3		0- 0		0- 0		HOME		1- 0		0- 2		6- 1							
3- 7		0- 0		0- 0		AWAY		0- 1		0- 2		3- 4							
0- 0		0- 0		0- 0		NEUTRAL		0- 0		0- 0		0- 0							
RPI S	Opponent	Score		RPI S	Opponent	Score		RPI S	Opponent	Score		RPI S	Opponent	Score					
								83 A	Portland St.	0	3	101 A	Idaho St.	0	3				
								83 H	Portland St.	3	1	101 H	Idaho St.	1	3				
												112 A	North Dakota	0	3				
												112 H	North Dakota	1	3				
												121 N	North Texas	0	3				
												139 N	Idaho	1	3				
												146 A	Boise St.	0	3				
												149 A	UC Davis	0	3				
												164 H	Cal Poly	2	3				
												180 A	Northern Ariz.	0	3				
												180 H	Northern Ariz.	3	1				
												181 A	Northern Colo.	0	3				
												181 H	Northern Colo.	3	2				
												195 A	Montana	2	3				
												195 H	Montana	0	3				
												202 H	Central Conn. St.	3	1				
												230 A	Eastern Wash.	2	3				
												230 H	Eastern Wash.	3	1				
												238 H	San Jose St.	0	3				
												247 N	Bucknell	3	2				
												271 N	Lafayette	3	0				
						LAST 10 GAMES						286 A	Montana St.	3	1				
												286 H	Montana St.	3	1				
												299 A	Southern Utah	3	1				
												299 H	Southern Utah	3	0				
												304 A	Weber St.	3	2				
												304 H	Weber St.	3	0				

Non-Div. I Games:

Sacramento St.

RPI	S	Opponent	Score	
323	A	La Salle	3	1
324	N	Fairleigh Dickinson	3	0

Sacramento St.

S  
a  
c  
r  
a  
m  
e  
n  
t  
o  
s  
t  
.

S  
a  
c  
r  
a  
m  
e  
n  
t  
o  
s  
t  
.



Average RPI Win:		274	WON-LOST RECORD		WINNING PCT. RANK		LAST 10 GAMES		STRENGTH OF SCHEDULE		OPP. STRENGTH OF SCHEDULE		TEAM RPI		ADJ RPI		CONF. RPI		ADJ CONF. RPI	
DIV. I ONLY			10- 21		.32258 260		3- 7		201		175		246		.42753 230		25		25	
DIV. I NON-CONF.			3- 8		.27273 271		0- 0		88		66		192		.47477 185		20		18	
TOTALS		RPI 1-25		RPI 26-50		W-L RECORDS		RPI 51-100		RPI 101-150		RPI 150+								
10- 21		0- 2		0- 2		OVERALL		0- 4		0- 5		10- 8								
4- 6		0- 0		0- 0		HOME		0- 1		0- 2		4- 3								
4- 11		0- 1		0- 1		AWAY		0- 2		0- 2		4- 5								
2- 4		0- 1		0- 1		NEUTRAL		0- 1		0- 1		2- 0								
3- 8		0- 2		0- 2		NON-CONFERENCE		0- 2		0- 1		3- 1								
0- 0		0- 0		0- 0		HOME		0- 0		0- 0		0- 0								
1- 4		0- 1		0- 1		AWAY		0- 1		0- 0		1- 1								
2- 4		0- 1		0- 1		NEUTRAL		0- 1		0- 1		2- 0								
7- 13		0- 0		0- 0		CONFERENCE		0- 2		0- 4		7- 7								
4- 6		0- 0		0- 0		HOME		0- 1		0- 2		4- 3								
3- 7		0- 0		0- 0		AWAY		0- 1		0- 2		3- 4								
0- 0		0- 0		0- 0		NEUTRAL		0- 0		0- 0		0- 0								
RPI	S	Opponent		Score		RPI	S	Opponent		Score		RPI	S	Opponent		Score				
7	N	Southern California		0	3	31	A	Oregon		0	3	62	N	UC Santa Barbara		0	3			
15	A	San Diego		0	3	39	N	Ohio		0	3	67	A	Washington St.		0	3			
												83	A	Portland St.		0	3			
												83	H	Portland St.		1	3			
														101 A Idaho St.		0	3			
														101 H Idaho St.		1	3			
														112 A North Dakota		0	3			
														112 H North Dakota		0	3			
														130 N South Dakota		2	3			
														180 A Northern Ariz.		0	3			
														180 H Northern Ariz.		0	3			
														181 A Northern Colo.		1	3			
														181 H Northern Colo.		2	3			
														195 A Montana		1	3			
														195 H Montana		1	3			
														209 N Texas Tech		3	1			
														216 A Seattle		3	0			
														229 A Sacramento St.		1	3			
														229 H Sacramento St.		3	2			
														238 A San Jose St.		2	3			
														286 A Montana St.		3	1			
														286 H Montana St.		3	2			
														299 A Southern Utah		3	1			
														299 H Southern Utah		3	1			
														304 A Weber St.		3	1			
														304 H Weber St.		3	0			
														312 N Bryant		3	0			
					LAST 10 GAMES															
					304	A	Weber St.	3	1					180	H	Northern Ariz.	0	3		
					101	A	Idaho St.	0	3					286	A	Montana St.	3	1		
					112	H	North Dakota	0	3					195	A	Montana	1	3		
					181	H	Northern Colo.	2	3					83	H	Portland St.	1	3		
					299	H	Southern Utah	3	1					229	A	Sacramento St.	1	3		

Non-Div. I Games:

Eastern Wash.

Average RPI Win:		249	WON-LOST RECORD		WINNING PCT. RANK		LAST 10 GAMES		STRENGTH OF SCHEDULE		OPP. STRENGTH OF SCHEDULE		TEAM RPI		ADJ RPI		CONF. RPI		ADJ CONF. RPI										
Average RPI Loss:		109																											
DIV. I ONLY			9- 23		.28125	279	1- 9		183		110		248		.42744		231	6		6									
DIV. I NON-CONF.			8- 4		.66667	81	0- 0		259		295		162		.48363		170	6		6									
TOTALS		RPI 1-25		RPI 26-50		W-L RECORDS		RPI 51-100		RPI 101-150		RPI 150+																	
9- 23		0- 3		0- 0		OVERALL		0- 7		1- 6		8- 7																	
4- 10		0- 2		0- 0		HOME		0- 3		1- 2		3- 3																	
1- 12		0- 1		0- 0		AWAY		0- 4		0- 4		1- 3																	
4- 1		0- 0		0- 0		NEUTRAL		0- 0		0- 0		4- 1																	
8- 4		0- 0		0- 0		NON-CONFERENCE		0- 1		0- 0		8- 3																	
3- 1		0- 0		0- 0		HOME		0- 0		0- 0		3- 1																	
1- 2		0- 0		0- 0		AWAY		0- 1		0- 0		1- 1																	
4- 1		0- 0		0- 0		NEUTRAL		0- 0		0- 0		4- 1																	
1- 19		0- 3		0- 0		CONFERENCE		0- 6		1- 6		0- 4																	
1- 9		0- 2		0- 0		HOME		0- 3		1- 2		0- 2																	
0- 10		0- 1		0- 0		AWAY		0- 3		0- 4		0- 2																	
0- 0		0- 0		0- 0		NEUTRAL		0- 0		0- 0		0- 0																	
RPI	S	Opponent		Score	RPI	S	Opponent		Score	RPI	S	Opponent		Score	RPI	S	Opponent		Score	RPI	S	Opponent		Score					
14	A	Duke		1 <div>3</div>						53	H	Miami (FL)		2 <div>3</div>	104	A	Wake Forest		1 <div>3</div>										
17	H	Florida St.		0 <div>3</div>						57	H	North Carolina St.		0 <div>3</div>	111	A	Notre Dame		1 <div>3</div>										
24	H	North Carolina		0 <div>3</div>						66	A	Virginia Tech		0 <div>3</div>	111	H	Notre Dame		2 <div>3</div>										
										72	A	Virginia		2 <div>3</div>	120	A	Clemson		0 <div>3</div>										
										78	A	Northeastern		1 <div>3</div>	120	H	Clemson		0 <div>3</div>										
										82	A	Pittsburgh		0 <div>3</div>	134	A	Maryland		0 <div>3</div>										
										82	H	Pittsburgh		2 <div>3</div>	134	H	Maryland		3 0										
															154	H	Fairfield		3 1										
															162	A	Georgia Tech		0 <div>3</div>										
															162	H	Georgia Tech		2 <div>3</div>										
															163	H	Harvard		1 <div>3</div>										
															167	A	Syracuse		1 <div>3</div>										
															167	H	Syracuse		2 <div>3</div>										
															187	H	Hampton		3 1										
															208	A	Western Caro.		1 <div>3</div>										
															242	N	UNC Asheville		2 <div>3</div>										
															272	A	Columbia		3 2										
															289	N	Fordham		3 0										
															295	N	Binghamton		3 0										
															296	N	Wright St.		3 1										
															306	N	USC Upstate		3 0										
															312	H	Bryant		3 0										
LAST 10 GAMES																													
					111	A	Notre Dame		1 <div>3</div>					134	H	Maryland		3 0											
					167	A	Syracuse		1 <div>3</div>					167	H	Syracuse		2 <div>3</div>											
					120	A	Clemson		0 <div>3</div>					111	H	Notre Dame		2 <div>3</div>											
					162	A	Georgia Tech		0 <div>3</div>					14	A	Duke		1 <div>3</div>											
					82	H	Pittsburgh		2 <div>3</div>					104	A	Wake Forest		1 <div>3</div>											

Non-Div. I Games:

Boston College

Average RPI Win:		258	WON-LOST RECORD		WINNING PCT. RANK		LAST 10 GAMES		STRENGTH OF SCHEDULE		OPP. STRENGTH OF SCHEDULE		TEAM RPI		ADJ RPI		CONF. RPI		ADJ CONF. RPI	
Average RPI Loss:		143	13- 19		.40625 228		3- 7		249		232		238		.42499 232		11		11	
DIV. I ONLY			10- 8		.55556 149		1- 0		291		285		225		.43752 225		12		11	
DIV. I NON-CONF.																				
TOTALS		RPI 1-25		RPI 26-50		W-L RECORDS		RPI 51-100		RPI 101-150		RPI 150+								
13- 19		0- 0		0- 2		OVERALL		1- 2		0- 6		12- 9								
6- 5		0- 0		0- 0		HOME		1- 1		0- 1		5- 3								
5- 10		0- 0		0- 2		AWAY		0- 0		0- 4		5- 4								
2- 4		0- 0		0- 0		NEUTRAL		0- 1		0- 1		2- 2								
10- 8		0- 0		0- 0		NON-CONFERENCE		0- 1		0- 2		10- 5								
3- 1		0- 0		0- 0		HOME		0- 0		0- 0		3- 1								
5- 3		0- 0		0- 0		AWAY		0- 0		0- 1		5- 2								
2- 4		0- 0		0- 0		NEUTRAL		0- 1		0- 1		2- 2								
3- 11		0- 0		0- 2		CONFERENCE		1- 1		0- 4		2- 4								
3- 4		0- 0		0- 0		HOME		1- 1		0- 1		2- 2								
0- 7		0- 0		0- 2		AWAY		0- 0		0- 3		0- 2								
0- 0		0- 0		0- 0		NEUTRAL		0- 0		0- 0		0- 0								
RPI	S	Opponent		Score		RPI	S	Opponent		Score		RPI	S	Opponent		Score				
				37	A	Tulsa	1	3	54	H	Tulane	1	3	104	A	Wake Forest	0	3		
				49	A	UTSA	1	3	76	N	East Tenn. St.	0	3	118	H	UAB	1	3		
									87	H	Middle Tenn.	3	2	121	A	North Texas	0	3		
														125	A	Marshall	0	3		
														141	N	Denver	2	3		
														148	A	Rice	0	3		
														153	A	Appalachian St.	3	2		
														157	A	UTEP	0	3		
														159	N	Texas-Arlington	1	3		
														166	N	UNC Greensboro	0	3		
														172	H	Loyola Chicago	0	3		
														175	H	FIU	3	1		
														179	A	Southern Miss.	0	3		
														189	H	Fla. Atlantic	2	3		
														214	A	Elon	3	0		
														234	A	Campbell	1	3		
														245	A	Howard	1	3		
														251	H	Charlotte	2	3		
														263	H	Morgan St.	3	0		
														277	N	Gardner-Webb	3	0		
														279	H	Louisiana Tech	3	2		
														305	H	Citadel	3	0		
														308	A	Charleston So.	3	0		
														314	A	N.C. A&T	3	0		
														326	A	N.C. Central	3	0		
														326	N	N.C. Central	3	0		
														331	H	Savannah St.	3	0		
LAST 10 GAMES																				
				157	A	UTEP	0	3	179	A	Southern Miss.	0	3	308	A	Charleston So.	3	0		
				49	A	UTSA	1	3	189	H	Fla. Atlantic	2	3	314	A	N.C. A&T	3	0		
				251	H	Charlotte	2	3	175	H	FIU	3	1	326	A	N.C. Central	3	0		
				314	A	N.C. A&T	3	0	37	A	Tulsa	1	3	326	N	N.C. Central	3	0		
				87	H	Middle Tenn.	3	2	125	A	Marshall	0	3	331	H	Savannah St.	3	0		

Non-Div. I Games:

East Carolina

Average RPI Win:	262	WON-LOST RECORD	WINNING PCT. RANK	LAST 10 GAMES	STRENGTH OF SCHEDULE	OPP. STRENGTH OF SCHEDULE	TEAM RPI	ADJ RPI	CONF. RPI	ADJ CONF. RPI		
DIV. I ONLY		12- 19	.3871	237	4- 6	248	170	240	.42335	233	22	23
DIV. I NON-CONF.		5- 8	.38462	227	0- 1	239	108	228	.43431	230	22	22
<hr/>												
TOTALS	RPI 1-25	RPI 26-50		W-L RECORDS		RPI 51-100		RPI 101-150		RPI 150+		
12- 19	0- 1	0- 1		OVERALL		0- 7		0- 1		12- 9		
6- 4	0- 0	0- 0		HOME		0- 3		0- 0		6- 1		
3- 11	0- 1	0- 0		AWAY		0- 4		0- 0		3- 6		
3- 4	0- 0	0- 1		NEUTRAL		0- 0		0- 1		3- 2		
5- 8	0- 1	0- 1		NON-CONFERENCE		0- 1		0- 1		5- 4		
1- 0	0- 0	0- 0		HOME		0- 0		0- 0		1- 0		
1- 4	0- 1	0- 0		AWAY		0- 1		0- 0		1- 2		
3- 4	0- 0	0- 1		NEUTRAL		0- 0		0- 1		3- 2		
7- 11	0- 0	0- 0		CONFERENCE		0- 6		0- 0		7- 5		
5- 4	0- 0	0- 0		HOME		0- 3		0- 0		5- 1		
2- 7	0- 0	0- 0		AWAY		0- 3		0- 0		2- 4		
0- 0	0- 0	0- 0		NEUTRAL		0- 0		0- 0		0- 0		
RPI S	Opponent	Score	RPI S	Opponent	Score	RPI S	Opponent	Score	RPI S	Opponent	Score	
21 A	Purdue	1 3	33 N	Michigan	0 3	60 A	Xavier	1 3	120 N	Clemson	1 3	
						69 A	Lipscomb	1 3	161 A	FGCU	1 3	
						69 H	Lipscomb	0 3	161 H	FGCU	0 3	
						76 A	East Tenn. St.	1 3	167 N	Syracuse	3 2	
						76 H	East Tenn. St.	1 3	173 N	Cleveland St.	0 3	
						86 A	Jacksonville	1 3	175 N	FIU	1 3	
						86 H	Jacksonville	2 3	177 A	Miami (OH)	2 3	
									184 A	Eastern Ky.	1 3	
									211 A	Kennesaw St.	1 3	
									211 H	Kennesaw St.	3 2	
									226 N	Navy	3 2	
									241 N	Evansville	3 1	
									254 A	North Florida	0 3	
									254 H	North Florida	3 2	
									257 A	Stetson	0 3	
									257 H	Stetson	3 0	
									270 A	Cincinnati	3 2	
									296 H	Wright St.	3 1	
									306 A	USC Upstate	3 1	
									306 H	USC Upstate	3 2	
									307 A	Mercer	3 2	
									307 H	Mercer	3 1	
			LAST 10 GAMES									
			257 H	Stetson	3 0	307 A	Mercer	3 2				
			161 H	FGCU	0 3	254 H	North Florida	3 2				
			76 A	East Tenn. St.	1 3	86 H	Jacksonville	2 3				
			306 A	USC Upstate	3 1	184 A	Eastern Ky.	1 3				
			211 A	Kennesaw St.	1 3	161 A	FGCU	1 3				

**Non-Div. I Games:**

Northern Ky.

Average RPI Win: Average RPI Loss:	247 180	WON-LOST RECORD	WINNING PCT. RANK	LAST 10 GAMES		STRENGTH OF SCHEDULE	OPP. STRENGTH OF SCHEDULE	TEAM RPI	ADJ RPI	CONF. RPI	ADJ CONF. RPI
DIV. I ONLY		14- 17	.45161    201	3- 7		250	256	230	.42257    234	27	27
DIV. I NON-CONF.		10- 7	.58824    131	1- 0		230	241	170	.48172    175	27	27
TOTALS	RPI 1-25		RPI 26-50	W-L RECORDS		RPI 51-100		RPI 101-150		RPI 150+	
14- 17	0- 0		0- 0	OVERALL		0- 2		1- 1		13- 14	
8- 5	0- 0		0- 0	HOME		0- 0		1- 0		7- 5	
4- 8	0- 0		0- 0	AWAY		0- 1		0- 0		4- 7	
2- 4	0- 0		0- 0	NEUTRAL		0- 1		0- 1		2- 2	
10- 7	0- 0		0- 0	NON-CONFERENCE		0- 2		1- 1		9- 4	
6- 0	0- 0		0- 0	HOME		0- 0		1- 0		5- 0	
2- 3	0- 0		0- 0	AWAY		0- 1		0- 0		2- 2	
2- 4	0- 0		0- 0	NEUTRAL		0- 1		0- 1		2- 2	
4- 10	0- 0		0- 0	CONFERENCE		0- 0		0- 0		4- 10	
2- 5	0- 0		0- 0	HOME		0- 0		0- 0		2- 5	
2- 5	0- 0		0- 0	AWAY		0- 0		0- 0		2- 5	
0- 0	0- 0		0- 0	NEUTRAL		0- 0		0- 0		0- 0	
RPI   S     Opponent	Score	RPI   S     Opponent	Score	RPI   S     Opponent	Score	RPI   S     Opponent	Score	RPI   S     Opponent	Score		
				74 N West Virginia	0   3	104 N Wake Forest	1   3				
				97 A Morehead St.	1   3	145 H UNC Wilmington	3   2				
						151 A James Madison	1   3				
						155 A Radford	2   3				
						155 H Radford	2   3				
						173 N Cleveland St.	1   3				
						174 H Georgetown	3   2				
						180 N Northern Ariz.	0   3				
						187 N Hampton	3   1				
						190 A Liberty	0   3				
						190 H Liberty	1   3				
						197 A Coastal Caro.	2   3				
						197 H Coastal Caro.	1   3				
						201 A High Point	3   2				
						201 H High Point	1   3				
						214 A Elon	0   3				
						219 A William & Mary	3   2				
						232 H East Carolina	3   1				
						238 N San Jose St.	3   2				
						242 A UNC Asheville	0   3				
						244 H Indiana St.	3   2				
				LAST 10 GAMES		246 H Winthrop	3   2				
				308 H Charleston So.	3   0	269 H Presbyterian	2   3				
				197 H Coastal Caro.	1   3	201 H High Point	1   3				
				190 A Liberty	0   3	322 H South Carolina St.	3   0				
				155 A Radford	2   3	246 H Winthrop	3   2				
				242 A UNC Asheville	0   3	269 H Presbyterian	2   3				
						314 A N.C. A&T	3   0				

**Non-Div. I Games:**

Campbell

RPI	S	Opponent	Score	
322	H	South Carolina St.	3	0
326	H	N.C. Central	3	0

Campbell

C  
a  
m  
p  
b  
e  
l  
l

C  
a  
m  
p  
b  
e  
l  
l

Average RPI Win:	281	WON-LOST RECORD	WINNING PCT. RANK	LAST 10 GAMES	STRENGTH OF SCHEDULE	OPP. STRENGTH OF SCHEDULE	TEAM RPI	ADJ RPI	CONF. RPI	ADJ CONF. RPI	
Average RPI Loss:	214										
DIV. I ONLY		20- 13	.60606 98	6- 4	300	313	224	.42216 235	28	28	
DIV. I NON-CONF.		7- 7	.5 166	1- 0	304	322	267	.39538 273	29	29	
TOTALS	RPI 1-25	RPI 26-50		W-L RECORDS	RPI 51-100		RPI 101-150		RPI 150+		
20- 13	0- 0	0- 1		OVERALL	0- 0		0- 0		20- 12		
9- 3	0- 0	0- 0		HOME	0- 0		0- 0		9- 3		
8- 6	0- 0	0- 0		AWAY	0- 0		0- 0		8- 6		
3- 4	0- 0	0- 1		NEUTRAL	0- 0		0- 0		3- 3		
7- 7	0- 0	0- 1		NON-CONFERENCE	0- 0		0- 0		7- 6		
2- 1	0- 0	0- 0		HOME	0- 0		0- 0		2- 1		
2- 3	0- 0	0- 0		AWAY	0- 0		0- 0		2- 3		
3- 3	0- 0	0- 1		NEUTRAL	0- 0		0- 0		3- 2		
13- 6	0- 0	0- 0		CONFERENCE	0- 0		0- 0		13- 6		
7- 2	0- 0	0- 0		HOME	0- 0		0- 0		7- 2		
6- 3	0- 0	0- 0		AWAY	0- 0		0- 0		6- 3		
0- 1	0- 0	0- 0		NEUTRAL	0- 0		0- 0		0- 1		
RPI S	Opponent	Score	RPI S	Opponent	Score	RPI S	Opponent	Score	RPI S	Opponent	Score
			30 N	American	1 3				154 A	Fairfield	0 3
									154 H	Fairfield	3 0
									154 N	Fairfield	1 3
									169 A	Marist	3 2
									169 H	Marist	0 3
									202 N	Central Conn. St.	1 3
									210 A	Siena	0 3
									210 H	Siena	3 0
									222 A	Iona	1 3
									222 H	Iona	3 2
									240 A	Dartmouth	1 3
									245 H	Howard	3 0
									261 A	Sacred Heart	2 3
									262 N	Stony Brook	3 0
									274 N	Grand Canyon	0 3
									280 A	Holy Cross	1 3
									282 A	Canisius	3 2
									282 H	Canisius	3 0
									283 A	Rider	3 1
									283 H	Rider	2 3
									302 H	NJIT	2 3
			LAST 10 GAMES						311 N	Providence	3 0
			154 N	Fairfield	1 3	315 H	Niagara	3 0	313 N	UMES	3 1
			222 A	Iona	1 3	282 H	Canisius	3 0	315 A	Niagara	3 2
			317 A	Quinnipiac	3 1	169 H	Marist	0 3	315 H	Niagara	3 0
			154 A	Fairfield	0 3	210 H	Siena	3 0	317 A	Quinnipiac	3 1
			283 A	Rider	3 1	324 A	Fairleigh Dickinson	3 0	317 H	Quinnipiac	3 2

**Non-Div. I Games:**

## Manhattan

RPI	S	Opponent	Score	
320	H	St. Francis Brooklyn	3	2
324	A	Fairleigh Dickinson	3	0
325	A	Saint Peter's	3	0
325	H	Saint Peter's	3	0
329	A	UMass Lowell	3	1

Manhattan

M  
a  
n  
h  
a  
t  
t  
a  
n

M  
a  
n  
h  
a  
t  
t  
a  
n



Average RPI Win: 257		WON-LOST RECORD		WINNING PCT. RANK		LAST 10 GAMES		STRENGTH OF SCHEDULE		OPP. STRENGTH OF SCHEDULE		TEAM RPI		ADJ RPI		CONF. RPI		ADJ CONF. RPI	
Average RPI Loss: 196		16- 14		.53333 145		4- 6		292		273		227		.42134 236		24		26	
DIV. I ONLY		10- 4		.71429 65		0- 0		295		291		175		.4743 186		26		25	
DIV. I NON-CONF.																			
TOTALS		RPI 1-25		RPI 26-50		W-L RECORDS		RPI 51-100		RPI 101-150		RPI 150+							
16- 14		0- 0		0- 0		OVERALL		0- 1		0- 1		16- 12							
2- 7		0- 0		0- 0		HOME		0- 1		0- 0		2- 6							
9- 5		0- 0		0- 0		AWAY		0- 0		0- 1		9- 4							
5- 2		0- 0		0- 0		NEUTRAL		0- 0		0- 0		5- 2							
10- 4		0- 0		0- 0		NON-CONFERENCE		0- 0		0- 1		10- 3							
0- 1		0- 0		0- 0		HOME		0- 0		0- 0		0- 1							
5- 1		0- 0		0- 0		AWAY		0- 0		0- 1		5- 0							
5- 2		0- 0		0- 0		NEUTRAL		0- 0		0- 0		5- 2							
6- 10		0- 0		0- 0		CONFERENCE		0- 1		0- 0		6- 9							
2- 6		0- 0		0- 0		HOME		0- 1		0- 0		2- 5							
4- 4		0- 0		0- 0		AWAY		0- 0		0- 0		4- 4							
0- 0		0- 0		0- 0		NEUTRAL		0- 0		0- 0		0- 0							
RPI	S	Opponent	Score	RPI	S	Opponent	Score	RPI	S	Opponent	Score	RPI	S	Opponent	Score				
								97	H	Morehead St.	0 3	105	A	Southern Ill.	1 3				
												166	A	UNC Greensboro	3 2				
												168	A	Southeast Mo. St.	3 2				
												168	H	Southeast Mo. St.	0 3				
												176	H	Belmont	1 3				
												184	A	Eastern Ky.	3 1				
												186	A	Eastern Ill.	1 3				
												186	H	Eastern Ill.	0 3				
												187	N	Hampton	1 3				
												194	N	Davidson	3 2				
												201	A	High Point	3 0				
												207	A	Austin Peay	2 3				
												207	H	Austin Peay	2 3				
												237	A	Jacksonville St.	2 3				
												241	H	Evansville	0 3				
												241	N	Evansville	0 3				
												244	N	Indiana St.	3 1				
												252	H	Tennessee St.	0 3				
												253	A	SIU Edwardsville	1 3				
												253	H	SIU Edwardsville	3 0				
												275	N	Alabama St.	3 0				
												291	A	UT Martin	3 2				
												291	H	UT Martin	3 1				
												296	A	Wright St.	3 1				
												297	A	Tennessee Tech	3 2				
												300	N	Robert Morris	3 2				
												314	A	N.C. A&T	3 1				
				LAST 10 GAMES															
				184	A	Eastern Ky.	3 1	252	H	Tennessee St.	0 3	291	H	UT Martin	3 1				
				207	H	Austin Peay	2 3	253	H	SIU Edwardsville	3 0	296	A	Wright St.	3 1				
				291	A	UT Martin	3 2	186	H	Eastern Ill.	0 3	297	A	Tennessee Tech	3 2				
				168	A	Southeast Mo. St.	3 2	186	A	Eastern Ill.	1 3	300	N	Robert Morris	3 2				
				176	H	Belmont	1 3	253	A	SIU Edwardsville	1 3	314	A	N.C. A&T	3 1				

Non-Div. I Games:

Murray St.

RPI	S	Opponent	Score	
314	N	N.C. A&T	3	0
326	A	N.C. Central	3	0

Murray St.

M  
u  
r  
r  
a  
y  
S  
t  
.

M  
u  
r  
r  
a  
y  
S  
t  
.

Average RPI Win: 265		WON-LOST RECORD		WINNING PCT. RANK		LAST 10 GAMES		STRENGTH OF SCHEDULE		OPP. STRENGTH OF SCHEDULE		TEAM RPI		ADJ RPI		CONF. RPI		ADJ CONF. RPI	
DIV. I ONLY		13- 18		.41935 217		2- 8		257		242		239		.41928 237		24		26	
DIV. I NON-CONF.		7- 8		.46667 186		0- 0		248		217		222		.44202 223		26		25	
TOTALS		RPI 1-25		RPI 26-50		W-L RECORDS		RPI 51-100		RPI 101-150		RPI 150+							
13- 18		0- 1		0- 0		OVERALL		0- 4		0- 2		13- 11							
5- 4		0- 0		0- 0		HOME		0- 2		0- 0		5- 2							
3- 9		0- 0		0- 0		AWAY		0- 2		0- 1		3- 6							
5- 5		0- 1		0- 0		NEUTRAL		0- 0		0- 1		5- 3							
7- 8		0- 1		0- 0		NON-CONFERENCE		0- 2		0- 2		7- 3							
0- 1		0- 0		0- 0		HOME		0- 1		0- 0		0- 0							
2- 2		0- 0		0- 0		AWAY		0- 1		0- 1		2- 0							
5- 5		0- 1		0- 0		NEUTRAL		0- 0		0- 1		5- 3							
6- 10		0- 0		0- 0		CONFERENCE		0- 2		0- 0		6- 8							
5- 3		0- 0		0- 0		HOME		0- 1		0- 0		5- 2							
1- 7		0- 0		0- 0		AWAY		0- 1		0- 0		1- 6							
0- 0		0- 0		0- 0		NEUTRAL		0- 0		0- 0		0- 0							
RPI S	Opponent	Score		RPI S	Opponent	Score		RPI S	Opponent	Score		RPI S	Opponent	Score					
10 N	Minnesota	0	3					65 H	Auburn	0	3	108 N	Samford	0	3				
								69 A	Lipscomb	0	3	118 A	UAB	1	3				
								97 A	Morehead St.	0	3	162 N	Georgia Tech	0	3				
								97 H	Morehead St.	0	3	168 A	Southeast Mo. St.	0	3				
												176 A	Belmont	0	3				
												176 H	Belmont	0	3				
												184 A	Eastern Ky.	1	3				
												184 A	Tennessee	3	2				
												184 H	Eastern Ky.	1	3				
												186 A	Eastern Ill.	1	3				
												192 N	South Ala.	3	1				
												197 N	Coastal Caro.	0	3				
												207 H	Austin Peay	3	2				
												236 H	Murray St.	3	2				
												252 A	Tennessee St.	0	3				
												252 H	Tennessee St.	3	0				
												253 A	SIU Edwardsville	1	3				
												269 N	Presbyterian	3	0				
												275 A	Alabama St.	3	0				
												291 H	UT Martin	3	0				
												297 A	Tennessee Tech	3	0				
												297 H	Tennessee Tech	3	0				
												298 N	New Orleans	3	0				
												307 N	Mercer	1	3				
												319 N	Ark.-Pine Bluff	3	0				
												331 N	Savannah St.	3	0				
LAST 10 GAMES																			
291 H UT Martin				3	0	184 H Eastern Ky.				1	3	298 N New Orleans				3	0		
297 A Tennessee Tech				3	0	176 A Belmont				0	3	307 N Mercer				1	3		
253 A SIU Edwardsville				1	3	252 A Tennessee St.				0	3	319 N Ark.-Pine Bluff				3	0		
186 A Eastern Ill.				1	3	184 A Eastern Ky.				1	3	331 N Savannah St.				3	0		
97 H Morehead St.				0	3	97 A Morehead St.				0	3								

Non-Div. I Games:

Jacksonville St.

Average RPI Win:		216	WON-LOST RECORD		WINNING PCT. RANK		LAST 10 GAMES		STRENGTH OF SCHEDULE		OPP. STRENGTH OF SCHEDULE		TEAM RPI		ADJ RPI		CONF. RPI		ADJ CONF. RPI	
DIV. I ONLY			8- 23		.25806	284	3- 7		158		151		253		.41822	238	10		10	
DIV. I NON-CONF.			3- 8		.27273	271	0- 0		222		256		280		.39558	272	9		9	
TOTALS		RPI 1-25		RPI 26-50		W-L RECORDS		RPI 51-100		RPI 101-150		RPI 150+								
8- 23	0- 2			0- 0	OVERALL		1- 5		1- 9		6- 7									
5- 6	0- 1			0- 0	HOME		1- 2		1- 3		3- 0									
2- 12	0- 1			0- 0	AWAY		0- 3		0- 6		2- 2									
1- 5	0- 0			0- 0	NEUTRAL		0- 0		0- 0		1- 5									
3- 8	0- 0			0- 0	NON-CONFERENCE		0- 0		0- 2		3- 6									
1- 0	0- 0			0- 0	HOME		0- 0		0- 0		1- 0									
1- 3	0- 0			0- 0	AWAY		0- 0		0- 2		1- 1									
1- 5	0- 0			0- 0	NEUTRAL		0- 0		0- 0		1- 5									
5- 15	0- 2			0- 0	CONFERENCE		1- 5		1- 7		3- 1									
4- 6	0- 1			0- 0	HOME		1- 2		1- 3		2- 0									
1- 9	0- 1			0- 0	AWAY		0- 3		0- 4		1- 1									
0- 0	0- 0			0- 0	NEUTRAL		0- 0		0- 0		0- 0									
RPI	S	Opponent		Score	RPI	S	Opponent		Score	RPI	S	Opponent		Score						
23	A	Colorado St.		0 3			68	A	New Mexico	0 3	102	A	Fresno St.	0 3						
23	H	Colorado St.		0 3			68	H	New Mexico	1 3	102	H	Fresno St.	2 3						
							81	A	Utah St.	0 3	115	A	Pacific	0 3						
							81	H	Utah St.	0 3	131	A	UNLV	1 3						
							89	A	San Diego St.	0 3	131	H	UNLV	3 2						
							89	H	San Diego St.	3 2	133	A	Bakersfield	1 3						
											137	A	Wyoming	1 3						
											137	H	Wyoming	2 3						
											146	A	Boise St.	0 3						
											146	H	Boise St.	2 3						
											164	N	Cal Poly	1 3						
											180	N	Northern Ariz.	0 3						
											202	N	Central Conn. St.	0 3						
											218	A	Air Force	0 3						
											218	H	Air Force	3 1						
											219	A	William & Mary	1 3						
											229	A	Sacramento St.	3 0						
											230	H	Eastern Wash.	3 2						
											234	N	Campbell	2 3						
											246	N	Winthrop	2 3						
											273	A	Nevada	3 0						
											273	H	Nevada	3 2						
											287	N	UC Riverside	3 0						
					LAST 10 GAMES															
				218	A	Air Force	0 3	81	A	Utah St.	0 3									
				68	A	New Mexico	0 3	131	H	UNLV	3 2									
				137	H	Wyoming	2 3	89	H	San Diego St.	3 2									
				23	H	Colorado St.	0 3	273	A	Nevada	3 0									
				146	A	Boise St.	0 3	102	H	Fresno St.	2 3									

Non-Div. I Games:

San Jose St.

Average RPI Win: 286		WON-LOST RECORD		WINNING PCT. RANK		LAST 10 GAMES		STRENGTH OF SCHEDULE		OPP. STRENGTH OF SCHEDULE		TEAM RPI		ADJ RPI		CONF. RPI		ADJ CONF. RPI	
Average RPI Loss: 144																			
DIV. I ONLY		9- 19		.32143 262		6- 4		159		248		242		.4181 239		29		29	
DIV. I NON-CONF.		0- 13		0 318		0- 0		43		40		243		.43164 233		28		28	
TOTALS		RPI 1-25		RPI 26-50		W-L RECORDS		RPI 51-100		RPI 101-150		RPI 150+							
9- 19		0- 2		0- 3		OVERALL		0- 2		0- 3		9- 9							
6- 1		0- 0		0- 0		HOME		0- 0		0- 0		6- 1							
3- 9		0- 2		0- 1		AWAY		0- 0		0- 1		3- 5							
0- 9		0- 0		0- 2		NEUTRAL		0- 2		0- 2		0- 3							
0- 13		0- 2		0- 3		NON-CONFERENCE		0- 2		0- 3		0- 3							
0- 0		0- 0		0- 0		HOME		0- 0		0- 0		0- 0							
0- 5		0- 2		0- 1		AWAY		0- 0		0- 1		0- 1							
0- 8		0- 0		0- 2		NEUTRAL		0- 2		0- 2		0- 2							
9- 6		0- 0		0- 0		CONFERENCE		0- 0		0- 0		9- 6							
6- 1		0- 0		0- 0		HOME		0- 0		0- 0		6- 1							
3- 4		0- 0		0- 0		AWAY		0- 0		0- 0		3- 4							
0- 1		0- 0		0- 0		NEUTRAL		0- 0		0- 0		0- 1							
RPI S	Opponent		Score		RPI S	Opponent		Score		RPI S	Opponent		Score		RPI S	Opponent		Score	
1 A	Penn St.		0	3	45 N	Yale		0	3	78 N	Northeastern		0	3	116 A	Loyola Marymount		0	3
24 A	North Carolina		0	3	48 N	UCLA		0	3	82 N	Pittsburgh		0	3	121 N	North Texas		0	3
					50 A	Colgate		0	3						150 N	George Washington		0	3
															151 N	James Madison		0	3
															184 N	Eastern Ky.		2	3
															199 A	New Hampshire		2	3
															199 H	New Hampshire		3	0
															204 A	UConn		0	3
															228 A	UMBC		2	3
															228 H	UMBC		2	3
															228 N	UMBC		0	3
															262 A	Stony Brook		3	0
															262 H	Stony Brook		3	1
															292 A	Hartford		3	1
															292 H	Hartford		3	1
															295 A	Binghamton		0	3
															295 H	Binghamton		3	0
															311 A	Providence		0	3
															311 H	Providence		3	0
															329 A	UMass Lowell		3	0
															329 H	UMass Lowell		3	0
				LAST 10 GAMES															
				228 N	UMBC		0	3	228 A	UMBC		2	3						
				329 A	UMass Lowell		3	0	262 A	Stony Brook		3	0						
				199 A	New Hampshire		2	3	295 A	Binghamton		0	3						
				292 H	Hartford		3	1	199 H	New Hampshire		3	0						
				311 H	Providence		3	0	329 H	UMass Lowell		3	0						

Non-Div. I Games:

Albany (NY)

Average RPI Win: 242		WON-LOST RECORD		WINNING PCT. RANK		LAST 10 GAMES		STRENGTH OF SCHEDULE		OPP. STRENGTH OF SCHEDULE		TEAM RPI		ADJ RPI		CONF. RPI		ADJ CONF. RPI	
DIV. I ONLY		11- 15		.42308 216		4- 6		213		270		228		.4178 240		19		19	
DIV. I NON-CONF.		7- 5		.58333 132		0- 0		193		304		163		.47626 181		21		21	
TOTALS		RPI 1-25		RPI 26-50		W-L RECORDS		RPI 51-100		RPI 101-150		RPI 150+							
11- 15		0- 1		0- 2		OVERALL		0- 0		0- 0		11- 12							
7- 8		0- 1		0- 1		HOME		0- 0		0- 0		7- 6							
2- 7		0- 0		0- 1		AWAY		0- 0		0- 0		2- 6							
2- 0		0- 0		0- 0		NEUTRAL		0- 0		0- 0		2- 0							
7- 5		0- 1		0- 0		NON-CONFERENCE		0- 0		0- 0		7- 4							
5- 3		0- 1		0- 0		HOME		0- 0		0- 0		5- 2							
0- 2		0- 0		0- 0		AWAY		0- 0		0- 0		0- 2							
2- 0		0- 0		0- 0		NEUTRAL		0- 0		0- 0		2- 0							
4- 10		0- 0		0- 2		CONFERENCE		0- 0		0- 0		4- 8							
2- 5		0- 0		0- 1		HOME		0- 0		0- 0		2- 4							
2- 5		0- 0		0- 1		AWAY		0- 0		0- 0		2- 4							
0- 0		0- 0		0- 0		NEUTRAL		0- 0		0- 0		0- 0							
RPI S	Opponent	Score		RPI S	Opponent	Score		RPI S	Opponent	Score		RPI S	Opponent	Score					
10 H	Minnesota	0 3		45 A	Yale	0 3				163 A	Harvard	0 3							
				45 H	Yale	1 3				163 H	Harvard	3 2							
										169 A	Marist	1 3							
										171 A	Penn	1 3							
										171 H	Penn	1 3							
										188 H	Rhode Island	3 1							
										199 H	New Hampshire	3 1							
										202 H	Central Conn. St.	3 0							
										204 H	UConn	0 3							
										221 A	Brown	2 3							
										221 H	Brown	0 3							
										227 A	Cornell	1 3							
										227 H	Cornell	3 2							
										235 H	Manhattan	3 1							
										248 A	Princeton	3 2							
										248 H	Princeton	2 3							
										272 A	Columbia	3 0							
										272 H	Columbia	2 3							
										274 H	Grand Canyon	2 3							
										292 N	Hartford	3 0							
										311 H	Providence	3 1							
										312 A	Bryant	0 3							
										329 N	UMass Lowell	3 0							
				LAST 10 GAMES															
				272 A	Columbia	3	0	45 H	Yale	1	3								
				227 A	Cornell	1	3	163 H	Harvard	3	2								
				248 H	Princeton	2	3	171 A	Penn	1	3								
				171 H	Penn	1	3	248 A	Princeton	3	2								
				221 H	Brown	0	3	227 H	Cornell	3	2								

Non-Div. I Games:

Dartmouth

Average RPI Win: 259		WON-LOST	WINNING	LAST 10	STRENGTH OF		OPP. STRENGTH	TEAM	ADJ	CONF.	ADJ CONF.
Average RPI Loss: 136		RECORD	PCT. RANK	GAMES	SCHEDULE		OF SCHEDULE	RPI	RPI	RPI	RPI
DIV. I ONLY		9- 20	.31034	266	2- 8		162	202	241	.41689	241
DIV. I NON-CONF.		5- 6	.45455	196	0- 0		204	294	215	.44297	220
TOTALS		RPI 1-25	RPI 26-50		W-L RECORDS		RPI 51-100		RPI 101-150		RPI 150+
9- 20	0- 0	0- 2		OVERALL		0- 6		0- 3		9- 9	
4- 8	0- 0	0- 1		HOME		0- 3		0- 2		4- 2	
4- 10	0- 0	0- 1		AWAY		0- 3		0- 1		4- 5	
1- 2	0- 0	0- 0		NEUTRAL		0- 0		0- 0		1- 2	
5- 6	0- 0	0- 0		NON-CONFERENCE		0- 0		0- 1		5- 5	
2- 1	0- 0	0- 0		HOME		0- 0		0- 1		2- 0	
2- 3	0- 0	0- 0		AWAY		0- 0		0- 0		2- 3	
1- 2	0- 0	0- 0		NEUTRAL		0- 0		0- 0		1- 2	
4- 14	0- 0	0- 2		CONFERENCE		0- 6		0- 2		4- 4	
2- 7	0- 0	0- 1		HOME		0- 3		0- 1		2- 2	
2- 7	0- 0	0- 1		AWAY		0- 3		0- 1		2- 2	
0- 0	0- 0	0- 0		NEUTRAL		0- 0		0- 0		0- 0	
RPI S	Opponent	Score	RPI S	Opponent	Score	RPI S	Opponent	Score	RPI S	Opponent	Score
			38 A	Wichita St.	0 3	61 A	UNI	0 3	103 H	Valparaiso	1 3
			38 H	Wichita St.	0 3	61 H	UNI	0 3	105 A	Southern Ill.	0 3
						70 A	Missouri St.	0 3	105 H	Southern Ill.	1 3
						70 H	Missouri St.	0 3	172 A	Loyola Chicago	0 3
						91 A	Illinois St.	0 3	172 H	Loyola Chicago	0 3
						91 H	Illinois St.	1 3	176 A	Belmont	1 3
									177 A	Miami (OH)	0 3
									187 N	Hampton	2 3
									223 A	Bradley	3 2
									223 H	Bradley	3 1
									225 H	Memphis	3 2
									233 N	Northern Ky.	1 3
									236 A	Murray St.	3 0
									236 N	Murray St.	3 0
									244 A	Indiana St.	0 3
									244 H	Indiana St.	2 3
									253 H	SIU Edwardsville	3 1
									291 A	UT Martin	2 3
									303 A	Drake	3 0
									303 H	Drake	3 0
									326 A	N.C. Central	3 0
			LAST 10 GAMES								
			91 H	Illinois St.	1 3	70 H	Missouri St.	0 3			
			244 H	Indiana St.	2 3	38 H	Wichita St.	0 3			
			105 A	Southern Ill.	0 3	172 A	Loyola Chicago	0 3			
			303 A	Drake	3 0	223 A	Bradley	3 2			
			61 A	UNI	0 3	105 H	Southern Ill.	1 3			

Non-Div. I Games:

Evansville

Average RPI Win: 275		WON-LOST	WINNING	LAST 10	STRENGTH OF		OPP. STRENGTH	TEAM	ADJ	CONF.	ADJ CONF.
Average RPI Loss: 186		RECORD	PCT. RANK	GAMES	SCHEDULE		OF SCHEDULE	RPI	RPI	RPI	RPI
DIV. I ONLY		17- 14	.54839	136	4- 6		308	264	237	.41576	242
DIV. I NON-CONF.		10- 6	.625	105	0- 0		320	260	235	.42831	236
TOTALS		RPI 1-25	RPI 26-50		W-L RECORDS		RPI 51-100		RPI 101-150		RPI 150+
17- 14	0- 0	0- 0		OVERALL		0- 2		0- 1		17- 11	
8- 2	0- 0	0- 0		HOME		0- 0		0- 0		8- 2	
4- 7	0- 0	0- 0		AWAY		0- 1		0- 1		4- 5	
5- 5	0- 0	0- 0		NEUTRAL		0- 1		0- 0		5- 4	
10- 6	0- 0	0- 0		NON-CONFERENCE		0- 2		0- 1		10- 3	
3- 0	0- 0	0- 0		HOME		0- 0		0- 0		3- 0	
2- 2	0- 0	0- 0		AWAY		0- 1		0- 1		2- 0	
5- 4	0- 0	0- 0		NEUTRAL		0- 1		0- 0		5- 3	
7- 8	0- 0	0- 0		CONFERENCE		0- 0		0- 0		7- 8	
5- 2	0- 0	0- 0		HOME		0- 0		0- 0		5- 2	
2- 5	0- 0	0- 0		AWAY		0- 0		0- 0		2- 5	
0- 1	0- 0	0- 0		NEUTRAL		0- 0		0- 0		0- 1	
RPI S	Opponent	Score	RPI S	Opponent	Score	RPI S	Opponent	Score	RPI S	Opponent	Score
						63 A	Col. of Charleston	0 3	145 A	UNC Wilmington	1 3
						64 N	Ball St.	0 3	155 A	Radford	0 3
									155 H	Radford	1 3
									184 N	Tennessee	1 3
									190 A	Liberty	0 3
									190 H	Liberty	0 3
									190 N	Liberty	1 3
									197 A	Coastal Caro.	1 3
									201 H	High Point	3 1
									208 A	Western Caro.	3 0
									231 N	Boston College	3 2
									234 H	Campbell	3 0
									246 A	Winthrop	2 3
									246 H	Winthrop	3 1
									251 N	Charlotte	1 3
									269 A	Presbyterian	3 2
									269 H	Presbyterian	3 0
									277 A	Gardner-Webb	2 3
									277 H	Gardner-Webb	3 1
									284 N	Alabama A&M	3 0
									290 A	Chattanooga	3 1
									291 N	UT Martin	1 3
									296 N	Wright St.	3 1
									306 H	USC Upstate	3 1
									307 N	Mercer	3 1
									308 A	Charleston So.	3 2
									314 H	N.C. A&T	3 0
			LAST 10 GAMES								
			190 N	Liberty	1 3	234 H	Campbell	3 0	296 N	Wright St.	3 1
			155 H	Radford	1 3	201 H	High Point	3 1	306 H	USC Upstate	3 1
			190 H	Liberty	0 3	197 A	Coastal Caro.	1 3	307 N	Mercer	3 1
			246 A	Winthrop	2 3	308 A	Charleston So.	3 2	308 A	Charleston So.	3 2
			269 A	Presbyterian	3 2	277 A	Gardner-Webb	2 3	314 H	N.C. A&T	3 0

Non-Div. I Games:

UNC Asheville



RPI	S	Opponent	Score	
314	N	N.C. A&T	3	0
326	H	N.C. Central	3	0

UNC Asheville

U  
N  
C  
A  
s  
h  
e  
v  
i  
l  
l  
e

U  
N  
C  
A  
s  
h  
e  
v  
i  
l  
l  
e

Average RPI Win: 254		WON-LOST	WINNING	LAST 10	STRENGTH OF		OPP. STRENGTH	TEAM	ADJ	CONF.	ADJ CONF.
Average RPI Loss: 135		RECORD	PCT. RANK	GAMES	SCHEDULE		OF SCHEDULE	RPI	RPI	RPI	RPI
DIV. I ONLY		12- 18	.4	230	3- 7		289	169	258	.41531	243
DIV. I NON-CONF.		6- 9	.4	218	0- 0		263	152	242	.42734	239
TOTALS		RPI 1-25	RPI 26-50		W-L RECORDS		RPI 51-100		RPI 101-150		RPI 150+
12- 18	0- 2	0- 0		OVERALL		0- 3		2- 9		10- 4	
6- 2	0- 0	0- 0		HOME		0- 0		2- 2		4- 0	
2- 10	0- 1	0- 0		AWAY		0- 1		0- 5		2- 3	
4- 6	0- 1	0- 0		NEUTRAL		0- 2		0- 2		4- 1	
6- 9	0- 2	0- 0		NON-CONFERENCE		0- 3		0- 2		6- 2	
1- 0	0- 0	0- 0		HOME		0- 0		0- 0		1- 0	
1- 4	0- 1	0- 0		AWAY		0- 1		0- 1		1- 1	
4- 5	0- 1	0- 0		NEUTRAL		0- 2		0- 1		4- 1	
6- 9	0- 0	0- 0		CONFERENCE		0- 0		2- 7		4- 2	
5- 2	0- 0	0- 0		HOME		0- 0		2- 2		3- 0	
1- 6	0- 0	0- 0		AWAY		0- 0		0- 4		1- 2	
0- 1	0- 0	0- 0		NEUTRAL		0- 0		0- 1		0- 0	
RPI S	Opponent	Score		RPI S	Opponent	Score		RPI S	Opponent	Score	
10 A	Minnesota	0	3					109 A	IUPUI	0	3
14 N	Duke	0	3					109 H	IUPUI	2	3
								119 A	Iowa	1	3
								130 A	South Dakota	0	3
								130 H	South Dakota	3	2
								130 N	South Dakota	0	3
								141 A	Denver	0	3
								141 H	Denver	0	3
								144 A	IPFW	2	3
								144 H	IPFW	3	2
								150 N	George Washington	2	3
								178 N	Oakland	3	2
								223 A	Bradley	1	3
								224 A	North Dakota St.	0	3
								224 H	North Dakota St.	3	0
								266 N	Ill.-Chicago	3	0
								276 A	South Dakota St.	2	3
								276 H	South Dakota St.	3	0
								291 N	UT Martin	3	1
								293 A	Neb. Omaha	3	0
								293 H	Neb. Omaha	3	0
								303 N	Drake	2	3
								313 N	UMES	3	1
								318 A	Chicago St.	3	0
								318 H	Chicago St.	3	0
LAST 10 GAMES											
130 H	South Dakota	3	2	109 H	IUPUI	2	3	313 N	UMES	3	1
130 N	South Dakota	0	3	144 H	IPFW	3	2	318 A	Chicago St.	3	0
141 H	Denver	0	3	293 H	Neb. Omaha	3	0	318 H	Chicago St.	3	0
276 A	South Dakota St.	2	3	141 A	Denver	0	3				
224 A	North Dakota St.	0	3	130 A	South Dakota	0	3				

Non-Div. I Games:

Western Ill.

Average RPI Win: 249		WON-LOST RECORD		WINNING PCT. RANK		LAST 10 GAMES		STRENGTH OF SCHEDULE		OPP. STRENGTH OF SCHEDULE		TEAM RPI		ADJ RPI		CONF. RPI		ADJ CONF. RPI	
DIV. I ONLY		13- 17		.43333 207		5- 5		281		176		244		.4153 244		12		13	
DIV. I NON-CONF.		7- 5		.58333 132		1- 0		328		281		276		.39642 269		11		12	
TOTALS		RPI 1-25		RPI 26-50		W-L RECORDS		RPI 51-100		RPI 101-150		RPI 150+							
13- 17		0- 0		0- 2		OVERALL		1- 5		0- 3		12- 7							
6- 6		0- 0		0- 1		HOME		1- 2		0- 2		5- 1							
4- 9		0- 0		0- 1		AWAY		0- 3		0- 1		4- 4							
3- 2		0- 0		0- 0		NEUTRAL		0- 0		0- 0		3- 2							
7- 5		0- 0		0- 0		NON-CONFERENCE		0- 0		0- 1		7- 4							
2- 1		0- 0		0- 0		HOME		0- 0		0- 1		2- 0							
2- 2		0- 0		0- 0		AWAY		0- 0		0- 0		2- 2							
3- 2		0- 0		0- 0		NEUTRAL		0- 0		0- 0		3- 2							
6- 12		0- 0		0- 2		CONFERENCE		1- 5		0- 2		5- 3							
4- 5		0- 0		0- 1		HOME		1- 2		0- 1		3- 1							
2- 7		0- 0		0- 1		AWAY		0- 3		0- 1		2- 2							
0- 0		0- 0		0- 0		NEUTRAL		0- 0		0- 0		0- 0							
RPI S	Opponent	Score		RPI S	Opponent	Score		RPI S	Opponent	Score		RPI S	Opponent	Score					
				38 A	Wichita St.	0	3	61 A	UNI	1	3	105 A	Southern Ill.	2	3				
				38 H	Wichita St.	0	3	61 H	UNI	1	3	105 H	Southern Ill.	0	3				
								70 A	Missouri St.	2	3	109 H	IUPUI	1	3				
								70 H	Missouri St.	2	3	172 A	Loyola Chicago	1	3				
								91 A	Illinois St.	0	3	172 H	Loyola Chicago	3	0				
								91 H	Illinois St.	3	1	174 N	Georgetown	3	2				
												198 H	Saint Louis	3	2				
												223 A	Bradley	2	3				
												223 H	Bradley	1	3				
												234 A	Campbell	2	3				
												236 N	Murray St.	1	3				
												241 A	Evansville	3	2				
												241 H	Evansville	3	0				
												253 A	SIU Edwardsville	3	2				
												259 N	Akron	2	3				
												296 A	Wright St.	1	3				
												300 N	Robert Morris	3	1				
												303 A	Drake	3	0				
												303 H	Drake	3	0				
												318 A	Chicago St.	3	0				
												318 H	Chicago St.	3	1				
												326 N	N.C. Central	3	0				
LAST 10 GAMES																			
				105 A	Southern Ill.	2	3	38 A	Wichita St.	0	3								
				241 A	Evansville	3	2	223 H	Bradley	1	3								
				61 H	UNI	1	3	172 H	Loyola Chicago	3	0								
				303 H	Drake	3	0	91 H	Illinois St.	3	1								
				70 A	Missouri St.	2	3	198 H	Saint Louis	3	2								

Non-Div. I Games:

Indiana St.

Average RPI Win: 296		WON-LOST RECORD		WINNING PCT. RANK		LAST 10 GAMES		STRENGTH OF SCHEDULE		OPP. STRENGTH OF SCHEDULE		TEAM RPI		ADJ RPI		CONF. RPI		ADJ CONF. RPI	
Average RPI Loss: 214		21- 11		.65625 65		6- 4		324		310		236		.41452 245		31		32	
DIV. I ONLY		21- 11		.65625 65		6- 4		324		310		236		.41452 245		31		32	
DIV. I NON-CONF.		9- 6		.6 116		0- 0		315		302		238		.42127 245		31		31	
TOTALS		RPI 1-25		RPI 26-50		W-L RECORDS		RPI 51-100		RPI 101-150		RPI 150+							
21- 11		0- 0		0- 1		OVERALL		0- 0		0- 0		21- 10							
7- 4		0- 0		0- 0		HOME		0- 0		0- 0		7- 4							
6- 3		0- 0		0- 0		AWAY		0- 0		0- 0		6- 3							
8- 4		0- 0		0- 1		NEUTRAL		0- 0		0- 0		8- 3							
9- 6		0- 0		0- 1		NON-CONFERENCE		0- 0		0- 0		9- 5							
2- 1		0- 0		0- 0		HOME		0- 0		0- 0		2- 1							
1- 2		0- 0		0- 0		AWAY		0- 0		0- 0		1- 2							
6- 3		0- 0		0- 1		NEUTRAL		0- 0		0- 0		6- 2							
12- 5		0- 0		0- 0		CONFERENCE		0- 0		0- 0		12- 5							
5- 3		0- 0		0- 0		HOME		0- 0		0- 0		5- 3							
5- 1		0- 0		0- 0		AWAY		0- 0		0- 0		5- 1							
2- 1		0- 0		0- 0		NEUTRAL		0- 0		0- 0		2- 1							
RPI S	Opponent	Score		RPI S	Opponent	Score		RPI S	Opponent	Score		RPI S	Opponent	Score					
				30 N	American	0	3					174 N	Georgetown	1	3				
												187 A	Hampton	0	3				
												187 H	Hampton	0	3				
												187 N	Hampton	1	3				
												232 H	East Carolina	3	1				
												235 A	Manhattan	0	3				
												247 H	Bucknell	2	3				
												250 A	Coppin St.	3	0				
												250 H	Coppin St.	0	3				
												256 N	Loyola Maryland	3	0				
												263 A	Morgan St.	3	1				
												263 H	Morgan St.	1	3				
												263 N	Morgan St.	3	2				
												267 N	George Mason	3	0				
												281 A	Norfolk St.	3	2				
												281 H	Norfolk St.	3	1				
												283 N	Rider	1	3				
												301 N	Saint Francis (PA)	3	1				
												302 N	NJIT	3	1				
												302 N	NJIT	3	0				
												311 A	Providence	1	3				
												313 A	UMES	3	1				
												313 H	UMES	3	0				
												314 N	N.C. A&T	3	0				
												320 A	St. Francis Brooklyn	3	2				
												320 N	St. Francis Brooklyn	3	1				
												323 H	La Salle	3	1				
LAST 10 GAMES																			
				187 N	Hampton	1	3	281 A	Norfolk St.	3	2								
				314 N	N.C. A&T	3	0	327 H	Delaware St.	3	1								
				250 H	Coppin St.	0	3	313 H	UMES	3	0								
				263 A	Morgan St.	3	1	328 H	Bethune-Cookman	3	0								
				187 A	Hampton	0	3	263 H	Morgan St.	1	3								

Non-Div. I Games:

Howard

RPI	S	Opponent	Score	
326	H	N.C. Central	3	0
327	A	Delaware St.	3	1
327	H	Delaware St.	3	1
328	H	Bethune-Cookman	3	0

Howard

H  
o  
w  
a  
r  
d

H  
o  
w  
a  
r  
d

Average RPI Win:	266	WON-LOST	WINNING	LAST 10	STRENGTH OF	OPP. STRENGTH	TEAM	ADJ	CONF.	ADJ CONF.	
Average RPI Loss:	197	RECORD	PCT. RANK	GAMES	SCHEDULE	OF SCHEDULE	RPI	RPI	RPI	RPI	
DIV. I ONLY	17- 13	.56667	124	6- 4	314	274	243	.41332	246	27	27
DIV. I NON-CONF.	10- 5	.66667	81	1- 0	327	257	237	.43172	232	27	27
<hr/>											
TOTALS	RPI 1-25	RPI 26-50		W-L RECORDS		RPI 51-100		RPI 101-150		RPI 150+	
17- 13	0- 0	0- 0		OVERALL		0- 0		2- 3		15- 10	
11- 3	0- 0	0- 0		HOME		0- 0		0- 1		11- 2	
3- 8	0- 0	0- 0		AWAY		0- 0		0- 2		3- 6	
3- 2	0- 0	0- 0		NEUTRAL		0- 0		2- 0		1- 2	
10- 5	0- 0	0- 0		NON-CONFERENCE		0- 0		2- 3		8- 2	
6- 1	0- 0	0- 0		HOME		0- 0		0- 1		6- 0	
1- 3	0- 0	0- 0		AWAY		0- 0		0- 2		1- 1	
3- 1	0- 0	0- 0		NEUTRAL		0- 0		2- 0		1- 1	
7- 8	0- 0	0- 0		CONFERENCE		0- 0		0- 0		7- 8	
5- 2	0- 0	0- 0		HOME		0- 0		0- 0		5- 2	
2- 5	0- 0	0- 0		AWAY		0- 0		0- 0		2- 5	
0- 1	0- 0	0- 0		NEUTRAL		0- 0		0- 0		0- 1	
RPI S	Opponent	Score	RPI S	Opponent	Score	RPI S	Opponent	Score	RPI S	Opponent	Score
									115 A	Pacific	0 3
									120 A	Clemson	1 3
									123 N	Furman	3 2
									129 N	South Carolina	3 2
									145 H	UNC Wilmington	1 3
									155 H	Radford	0 3
									190 H	Liberty	3 2
									194 A	Davidson	2 3
									197 A	Coastal Caro.	2 3
									197 H	Coastal Caro.	1 3
									201 A	High Point	0 3
									201 N	High Point	0 3
									234 A	Campbell	2 3
									238 N	San Jose St.	3 2
									242 A	UNC Asheville	1 3
									242 H	UNC Asheville	3 2
									269 A	Presbyterian	0 3
									269 H	Presbyterian	3 1
									277 A	Gardner-Webb	3 0
									277 H	Gardner-Webb	3 0
			LAST 10 GAMES						287 N	UC Riverside	1 3
									289 H	Fordham	3 0
									297 H	Tennessee Tech	3 0
									305 A	Citadel	3 0
									305 H	Citadel	3 1
									308 A	Charleston So.	3 0
									308 H	Charleston So.	3 0

Non-Div. I Games:

Winthrop

RPI	S	Opponent	Score	
314	H	N.C. A&T	3	2
328	H	Bethune-Cookman	3	0
331	H	Savannah St.	3	0

Winthrop

W  
i  
n  
t  
h  
r  
o  
p

W  
i  
n  
t  
h  
r  
o  
p

Average RPI Win:	276	WON-LOST RECORD	WINNING PCT. RANK	LAST 10 GAMES	STRENGTH OF SCHEDULE	OPP. STRENGTH OF SCHEDULE	TEAM RPI	ADJ RPI	CONF. RPI	ADJ CONF. RPI		
DIV. I ONLY	10- 16	.38462	240	3- 7	238	258	245	.41216	247	15	16	
DIV. I NON-CONF.	7- 3	.7	71	1- 0	299	323	191	.46532	196	19	20	
<hr/>												
TOTALS	RPI 1-25	RPI 26-50		W-L RECORDS	RPI 51-100		RPI 101-150		RPI 150+			
10- 16	0- 0	0- 4		OVERALL	0- 2		0- 3		10- 7			
5- 6	0- 0	0- 2		HOME	0- 1		0- 1		5- 2			
3- 8	0- 0	0- 2		AWAY	0- 1		0- 1		3- 4			
2- 2	0- 0	0- 0		NEUTRAL	0- 0		0- 1		2- 1			
7- 3	0- 0	0- 0		NON-CONFERENCE	0- 0		0- 1		7- 2			
2- 1	0- 0	0- 0		HOME	0- 0		0- 0		2- 1			
3- 0	0- 0	0- 0		AWAY	0- 0		0- 0		3- 0			
2- 2	0- 0	0- 0		NEUTRAL	0- 0		0- 1		2- 1			
3- 13	0- 0	0- 4		CONFERENCE	0- 2		0- 2		3- 5			
3- 5	0- 0	0- 2		HOME	0- 1		0- 1		3- 1			
0- 8	0- 0	0- 2		AWAY	0- 1		0- 1		0- 4			
0- 0	0- 0	0- 0		NEUTRAL	0- 0		0- 0		0- 0			
RPI	S	Opponent	Score	RPI	S	Opponent	Score	RPI	S	Opponent	Score	
				30	A	American	0 3	99	A	Army	0 3	
				30	H	American	0 3	99	H	Army	2 3	
				50	A	Colgate	0 3			140	A Lehigh	0 3
				50	H	Colgate	0 3			140	H Lehigh	0 3
										142	N Buffalo	0 3
										222	N Iona	3 0
										226	A Navy	0 3
										226	H Navy	0 3
										227	A Cornell	3 2
										229	N Sacramento St.	2 3
										245	A Howard	3 2
										256	A Loyola Maryland	2 3
										256	H Loyola Maryland	3 1
										271	A Lafayette	1 3
										271	H Lafayette	3 1
										280	A Holy Cross	0 3
										280	H Holy Cross	3 1
										282	H Canisius	2 3
										283	H Rider	3 1
										323	A La Salle	3 1
										324	H Fairleigh Dickinson	3 2
										324	N Fairleigh Dickinson	3 0
				LAST 10 GAMES								
				256	A	Loyola Maryland	2 3	280	H	Holy Cross	3 1	
				271	H	Lafayette	3 1	99	H	Army	2 3	
				140	A	Lehigh	0 3	50	A	Colgate	0 3	
				226	A	Navy	0 3	50	H	Colgate	0 3	
				30	A	American	0 3	245	A	Howard	3 2	

Non-Div. I Games:

Bucknell



Average RPI Win:	256	WON-LOST RECORD	WINNING PCT. RANK	LAST 10 GAMES	STRENGTH OF SCHEDULE	OPP. STRENGTH OF SCHEDULE	TEAM RPI	ADJ RPI	CONF. RPI	ADJ CONF. RPI			
DIV. I ONLY	10- 14	.41667	221	4- 6	270	236	249	.41166	248	19	19		
DIV. I NON-CONF.	4- 6	.4	218	0- 0	310	273	287	.38373	287	21	21		
<hr/>													
TOTALS	RPI 1-25	RPI 26-50		W-L RECORDS	RPI 51-100		RPI 101-150		RPI 150+				
10- 14	0- 0	0- 2		OVERALL	0- 1		0- 0		10- 11				
4- 4	0- 0	0- 1		HOME	0- 1		0- 0		4- 2				
3- 7	0- 0	0- 1		AWAY	0- 0		0- 0		3- 6				
3- 3	0- 0	0- 0		NEUTRAL	0- 0		0- 0		3- 3				
<hr/>													
4- 6	0- 0	0- 0		NON-CONFERENCE	0- 1		0- 0		4- 5				
0- 1	0- 0	0- 0		HOME	0- 1		0- 0		0- 0				
1- 2	0- 0	0- 0		AWAY	0- 0		0- 0		1- 2				
3- 3	0- 0	0- 0		NEUTRAL	0- 0		0- 0		3- 3				
<hr/>													
6- 8	0- 0	0- 2		CONFERENCE	0- 0		0- 0		6- 6				
4- 3	0- 0	0- 1		HOME	0- 0		0- 0		4- 2				
2- 5	0- 0	0- 1		AWAY	0- 0		0- 0		2- 4				
0- 0	0- 0	0- 0		NEUTRAL	0- 0		0- 0		0- 0				
<hr/>													
RPI S	Opponent	Score	RPI S	Opponent	Score	RPI S	Opponent	Score	RPI S	Opponent	Score		
			45 A Yale	1	3	79 H	Seton Hall	0	3	155 N	Radford	0	3
			45 H Yale	1	3			163 A	Harvard	0	3		
							163 H	Harvard	0	3			
							171 A	Penn	0	3			
							171 H	Penn	3	2			
							200 N	Central Mich.	0	3			
							203 A	Hofstra	1	3			
							221 A	Brown	2	3			
							221 H	Brown	3	0			
							227 A	Cornell	1	3			
							227 H	Cornell	3	0			
							240 A	Dartmouth	3	2			
							240 H	Dartmouth	2	3			
							250 N	Coppin St.	3	0			
							262 N	Stony Brook	1	3			
							267 A	George Mason	3	1			
							272 A	Columbia	3	1			
							272 H	Columbia	3	1			
							306 N	USC Upstate	3	2			
							312 A	Bryant	1	3			
				329 N	UMass Lowell	3	0						
<hr/>													
			LAST 10 GAMES										
			221 H	Brown	3	0	272 H	Columbia	3	1			
			45 H	Yale	1	3	171 A	Penn	0	3			
			240 A	Dartmouth	3	2	163 H	Harvard	0	3			
			163 A	Harvard	0	3	240 H	Dartmouth	2	3			
			227 H	Cornell	3	0	45 A	Yale	1	3			

Non-Div. I Games:

Princeton

Average RPI Win: 283		WON-LOST	WINNING	LAST 10	STRENGTH OF		OPP. STRENGTH	TEAM	ADJ		CONF.	ADJ CONF.
Average RPI Loss: 136		RECORD	PCT. RANK	GAMES	SCHEDULE		OF SCHEDULE	RPI	RPI		RPI	RPI
DIV. I ONLY		7- 21	.25 285	3- 7	164		214	262	.41045 249		20	20
DIV. I NON-CONF.		2- 10	.16667 290	0- 0	124		167	256	.42133 243		23	23
TOTALS		RPI 1-25	RPI 26-50	W-L RECORDS	RPI 51-100		RPI 101-150	RPI 150+				
7- 21	0- 0		0- 3	OVERALL	0- 6		0- 4	7- 8				
4- 7	0- 0		0- 1	HOME	0- 1		0- 2	4- 3				
1- 9	0- 0		0- 0	AWAY	0- 3		0- 1	1- 4				
2- 5	0- 0		0- 1	NEUTRAL	0- 2		0- 1	2- 1				
2- 10	0- 0		0- 2	NON-CONFERENCE	0- 4		0- 2	2- 2				
0- 2	0- 0		0- 0	HOME	0- 0		0- 1	0- 1				
0- 3	0- 0		0- 1	AWAY	0- 2		0- 0	0- 0				
2- 5	0- 0		0- 1	NEUTRAL	0- 2		0- 1	2- 1				
5- 11	0- 0		0- 1	CONFERENCE	0- 2		0- 2	5- 6				
4- 5	0- 0		0- 1	HOME	0- 1		0- 1	4- 2				
1- 6	0- 0		0- 0	AWAY	0- 1		0- 1	1- 4				
0- 0	0- 0		0- 0	NEUTRAL	0- 0		0- 0	0- 0				
RPI S	Opponent	Score	RPI S	Opponent	Score	RPI S	Opponent	Score	RPI S	Opponent	Score	
			29 N	Texas A&M	0 3	54 A	Tulane	0 3	116 N	Loyola Marymount	0 3	
			46 H	Central Ark.	0 3	67 N	Washington St.	0 3	126 A	A&M-Corpus Christi	0 3	
			49 A	UTSA	0 3	88 N	SMU	0 3	126 H	A&M-Corpus Christi	2 3	
						96 H	Oral Roberts	1 3	148 H	Rice	0 3	
						98 A	Northwestern St.	1 3	160 A	Sam Houston St.	0 3	
						100 A	Texas St.	0 3	160 H	Sam Houston St.	1 3	
									182 A	Stephen F. Austin	1 3	
									196 N	Houston	1 3	
									205 A	Houston Baptist	0 3	
									205 H	Houston Baptist	3 2	
									264 H	Southeastern La.	3 0	
									265 A	McNeese St.	1 3	
									265 H	McNeese St.	0 3	
									278 H	Tex.-Pan American	2 3	
									294 A	Nicholls St.	3 0	
									294 H	Nicholls St.	3 1	
									298 H	New Orleans	3 1	
									309 N	Jackson St.	3 0	
									317 N	Quinnipiac	3 1	
LAST 10 GAMES												
			205 A	Houston Baptist	0 3	46 H	Central Ark.	0 3				
			126 A	A&M-Corpus Christi	0 3	182 A	Stephen F. Austin	1 3				
			265 H	McNeese St.	0 3	98 A	Northwestern St.	1 3				
			294 H	Nicholls St.	3 1	298 H	New Orleans	3 1				
			96 H	Oral Roberts	1 3	264 H	Southeastern La.	3 0				

Non-Div. I Games: Incarnate Word 3 0 Abilene Christian 3 0

Lamar

Average RPI Win: 287		WON-LOST RECORD		WINNING PCT. RANK		LAST 10 GAMES		STRENGTH OF SCHEDULE		OPP. STRENGTH OF SCHEDULE		TEAM RPI		ADJ RPI		CONF. RPI		ADJ CONF. RPI	
DIV. I ONLY		15- 16		.48387 182		8- 2		263		296		232		.40884 250		31		32	
DIV. I NON-CONF.		4- 11		.26667 274		1- 0		161		216		246		.40802 264		31		31	
TOTALS		RPI 1-25		RPI 26-50		W-L RECORDS		RPI 51-100		RPI 101-150		RPI 150+							
15- 16		0- 1		0- 3		OVERALL		0- 0		0- 0		15- 12							
9- 2		0- 0		0- 1		HOME		0- 0		0- 0		9- 1							
3- 8		0- 1		0- 0		AWAY		0- 0		0- 0		3- 7							
3- 6		0- 0		0- 2		NEUTRAL		0- 0		0- 0		3- 4							
4- 11		0- 1		0- 3		NON-CONFERENCE		0- 0		0- 0		4- 7							
1- 1		0- 0		0- 1		HOME		0- 0		0- 0		1- 0							
0- 5		0- 1		0- 0		AWAY		0- 0		0- 0		0- 4							
3- 5		0- 0		0- 2		NEUTRAL		0- 0		0- 0		3- 3							
11- 5		0- 0		0- 0		CONFERENCE		0- 0		0- 0		11- 5							
8- 1		0- 0		0- 0		HOME		0- 0		0- 0		8- 1							
3- 3		0- 0		0- 0		AWAY		0- 0		0- 0		3- 3							
0- 1		0- 0		0- 0		NEUTRAL		0- 0		0- 0		0- 1							
RPI	S	Opponent		Score		RPI	S	Opponent		Score		RPI	S	Opponent		Score			
3	A	Washington		0 3		30	H	American		0 3		183	N	Temple		1 3			
						32	N	Cal St. Northridge		0 3		187	A	Hampton		0 3			
						32	N	Cal St. Northridge		0 3		187	H	Hampton		3 2			
												187	N	Hampton		2 3			
												203	A	Hofstra		0 3			
												210	N	Siena		1 3			
												212	H	Florida A&M		3 2			
												220	A	Towson		1 3			
												228	A	UMBC		0 3			
												245	A	Howard		3 0			
												245	H	Howard		0 3			
												248	N	Princeton		0 3			
												256	N	Loyola Maryland		3 0			
												263	A	Morgan St.		2 3			
												263	H	Morgan St.		3 2			
												267	A	George Mason		1 3			
												281	A	Norfolk St.		0 3			
												281	H	Norfolk St.		3 2			
												301	N	Saint Francis (PA)		3 2			
												302	H	NJIT		3 1			
												313	A	UMES		3 0			
												313	H	UMES		3 0			
												320	N	St. Francis Brooklyn		3 0			
												326	H	N.C. Central		3 1			
												327	A	Delaware St.		3 0			
												327	H	Delaware St.		3 0			
												328	H	Bethune-Cookman		3 0			

Average RPI Win:	276	WON-LOST RECORD	WINNING PCT. RANK	LAST 10 GAMES	STRENGTH OF SCHEDULE	OPP. STRENGTH OF SCHEDULE	TEAM RPI	ADJ RPI	CONF. RPI	ADJ CONF. RPI	
DIV. I ONLY		12- 17	.41379 222	2- 8	284	226	256	.40811 251	11	11	
DIV. I NON-CONF.		10- 5	.66667 81	0- 0	324	296	232	.42983 235	12	11	
<hr/>											
TOTALS	RPI 1-25	RPI 26-50	W-L RECORDS		RPI 51-100	RPI 101-150	RPI 150+				
12- 17	0- 0	0- 2	OVERALL		0- 2	0- 5	12- 8				
4- 7	0- 0	0- 2	HOME		0- 2	0- 0	4- 3				
4- 7	0- 0	0- 0	AWAY		0- 0	0- 4	4- 3				
4- 3	0- 0	0- 0	NEUTRAL		0- 0	0- 1	4- 2				
10- 5	0- 0	0- 0	NON-CONFERENCE		0- 0	0- 1	10- 4				
3- 1	0- 0	0- 0	HOME		0- 0	0- 0	3- 1				
3- 1	0- 0	0- 0	AWAY		0- 0	0- 0	3- 1				
4- 3	0- 0	0- 0	NEUTRAL		0- 0	0- 1	4- 2				
2- 12	0- 0	0- 2	CONFERENCE		0- 2	0- 4	2- 4				
1- 6	0- 0	0- 2	HOME		0- 2	0- 0	1- 2				
1- 6	0- 0	0- 0	AWAY		0- 0	0- 4	1- 2				
0- 0	0- 0	0- 0	NEUTRAL		0- 0	0- 0	0- 0				
RPI	S	Opponent	Score	RPI	S	Opponent	Score	RPI	S	Opponent	Score
				37	H	Tulsa	1 3				
				49	H	UTSA	0 3				
								118	A	UAB	1 3
								121	A	North Texas	0 3
								125	A	Marshall	1 3
								133	N	Bakersfield	1 3
								148	A	Rice	0 3
								157	H	UTEP	3 1
								175	A	FIU	2 3
								179	H	Southern Miss.	0 3
								184	N	Tennessee	0 3
								189	A	Fla. Atlantic	1 3
								194	A	Davidson	2 3
								214	H	Elon	1 3
								232	A	East Carolina	3 2
								242	N	UNC Asheville	3 1
								252	H	Tennessee St.	3 0
								277	H	Gardner-Webb	3 0
								279	H	Louisiana Tech	1 3
								281	A	Norfolk St.	3 0
								290	A	Chattanooga	3 2
								291	N	UT Martin	0 3
								308	N	Charleston So.	3 0
								313	N	UMES	3 0
								314	A	N.C. A&T	3 0
								322	H	South Carolina St.	3 0
								328	N	Bethune-Cookman	3 0

**Non-Div. I Games:**

Charlotte

Average RPI Win:	266	WON-LOST RECORD	WINNING PCT. RANK	LAST 10 GAMES	STRENGTH OF SCHEDULE	OPP. STRENGTH OF SCHEDULE	TEAM RPI	ADJ RPI	CONF. RPI	ADJ CONF. RPI	
DIV. I ONLY		10- 18	.35714 251	3- 7	224	259	251	.40782 252	24	26	
DIV. I NON-CONF.		4- 7	.36364 237	0- 0	253	245	260	.41215 258	26	25	
<hr/>											
TOTALS	RPI 1-25	RPI 26-50		W-L RECORDS	RPI 51-100		RPI 101-150		RPI 150+		
10- 18	0- 0	0- 0		OVERALL	0- 4		0- 3		10- 11		
5- 4	0- 0	0- 0		HOME	0- 1		0- 0		5- 3		
3- 10	0- 0	0- 0		AWAY	0- 2		0- 1		3- 7		
2- 4	0- 0	0- 0		NEUTRAL	0- 1		0- 2		2- 1		
<hr/>											
4- 7	0- 0	0- 0		NON-CONFERENCE	0- 1		0- 3		4- 3		
1- 0	0- 0	0- 0		HOME	0- 0		0- 0		1- 0		
1- 3	0- 0	0- 0		AWAY	0- 0		0- 1		1- 2		
2- 4	0- 0	0- 0		NEUTRAL	0- 1		0- 2		2- 1		
<hr/>											
6- 11	0- 0	0- 0		CONFERENCE	0- 3		0- 0		6- 8		
4- 4	0- 0	0- 0		HOME	0- 1		0- 0		4- 3		
2- 7	0- 0	0- 0		AWAY	0- 2		0- 0		2- 5		
0- 0	0- 0	0- 0		NEUTRAL	0- 0		0- 0		0- 0		
<hr/>											
RPI S	Opponent	Score	RPI S	Opponent	Score	RPI S	Opponent	Score	RPI S	Opponent	Score
						73 N	Ga. Southern	0 3	118 N	UAB	0 3
						97 A	Morehead St.	0 3	122 A	Indiana	1 3
						97 A	Morehead St.	0 3	137 N	Wyoming	1 3
						97 H	Morehead St.	0 3	168 H	Southeast Mo. St.	1 3
									176 A	Belmont	0 3
									176 H	Belmont	3 2
									184 A	Eastern Ky.	1 3
									184 H	Eastern Ky.	0 3
									186 A	Eastern Ill.	1 3
									192 A	South Ala.	1 3
									207 A	Austin Peay	0 3
									214 N	Elon	1 3
									225 A	Memphis	3 2
									236 A	Murray St.	3 0
									237 A	Jacksonville St.	0 3
									237 H	Jacksonville St.	3 0
			251 A	Charlotte	0 3						
			253 H	SIU Edwardsville	1 3						
			284 H	Alabama A&M	3 0						
			291 H	UT Martin	3 1						
			297 A	Tennessee Tech	3 0						
			297 H	Tennessee Tech	3 0						
			299 N	Southern Utah	3 1						
			322 N	South Carolina St.	3 0						
<hr/>											
			LAST 10 GAMES								
			97 A	Morehead St.	0 3	236 A	Murray St.	3 0			
			253 H	SIU Edwardsville	1 3	207 A	Austin Peay	0 3			
			176 A	Belmont	0 3	237 H	Jacksonville St.	3 0			
			184 A	Eastern Ky.	1 3	297 H	Tennessee Tech	3 0			
			97 A	Morehead St.	0 3	168 H	Southeast Mo. St.	1 3			

**Non-Div. I Games:**

Tennessee St.

Average RPI Win: 235		WON-LOST	WINNING	LAST 10	STRENGTH OF		OPP. STRENGTH	TEAM	ADJ	CONF.	ADJ CONF.
Average RPI Loss: 191		RECORD	PCT. RANK	GAMES	SCHEDULE		OF SCHEDULE	RPI	RPI	RPI	RPI
DIV. I ONLY		14- 18	.4375	206	5- 5		251	262	233	.40573	253
DIV. I NON-CONF.		4- 9	.30769	258	0- 0		285	262	292	.36835	294
TOTALS		RPI 1-25	RPI 26-50		W-L RECORDS		RPI 51-100		RPI 101-150		RPI 150+
14- 18	0- 0	0- 0		OVERALL		0- 3		0- 1		14- 14	
6- 9	0- 0	0- 0		HOME		0- 1		0- 0		6- 8	
5- 6	0- 0	0- 0		AWAY		0- 2		0- 0		5- 4	
3- 3	0- 0	0- 0		NEUTRAL		0- 0		0- 1		3- 2	
4- 9	0- 0	0- 0		NON-CONFERENCE		0- 1		0- 1		4- 7	
2- 5	0- 0	0- 0		HOME		0- 1		0- 0		2- 4	
1- 1	0- 0	0- 0		AWAY		0- 0		0- 0		1- 1	
1- 3	0- 0	0- 0		NEUTRAL		0- 0		0- 1		1- 2	
10- 9	0- 0	0- 0		CONFERENCE		0- 2		0- 0		10- 7	
4- 4	0- 0	0- 0		HOME		0- 0		0- 0		4- 4	
4- 5	0- 0	0- 0		AWAY		0- 2		0- 0		4- 3	
2- 0	0- 0	0- 0		NEUTRAL		0- 0		0- 0		2- 0	
RPI S	Opponent	Score	RPI S	Opponent	Score	RPI S	Opponent	Score	RPI S	Opponent	Score
						65 H	Auburn	0 3	103 N	Valparaiso	1 3
						97 A	Morehead St.	1 3	156 H	UMKC	1 3
						97 A	Morehead St.	0 3	158 H	DePaul	1 3
									168 A	Southeast Mo. St.	3 1
									168 H	Southeast Mo. St.	2 3
									176 H	Belmont	3 1
									176 N	Belmont	3 1
									184 A	Eastern Ky.	3 2
									184 N	Eastern Ky.	3 1
									186 A	Eastern Ill.	1 3
									186 H	Eastern Ill.	2 3
									207 A	Austin Peay	3 0
									207 H	Austin Peay	1 3
									223 N	Bradley	2 3
									225 N	Memphis	1 3
									236 A	Murray St.	0 3
									236 H	Murray St.	3 1
									237 H	Jacksonville St.	3 1
									241 A	Evansville	1 3
									244 H	Indiana St.	2 3
									252 A	Tennessee St.	3 1
									259 H	Akron	0 3
									260 H	Georgia St.	3 1
									291 A	UT Martin	1 3
									291 H	UT Martin	1 3
									293 A	Neb. Omaha	3 0
									297 H	Tennessee Tech	3 0
			LAST 10 GAMES								
			97 A	Morehead St.	0 3	237 H	Jacksonville St.	3 1			
			184 N	Eastern Ky.	3 1	297 H	Tennessee Tech	3 0			
			176 N	Belmont	3 1	291 H	UT Martin	1 3			
			252 A	Tennessee St.	3 1	168 H	Southeast Mo. St.	2 3			
			186 H	Eastern Ill.	2 3	236 A	Murray St.	0 3			

Non-Div. I Games:

SIU Edwardsville

RPI	S	Opponent	Score	
299	N	Southern Utah	3	1
319	H	Ark.-Pine Bluff	3	0

SIU Edwardsville

SIU Edwardsville

SIU Edwardsville

Average RPI Win: 281		WON-LOST RECORD		WINNING PCT. RANK		LAST 10 GAMES		STRENGTH OF SCHEDULE		OPP. STRENGTH OF SCHEDULE		TEAM RPI		ADJ RPI		CONF. RPI		ADJ CONF. RPI	
DIV. I ONLY		10- 20		.33333 257		3- 7		191		285		252		.40493 254		22		23	
DIV. I NON-CONF.		4- 8		.33333 248		0- 1		136		320		230		.43067 234		22		22	
TOTALS		RPI 1-25		RPI 26-50		W-L RECORDS		RPI 51-100		RPI 101-150		RPI 150+							
10- 20		0- 0		0- 1		OVERALL		0- 6		0- 2		10- 11							
6- 6		0- 0		0- 0		HOME		0- 3		0- 0		6- 3							
2- 11		0- 0		0- 1		AWAY		0- 3		0- 1		2- 6							
2- 3		0- 0		0- 0		NEUTRAL		0- 0		0- 1		2- 2							
4- 8		0- 0		0- 1		NON-CONFERENCE		0- 0		0- 2		4- 5							
1- 2		0- 0		0- 0		HOME		0- 0		0- 0		1- 2							
1- 3		0- 0		0- 1		AWAY		0- 0		0- 1		1- 1							
2- 3		0- 0		0- 0		NEUTRAL		0- 0		0- 1		2- 2							
6- 12		0- 0		0- 0		CONFERENCE		0- 6		0- 0		6- 6							
5- 4		0- 0		0- 0		HOME		0- 3		0- 0		5- 1							
1- 8		0- 0		0- 0		AWAY		0- 3		0- 0		1- 5							
0- 0		0- 0		0- 0		NEUTRAL		0- 0		0- 0		0- 0							
RPI	S	Opponent		Score		RPI	S	Opponent		Score		RPI	S	Opponent		Score			
				36	A	Georgia	1	3	69	A	Lipscomb	0	3	103	N	Valparaiso	0	3	
									69	H	Lipscomb	0	3	107	A	UCF	0	3	
									76	A	East Tenn. St.	0	3	161	A	FGCU	0	3	
									76	H	East Tenn. St.	2	3	161	H	FGCU	3	2	
									86	A	Jacksonville	0	3	166	N	UNC Greensboro	1	3	
									86	H	Jacksonville	1	3	189	H	Fla. Atlantic	2	3	
														206	N	La.-Lafayette	0	3	
														211	A	Kennesaw St.	2	3	
														211	H	Kennesaw St.	0	3	
														212	A	Florida A&M	2	3	
														212	H	Florida A&M	1	3	
														233	A	Northern Ky.	2	3	
														233	H	Northern Ky.	3	0	
														257	A	Stetson	2	3	
														257	H	Stetson	3	2	
														275	N	Alabama St.	3	0	
														306	A	USC Upstate	1	3	
														306	H	USC Upstate	3	1	
														307	A	Mercer	3	0	
														307	H	Mercer	3	1	
														319	N	Ark.-Pine Bluff	3	0	
														321	H	Mississippi Val.	3	0	
														328	A	Bethune-Cookman	3	0	
				LAST 10 GAMES															
				306	A	USC Upstate	1	3	86	A	Jacksonville	0	3						
				76	A	East Tenn. St.	0	3	161	H	FGCU	3	2						
				307	H	Mercer	3	1	233	A	Northern Ky.	2	3						
				211	H	Kennesaw St.	0	3	69	A	Lipscomb	0	3						
				257	H	Stetson	3	2	212	H	Florida A&M	1	3						

Non-Div. I Games:

North Florida



Average RPI Win:	309	WON-LOST RECORD	WINNING PCT. RANK	LAST 10 GAMES	STRENGTH OF SCHEDULE	OPP. STRENGTH OF SCHEDULE	TEAM RPI	ADJ RPI	CONF. RPI	ADJ CONF. RPI	
DIV. I ONLY		14- 12	.53846 144	6- 4	311	326	263	.4034 255	33	33	
DIV. I NON-CONF.		1- 8	.11111 301	0- 1	55	264	245	.42499 241	33	32	
<hr/>											
TOTALS	RPI 1-25	RPI 26-50		W-L RECORDS	RPI 51-100		RPI 101-150		RPI 150+		
14- 12	0- 0	0- 0		OVERALL	0- 3		0- 1		14- 8		
8- 2	0- 0	0- 0		HOME	0- 1		0- 0		8- 1		
3- 4	0- 0	0- 0		AWAY	0- 1		0- 0		3- 3		
3- 6	0- 0	0- 0		NEUTRAL	0- 1		0- 1		3- 4		
<hr/>											
1- 8	0- 0	0- 0		NON-CONFERENCE	0- 3		0- 1		1- 4		
1- 2	0- 0	0- 0		HOME	0- 1		0- 0		1- 1		
0- 3	0- 0	0- 0		AWAY	0- 1		0- 0		0- 2		
0- 3	0- 0	0- 0		NEUTRAL	0- 1		0- 1		0- 1		
<hr/>											
13- 4	0- 0	0- 0		CONFERENCE	0- 0		0- 0		13- 4		
7- 0	0- 0	0- 0		HOME	0- 0		0- 0		7- 0		
3- 1	0- 0	0- 0		AWAY	0- 0		0- 0		3- 1		
3- 3	0- 0	0- 0		NEUTRAL	0- 0		0- 0		3- 3		
<hr/>											
RPI S	Opponent	Score	RPI S	Opponent	Score	RPI S	Opponent	Score	RPI S	Opponent	Score
						54 A	Tulane	0 3	112 N	North Dakota	0 3
						96 H	Oral Roberts	0 3	157 A	UTEP	0 3
						96 N	Oral Roberts	0 3	196 H	Houston	2 3
									212 N	Florida A&M	0 3
									275 H	Alabama St.	3 2
									278 A	Tex.-Pan American	1 3
									278 H	Tex.-Pan American	3 1
									284 N	Alabama A&M	3 0
									284 N	Alabama A&M	2 3
									284 N	Alabama A&M	2 3
						310 A	Prairie View	3 0			
						310 H	Prairie View	3 0			
						310 H	Prairie View	3 0			
						310 N	Prairie View	3 0			
						316 A	Southern U.	2 3			
						316 H	Southern U.	3 2			
						316 H	Southern U.	3 1			
						316 N	Southern U.	2 3			
						319 A	Ark.-Pine Bluff	3 1			
						319 H	Ark.-Pine Bluff	3 0			
						321 N	Mississippi Val.	3 0			
						330 A	Grambling	3 0			
						330 H	Grambling	3 0			
						LAST 10 GAMES			LAST 10 GAMES		
284 N Alabama A&M 3 0			310 H Prairie View 3 0			330 H Grambling 3 0					
284 N Alabama A&M 2 3			278 A Tex.-Pan American 1 3								
321 N Mississippi Val. 3 0			319 H Ark.-Pine Bluff 3 0								
284 N Alabama A&M 2 3			316 A Southern U. 2 3								
310 N Prairie View 3 0			275 H Alabama St. 3 2								

Non-Div. I Games:	Ouachita Baptist	3	1	Huston-Tillotson	3	0
-------------------	------------------	---	---	------------------	---	---

Texas Southern

Average RPI Win: 255		WON-LOST	WINNING	LAST 10	STRENGTH OF		OPP. STRENGTH	TEAM	ADJ	CONF.	ADJ CONF.		
Average RPI Loss: 157		RECORD	PCT. RANK	GAMES	SCHEDULE		OF SCHEDULE	RPI	RPI	RPI	RPI		
DIV. I ONLY		8- 20	.28571	278	3- 7		152	230	250	.40286	256	15	16
DIV. I NON-CONF.		3- 9	.25	278	0- 0		209	270	284	.38804	281	19	20
TOTALS		RPI 1-25	RPI 26-50		W-L RECORDS		RPI 51-100		RPI 101-150		RPI 150+		
8- 20	0- 0	0- 5		OVERALL		1- 2		0- 2		7- 11			
3- 8	0- 0	0- 2		HOME		0- 1		0- 1		3- 4			
3- 7	0- 0	0- 3		AWAY		1- 0		0- 1		2- 3			
2- 5	0- 0	0- 0		NEUTRAL		0- 1		0- 0		2- 4			
3- 9	0- 0	0- 1		NON-CONFERENCE		0- 1		0- 0		3- 7			
1- 2	0- 0	0- 0		HOME		0- 0		0- 0		1- 2			
0- 2	0- 0	0- 1		AWAY		0- 0		0- 0		0- 1			
2- 5	0- 0	0- 0		NEUTRAL		0- 1		0- 0		2- 4			
5- 11	0- 0	0- 4		CONFERENCE		1- 1		0- 2		4- 4			
2- 6	0- 0	0- 2		HOME		0- 1		0- 1		2- 2			
3- 5	0- 0	0- 2		AWAY		1- 0		0- 1		2- 2			
0- 0	0- 0	0- 0		NEUTRAL		0- 0		0- 0		0- 0			
RPI S	Opponent	Score	RPI S	Opponent	Score	RPI S	Opponent	Score	RPI S	Opponent	Score		
			26 A	Arizona	0 3	62 N	UC Santa Barbara	0 3	140 A	Lehigh	0 3		
			30 A	American	0 3	99 A	Army	3 2	140 H	Lehigh	1 3		
			30 H	American	0 3	99 H	Army	2 3	153 A	Appalachian St.	0 3		
			50 A	Colgate	1 3				160 N	Sam Houston St.	1 3		
			50 H	Colgate	1 3				213 H	Delaware	0 3		
									226 A	Navy	0 3		
									226 H	Navy	1 3		
									228 H	UMBC	2 3		
									245 N	Howard	0 3		
									247 A	Bucknell	1 3		
									247 H	Bucknell	3 2		
									250 N	Coppin St.	0 3		
									258 N	Wofford	3 0		
									271 A	Lafayette	3 1		
									271 H	Lafayette	1 3		
									280 A	Holy Cross	3 1		
									280 H	Holy Cross	3 1		
									281 N	Norfolk St.	3 2		
									302 N	NJIT	1 3		
									323 H	La Salle	3 0		
			LAST 10 GAMES										
			247 H	Bucknell	3 2	271 H	Lafayette	1 3					
			50 H	Colgate	1 3	226 A	Navy	0 3					
			99 A	Army	3 2	30 H	American	0 3					
			280 A	Holy Cross	3 1	226 H	Navy	1 3					
			140 H	Lehigh	1 3	50 A	Colgate	1 3					

Non-Div. I Games:

Loyola Maryland

Average RPI Win:	279	WON-LOST RECORD	WINNING PCT. RANK	LAST 10 GAMES	STRENGTH OF SCHEDULE	OPP. STRENGTH OF SCHEDULE	TEAM RPI	ADJ RPI	CONF. RPI	ADJ CONF. RPI	
DIV. I ONLY		18- 16	.52941 157	3- 7	320	282	261	.40223 257	22	23	
DIV. I NON-CONF.		9- 6	.6 116	0- 0	332	327	297	.37026 293	22	22	
<hr/>											
TOTALS	RPI 1-25	RPI 26-50		W-L RECORDS	RPI 51-100		RPI 101-150		RPI 150+		
18- 16	0- 0	0- 0		OVERALL	1- 5		0- 2		17- 9		
11- 3	0- 0	0- 0		HOME	1- 2		0- 0		10- 1		
4- 9	0- 0	0- 0		AWAY	0- 3		0- 1		4- 5		
3- 4	0- 0	0- 0		NEUTRAL	0- 0		0- 1		3- 3		
<hr/>											
9- 6	0- 0	0- 0		NON-CONFERENCE	0- 0		0- 2		9- 4		
5- 0	0- 0	0- 0		HOME	0- 0		0- 0		5- 0		
1- 3	0- 0	0- 0		AWAY	0- 0		0- 1		1- 2		
3- 3	0- 0	0- 0		NEUTRAL	0- 0		0- 1		3- 2		
<hr/>											
9- 10	0- 0	0- 0		CONFERENCE	1- 5		0- 0		8- 5		
6- 3	0- 0	0- 0		HOME	1- 2		0- 0		5- 1		
3- 6	0- 0	0- 0		AWAY	0- 3		0- 0		3- 3		
0- 1	0- 0	0- 0		NEUTRAL	0- 0		0- 0		0- 1		
<hr/>											
RPI S	Opponent	Score	RPI S	Opponent	Score	RPI S	Opponent	Score	RPI S	Opponent	Score
						69 A Lipscomb	1	3	137 A Wyoming	0	3
						69 H Lipscomb	0	3	139 N Idaho	1	3
						76 A East Tenn. St.	0	3	161 A FGCU	3	1
						76 H East Tenn. St.	2	3	161 H FGCU	0	3
						86 A Jacksonville	0	3	161 N FGCU	2	3
						86 H Jacksonville	3	2	189 A Fla. Atlantic	0	3
						211 A Kennesaw St.	2	3	211 H Kennesaw St.	3	1
						233 A Northern Ky.	0	3	233 H Northern Ky.	3	0
						254 A North Florida	2	3	254 H North Florida	3	2
						264 A Southeastern La.	1	3	279 N Louisiana Tech	3	1
						286 N Montana St.	2	3	293 N Neb. Omaha	0	3
						303 N Drake	3	1	306 A USC Upstate	3	0
						306 H USC Upstate	3	1	307 A Mercer	3	0
						307 H Mercer	3	1	307 H Mercer	3	1
						311 H Providence	3	1			
						316 N Southern U.	3	0			
						328 A Bethune-Cookman	3	0			
						328 H Bethune-Cookman	3	0			
						328 H Bethune-Cookman	3	0			
						331 H Savannah St.	3	0			
						LAST 10 GAMES					
161 N FGCU	2	3	76 H East Tenn. St.	2	3	316 N Southern U.	3	0			
233 A Northern Ky.	0	3	306 H USC Upstate	3	1	328 A Bethune-Cookman	3	0			
69 A Lipscomb	1	3	307 A Mercer	3	0	328 H Bethune-Cookman	3	0			
161 A FGCU	3	1	211 A Kennesaw St.	2	3	328 H Bethune-Cookman	3	0			
254 A North Florida	2	3	86 A Jacksonville	0	3	331 H Savannah St.	3	0			

**Non-Div. I Games:**

Stetson

RPI	S	Opponent	Score	
331	H	Savannah St.	3	0

Stetson

S  
t  
e  
t  
s  
o  
n

S  
t  
e  
t  
s  
o  
n

Average RPI Win:	270	WON-LOST RECORD	WINNING PCT. RANK	LAST 10 GAMES	STRENGTH OF SCHEDULE	OPP. STRENGTH OF SCHEDULE	TEAM RPI	ADJ RPI	CONF. RPI	ADJ CONF. RPI					
DIV. I ONLY		12- 19	.3871	237	4- 6	296	197	269	.40153	258	18	18			
DIV. I NON-CONF.		5- 9	.35714	241	1- 0	322	203	305	.36347	295	24	26			
<hr/>															
TOTALS	RPI 1-25	RPI 26-50		W-L RECORDS		RPI 51-100		RPI 101-150		RPI 150+					
12- 19	0- 0	0- 1		OVERALL		0- 2		0- 8		12- 8					
4- 5	0- 0	0- 0		HOME		0- 1		0- 2		4- 2					
6- 9	0- 0	0- 1		AWAY		0- 0		0- 5		6- 3					
2- 5	0- 0	0- 0		NEUTRAL		0- 1		0- 1		2- 3					
<hr/>															
5- 9	0- 0	0- 1		NON-CONFERENCE		0- 1		0- 3		5- 4					
1- 0	0- 0	0- 0		HOME		0- 0		0- 0		1- 0					
2- 4	0- 0	0- 1		AWAY		0- 0		0- 2		2- 1					
2- 5	0- 0	0- 0		NEUTRAL		0- 1		0- 1		2- 3					
<hr/>															
7- 10	0- 0	0- 0		CONFERENCE		0- 1		0- 5		7- 4					
3- 5	0- 0	0- 0		HOME		0- 1		0- 2		3- 2					
4- 5	0- 0	0- 0		AWAY		0- 0		0- 3		4- 2					
0- 0	0- 0	0- 0		NEUTRAL		0- 0		0- 0		0- 0					
<hr/>															
RPI	S	Opponent	Score	RPI	S	Opponent	Score	RPI	S	Opponent	Score				
				26	A	Arizona	0 3	62	N	UC Santa Barbara	0 3				
								73	H	Ga. Southern	0 3				
										108	A Samford	2 3			
										108	H Samford	1 3			
										119	N Iowa	2 3			
										123	A Furman	0 3			
										123	A Furman	2 3			
										123	H Furman	2 3			
										136	A Mississippi St.	1 3			
										136	A Mississippi St.	0 3			
										153	A Appalachian St.	3 0			
										166	A UNC Greensboro	1 3			
										166	H UNC Greensboro	1 3			
										193	N Youngstown St.	2 3			
										194	H Davidson	3 1			
										197	A Coastal Caro.	2 3			
										208	A Western Caro.	3 2			
										214	A Elon	2 3			
										214	H Elon	3 1			
										256	N Loyola Maryland	0 3			
										260	N Georgia St.	1 3			
										290	A Chattanooga	3 0			
										290	H Chattanooga	2 3			
				LAST 10 GAMES						305	A Citadel	3 0			
				123	A	Furman	2 3	73	H	Ga. Southern	0 3	305	H Citadel	3 0	
				108	A	Samford	2 3	305	H	Citadel	3 0	306	A	USC Upstate	3 1
				290	A	Chattanooga	3 0	314	H	N.C. A&T	3 0	314	H	N.C. A&T	3 0
				166	H	UNC Greensboro	1 3	214	A	Elon	2 3	315	N	Niagara	3 0
				214	H	Elon	3 1	166	A	UNC Greensboro	1 3	315	N	Niagara	3 0

Non-Div. I Games:	Converse	3	2
-------------------	----------	---	---

Wofford

Wofford

Average RPI Win: 240		WON-LOST RECORD	WINNING PCT. RANK		LAST 10 GAMES		STRENGTH OF SCHEDULE		OPP. STRENGTH OF SCHEDULE		TEAM RPI	ADJ RPI	CONF. RPI	ADJ CONF. RPI	
Average RPI Loss: 138															
DIV. I ONLY		8- 19	.2963	272	2- 8		235		159		265	.40072	259	9	9
DIV. I NON-CONF.		6- 5	.54545	153	0- 0		314		263		251	.41996	249	10	10
TOTALS		RPI 1-25		RPI 26-50		W-L RECORDS		RPI 51-100		RPI 101-150		RPI 150+			
8- 19	0- 0			0- 2		OVERALL		1- 5		1- 4		6- 8			
4- 7	0- 0			0- 1		HOME		1- 4		1- 0		2- 2			
3- 9	0- 0			0- 1		AWAY		0- 1		0- 3		3- 4			
1- 3	0- 0			0- 0		NEUTRAL		0- 0		0- 1		1- 2			
6- 5	0- 0			0- 0		NON-CONFERENCE		0- 1		0- 1		6- 3			
2- 1	0- 0			0- 0		HOME		0- 1		0- 0		2- 0			
3- 1	0- 0			0- 0		AWAY		0- 0		0- 0		3- 1			
1- 3	0- 0			0- 0		NEUTRAL		0- 0		0- 1		1- 2			
2- 14	0- 0			0- 2		CONFERENCE		1- 4		1- 3		0- 5			
2- 6	0- 0			0- 1		HOME		1- 3		1- 0		0- 2			
0- 8	0- 0			0- 1		AWAY		0- 1		0- 3		0- 3			
0- 0	0- 0			0- 0		NEUTRAL		0- 0		0- 0		0- 0			
RPI S	Opponent	Score	RPI S	Opponent	Score	RPI S	Opponent	Score	RPI S	Opponent	Score				
			39 A Ohio		0 3	64 H Ball St.		3 1	106 A Toledo		0 3				
			39 H Ohio		0 3	75 H Northern Ill.		1 3	130 N South Dakota		0 3				
						77 H Milwaukee		1 3	132 A Eastern Mich.		0 3				
						85 A Bowling Green		0 3	142 A Buffalo		2 3				
						85 H Bowling Green		1 3	142 H Buffalo		3 2				
						95 H Western Mich.		0 3	152 N Gonzaga		0 3				
									177 A Miami (OH)		0 3				
									177 H Miami (OH)		1 3				
									193 N Youngstown St.		1 3				
									200 A Central Mich.		1 3				
									215 A Kent St.		2 3				
									215 H Kent St.		2 3				
									244 N Indiana St.		3 2				
									253 A SIU Edwardsville		3 0				
									286 A Montana St.		0 3				
									297 H Tennessee Tech		3 0				
									300 A Robert Morris		3 0				
									301 A Saint Francis (PA)		3 1				
									315 H Niagara		3 0				
LAST 10 GAMES															
			177 H Miami (OH)		1 3	39 A Ohio		0 3							
			85 H Bowling Green		1 3	200 A Central Mich.		1 3							
			64 H Ball St.		3 1	132 A Eastern Mich.		0 3							
			142 H Buffalo		3 2	75 H Northern Ill.		1 3							
			215 A Kent St.		2 3	95 H Western Mich.		0 3							

Non-Div. I Games:

Akron

Average RPI Win: 250		WON-LOST RECORD		WINNING PCT. RANK		LAST 10 GAMES		STRENGTH OF SCHEDULE		OPP. STRENGTH OF SCHEDULE		TEAM RPI		ADJ RPI		CONF. RPI		ADJ CONF. RPI	
DIV. I ONLY		9- 23		.28125 279		4- 6		188		196		257		.39919 260		16		15	
DIV. I NON-CONF.		5- 9		.35714 241		0- 0		213		219		239		.42406 242		15		15	
TOTALS		RPI 1-25		RPI 26-50		W-L RECORDS		RPI 51-100		RPI 101-150		RPI 150+							
9- 23		0- 1		0- 0		OVERALL		0- 4		1- 6		8- 12							
3- 11		0- 0		0- 0		HOME		0- 2		1- 4		2- 5							
3- 9		0- 0		0- 0		AWAY		0- 2		0- 2		3- 5							
3- 3		0- 1		0- 0		NEUTRAL		0- 0		0- 0		3- 2							
5- 9		0- 1		0- 0		NON-CONFERENCE		0- 0		1- 4		4- 4							
1- 4		0- 0		0- 0		HOME		0- 0		1- 3		0- 1							
1- 2		0- 0		0- 0		AWAY		0- 0		0- 1		1- 1							
3- 3		0- 1		0- 0		NEUTRAL		0- 0		0- 0		3- 2							
4- 14		0- 0		0- 0		CONFERENCE		0- 4		0- 2		4- 8							
2- 7		0- 0		0- 0		HOME		0- 2		0- 1		2- 4							
2- 7		0- 0		0- 0		AWAY		0- 2		0- 1		2- 4							
0- 0		0- 0		0- 0		NEUTRAL		0- 0		0- 0		0- 0							
RPI S	Opponent	Score		RPI S	Opponent	Score		RPI S	Opponent	Score		RPI S	Opponent	Score					
10 N	Minnesota	0	3					55 A	Western Ky.	0	3	107 H	UCF	1	3				
								55 H	Western Ky.	0	3	108 A	Samford	0	3				
								100 A	Texas St.	1	3	118 H	UAB	0	3				
								100 H	Texas St.	0	3	120 H	Clemson	3	1				
												124 A	UALR	2	3				
												124 H	UALR	1	3				
												142 H	Buffalo	0	3				
												158 N	DePaul	0	3				
												159 A	Texas-Arlington	3	2				
												159 H	Texas-Arlington	0	3				
												170 A	Arkansas St.	2	3				
												170 H	Arkansas St.	1	3				
												192 A	South Ala.	1	3				
												192 H	South Ala.	1	3				
												194 H	Davidson	1	3				
												206 A	La.-Lafayette	2	3				
												206 H	La.-Lafayette	3	1				
												217 A	Troy	1	3				
												217 H	Troy	1	3				
												253 A	SIU Edwardsville	1	3				
												258 N	Wofford	3	1				
												269 N	Presbyterian	1	3				
												288 A	La.-Monroe	3	0				
												288 H	La.-Monroe	3	0				
												306 A	USC Upstate	3	2				
												307 N	Mercer	3	1				
												319 N	Ark.-Pine Bluff	3	0				
				LAST 10 GAMES															
				192 H	South Ala.	1	3	100 A	Texas St.	1	3								
				217 H	Troy	1	3	159 A	Texas-Arlington	3	2								
				55 A	Western Ky.	0	3	288 A	La.-Monroe	3	0								
				170 H	Arkansas St.	1	3	206 H	La.-Lafayette	3	1								
				124 H	UALR	1	3	288 H	La.-Monroe	3	0								

Non-Div. I Games:

Georgia St.



Average RPI Win: 302		WON-LOST RECORD		WINNING PCT. RANK		LAST 10 GAMES		STRENGTH OF SCHEDULE		OPP. STRENGTH OF SCHEDULE		TEAM RPI		ADJ RPI		CONF. RPI		ADJ CONF. RPI	
Average RPI Loss: 177																			
DIV. I ONLY		15- 16		.48387 182		4- 6		302		297		259		.39835 261		30		30	
DIV. I NON-CONF.		6- 10		.375 233		0- 2		269		240		265		.40018 265		30		30	
TOTALS		RPI 1-25		RPI 26-50		W-L RECORDS		RPI 51-100		RPI 101-150		RPI 150+							
15- 16		0- 0		0- 1		OVERALL		0- 2		0- 2		15- 11							
7- 4		0- 0		0- 1		HOME		0- 1		0- 0		7- 2							
6- 8		0- 0		0- 0		AWAY		0- 1		0- 1		6- 6							
2- 4		0- 0		0- 0		NEUTRAL		0- 0		0- 1		2- 3							
6- 10		0- 0		0- 1		NON-CONFERENCE		0- 0		0- 2		6- 7							
2- 2		0- 0		0- 1		HOME		0- 0		0- 0		2- 1							
2- 5		0- 0		0- 0		AWAY		0- 0		0- 1		2- 4							
2- 3		0- 0		0- 0		NEUTRAL		0- 0		0- 1		2- 2							
9- 6		0- 0		0- 0		CONFERENCE		0- 2		0- 0		9- 4							
5- 2		0- 0		0- 0		HOME		0- 1		0- 0		5- 1							
4- 3		0- 0		0- 0		AWAY		0- 1		0- 0		4- 2							
0- 1		0- 0		0- 0		NEUTRAL		0- 0		0- 0		0- 1							
RPI S	Opponent	Score		RPI S	Opponent	Score		RPI S	Opponent	Score		RPI S	Opponent	Score					
				30 H	American	0	3	84 A	LIU Brooklyn	0	3	123 N	Furman	1	3				
								84 H	LIU Brooklyn	0	3	143 A	Villanova	1	3				
												154 A	Fairfield	0	3				
												171 N	Penn	0	3				
												202 A	Central Conn. St.	1	3				
												202 H	Central Conn. St.	2	3				
												202 N	Central Conn. St.	0	3				
												203 H	Hofstra	1	3				
												204 A	UConn	2	3				
												213 A	Delaware	0	3				
												235 H	Manhattan	3	2				
												262 A	Stony Brook	0	3				
												262 N	Stony Brook	1	3				
												280 A	Holy Cross	3	0				
												281 N	Norfolk St.	3	1				
												285 N	Rutgers	3	2				
												300 A	Robert Morris	0	3				
												300 H	Robert Morris	3	0				
												301 A	Saint Francis (PA)	3	0				
												301 H	Saint Francis (PA)	3	0				
												312 A	Bryant	3	1				
												312 H	Bryant	3	0				
												313 H	UMES	3	1				
												320 A	St. Francis Brooklyn	3	0				
												320 H	St. Francis Brooklyn	3	0				
												324 A	Fairleigh Dickinson	3	2				
												324 H	Fairleigh Dickinson	3	1				
LAST 10 GAMES				202 N	Central Conn. St.	0	3	262 A	Stony Brook	0	3	313 H	UMES	3	1				
				301 A	Saint Francis (PA)	3	0	324 H	Fairleigh Dickinson	3	1	320 A	St. Francis Brooklyn	3	0				
				300 A	Robert Morris	0	3	154 A	Fairfield	0	3	320 H	St. Francis Brooklyn	3	0				
				312 H	Bryant	3	0	84 H	LIU Brooklyn	0	3	324 A	Fairleigh Dickinson	3	2				
				202 H	Central Conn. St.	2	3	320 H	St. Francis Brooklyn	3	0	324 H	Fairleigh Dickinson	3	1				

Non-Div. I Games:

Sacred Heart

Sacred Heart

Average RPI Win: 275		WON-LOST RECORD		WINNING PCT. RANK		LAST 10 GAMES		STRENGTH OF SCHEDULE		OPP. STRENGTH OF SCHEDULE		TEAM RPI		ADJ RPI		CONF. RPI		ADJ CONF. RPI	
DIV. I ONLY		16- 18		.47059 192		5- 5		283		291		247		.39775 262		29		29	
DIV. I NON-CONF.		7- 12		.36842 236		1- 1		221		230		241		.41513 255		28		28	
TOTALS		RPI 1-25		RPI 26-50		W-L RECORDS		RPI 51-100		RPI 101-150		RPI 150+							
16- 18		0- 0		0- 2		OVERALL		0- 1		0- 3		16- 12							
7- 2		0- 0		0- 1		HOME		0- 0		0- 0		7- 1							
7- 8		0- 0		0- 0		AWAY		0- 1		0- 1		7- 6							
2- 8		0- 0		0- 1		NEUTRAL		0- 0		0- 2		2- 5							
7- 12		0- 0		0- 2		NON-CONFERENCE		0- 1		0- 3		7- 6							
1- 1		0- 0		0- 1		HOME		0- 0		0- 0		1- 0							
4- 3		0- 0		0- 0		AWAY		0- 1		0- 1		4- 1							
2- 8		0- 0		0- 1		NEUTRAL		0- 0		0- 2		2- 5							
9- 6		0- 0		0- 0		CONFERENCE		0- 0		0- 0		9- 6							
6- 1		0- 0		0- 0		HOME		0- 0		0- 0		6- 1							
3- 5		0- 0		0- 0		AWAY		0- 0		0- 0		3- 5							
0- 0		0- 0		0- 0		NEUTRAL		0- 0		0- 0		0- 0							
RPI S	Opponent	Score		RPI S	Opponent	Score		RPI S	Opponent	Score		RPI S	Opponent	Score					
				45 H	Yale	1	3	79 A	Seton Hall	0	3	108 N	Samford	0	3				
				47 N	Colorado	0	3					128 A	St. John's (NY)	0	3				
												128 N	St. John's (NY)	2	3				
												167 A	Syracuse	3	2				
												178 N	Oakland	0	3				
												197 N	Coastal Caro.	0	3				
												199 A	New Hampshire	0	3				
												199 A	New Hampshire	0	3				
												199 H	New Hampshire	3	2				
												211 A	Kennesaw St.	1	3				
												228 A	UMBC	1	3				
												228 H	UMBC	3	2				
												235 N	Manhattan	0	3				
												239 A	Albany (NY)	1	3				
												239 H	Albany (NY)	0	3				
												248 N	Princeton	3	1				
												261 H	Sacred Heart	3	0				
												261 N	Sacred Heart	3	1				
												280 A	Holy Cross	3	0				
												285 N	Rutgers	2	3				
												289 A	Fordham	3	2				
												292 A	Hartford	0	3				
												292 H	Hartford	3	1				
												295 A	Binghamton	3	2				
												295 H	Binghamton	3	2				
												297 N	Tennessee Tech	2	3				
												311 A	Providence	3	1				
				LAST 10 GAMES															
				45 H	Yale	1	3	329 A	UMass Lowell	3	0	292 A	Hartford	3	1				
				199 A	New Hampshire	0	3	261 H	Sacred Heart	3	0	295 A	Binghamton	3	2				
				311 A	Providence	3	1	295 H	Binghamton	3	2	295 H	Binghamton	3	2				
				292 A	Hartford	0	3	239 H	Albany (NY)	0	3	297 N	Tennessee Tech	2	3				
				199 A	New Hampshire	0	3	228 H	UMBC	3	2	311 A	Providence	3	1				

Non-Div. I Games:

Stony Brook

RPI	S	Opponent	Score	
311	H	Providence	3	1
312	A	Bryant	3	0
329	A	UMass Lowell	3	0
329	H	UMass Lowell	3	0

Stony Brook

S  
t  
o  
n  
y  
B  
r  
o  
o  
k

S  
t  
o  
n  
y  
B  
r  
o  
o  
k

Average RPI Win: 280		WON-LOST RECORD		WINNING PCT. RANK		LAST 10 GAMES		STRENGTH OF SCHEDULE		OPP. STRENGTH OF SCHEDULE		TEAM RPI		ADJ RPI		CONF. RPI		ADJ CONF. RPI	
Average RPI Loss: 197																			
DIV. I ONLY		12- 13		.48 190		7- 3		295		295		254		.39661 263		31		32	
DIV. I NON-CONF.		5- 7		.41667 212		0- 0		270		231		250		.41492 256		31		31	
TOTALS		RPI 1-25		RPI 26-50		W-L RECORDS		RPI 51-100		RPI 101-150		RPI 150+							
12- 13		0- 1		0- 2		OVERALL		0- 0		1- 0		11- 10							
5- 2		0- 0		0- 0		HOME		0- 0		0- 0		5- 2							
5- 6		0- 0		0- 1		AWAY		0- 0		1- 0		4- 5							
2- 5		0- 1		0- 1		NEUTRAL		0- 0		0- 0		2- 3							
5- 7		0- 1		0- 2		NON-CONFERENCE		0- 0		1- 0		4- 4							
1- 0		0- 0		0- 0		HOME		0- 0		0- 0		1- 0							
2- 3		0- 0		0- 1		AWAY		0- 0		1- 0		1- 2							
2- 4		0- 1		0- 1		NEUTRAL		0- 0		0- 0		2- 2							
7- 6		0- 0		0- 0		CONFERENCE		0- 0		0- 0		7- 6							
4- 2		0- 0		0- 0		HOME		0- 0		0- 0		4- 2							
3- 3		0- 0		0- 0		AWAY		0- 0		0- 0		3- 3							
0- 1		0- 0		0- 0		NEUTRAL		0- 0		0- 0		0- 1							
RPI S	Opponent	Score		RPI S	Opponent	Score		RPI S	Opponent	Score		RPI S	Opponent	Score					
12 N	Kansas	0 3		26 A	Arizona	0 3						140 A	Lehigh	3 2					
				46 N	Central Ark.	0 3						172 N	Loyola Chicago	2 3					
												187 A	Hampton	0 3					
												187 H	Hampton	3 0					
												232 A	East Carolina	0 3					
												245 A	Howard	3 1					
												245 H	Howard	1 3					
												245 N	Howard	2 3					
												250 A	Coppin St.	2 3					
												250 H	Coppin St.	3 2					
												271 A	Lafayette	0 3					
												281 A	Norfolk St.	2 3					
												281 H	Norfolk St.	2 3					
												305 N	Citadel	3 2					
												311 A	Providence	3 1					
												313 A	UMES	3 1					
												313 H	UMES	3 1					
												317 N	Quinnipiac	1 3					
												320 N	St. Francis Brooklyn	3 0					
												323 H	La Salle	3 0					
												327 A	Delaware St.	3 1					
												327 H	Delaware St.	3 0					
				LAST 10 GAMES															
				245 H Howard				1 3				250 H Coppin St.				3 2			
				327 A Delaware St.				3 1				245 A Howard				3 1			
				313 A UMES				3 1				313 H UMES				3 1			
				187 H Hampton				3 0				327 H Delaware St.				3 0			
				281 H Norfolk St.				2 3				281 A Norfolk St.				2 3			

Non-Div. I Games:

Morgan St.

Average RPI Win:	296	WON-LOST RECORD	WINNING PCT. RANK	LAST 10 GAMES	STRENGTH OF SCHEDULE	OPP. STRENGTH OF SCHEDULE	TEAM RPI	ADJ RPI	CONF. RPI	ADJ CONF. RPI	
DIV. I ONLY		9- 20	.31034 266	2- 6	203	277	260	.39572 264	20	20	
DIV. I NON-CONF.		7- 6	.53846 156	1- 0	217	317	200	.45543 207	23	23	
<hr/>											
TOTALS	RPI 1-25	RPI 26-50		W-L RECORDS	RPI 51-100		RPI 101-150		RPI 150+		
9- 20	0- 0	0- 2		OVERALL	0- 6		0- 1		9- 11		
6- 7	0- 0	0- 1		HOME	0- 3		0- 1		6- 2		
1- 11	0- 0	0- 1		AWAY	0- 2		0- 0		1- 8		
2- 2	0- 0	0- 0		NEUTRAL	0- 1		0- 0		2- 1		
<hr/>											
7- 6	0- 0	0- 0		NON-CONFERENCE	0- 2		0- 0		7- 4		
5- 1	0- 0	0- 0		HOME	0- 1		0- 0		5- 0		
0- 3	0- 0	0- 0		AWAY	0- 0		0- 0		0- 3		
2- 2	0- 0	0- 0		NEUTRAL	0- 1		0- 0		2- 1		
<hr/>											
2- 14	0- 0	0- 2		CONFERENCE	0- 4		0- 1		2- 7		
1- 6	0- 0	0- 1		HOME	0- 2		0- 1		1- 2		
1- 8	0- 0	0- 1		AWAY	0- 2		0- 0		1- 5		
0- 0	0- 0	0- 0		NEUTRAL	0- 0		0- 0		0- 0		
<hr/>											
RPI S	Opponent	Score	RPI S	Opponent	Score	RPI S	Opponent	Score	RPI S	Opponent	Score
			46 A	Central Ark.	0 3	54 H	Tulane	1 3	126 H	A&M-Corpus Christi	1 3
			46 H	Central Ark.	0 3	86 N	Jacksonville	1 3	160 A	Sam Houston St.	1 3
						96 A	Oral Roberts	0 3	179 A	Southern Miss.	0 3
						96 H	Oral Roberts	0 3	182 A	Stephen F. Austin	0 3
						98 A	Northwestern St.	2 3	182 H	Stephen F. Austin	0 3
						98 H	Northwestern St.	2 3	189 A	Fla. Atlantic	0 3
									205 H	Houston Baptist	2 3
									208 N	Western Caro.	0 3
									225 A	Memphis	0 3
									249 A	Lamar	0 3
									257 H	Stetson	3 1
									265 A	McNeese St.	0 3
									279 H	Louisiana Tech	3 1
									284 N	Alabama A&M	3 1
									293 H	Neb. Omaha	3 1
									294 A	Nicholls St.	1 3
									298 A	New Orleans	3 1
									298 H	New Orleans	3 0
									309 H	Jackson St.	3 0
									316 H	Southern U.	3 1
									328 N	Bethune-Cookman	3 0
<hr/>											
LAST 10 GAMES											
			46 A	Central Ark.	0 3	298 H	New Orleans	3 0			
			96 A	Oral Roberts	0 3	160 A	Sam Houston St.	1 3			
			98 H	Northwestern St.	2 3	249 A	Lamar	0 3			
			182 H	Stephen F. Austin	0 3	298 A	New Orleans	3 1			
			309 H	Jackson St.	3 0	126 H	A&M-Corpus Christi	1 3			

<b>Non-Div. I Games:</b>	<b>Abilene Christian</b>	<b>3</b>	<b>2</b>	<b>Incarnate Word</b>	<b>3</b>	<b>2</b>
--------------------------	--------------------------	----------	----------	-----------------------	----------	----------

Southeastern La.

Average RPI Win:	292	WON-LOST	WINNING	LAST 10	STRENGTH OF	OPP. STRENGTH	TEAM	ADJ	CONF.	ADJ CONF.	
Average RPI Loss:	161	RECORD	PCT. RANK	GAMES	SCHEDULE	OF SCHEDULE	RPI	RPI	RPI	RPI	
DIV. I ONLY	15- 16	.48387	182	5- 5	318	278	274	.39517	265	20	20
DIV. I NON-CONF.	7- 6	.53846	156	1- 0	331	326	307	.35608	300	23	23
<hr/>											
TOTALS	RPI 1-25	RPI 26-50		W-L RECORDS		RPI 51-100		RPI 101-150		RPI 150+	
15- 16	0- 0	0- 1		OVERALL		0- 4		0- 2		15- 9	
7- 7	0- 0	0- 1		HOME		0- 1		0- 1		7- 4	
5- 7	0- 0	0- 0		AWAY		0- 1		0- 1		5- 5	
3- 2	0- 0	0- 0		NEUTRAL		0- 2		0- 0		3- 0	
<hr/>											
7- 6	0- 0	0- 0		NON-CONFERENCE		0- 1		0- 0		7- 5	
2- 3	0- 0	0- 0		HOME		0- 0		0- 0		2- 3	
3- 2	0- 0	0- 0		AWAY		0- 0		0- 0		3- 2	
2- 1	0- 0	0- 0		NEUTRAL		0- 1		0- 0		2- 0	
<hr/>											
8- 10	0- 0	0- 1		CONFERENCE		0- 3		0- 2		8- 4	
5- 4	0- 0	0- 1		HOME		0- 1		0- 1		5- 1	
2- 5	0- 0	0- 0		AWAY		0- 1		0- 1		2- 3	
1- 1	0- 0	0- 0		NEUTRAL		0- 1		0- 0		1- 0	
<hr/>											
RPI S	Opponent	Score	RPI S	Opponent	Score	RPI S	Opponent	Score	RPI S	Opponent	Score
			46 H Central Ark.	0	3	95 N Western Mich.	0	3	126 A A&M-Corpus Christi	0	3
						96 H Oral Roberts	0	3	126 H A&M-Corpus Christi	0	3
						98 A Northwestern St.	1	3	158 A DePaul	0	3
						98 N Northwestern St.	0	3	160 A Sam Houston St.	0	3
									160 H Sam Houston St.	0	3
									179 H Southern Miss.	1	3
									182 A Stephen F. Austin	2	3
									205 A Houston Baptist	1	3
									205 H Houston Baptist	3	2
									249 A Lamar	3	0
									249 H Lamar	3	1
									264 H Southeastern La.	3	0
									278 H Tex.-Pan American	2	3
									279 A Louisiana Tech	2	3
									288 H La.-Monroe	1	3
			294 A Nicholls St.	3	1	294 A Nicholls St.	3	1	316 A Southern U.	3	0
			205 H Houston Baptist	3	2	294 H Nicholls St.	3	0	318 N Chicago St.	3	0
			249 A Lamar	3	0	332 A Alcorn	3	0	332 A Alcorn	3	0
			160 A Sam Houston St.	0	3	332 H Alcorn	3	0	332 H Alcorn	3	0
						96 H Oral Roberts	0	3			

<b>Non-Div. I Games:</b>	<b>Incarnate Word</b>	<b>3</b>	<b>0</b>	<b>Abilene Christian</b>	<b>3</b>	<b>1</b>
--------------------------	-----------------------	----------	----------	--------------------------	----------	----------

McNeese St.

Average RPI Win:	246	WON-LOST RECORD	WINNING PCT. RANK	LAST 10 GAMES	STRENGTH OF SCHEDULE	OPP. STRENGTH OF SCHEDULE	TEAM RPI	ADJ RPI	CONF. RPI	ADJ CONF. RPI		
DIV. I ONLY		9- 21	.3	271	3- 7	226	205	266	.3947	266	17	17
DIV. I NON-CONF.		5- 11	.3125	257	0- 1	250	209	275	.39238	276	17	17
<hr/>												
TOTALS	RPI 1-25	RPI 26-50		W-L RECORDS		RPI 51-100		RPI 101-150		RPI 150+		
9- 21	0- 0	0- 0		OVERALL		0- 4		1- 7		8- 10		
4- 8	0- 0	0- 0		HOME		0- 2		1- 3		3- 3		
2- 9	0- 0	0- 0		AWAY		0- 1		0- 3		2- 5		
3- 4	0- 0	0- 0		NEUTRAL		0- 1		0- 1		3- 2		
<hr/>												
5- 11	0- 0	0- 0		NON-CONFERENCE		0- 2		1- 3		4- 6		
2- 3	0- 0	0- 0		HOME		0- 1		1- 1		1- 1		
0- 4	0- 0	0- 0		AWAY		0- 0		0- 1		0- 3		
3- 4	0- 0	0- 0		NEUTRAL		0- 1		0- 1		3- 2		
<hr/>												
4- 10	0- 0	0- 0		CONFERENCE		0- 2		0- 4		4- 4		
2- 5	0- 0	0- 0		HOME		0- 1		0- 2		2- 2		
2- 5	0- 0	0- 0		AWAY		0- 1		0- 2		2- 2		
0- 0	0- 0	0- 0		NEUTRAL		0- 0		0- 0		0- 0		
<hr/>												
RPI S	Opponent	Score	RPI S	Opponent	Score	RPI S	Opponent	Score	RPI S	Opponent	Score	
						64 N	Ball St.	0 3	103 A	Valparaiso	0 3	
						77 A	Milwaukee	0 3	103 H	Valparaiso	1 3	
						77 H	Milwaukee	0 3	119 A	Iowa	1 3	
						92 H	TCU	1 3	125 H	Marshall	3 2	
									141 H	Denver	0 3	
									145 N	UNC Wilmington	1 3	
									147 A	Green Bay	0 3	
									147 H	Green Bay	0 3	
									158 H	DePaul	0 3	
									172 A	Loyola Chicago	1 3	
									173 A	Cleveland St.	3 2	
									173 H	Cleveland St.	1 3	
									178 A	Oakland	2 3	
									178 H	Oakland	0 3	
									186 N	Eastern Ill.	0 3	
									193 A	Youngstown St.	0 3	
									193 H	Youngstown St.	3 1	
									214 N	Elon	3 1	
									215 A	Kent St.	1 3	
									226 A	Navy	1 3	
									243 N	Western Ill.	0 3	
									295 N	Binghamton	3 0	
									296 A	Wright St.	3 1	
									296 H	Wright St.	3 0	
									303 N	Drake	3 1	
									318 H	Chicago St.	3 1	

Non-Div. I Games:

Ill.-Chicago



Average RPI Win: 277		WON-LOST RECORD		WINNING PCT. RANK		LAST 10 GAMES		STRENGTH OF SCHEDULE		OPP. STRENGTH OF SCHEDULE		TEAM RPI		ADJ RPI		CONF. RPI		ADJ CONF. RPI					
DIV. I ONLY		7- 21		.25 285		2- 8		205		234		277		.39452 267		21		21					
DIV. I NON-CONF.		4- 10		.28571 268		0- 0		127		249		227		.43436 229		18		19					
TOTALS		RPI 1-25		RPI 26-50		W-L RECORDS		RPI 51-100		RPI 101-150		RPI 150+											
7- 21		0- 0		0- 1		OVERALL		0- 4		0- 6		7- 10											
3- 9		0- 0		0- 0		HOME		0- 2		0- 2		3- 5											
2- 9		0- 0		0- 1		AWAY		0- 1		0- 3		2- 4											
2- 3		0- 0		0- 0		NEUTRAL		0- 1		0- 1		2- 1											
4- 10		0- 0		0- 1		NON-CONFERENCE		0- 1		0- 2		4- 6											
1- 4		0- 0		0- 0		HOME		0- 0		0- 0		1- 4											
1- 3		0- 0		0- 1		AWAY		0- 0		0- 1		1- 1											
2- 3		0- 0		0- 0		NEUTRAL		0- 1		0- 1		2- 1											
3- 11		0- 0		0- 0		CONFERENCE		0- 3		0- 4		3- 4											
2- 5		0- 0		0- 0		HOME		0- 2		0- 2		2- 1											
1- 6		0- 0		0- 0		AWAY		0- 1		0- 2		1- 3											
0- 0		0- 0		0- 0		NEUTRAL		0- 0		0- 0		0- 0											
RPI	S	Opponent		Score		RPI	S	Opponent		Score		RPI	S	Opponent		Score							
						30	A	American	0	3			113	A	Dayton	0	3						
													52	H	VCU	2	3						
													90	H	Duquesne	0	3						
													92	N	TCU	0	3						
															143	N	Villanova	2	3				
															150	A	George Washington	1	3				
															150	H	George Washington	0	3				
															155	H	Radford	2	3				
															166	A	UNC Greensboro	0	3				
															174	H	Georgetown	1	3				
															183	H	Temple	1	3				
															188	A	Rhode Island	1	3				
															198	A	Saint Louis	1	3				
															198	H	Saint Louis	1	3				
															199	N	New Hampshire	3	1				
															228	A	UMBC	3	1				
															245	N	Howard	0	3				
															248	H	Princeton	1	3				
															250	H	Coppin St.	3	1				
															289	A	Fordham	1	3				
															289	H	Fordham	3	1				
															323	A	La Salle	3	0				
															323	H	La Salle	3	0				
															326	N	N.C. Central	3	0				
						LAST 10 GAMES																	
						198	A	Saint Louis	1	3	150	H	George Washington	0	3	326	N	N.C. Central	3	0			
						113	A	Dayton	0	3	188	A	Rhode Island	1	3								
						289	H	Fordham	3	1	150	A	George Washington	1	3								
						113	H	Dayton	0	3	52	A	VCU	0	3								
						90	H	Duquesne	0	3	323	H	La Salle	3	0								

Non-Div. I Games:

George Mason

Average RPI Win:		0	WON-LOST		WINNING		LAST 10		STRENGTH OF		OPP. STRENGTH		TEAM		ADJ		CONF.		ADJ CONF.				
Average RPI Loss:		96	RECORD		PCT. RANK		GAMES		SCHEDULE		OF SCHEDULE		RPI		RPI		RPI		RPI				
DIV. I ONLY			0- 27		0 330		0- 10		92		72		290		.3912 268		7 7						
DIV. I NON-CONF.			0- 9		0 318		0- 0		115		94		291		.39035 278		5 5						
TOTALS		RPI 1-25		RPI 26-50		W-L RECORDS		RPI 51-100		RPI 101-150		RPI 150+											
0- 27		0- 4		0- 1		OVERALL		0- 6		0- 13		0- 3											
0- 15		0- 2		0- 1		HOME		0- 3		0- 8		0- 1											
0- 10		0- 2		0- 0		AWAY		0- 2		0- 5		0- 1											
0- 2		0- 0		0- 0		NEUTRAL		0- 1		0- 0		0- 1											
0- 9		0- 0		0- 1		NON-CONFERENCE		0- 2		0- 5		0- 1											
0- 6		0- 0		0- 1		HOME		0- 1		0- 4		0- 0											
0- 1		0- 0		0- 0		AWAY		0- 0		0- 1		0- 0											
0- 2		0- 0		0- 0		NEUTRAL		0- 1		0- 0		0- 1											
0- 18		0- 4		0- 0		CONFERENCE		0- 4		0- 8		0- 2											
0- 9		0- 2		0- 0		HOME		0- 2		0- 4		0- 1											
0- 9		0- 2		0- 0		AWAY		0- 2		0- 4		0- 1											
0- 0		0- 0		0- 0		NEUTRAL		0- 0		0- 0		0- 0											
RPI	S	Opponent		Score		RPI	S	Opponent		Score		RPI	S	Opponent		Score							
15	A	San Diego		0 3		38	H	Wichita St.		0 3		56	A	St. Mary's (CA)		0 3		102	H	Fresno St.			
15	H	San Diego		1 3								56	H	St. Mary's (CA)		0 3		106	H	Toledo			
25	A	BYU		0 3								58	N	Kansas St.		2 3		115	A	Pacific			
25	H	BYU		0 3								71	A	Pepperdine		1 3		115	H	Pacific			
												71	H	Pepperdine		2 3		116	A	Loyola Marymount			
												81	H	Utah St.		1 3		116	H	Loyola Marymount			
																		117	A	San Francisco			
																		117	H	San Francisco			
																		127	A	Santa Clara			
																		127	H	Santa Clara			
																		131	A	UNLV			
																		138	H	Oregon St.			
																		149	H	UC Davis			
																		152	A	Gonzaga			
																		152	H	Gonzaga			
																		191	N	Cal St. Fullerton			
LAST 10 GAMES																							
56 H St. Mary's (CA)						0 3						127 H Santa Clara						1 3					
115 H Pacific						2 3						117 H San Francisco						1 3					
25 A BYU						0 3						71 A Pepperdine						1 3					
15 A San Diego						0 3						116 A Loyola Marymount						1 3					
152 A Gonzaga						0 3						15 H San Diego						1 3					

**Non-Div. I Games:**

Portland

Average RPI Win: 259		WON-LOST RECORD		WINNING PCT. RANK		LAST 10 GAMES		STRENGTH OF SCHEDULE		OPP. STRENGTH OF SCHEDULE		TEAM RPI		ADJ RPI		CONF. RPI		ADJ CONF. RPI	
DIV. I ONLY		9- 22		.29032 274		3- 7		193		271		264		.39105 269		27		27	
DIV. I NON-CONF.		2- 14		.125 300		0- 1		185		213		294		.37888 289		27		27	
TOTALS		RPI 1-25		RPI 26-50		W-L RECORDS		RPI 51-100		RPI 101-150		RPI 150+							
9- 22		0- 0		0- 0		OVERALL		0- 0		0- 7		9- 15							
4- 5		0- 0		0- 0		HOME		0- 0		0- 0		4- 5							
3- 11		0- 0		0- 0		AWAY		0- 0		0- 4		3- 7							
2- 6		0- 0		0- 0		NEUTRAL		0- 0		0- 3		2- 3							
2- 14		0- 0		0- 0		NON-CONFERENCE		0- 0		0- 7		2- 7							
0- 1		0- 0		0- 0		HOME		0- 0		0- 0		0- 1							
0- 7		0- 0		0- 0		AWAY		0- 0		0- 4		0- 3							
2- 6		0- 0		0- 0		NEUTRAL		0- 0		0- 3		2- 3							
7- 8		0- 0		0- 0		CONFERENCE		0- 0		0- 0		7- 8							
4- 4		0- 0		0- 0		HOME		0- 0		0- 0		4- 4							
3- 4		0- 0		0- 0		AWAY		0- 0		0- 0		3- 4							
0- 0		0- 0		0- 0		NEUTRAL		0- 0		0- 0		0- 0							
RPI	S	Opponent		Score	RPI	S	Opponent		Score	RPI	S	Opponent		Score					
												104 N	Wake Forest	1 3					
												108 A	Samford	0 3					
												118 A	UAB	0 3					
												123 A	Furman	0 3					
												129 A	South Carolina	0 3					
												133 N	Bakersfield	0 3					
												137 N	Wyoming	0 3					
												151 A	James Madison	2 3					
												153 H	Appalachian St.	2 3					
												155 H	Radford	2 3					
												156 A	UMKC	1 3					
												186 N	Eastern Ill.	1 3					
												190 H	Liberty	1 3					
												197 A	Coastal Caro.	1 3					
												197 H	Coastal Caro.	0 3					
												197 H	Coastal Caro.	3 2					
												201 A	High Point	3 1					
												208 N	Western Caro.	0 3					
												234 A	Campbell	3 2					
												237 N	Jacksonville St.	0 3					
												242 A	UNC Asheville	0 3					
												242 H	UNC Asheville	2 3					
												246 A	Winthrop	1 3					
												246 H	Winthrop	3 0					
												260 N	Georgia St.	3 1					
												277 A	Gardner-Webb	2 3					
												277 H	Gardner-Webb	3 2					
LAST 10 GAMES				LAST 10 GAMES				LAST 10 GAMES				LAST 10 GAMES							

Non-Div. I Games:

Presbyterian

RPI	S	Opponent	Score	
300	N	Robert Morris	3	1
306	A	USC Upstate	2	3
308	A	Charleston So.	3	2
308	H	Charleston So.	3	0

Presbyterian

P  
r  
e  
s  
b  
y  
t  
e  
r  
i  
a  
n

P  
r  
e  
s  
b  
y  
t  
e  
r  
i  
a  
n

Average RPI Win:		235	WON-LOST RECORD		WINNING PCT. RANK		LAST 10 GAMES		STRENGTH OF SCHEDULE		OPP. STRENGTH OF SCHEDULE		TEAM RPI		ADJ RPI		CONF. RPI		ADJ CONF. RPI	
DIV. I ONLY			3- 29		.09375 322		3- 7		60		147		268		.38906 270		14		14	
DIV. I NON-CONF.			0- 14		0 318		0- 0		37		128		249		.42035 246		14		14	
TOTALS		RPI 1-25		RPI 26-50		W-L RECORDS		RPI 51-100		RPI 101-150		RPI 150+								
3- 29		0- 2		0- 4		OVERALL		0- 6		1- 5		2- 12								
1- 15		0- 0		0- 2		HOME		0- 3		0- 2		1- 8								
2- 10		0- 1		0- 2		AWAY		0- 2		1- 1		1- 4								
0- 4		0- 1		0- 0		NEUTRAL		0- 1		0- 2		0- 0								
0- 14		0- 2		0- 2		NON-CONFERENCE		0- 4		0- 2		0- 4								
0- 7		0- 0		0- 1		HOME		0- 2		0- 0		0- 4								
0- 3		0- 1		0- 1		AWAY		0- 1		0- 0		0- 0								
0- 4		0- 1		0- 0		NEUTRAL		0- 1		0- 2		0- 0								
3- 15		0- 0		0- 2		CONFERENCE		0- 2		1- 3		2- 8								
1- 8		0- 0		0- 1		HOME		0- 1		0- 2		1- 4								
2- 7		0- 0		0- 1		AWAY		0- 1		1- 1		1- 4								
0- 0		0- 0		0- 0		NEUTRAL		0- 0		0- 0		0- 0								
RPI S	Opponent		Score		RPI S	Opponent		Score		RPI S	Opponent		Score		RPI S	Opponent		Score		
22 A	Michigan St.		0	3	39 A	Ohio		0	3	55 A	Western Ky.		0	3	107 A	UCF		2	3	
24 N	North Carolina		0	3	40 A	Louisville		0	3	60 H	Xavier		1	3	107 H	UCF		0	3	
					40 H	Louisville		0	3	88 A	SMU		0	3	113 N	Dayton		0	3	
					42 H	Butler		0	3	88 H	SMU		1	3	132 N	Eastern Mich.		0	3	
										90 N	Duquesne		1	3	135 A	South Fla.		3	2	
										97 H	Morehead St.		1	3	135 H	South Fla.		2	3	
															173 H	Cleveland St.		0	3	
															183 A	Temple		1	3	
															183 H	Temple		1	3	
															184 H	Tennessee		0	3	
															196 A	Houston		0	3	
															196 H	Houston		0	3	
															204 A	UConn		2	3	
															204 H	UConn		2	3	
															225 A	Memphis		1	3	
															225 H	Memphis		2	3	
															226 H	Navy		0	3	
															233 H	Northern Ky.		2	3	
															285 A	Rutgers		3	2	
															285 H	Rutgers		3	2	
				LAST 10 GAMES																
				204 H	UConn		2	3	196 H	Houston		0	3							
				285 H	Rutgers		3	2	88 H	SMU		1	3							
				40 A	Louisville		0	3	183 A	Temple		1	3							
				107 A	UCF		2	3	225 A	Memphis		1	3							
				135 A	South Fla.		3	2	285 A	Rutgers		3	2							

Non-Div. I Games:

Cincinnati

Average RPI Win: 298		WON-LOST RECORD		WINNING PCT. RANK		LAST 10 GAMES		STRENGTH OF SCHEDULE		OPP. STRENGTH OF SCHEDULE		TEAM RPI		ADJ RPI		CONF. RPI		ADJ CONF. RPI	
DIV. I ONLY		11- 16		.40741 225		2- 8		298		263		270		.38905 271		15		16	
DIV. I NON-CONF.		8- 3		.72727 62		0- 0		330		329		261		.40972 261		19		20	
TOTALS		RPI 1-25		RPI 26-50		W-L RECORDS		RPI 51-100		RPI 101-150		RPI 150+							
11- 16		0- 0		0- 4		OVERALL		0- 2		0- 2		11- 8							
7- 7		0- 0		0- 2		HOME		0- 1		0- 1		7- 3							
2- 8		0- 0		0- 2		AWAY		0- 1		0- 1		2- 4							
2- 1		0- 0		0- 0		NEUTRAL		0- 0		0- 0		2- 1							
8- 3		0- 0		0- 0		NON-CONFERENCE		0- 0		0- 0		8- 3							
5- 1		0- 0		0- 0		HOME		0- 0		0- 0		5- 1							
1- 1		0- 0		0- 0		AWAY		0- 0		0- 0		1- 1							
2- 1		0- 0		0- 0		NEUTRAL		0- 0		0- 0		2- 1							
3- 13		0- 0		0- 4		CONFERENCE		0- 2		0- 2		3- 5							
2- 6		0- 0		0- 2		HOME		0- 1		0- 1		2- 2							
1- 7		0- 0		0- 2		AWAY		0- 1		0- 1		1- 3							
0- 0		0- 0		0- 0		NEUTRAL		0- 0		0- 0		0- 0							
RPI S	Opponent	Score		RPI S	Opponent	Score		RPI S	Opponent	Score		RPI S	Opponent	Score					
				30 A American		0	3	99 A Army		0	3	140 A Lehigh		1	3				
				30 H American		0	3	99 H Army		1	3	140 H Lehigh		2	3				
				50 A Colgate		0	3					169 H Marist		1	3				
				50 H Colgate		0	3					226 A Navy		0	3				
												226 H Navy		1	3				
												229 N Sacramento St.		0	3				
												247 A Bucknell		1	3				
												247 H Bucknell		3	1				
												256 A Loyola Maryland		3	1				
												256 H Loyola Maryland		1	3				
												263 H Morgan St.		3	0				
												280 A Holy Cross		0	3				
												280 H Holy Cross		3	0				
												296 N Wright St.		3	0				
												302 A NJIT		2	3				
												317 H Quinnipiac		3	0				
												320 H St. Francis Brooklyn		3	0				
												323 A La Salle		3	1				
												324 H Fairleigh Dickinson		3	0				
												324 N Fairleigh Dickinson		3	0				
												325 H Saint Peter's		3	0				
				LAST 10 GAMES															
				99 H Army		1	3	50 A Colgate		0	3								
				280 H Holy Cross		3	0	226 H Navy		1	3								
				247 A Bucknell		1	3	50 H Colgate		0	3								
				30 A American		0	3	140 H Lehigh		2	3								
				256 A Loyola Maryland		3	1	280 A Holy Cross		0	3								

Non-Div. I Games:

Lafayette

Average RPI Win:	217	WON-LOST	WINNING	LAST 10	STRENGTH OF	OPP. STRENGTH	TEAM	ADJ	CONF.	ADJ CONF.	
Average RPI Loss:	170	RECORD	PCT. RANK	GAMES	SCHEDULE	OF SCHEDULE	RPI	RPI	RPI	RPI	
DIV. I ONLY	6- 17	.26087	283	2- 8	220	183	272	.38753	272	19	19
DIV. I NON-CONF.	2- 7	.22222	283	0- 0	268	142	293	.38489	285	21	21
<hr/>											
TOTALS	RPI 1-25	RPI 26-50		W-L RECORDS	RPI 51-100		RPI 101-150		RPI 150+		
6- 17	0- 0	0- 2		OVERALL	0- 3		0- 1		6- 11		
4- 6	0- 0	0- 1		HOME	0- 0		0- 0		4- 5		
1- 8	0- 0	0- 1		AWAY	0- 2		0- 0		1- 5		
1- 3	0- 0	0- 0		NEUTRAL	0- 1		0- 1		1- 1		
<hr/>											
2- 7	0- 0	0- 0		NON-CONFERENCE	0- 3		0- 1		2- 3		
1- 2	0- 0	0- 0		HOME	0- 0		0- 0		1- 2		
0- 2	0- 0	0- 0		AWAY	0- 2		0- 0		0- 0		
1- 3	0- 0	0- 0		NEUTRAL	0- 1		0- 1		1- 1		
<hr/>											
4- 10	0- 0	0- 2		CONFERENCE	0- 0		0- 0		4- 8		
3- 4	0- 0	0- 1		HOME	0- 0		0- 0		3- 3		
1- 6	0- 0	0- 1		AWAY	0- 0		0- 0		1- 5		
0- 0	0- 0	0- 0		NEUTRAL	0- 0		0- 0		0- 0		
<hr/>											
RPI S	Opponent	Score	RPI S	Opponent	Score	RPI S	Opponent	Score	RPI S	Opponent	Score
			45 A Yale	0	3	59 A Northwestern	0	3	146 N Boise St.	1	3
			45 H Yale	1	3	72 A Virginia	1	3	163 A Harvard	0	3
						79 N Seton Hall	2	3	163 H Harvard	3	1
									171 A Penn	0	3
									171 H Penn	3	2
									176 N Belmont	2	3
									219 N William & Mary	3	0
									221 A Brown	0	3
									221 H Brown	3	0
									227 A Cornell	2	3
									227 H Cornell	2	3
									231 H Boston College	2	3
									240 A Dartmouth	3	2
									240 H Dartmouth	0	3
									248 A Princeton	1	3
									248 H Princeton	1	3
									289 H Fordham	3	1
									295 H Binghamton	2	3
<hr/>											
LAST 10 GAMES											
			240 H Dartmouth	0	3	248 A Princeton	1	3			
			163 H Harvard	3	1	227 H Cornell	2	3			
			221 A Brown	0	3	45 H Yale	1	3			
			45 A Yale	0	3	221 H Brown	3	0			
			171 A Penn	0	3	163 A Harvard	0	3			

Non-Div. I Games:

Columbia

Average RPI Win:		202	WON-LOST		WINNING		LAST 10		STRENGTH OF		OPP. STRENGTH		TEAM	ADJ		CONF.	ADJ CONF.		
Average RPI Loss:		122	RECORD		PCT. RANK		GAMES		SCHEDULE		OF SCHEDULE		RPI	RPI		RPI	RPI		
DIV. I ONLY			4- 28		.125 317		2- 8		135		111		281	.38732 273		10	10		
DIV. I NON-CONF.			2- 10		.16667 290		0- 0		182		140		283	.39533 274		9	9		
TOTALS		RPI 1-25		RPI 26-50		W-L RECORDS		RPI 51-100		RPI 101-150		RPI 150+							
4- 28		0- 2		0- 1		OVERALL		1- 9		0- 10		3- 6							
3- 10		0- 1		0- 0		HOME		1- 3		0- 5		2- 1							
0- 13		0- 1		0- 1		AWAY		0- 4		0- 4		0- 3							
1- 5		0- 0		0- 0		NEUTRAL		0- 2		0- 1		1- 2							
2- 10		0- 0		0- 1		NON-CONFERENCE		0- 4		0- 2		2- 3							
1- 2		0- 0		0- 0		HOME		0- 1		0- 1		1- 0							
0- 3		0- 0		0- 1		AWAY		0- 1		0- 0		0- 1							
1- 5		0- 0		0- 0		NEUTRAL		0- 2		0- 1		1- 2							
2- 18		0- 2		0- 0		CONFERENCE		1- 5		0- 8		1- 3							
2- 8		0- 1		0- 0		HOME		1- 2		0- 4		1- 1							
0- 10		0- 1		0- 0		AWAY		0- 3		0- 4		0- 2							
0- 0		0- 0		0- 0		NEUTRAL		0- 0		0- 0		0- 0							
RPI S	Opponent		Score		RPI S	Opponent		Score		RPI S	Opponent		Score		RPI S	Opponent		Score	
23 A	Colorado St.		0 3		35 A	California		0 3		62 N	UC Santa Barbara		2 3		102 A	Fresno St.		0 3	
23 H	Colorado St.		1 3							67 A	Washington St.		1 3		102 H	Fresno St.		0 3	
										68 A	New Mexico		0 3		131 A	UNLV		0 3	
										68 H	New Mexico		0 3		131 H	UNLV		0 3	
										81 A	Utah St.		0 3		137 A	Wyoming		0 3	
										81 H	Utah St.		0 3		137 H	Wyoming		0 3	
										89 A	San Diego St.		0 3		139 N	Idaho		0 3	
										89 H	San Diego St.		3 2		146 A	Boise St.		0 3	
										91 H	Illinois St.		0 3		146 H	Boise St.		2 3	
										93 N	New Mexico St.		0 3		149 H	UC Davis		0 3	
															191 N	Cal St. Fullerton		0 3	
															195 N	Montana		3 2	
															209 A	Texas Tech		0 3	
															216 N	Seattle		0 3	
															218 A	Air Force		0 3	
															218 H	Air Force		3 1	
															238 A	San Jose St.		2 3	
															238 H	San Jose St.		0 3	
															304 H	Weber St.		3 0	
					LAST 10 GAMES														
					146 A	Boise St.		0 3		89 H	San Diego St.		3 2						
					81 A	Utah St.		0 3		23 A	Colorado St.		0 3						
					68 H	New Mexico		0 3		137 A	Wyoming		0 3						
					218 H	Air Force		3 1		238 H	San Jose St.		0 3						
					131 H	UNLV		0 3		102 H	Fresno St.		0 3						

Non-Div. I Games:

Nevada



## Grand Canyon

Through Games Of Through Matches of Dec. 21, 2013 (

Average RPI Win: 286		WON-LOST	WINNING	LAST 10	STRENGTH OF		OPP. STRENGTH	TEAM	ADJ	CONF.	ADJ CONF.
Average RPI Loss: 161		RECORD	PCT. RANK	GAMES	SCHEDULE		OF SCHEDULE	RPI	RPI	RPI	RPI
DIV. I ONLY		9- 19	.32143	262	2- 6		272	254	280	.38677	274
DIV. I NON-CONF.		5- 7	.41667	212	0- 0		279	254	258	.41073	260
TOTALS		RPI 1-25	RPI 26-50		W-L RECORDS		RPI 51-100		RPI 101-150		RPI 150+
9- 19	0- 0	0- 0		OVERALL		0- 3		0- 6		9- 10	
3- 6	0- 0	0- 0		HOME		0- 1		0- 2		3- 3	
3- 9	0- 0	0- 0		AWAY		0- 1		0- 3		3- 5	
3- 4	0- 0	0- 0		NEUTRAL		0- 1		0- 1		3- 2	
5- 7	0- 0	0- 0		NON-CONFERENCE		0- 1		0- 2		5- 4	
1- 0	0- 0	0- 0		HOME		0- 0		0- 0		1- 0	
1- 3	0- 0	0- 0		AWAY		0- 0		0- 1		1- 2	
3- 4	0- 0	0- 0		NEUTRAL		0- 1		0- 1		3- 2	
4- 12	0- 0	0- 0		CONFERENCE		0- 2		0- 4		4- 6	
2- 6	0- 0	0- 0		HOME		0- 1		0- 2		2- 3	
2- 6	0- 0	0- 0		AWAY		0- 1		0- 2		2- 3	
0- 0	0- 0	0- 0		NEUTRAL		0- 0		0- 0		0- 0	
RPI S	Opponent	Score	RPI S	Opponent	Score	RPI S	Opponent	Score	RPI S	Opponent	Score
						91 N	Illinois St.	2 3	133 A	Bakersfield	0 3
						93 A	New Mexico St.	0 3	133 H	Bakersfield	0 3
						93 H	New Mexico St.	0 3	139 A	Idaho	0 3
									139 H	Idaho	1 3
									146 A	Boise St.	0 3
									149 N	UC Davis	1 3
									156 A	UMKC	0 3
									156 H	UMKC	2 3
									157 A	UTEP	0 3
									165 A	Utah Valley	1 3
									165 H	Utah Valley	0 3
									202 N	Central Conn. St.	2 3
									209 N	Texas Tech	1 3
									216 A	Seattle	1 3
									216 H	Seattle	1 3
									235 N	Manhattan	3 0
									240 A	Dartmouth	3 2
									278 A	Tex.-Pan American	3 1
									278 H	Tex.-Pan American	3 0
									288 H	La.-Monroe	3 0
									304 A	Weber St.	2 3
									304 N	Weber St.	3 2
									311 N	Providence	3 0
									318 A	Chicago St.	3 2
									318 H	Chicago St.	3 0
LAST 10 GAMES											
			139 H	Idaho	1 3	93 H	New Mexico St.	0 3			
			133 H	Bakersfield	0 3	318 H	Chicago St.	3 0			
			278 H	Tex.-Pan American	3 0	156 A	UMKC	0 3			
			133 A	Bakersfield	0 3	93 A	New Mexico St.	0 3			
			165 A	Utah Valley	1 3	157 A	UTEP	0 3			

Non-Div. I Games: Arizona Christian 3 0 Incarnate Word 3 1 Abilene Christian 3 1

Grand Canyon

Average RPI Win:	315	WON-LOST RECORD	WINNING PCT. RANK	LAST 10 GAMES	STRENGTH OF SCHEDULE	OPP. STRENGTH OF SCHEDULE	TEAM RPI	ADJ RPI	CONF. RPI	ADJ CONF. RPI	
DIV. I ONLY		23- 16	.58974 114	7- 2	330	318	276	.3862	275	33	33
DIV. I NON-CONF.		4- 14	.22222 283	0- 1	282	221	306	.35283	303	33	32
<hr/>											
TOTALS	RPI 1-25	RPI 26-50	W-L RECORDS		RPI 51-100	RPI 101-150	RPI 150+				
23- 16	0- 1	0- 1	OVERALL		0- 1	0- 3	23- 10				
7- 1	0- 0	0- 0	HOME		0- 0	0- 0	7- 1				
9- 10	0- 1	0- 1	AWAY		0- 1	0- 2	9- 5				
7- 5	0- 0	0- 0	NEUTRAL		0- 0	0- 1	7- 4				
<hr/>											
4- 14	0- 1	0- 1	NON-CONFERENCE		0- 1	0- 3	4- 8				
2- 1	0- 0	0- 0	HOME		0- 0	0- 0	2- 1				
2- 8	0- 1	0- 1	AWAY		0- 1	0- 2	2- 3				
0- 5	0- 0	0- 0	NEUTRAL		0- 0	0- 1	0- 4				
<hr/>											
19- 2	0- 0	0- 0	CONFERENCE		0- 0	0- 0	19- 2				
5- 0	0- 0	0- 0	HOME		0- 0	0- 0	5- 0				
7- 2	0- 0	0- 0	AWAY		0- 0	0- 0	7- 2				
7- 0	0- 0	0- 0	NEUTRAL		0- 0	0- 0	7- 0				
<hr/>											
RPI S	Opponent	Score	RPI S	Opponent	Score	RPI S	Opponent	Score	RPI S	Opponent	Score
3 A	Washington	0 3	41 A	Alabama	0 3	51 A	Arizona St.	0 3	103 N	Valparaiso	0 3
									107 A	UCF	0 3
									118 A	UAB	0 3
									164 N	Cal Poly	1 3
									166 A	UNC Greensboro	0 3
									217 A	Troy	0 3
									236 N	Murray St.	0 3
									237 H	Jacksonville St.	0 3
									254 N	North Florida	0 3
									255 A	Texas Southern	2 3
									284 A	Alabama A&M	3 0
									284 H	Alabama A&M	3 2
									284 N	Alabama A&M	3 2
									288 N	La.-Monroe	2 3
									298 H	New Orleans	3 1
									309 A	Jackson St.	3 2
									309 A	Jackson St.	3 1
									309 A	Jackson St.	2 3
									309 H	Jackson St.	3 1
									310 A	Prairie View	3 1
									310 N	Prairie View	3 2
									314 A	N.C. A&T	2 3
									316 A	Southern U.	3 0
									316 N	Southern U.	3 2
									319 H	Ark.-Pine Bluff	3 0
									319 N	Ark.-Pine Bluff	3 1
									319 N	Ark.-Pine Bluff	3 0
<hr/>											
			LAST 10 GAMES								
			3 A	Washington	0 3	319 N Ark.-Pine Bluff 3 1			316 A N.C. A&T 2 3		
			309 A	Jackson St.	3 1	332 H Alcorn 3 0			316 A Southern U. 3 2		
			309 A	Jackson St.	2 3	321 H Mississippi Val. 3 0			319 H Ark.-Pine Bluff 3 0		
			284 N	Alabama A&M	3 2	284 H Alabama A&M 3 2			319 N Ark.-Pine Bluff 3 1		
			316 N	Southern U.	3 2	309 A Jackson St. 3 2			319 N Ark.-Pine Bluff 3 0		

Alabama St.

RPI	S	Opponent	Score	
321	A	Mississippi Val.	3	0
321	H	Mississippi Val.	3	0
326	A	N.C. Central	3	0
330	N	Grambling	3	0
331	A	Savannah St.	3	0
331	H	Savannah St.	3	0
332	A	Alcorn	3	0
332	H	Alcorn	3	0
332	N	Alcorn	3	0

Alabama St.

A  
l  
a  
b  
a  
m  
a  
s  
t  
.

A  
l  
a  
b  
a  
m  
a  
s  
t  
.

Average RPI Win:	284	WON-LOST	WINNING	LAST 10	STRENGTH OF	OPP. STRENGTH	TEAM	ADJ	CONF.	ADJ CONF.	
Average RPI Loss:	137	RECORD	PCT. RANK	GAMES	SCHEDULE	OF SCHEDULE	RPI	RPI	RPI	RPI	
DIV. I ONLY	5- 22	.18519	304	3- 7	206	180	285	.38456	276	23	22
DIV. I NON-CONF.	2- 11	.15385	293	0- 0	109	147	252	.42005	248	16	16
<hr/>											
TOTALS	RPI 1-25	RPI 26-50		W-L RECORDS	RPI 51-100		RPI 101-150		RPI 150+		
5- 22	0- 0	0- 2		OVERALL	0- 3		0- 9		5- 8		
2- 5	0- 0	0- 0		HOME	0- 0		0- 4		2- 1		
2- 11	0- 0	0- 0		AWAY	0- 2		0- 5		2- 4		
1- 6	0- 0	0- 2		NEUTRAL	0- 1		0- 0		1- 3		
<hr/>											
2- 11	0- 0	0- 2		NON-CONFERENCE	0- 3		0- 1		2- 5		
0- 0	0- 0	0- 0		HOME	0- 0		0- 0		0- 0		
1- 5	0- 0	0- 0		AWAY	0- 2		0- 1		1- 2		
1- 6	0- 0	0- 2		NEUTRAL	0- 1		0- 0		1- 3		
<hr/>											
3- 11	0- 0	0- 0		CONFERENCE	0- 0		0- 8		3- 3		
2- 5	0- 0	0- 0		HOME	0- 0		0- 4		2- 1		
1- 6	0- 0	0- 0		AWAY	0- 0		0- 4		1- 2		
0- 0	0- 0	0- 0		NEUTRAL	0- 0		0- 0		0- 0		
<hr/>											
RPI S	Opponent	Score	RPI S	Opponent	Score	RPI S	Opponent	Score	RPI S	Opponent	Score
			27 N	Iowa St.	0 3	61 A	UNI	1 3	109 A	IUPUI	0 3
			29 N	Texas A&M	0 3	86 N	Jacksonville	0 3	109 H	IUPUI	0 3
						93 A	New Mexico St.	0 3	112 A	North Dakota	0 3
									130 A	South Dakota	1 3
									130 H	South Dakota	1 3
									141 A	Denver	0 3
									141 H	Denver	0 3
									144 A	IPFW	0 3
									144 H	IPFW	0 3
									157 A	UTEP	0 3
									158 N	DePaul	0 3
									175 A	FIU	0 3
									186 N	Eastern Ill.	1 3
									187 N	Hampton	0 3
									224 A	North Dakota St.	1 3
									224 H	North Dakota St.	0 3
									243 A	Western Ill.	0 3
									243 H	Western Ill.	3 2
									290 N	Chattanooga	3 0
									293 A	Neb. Omaha	3 1
									293 H	Neb. Omaha	3 1
									303 A	Drake	3 2
<hr/>											
LAST 10 GAMES											
			109 A	IUPUI	0 3	130 A	South Dakota	1 3			
			144 A	IPFW	0 3	224 H	North Dakota St.	0 3			
			243 H	Western Ill.	3 2	144 H	IPFW	0 3			
			293 H	Neb. Omaha	3 1	109 H	IUPUI	0 3			
			141 A	Denver	0 3	293 A	Neb. Omaha	3 1			

Non-Div. I Games:

South Dakota St.

Average RPI Win: 246		WON-LOST RECORD		WINNING PCT. RANK		LAST 10 GAMES		STRENGTH OF SCHEDULE		OPP. STRENGTH OF SCHEDULE		TEAM RPI		ADJ RPI		CONF. RPI		ADJ CONF. RPI	
Average RPI Loss: 210																			
DIV. I ONLY		13- 18		.41935 217		3- 7		275		281		255		.38413 277		27		27	
DIV. I NON-CONF.		7- 9		.4375 202		0- 0		303		267		274		.38826 280		27		27	
TOTALS		RPI 1-25		RPI 26-50		W-L RECORDS		RPI 51-100		RPI 101-150		RPI 150+							
13- 18		0- 0		0- 0		OVERALL		0- 0		0- 1		13- 17							
5- 4		0- 0		0- 0		HOME		0- 0		0- 0		5- 4							
5- 9		0- 0		0- 0		AWAY		0- 0		0- 0		5- 9							
3- 5		0- 0		0- 0		NEUTRAL		0- 0		0- 1		3- 4							
7- 9		0- 0		0- 0		NON-CONFERENCE		0- 0		0- 1		7- 8							
2- 0		0- 0		0- 0		HOME		0- 0		0- 0		2- 0							
2- 5		0- 0		0- 0		AWAY		0- 0		0- 0		2- 5							
3- 4		0- 0		0- 0		NEUTRAL		0- 0		0- 1		3- 3							
6- 9		0- 0		0- 0		CONFERENCE		0- 0		0- 0		6- 9							
3- 4		0- 0		0- 0		HOME		0- 0		0- 0		3- 4							
3- 4		0- 0		0- 0		AWAY		0- 0		0- 0		3- 4							
0- 1		0- 0		0- 0		NEUTRAL		0- 0		0- 0		0- 1							
RPI S	Opponent	Score		RPI S	Opponent	Score		RPI S	Opponent	Score		RPI S	Opponent	Score					
												104 N	Wake Forest	0		3			
												155 A	Radford	3		2			
												155 H	Radford	1		3			
												155 N	Radford	0		3			
												176 A	Belmont	2		3			
												177 N	Miami (OH)	0		3			
												190 A	Liberty	3		2			
												190 H	Liberty	0		3			
												191 A	Cal St. Fullerton	0		3			
												194 H	Davidson	3		0			
												197 A	Coastal Caro.	0		3			
												201 H	High Point	1		3			
												208 H	Western Caro.	3		1			
												214 A	Elon	2		3			
												215 N	Kent St.	3		1			
												219 N	William & Mary	3		1			
												225 N	Memphis	0		3			
												232 N	East Carolina	0		3			
												234 H	Campbell	3		1			
												242 A	UNC Asheville	1		3			
												242 H	UNC Asheville	3		2			
						LAST 10 GAMES						246 A	Winthrop	0		3			
						155 N Radford		0	3			201 H	High Point	1	3				
						190 H Liberty		0	3			234 H	Campbell	3	1				
						155 H Radford		1	3			197 A	Coastal Caro.	0	3				
						269 A Presbyterian		2	3			308 A	Charleston So.	3	1				
						246 A Winthrop		0	3			242 H	UNC Asheville	3	2				
												305 A	Citadel	1	3				

RPI	S	Opponent	Score	
308	A	Charleston So.	3	1
314	A	N.C. A&T	3	1
322	A	South Carolina St.	3	0
326	N	N.C. Central	3	1

Gardner-Webb

G  
a  
r  
d  
n  
e  
r  
-  
W  
e  
b  
b

G  
a  
r  
d  
n  
e  
r  
-  
W  
e  
b  
b

[illegible]

Non-Div. I Games:	Incarnate Word	3	2	Huston-Tillotson	3	0
-------------------	----------------	---	---	------------------	---	---

Tex.-Pan American

RPI	S	Opponent	Score	
319	N	Ark.-Pine Bluff	3	0

Tex.-Pan American

T  
e  
x  
.  
-  
P  
a  
n  
A  
m  
e  
r  
i  
c  
a  
n

T  
e  
x  
.  
-  
P  
a  
n  
A  
m  
e  
r  
i  
c  
a  
n



Average RPI Win:		301	WON-LOST RECORD		WINNING PCT. RANK	LAST 10 GAMES		STRENGTH OF SCHEDULE	OPP. STRENGTH OF SCHEDULE	TEAM RPI	ADJ RPI	CONF. RPI	ADJ CONF. RPI
Average RPI Loss:		146											
DIV. I ONLY			7- 21		.25 285	0- 10		219	251	282	.37977 279	11	11
DIV. I NON-CONF.			6- 8		.42857 207	0- 0		286	316	272	.39444 275	12	11
TOTALS		RPI 1-25	RPI 26-50		W-L RECORDS		RPI 51-100		RPI 101-150		RPI 150+		
7- 21	0- 0		0- 3		OVERALL		0- 4		0- 4		7- 10		
4- 9	0- 0		0- 1		HOME		0- 3		0- 1		4- 4		
1- 10	0- 0		0- 2		AWAY		0- 1		0- 3		1- 4		
2- 2	0- 0		0- 0		NEUTRAL		0- 0		0- 0		2- 2		
6- 8	0- 0		0- 1		NON-CONFERENCE		0- 2		0- 0		6- 5		
4- 2	0- 0		0- 0		HOME		0- 2		0- 0		4- 0		
0- 4	0- 0		0- 1		AWAY		0- 0		0- 0		0- 3		
2- 2	0- 0		0- 0		NEUTRAL		0- 0		0- 0		2- 2		
1- 13	0- 0		0- 2		CONFERENCE		0- 2		0- 4		1- 5		
0- 7	0- 0		0- 1		HOME		0- 1		0- 1		0- 4		
1- 6	0- 0		0- 1		AWAY		0- 1		0- 3		1- 1		
0- 0	0- 0		0- 0		NEUTRAL		0- 0		0- 0		0- 0		
RPI S	Opponent	Score	RPI S	Opponent	Score	RPI S	Opponent	Score	RPI S	Opponent	Score		
			37 A	Tulsa	0 3	54 A	Tulane	0 3	118 H	UAB	0 3		
			46 A	Central Ark.	0 3	87 H	Middle Tenn.	0 3	121 A	North Texas	0 3		
			49 H	UTSA	0 3	95 H	Western Mich.	1 3	125 A	Marshall	0 3		
						98 H	Northwestern St.	2 3	148 A	Rice	0 3		
									157 H	UTEP	1 3		
									159 A	Texas-Arlington	1 3		
									175 H	FIU	0 3		
									179 H	Southern Miss.	0 3		
									182 A	Stephen F. Austin	2 3		
									189 H	Fla. Atlantic	1 3		
									232 A	East Carolina	2 3		
									251 A	Charlotte	3 1		
									257 N	Stetson	1 3		
									264 A	Southeastern La.	1 3		
									265 H	McNeese St.	3 2		
									293 N	Neb. Omaha	2 3		
									298 H	New Orleans	3 2		
									316 N	Southern U.	3 0		
									319 H	Ark.-Pine Bluff	3 0		
									330 H	Grambling	3 0		
									330 N	Grambling	3 0		
			LAST 10 GAMES										
			148 A	Rice	0 3	175 H	FIU	0 3					
			54 A	Tulane	0 3	37 A	Tulsa	0 3					
			118 H	UAB	0 3	179 H	Southern Miss.	0 3					
			189 H	Fla. Atlantic	1 3	87 H	Middle Tenn.	0 3					
			121 A	North Texas	0 3	232 A	East Carolina	2 3					

Non-Div. I Games: Abilene Christian 2 3

Louisiana Tech

Average RPI Win: 268		WON-LOST RECORD		WINNING PCT. RANK		LAST 10 GAMES		STRENGTH OF SCHEDULE		OPP. STRENGTH OF SCHEDULE		TEAM RPI		ADJ RPI		CONF. RPI		ADJ CONF. RPI	
DIV. I ONLY		7- 21		.25 285		1- 9		178		264		271		.37723 280		15		16	
DIV. I NON-CONF.		5- 7		.41667 212		0- 0		233		319		248		.41445 257		19		20	
TOTALS		RPI 1-25		RPI 26-50		W-L RECORDS		RPI 51-100		RPI 101-150		RPI 150+							
7- 21		0- 0		0- 4		OVERALL		0- 2		0- 3		7- 12							
4- 9		0- 0		0- 2		HOME		0- 1		0- 1		4- 5							
1- 11		0- 0		0- 2		AWAY		0- 1		0- 1		1- 7							
2- 1		0- 0		0- 0		NEUTRAL		0- 0		0- 1		2- 0							
5- 7		0- 0		0- 0		NON-CONFERENCE		0- 0		0- 1		5- 6							
2- 3		0- 0		0- 0		HOME		0- 0		0- 0		2- 3							
1- 3		0- 0		0- 0		AWAY		0- 0		0- 0		1- 3							
2- 1		0- 0		0- 0		NEUTRAL		0- 0		0- 1		2- 0							
2- 14		0- 0		0- 4		CONFERENCE		0- 2		0- 2		2- 6							
2- 6		0- 0		0- 2		HOME		0- 1		0- 1		2- 2							
0- 8		0- 0		0- 2		AWAY		0- 1		0- 1		0- 4							
0- 0		0- 0		0- 0		NEUTRAL		0- 0		0- 0		0- 0							
RPI	S	Opponent		Score		RPI	S	Opponent		Score		RPI	S	Opponent		Score			
				30	A American	0		3	99	A Army	0		3	132	N Eastern Mich.	0		3	
				30	H American	0		3	99	H Army	0		3	140	A Lehigh	0		3	
				50	A Colgate	0		3						140	H Lehigh	0		3	
				50	H Colgate	0		3						163	A Harvard	2		3	
														202	H Central Conn. St.	1		3	
														203	N Hofstra	3		0	
														221	A Brown	0		3	
														226	A Navy	0		3	
														226	H Navy	0		3	
														235	H Manhattan	3		1	
														247	A Bucknell	1		3	
														247	H Bucknell	3		0	
														256	A Loyola Maryland	1		3	
														256	H Loyola Maryland	1		3	
														261	H Sacred Heart	0		3	
														262	H Stony Brook	0		3	
														271	A Lafayette	0		3	
														271	H Lafayette	3		0	
														292	A Hartford	3		0	
														312	A Bryant	2		3	
														312	N Bryant	3		2	
														317	H Quinnipiac	3		0	
LAST 10 GAMES																			
				226	A Navy	0		3	247	A Bucknell	1		3						
				271	A Lafayette	0		3	140	A Lehigh	0		3						
				30	H American	0		3	99	H Army	0		3						
				256	H Loyola Maryland	1		3	99	A Army	0		3						
				50	H Colgate	0		3	271	H Lafayette	3		0						

Non-Div. I Games:

Holy Cross

[illegible]

**Non-Div. I Games:**

Norfolk St.

Average RPI Win: 298		WON-LOST	WINNING	LAST 10	STRENGTH OF		OPP. STRENGTH	TEAM	ADJ	CONF.	ADJ CONF.						
Average RPI Loss: 190		RECORD	PCT. RANK	GAMES	SCHEDULE		OF SCHEDULE	RPI	RPI	RPI	RPI						
DIV. I ONLY		11- 18	.37931	242	5- 5		277	302	273	.37702	282	28	28				
DIV. I NON-CONF.		2- 9	.18182	287	0- 0		237	255	300	.36237	296	29	29				
<hr/>																	
TOTALS		RPI 1-25		RPI 26-50		W-L RECORDS		RPI 51-100		RPI 101-150		RPI 150+					
11- 18		0- 0		0- 0		OVERALL		0- 2		0- 2		11- 14					
5- 9		0- 0		0- 0		HOME		0- 1		0- 2		5- 6					
5- 6		0- 0		0- 0		AWAY		0- 1		0- 0		5- 5					
1- 3		0- 0		0- 0		NEUTRAL		0- 0		0- 0		1- 3					
2- 9		0- 0		0- 0		NON-CONFERENCE		0- 2		0- 2		2- 5					
0- 5		0- 0		0- 0		HOME		0- 1		0- 2		0- 2					
1- 1		0- 0		0- 0		AWAY		0- 1		0- 0		1- 0					
1- 3		0- 0		0- 0		NEUTRAL		0- 0		0- 0		1- 3					
9- 9		0- 0		0- 0		CONFERENCE		0- 0		0- 0		9- 9					
5- 4		0- 0		0- 0		HOME		0- 0		0- 0		5- 4					
4- 5		0- 0		0- 0		AWAY		0- 0		0- 0		4- 5					
0- 0		0- 0		0- 0		NEUTRAL		0- 0		0- 0		0- 0					
RPI	S	Opponent	Score	RPI	S	Opponent	Score	RPI	S	Opponent	Score	RPI	S	Opponent	Score		
								57	H	North Carolina St.	0	3	132	H	Eastern Mich.	1	3
								74	A	West Virginia	0	3	142	H	Buffalo	0	3
													154	A	Fairfield	1	3
													154	H	Fairfield	1	3
													169	A	Marist	1	3
													169	H	Marist	0	3
													173	H	Cleveland St.	0	3
													210	A	Siena	1	3
													210	H	Siena	2	3
													222	A	Iona	0	3
													222	H	Iona	3	2
													226	N	Navy	0	3
													235	A	Manhattan	0	3
													235	H	Manhattan	2	3
													247	A	Bucknell	3	2
													281	N	Norfolk St.	2	3
													283	A	Rider	3	1
													283	H	Rider	3	0
													289	N	Fordham	2	3
													292	H	Hartford	1	3
													315	A	Niagara	3	1
													315	H	Niagara	3	0
													317	A	Quinnipiac	3	0
													317	H	Quinnipiac	3	1
													324	N	Fairleigh Dickinson	3	0
													325	A	Saint Peter's	3	0
													325	H	Saint Peter's	3	0
LAST 10 GAMES																	

Non-Div. I Games:

Canisius

Average RPI Win: Average RPI Loss:	307 209	WON-LOST RECORD	WINNING PCT. RANK	LAST 10 GAMES	STRENGTH OF SCHEDULE	OPP. STRENGTH OF SCHEDULE	TEAM RPI	ADJ RPI	CONF. RPI	ADJ CONF. RPI	
DIV. I ONLY		15- 14	.51724 161	4- 6	323	315	279	.37569 283	28	28	
DIV. I NON-CONF.		9- 2	.81818 32	1- 0	329	330	217	.45176 214	29	29	
<hr/>											
TOTALS	RPI 1-25	RPI 26-50		W-L RECORDS	RPI 51-100		RPI 101-150		RPI 150+		
15- 14	0- 0	0- 0		OVERALL	0- 1		0- 0		15- 13		
5- 6	0- 0	0- 0		HOME	0- 0		0- 0		5- 6		
5- 8	0- 0	0- 0		AWAY	0- 1		0- 0		5- 7		
5- 0	0- 0	0- 0		NEUTRAL	0- 0		0- 0		5- 0		
<hr/>											
9- 2	0- 0	0- 0		NON-CONFERENCE	0- 1		0- 0		9- 1		
2- 0	0- 0	0- 0		HOME	0- 0		0- 0		2- 0		
2- 2	0- 0	0- 0		AWAY	0- 1		0- 0		2- 1		
5- 0	0- 0	0- 0		NEUTRAL	0- 0		0- 0		5- 0		
<hr/>											
6- 12	0- 0	0- 0		CONFERENCE	0- 0		0- 0		6- 12		
3- 6	0- 0	0- 0		HOME	0- 0		0- 0		3- 6		
3- 6	0- 0	0- 0		AWAY	0- 0		0- 0		3- 6		
0- 0	0- 0	0- 0		NEUTRAL	0- 0		0- 0		0- 0		
<hr/>											
RPI S	Opponent	Score	RPI S	Opponent	Score	RPI S	Opponent	Score	RPI S	Opponent	Score
						54 A	Tulane	0 3	154 A	Fairfield	2 3
									154 H	Fairfield	0 3
									169 A	Marist	2 3
									169 H	Marist	1 3
									210 A	Siena	1 3
									210 H	Siena	0 3
									222 A	Iona	1 3
									222 H	Iona	0 3
									235 A	Manhattan	3 2
									235 H	Manhattan	1 3
									245 N	Howard	3 1
									247 A	Bucknell	1 3
									282 A	Canisius	0 3
									282 H	Canisius	1 3
									294 N	Nicholls St.	3 0
									302 N	NJIT	3 0
									315 A	Niagara	3 2
									315 H	Niagara	3 0
									317 A	Quinnipiac	1 3
									317 H	Quinnipiac	3 0
									320 A	St. Francis Brooklyn	3 0
									321 N	Mississippi Val.	3 0
									323 H	La Salle	3 0
									324 A	Fairleigh Dickinson	3 0
									324 N	Fairleigh Dickinson	3 0
									325 A	Saint Peter's	3 1
									325 H	Saint Peter's	3 1
			LAST 10 GAMES								
			169 A	Marist	2 3	317 H	Quinnipiac	3 0	321 N	Mississippi Val.	3 0
			210 A	Siena	1 3	222 H	Iona	0 3	323 H	La Salle	3 0
			325 H	Saint Peter's	3 1	315 A	Niagara	3 2	324 A	Fairleigh Dickinson	3 0
			235 H	Manhattan	1 3	282 A	Canisius	0 3	324 N	Fairleigh Dickinson	3 0
			154 H	Fairfield	0 3	327 H	Delaware St.	3 0	325 A	Saint Peter's	3 1

Non-Div. I Games:

Rider

RPI	S	Opponent	Score	
327	H	Delaware St.	3	0

Rider

R  
i  
d  
e  
r

R  
i  
d  
e  
r

Average RPI Win:		303	WON-LOST RECORD		WINNING PCT. RANK		LAST 10 GAMES		STRENGTH OF SCHEDULE		OPP. STRENGTH OF SCHEDULE		TEAM RPI		ADJ RPI		CONF. RPI		ADJ CONF. RPI		
DIV. I ONLY			9- 20		.31034	266	5- 4		221		305		275		.37231		284	33		33	
DIV. I NON-CONF.			1- 15		.0625	313	0- 0		79		166		268		.39204		277	33		32	
TOTALS		RPI 1-25		RPI 26-50		W-L RECORDS		RPI 51-100		RPI 101-150		RPI 150+									
9- 20		0- 3		0- 0		OVERALL		0- 5		0- 1		9- 11									
4- 2		0- 0		0- 0		HOME		0- 0		0- 1		4- 1									
2- 8		0- 1		0- 0		AWAY		0- 2		0- 0		2- 5									
3- 10		0- 2		0- 0		NEUTRAL		0- 3		0- 0		3- 5									
1- 15		0- 3		0- 0		NON-CONFERENCE		0- 5		0- 1		1- 6									
1- 1		0- 0		0- 0		HOME		0- 0		0- 1		1- 0									
0- 6		0- 1		0- 0		AWAY		0- 2		0- 0		0- 3									
0- 8		0- 2		0- 0		NEUTRAL		0- 3		0- 0		0- 3									
8- 5		0- 0		0- 0		CONFERENCE		0- 0		0- 0		8- 5									
3- 1		0- 0		0- 0		HOME		0- 0		0- 0		3- 1									
2- 2		0- 0		0- 0		AWAY		0- 0		0- 0		2- 2									
3- 2		0- 0		0- 0		NEUTRAL		0- 0		0- 0		3- 2									
RPI	S	Opponent		Score		RPI	S	Opponent		Score		RPI	S	Opponent		Score					
7	N	Southern California		0	3			55	N	Western Ky.		0	3	118	H	UAB		0	3		
19	N	Oklahoma		0	3			63	A	Col. of Charleston		0	3	208	N	Western Caro.		0	3		
21	A	Purdue		0	3			70	A	Missouri St.		0	3	225	A	Memphis		0	3		
								87	N	Middle Tenn.		0	3	242	N	UNC Asheville		0	3		
								88	N	SMU		0	3	252	A	Tennessee St.		0	3		
													255	N	Texas Southern		0	3			
													255	N	Texas Southern		3	2			
													255	N	Texas Southern		3	2			
													264	N	Southeastern La.		1	3			
													275	A	Alabama St.		2	3			
													275	H	Alabama St.		0	3			
													275	N	Alabama St.		2	3			
													291	H	UT Martin		3	1			
													309	A	Jackson St.		2	3			
													309	H	Jackson St.		3	2			
													310	N	Prairie View		3	1			
													321	A	Mississippi Val.		3	0			
													321	H	Mississippi Val.		3	0			
													322	A	South Carolina St.		2	3			
													332	A	Alcorn		3	0			
													332	H	Alcorn		3	0			
LAST 10 GAMES																					
255 N Texas Southern						0	3	332 H Alcorn						3	0						
255 N Texas Southern						3	2	321 H Mississippi Val.						3	0						
275 N Alabama St.						2	3	275 A Alabama St.						2	3						
310 N Prairie View						3	1	309 A Jackson St.						2	3						
255 N Texas Southern						3	2	118 H UAB						0	3						

Non-Div. I Games: Ala.-Huntsville 2 3 Albany St. (GA) 3 1 Albany St. (GA) 3 1

Alabama A&amp;M

Average RPI Win: 237		WON-LOST RECORD	WINNING PCT. RANK		LAST 10 GAMES	STRENGTH OF SCHEDULE		OPP. STRENGTH OF SCHEDULE		TEAM RPI	ADJ RPI		CONF. RPI	ADJ CONF. RPI	
Average RPI Loss: 151															
DIV. I ONLY		5- 27	.15625	312	1- 9	179		164		286	.36435	285	14	14	
DIV. I NON-CONF.		4- 10	.28571	268	0- 0	202		169		255	.41745	250	14	14	
TOTALS		RPI 1-25	RPI 26-50		W-L RECORDS		RPI 51-100		RPI 101-150		RPI 150+				
5- 27	0- 0		0- 3		OVERALL		0- 5		0- 6		5- 13				
1- 9	0- 0		0- 1		HOME		0- 2		0- 2		1- 4				
0- 13	0- 0		0- 1		AWAY		0- 2		0- 3		0- 7				
4- 5	0- 0		0- 1		NEUTRAL		0- 1		0- 1		4- 2				
4- 10	0- 0		0- 1		NON-CONFERENCE		0- 3		0- 2		4- 4				
0- 1	0- 0		0- 0		HOME		0- 1		0- 0		0- 0				
0- 4	0- 0		0- 0		AWAY		0- 1		0- 1		0- 2				
4- 5	0- 0		0- 1		NEUTRAL		0- 1		0- 1		4- 2				
1- 17	0- 0		0- 2		CONFERENCE		0- 2		0- 4		1- 9				
1- 8	0- 0		0- 1		HOME		0- 1		0- 2		1- 4				
0- 9	0- 0		0- 1		AWAY		0- 1		0- 2		0- 5				
0- 0	0- 0		0- 0		NEUTRAL		0- 0		0- 0		0- 0				
RPI	S	Opponent	Score	RPI	S	Opponent	Score	RPI	S	Opponent	Score	RPI	S	Opponent	Score
40	A	Louisville	0 3	79	H	Seton Hall	2 3	107	A	UCF	0 3	107	A	UCF	0 3
40	H	Louisville	1 3	82	A	Pittsburgh	1 3	107	H	UCF	0 3	122	A	Indiana	0 3
47	N	Colorado	1 3	88	A	SMU	0 3	122	A	Indiana	0 3	123	N	Furman	1 3
				88	H	SMU	1 3	123	N	Furman	1 3	135	A	South Fla.	0 3
				97	N	Morehead St.	0 3	135	A	South Fla.	0 3	135	H	South Fla.	1 3
								167	A	Syracuse	2 3	167	A	Syracuse	2 3
								178	N	Oakland	1 3	178	N	Oakland	1 3
								183	A	Temple	0 3	183	A	Temple	0 3
								183	H	Temple	3 1	183	H	Temple	3 1
								196	A	Houston	1 3	196	A	Houston	1 3
								196	H	Houston	0 3	196	H	Houston	0 3
								204	A	UConn	1 3	204	A	UConn	1 3
								204	H	UConn	0 3	204	H	UConn	0 3
								213	A	Delaware	2 3	213	A	Delaware	2 3
								215	N	Kent St.	3 0	215	N	Kent St.	3 0
								225	A	Memphis	1 3	225	A	Memphis	1 3
								225	H	Memphis	1 3	225	H	Memphis	1 3
								227	N	Cornell	3 2	227	N	Cornell	3 2
								261	N	Sacred Heart	2 3	261	N	Sacred Heart	2 3
								262	N	Stony Brook	3 2	262	N	Stony Brook	3 2
								270	A	Cincinnati	2 3	270	A	Cincinnati	2 3
								270	H	Cincinnati	2 3	270	H	Cincinnati	2 3
								300	N	Robert Morris	3 1	300	N	Robert Morris	3 1
LAST 10 GAMES				LAST 10 GAMES				LAST 10 GAMES				LAST 10 GAMES			
40	A	Louisville	0 3	135	H	South Fla.	1 3	107	H	UCF	0 3	196	A	Houston	1 3
270	A	Cincinnati	2 3	107	H	UCF	0 3	88	A	SMU	0 3	270	H	Cincinnati	2 3
225	H	Memphis	1 3	196	A	Houston	1 3	270	H	Cincinnati	2 3				
183	H	Temple	3 1												
204	H	UConn	0 3												

Non-Div. I Games:

Rutgers



Average RPI Win: 267		WON-LOST	WINNING	LAST 10	STRENGTH OF		OPP. STRENGTH	TEAM	ADJ	CONF.	ADJ CONF.												
Average RPI Loss: 161		RECORD	PCT. RANK	GAMES	SCHEDULE		OF SCHEDULE	RPI	RPI	RPI	RPI												
DIV. I ONLY		6- 25	.19355	299	1- 9		222	237	291	.35916	286	25	25										
DIV. I NON-CONF.		2- 9	.18182	287	0- 0		149	223	270	.40896	262	20	18										
<hr/>																							
TOTALS		RPI 1-25		RPI 26-50		W-L RECORDS		RPI 51-100		RPI 101-150		RPI 150+											
6- 25		0- 1		0- 0		OVERALL		0- 3		0- 8		6- 13											
4- 9		0- 0		0- 0		HOME		0- 1		0- 3		4- 5											
1- 12		0- 1		0- 0		AWAY		0- 2		0- 3		1- 6											
1- 4		0- 0		0- 0		NEUTRAL		0- 0		0- 2		1- 2											
<hr/>																							
2- 9		0- 1		0- 0		NON-CONFERENCE		0- 1		0- 4		2- 3											
1- 2		0- 0		0- 0		HOME		0- 0		0- 1		1- 1											
0- 3		0- 1		0- 0		AWAY		0- 1		0- 1		0- 0											
1- 4		0- 0		0- 0		NEUTRAL		0- 0		0- 2		1- 2											
<hr/>																							
4- 16		0- 0		0- 0		CONFERENCE		0- 2		0- 4		4- 10											
3- 7		0- 0		0- 0		HOME		0- 1		0- 2		3- 4											
1- 9		0- 0		0- 0		AWAY		0- 1		0- 2		1- 6											
0- 0		0- 0		0- 0		NEUTRAL		0- 0		0- 0		0- 0											
<hr/>																							
RPI	S	Opponent		Score		RPI	S	Opponent		Score		RPI	S	Opponent		Score							
25	A	BYU		0 3								83	A	Portland St.		1 3							
												83	H	Portland St.		0 3							
												97	A	Morehead St.		2 3							
												101	A	Idaho St.		0 3							
												101	H	Idaho St.		2 3							
												109	N	IUPUI		0 3							
												112	A	North Dakota		0 3							
												112	H	North Dakota		1 3							
												130	H	South Dakota		0 3							
												137	A	Wyoming		1 3							
												139	N	Idaho		0 3							
												152	H	Gonzaga		2 3							
												180	A	Northern Ariz.		1 3							
												180	H	Northern Ariz.		3 2							
												181	A	Northern Colo.		0 3							
												181	H	Northern Colo.		1 3							
												195	A	Montana		1 3							
												195	H	Montana		0 3							
												198	N	Saint Louis		0 3							
												229	A	Sacramento St.		1 3							
												229	H	Sacramento St.		1 3							
												230	A	Eastern Wash.		2 3							
												230	H	Eastern Wash.		1 3							
												257	N	Stetson		3 2							
												259	H	Akron		3 0							
												299	A	Southern Utah		1 3							
												299	H	Southern Utah		3 1							
												303	N	Drake		1 3							
												304	A	Weber St.		3 0							
												304	H	Weber St.		3 0							
<hr/>																							
LAST 10 GAMES																							
195 H Montana						0 3						304 H Weber St.						3 0					
229 H Sacramento St.						1 3						230 H Eastern Wash.						1 3					
180 A Northern Ariz.						1 3						83 H Portland St.						0 3					
299 A Southern Utah						1 3						112 A North Dakota						0 3					
101 H Idaho St.						2 3						181 A Northern Colo.						0 3					

Non-Div. I Games:

Montana St.

## UC Riverside

Through Games Of Through Matches of Dec. 21, 2013 (

Average RPI Win:		205	WON-LOST RECORD		WINNING PCT. RANK		LAST 10 GAMES		STRENGTH OF SCHEDULE		OPP. STRENGTH OF SCHEDULE		TEAM RPI		ADJ RPI		CONF. RPI		ADJ CONF. RPI								
Average RPI Loss:		130																									
DIV. I ONLY			2- 26		.07143 324		1- 9		156		107		293		.3579 287		8		8								
DIV. I NON-CONF.			1- 11		.08333 308		0- 0		247		201		314		.33291 310		8		8								
TOTALS		RPI 1-25		RPI 26-50		W-L RECORDS		RPI 51-100		RPI 101-150		RPI 150+															
2- 26		0- 2		0- 2		OVERALL		0- 5		0- 7		2- 10															
0- 8		0- 1		0- 1		HOME		0- 2		0- 2		0- 2															
1- 11		0- 1		0- 1		AWAY		0- 3		0- 3		1- 3															
1- 7		0- 0		0- 0		NEUTRAL		0- 0		0- 2		1- 5															
1- 11		0- 0		0- 0		NON-CONFERENCE		0- 1		0- 3		1- 7															
0- 0		0- 0		0- 0		HOME		0- 0		0- 0		0- 0															
0- 4		0- 0		0- 0		AWAY		0- 1		0- 1		0- 2															
1- 7		0- 0		0- 0		NEUTRAL		0- 0		0- 2		1- 5															
1- 15		0- 2		0- 2		CONFERENCE		0- 4		0- 4		1- 3															
0- 8		0- 1		0- 1		HOME		0- 2		0- 2		0- 2															
1- 7		0- 1		0- 1		AWAY		0- 2		0- 2		1- 1															
0- 0		0- 0		0- 0		NEUTRAL		0- 0		0- 0		0- 0															
RPI	S	Opponent		Score		RPI	S	Opponent		Score		RPI	S	Opponent		Score											
20	A	Hawaii		0 3		32	A	Cal St. Northridge		0 3		62	A	UC Santa Barbara		0 3		101	N	Idaho St.		0 3					
20	H	Hawaii		0 3		32	H	Cal St. Northridge		0 3		62	H	UC Santa Barbara		0 3		110	A	UC Irvine		1 3					
												68	A	New Mexico		0 3		110	H	UC Irvine		0 3					
												80	A	Long Beach St.		0 3		115	A	Pacific		0 3					
												80	H	Long Beach St.		1 3		137	N	Wyoming		1 3					
																		149	A	UC Davis		0 3					
																		149	H	UC Davis		1 3					
																		162	N	Georgia Tech		1 3					
																		164	A	Cal Poly		3 2					
																		164	H	Cal Poly		0 3					
																		165	N	Utah Valley		0 3					
																		191	A	Cal St. Fullerton		0 3					
																		191	H	Cal St. Fullerton		0 3					
																		209	N	Texas Tech		0 3					
																		216	N	Seattle		0 3					
																		218	A	Air Force		0 3					
																		238	N	San Jose St.		0 3					
																		246	N	Winthrop		3 1					
																		304	A	Weber St.		2 3					
						LAST 10 GAMES																					
						20 H Hawaii						0 3		191 A Cal St. Fullerton						0 3							
						62 A UC Santa Barbara						0 3		32 A Cal St. Northridge						0 3							
						164 A Cal Poly						3 2		149 A UC Davis						0 3							
						80 H Long Beach St.						1 3		164 H Cal Poly						0 3							
						110 H UC Irvine						0 3		62 H UC Santa Barbara						0 3							

Non-Div. I Games:

UC Riverside

Average RPI Win:		263	WON-LOST RECORD		WINNING PCT. RANK	LAST 10 GAMES	STRENGTH OF SCHEDULE		OPP. STRENGTH OF SCHEDULE	TEAM RPI	ADJ RPI	CONF. RPI	ADJ CONF. RPI					
Average RPI Loss:		164																
DIV. I ONLY			6- 28	.17647	308	1- 9	170		233	283	.35705	288	16	15				
DIV. I NON-CONF.			4- 12	.25	278	0- 0	192		272	278	.38671	282	15	15				
TOTALS		RPI 1-25		RPI 26-50		W-L RECORDS		RPI 51-100		RPI 101-150		RPI 150+						
6- 28		0- 1		0- 1		OVERALL		0- 6		0- 2		6- 18						
2- 8		0- 0		0- 0		HOME		0- 2		0- 1		2- 5						
1- 13		0- 0		0- 1		AWAY		0- 3		0- 1		1- 8						
3- 7		0- 1		0- 0		NEUTRAL		0- 1		0- 0		3- 5						
4- 12		0- 1		0- 1		NON-CONFERENCE		0- 2		0- 0		4- 8						
0- 1		0- 0		0- 0		HOME		0- 0		0- 0		0- 1						
1- 4		0- 0		0- 1		AWAY		0- 1		0- 0		1- 2						
3- 7		0- 1		0- 0		NEUTRAL		0- 1		0- 0		3- 5						
2- 16		0- 0		0- 0		CONFERENCE		0- 4		0- 2		2- 10						
2- 7		0- 0		0- 0		HOME		0- 2		0- 1		2- 4						
0- 9		0- 0		0- 0		AWAY		0- 2		0- 1		0- 6						
0- 0		0- 0		0- 0		NEUTRAL		0- 0		0- 0		0- 0						
RPI	S	Opponent		Score		RPI	S	Opponent		Score		RPI	S	Opponent		Score		
8	N	Nebraska		0	3	46	A	Central Ark.		0	3	51	A	Arizona St.		0	3	
												55	A	Western Ky.		1	3	
												55	H	Western Ky.		0	3	
												65	N	Auburn		0	3	
												100	A	Texas St.		0	3	
												100	H	Texas St.		0	3	
														UALR		0	3	
														UALR		0	3	
														Texas-Arlington		1	3	
														Texas-Arlington		1	3	
														Cal Poly		2	3	
														Arkansas St.		0	3	
														Arkansas St.		0	3	
														Southern Miss.		0	3	
														Stephen F. Austin		0	3	
														South Ala.		0	3	
														South Ala.		3	2	
														Saint Louis		1	3	
														La.-Lafayette		0	3	
														La.-Lafayette		0	3	
														Troy		0	3	
														Troy		3	2	
														Georgia St.		0	3	
														Georgia St.		0	3	
														McNeese St.		3	1	
														Grand Canyon		0	3	
														Alabama St.		3	2	
														Tex.-Pan American		0	3	
														Tex.-Pan American		0	3	
														Jackson St.		2	3	
														Prairie View		3	0	
														Ark.-Pine Bluff		3	0	
				LAST 10 GAMES														
				159	H	Texas-Arlington	1	3	217	H	Troy	3	2	278	N	Tex.-Pan American	0	3
				170	H	Arkansas St.	0	3	124	A	UALR	0	3	309	N	Jackson St.	2	3
				192	A	South Ala.	0	3	260	H	Georgia St.	0	3	310	N	Prairie View	3	0
				100	H	Texas St.	0	3	55	H	Western Ky.	0	3	319	N	Ark.-Pine Bluff	3	0
				206	H	La.-Lafayette	0	3	260	A	Georgia St.	0	3					

Non-Div. I Games:

La.-Monroe

Average RPI Win:	283	WON-LOST RECORD	WINNING PCT. RANK	LAST 10 GAMES	STRENGTH OF SCHEDULE	OPP. STRENGTH OF SCHEDULE	TEAM RPI	ADJ RPI	CONF. RPI	ADJ CONF. RPI	
DIV. I ONLY	10- 20	.33333	257	2- 8	301	266	292	.3548	289	21	21
DIV. I NON-CONF.	7- 9	.4375	202	0- 0	297	307	273	.38553	284	18	19
<hr/>											
TOTALS	RPI 1-25	RPI 26-50		W-L RECORDS		RPI 51-100		RPI 101-150		RPI 150+	
10- 20	0- 0	0- 0		OVERALL		0- 4		0- 4		10- 12	
3- 6	0- 0	0- 0		HOME		0- 2		0- 1		3- 3	
1- 11	0- 0	0- 0		AWAY		0- 2		0- 3		1- 6	
6- 3	0- 0	0- 0		NEUTRAL		0- 0		0- 0		6- 3	
7- 9	0- 0	0- 0		NON-CONFERENCE		0- 1		0- 1		7- 7	
1- 1	0- 0	0- 0		HOME		0- 0		0- 0		1- 1	
0- 5	0- 0	0- 0		AWAY		0- 1		0- 1		0- 3	
6- 3	0- 0	0- 0		NEUTRAL		0- 0		0- 0		6- 3	
3- 11	0- 0	0- 0		CONFERENCE		0- 3		0- 3		3- 5	
2- 5	0- 0	0- 0		HOME		0- 2		0- 1		2- 2	
1- 6	0- 0	0- 0		AWAY		0- 1		0- 2		1- 3	
0- 0	0- 0	0- 0		NEUTRAL		0- 0		0- 0		0- 0	
RPI S	Opponent	Score	RPI S	Opponent	Score	RPI S	Opponent	Score	RPI S	Opponent	Score
						52 H VCU	0	3	113 A Dayton	1	3
						74 A West Virginia	0	3	113 H Dayton	0	3
						90 A Duquesne	0	3	128 A St. John's (NY)	0	3
						90 H Duquesne	1	3	150 A George Washington	0	3
									188 A Rhode Island	0	3
									188 H Rhode Island	0	3
									198 A Saint Louis	1	3
									198 H Saint Louis	0	3
									202 A Central Conn. St.	2	3
									203 H Hofstra	3	1
									226 N Navy	3	0
									231 N Boston College	0	3
									246 A Winthrop	0	3
									262 H Stony Brook	2	3
									267 A George Mason	1	3
									267 H George Mason	3	1
									272 A Columbia	1	3
									281 N Norfolk St.	3	0
									282 N Canisius	3	2
									292 N Hartford	0	3
									295 N Binghamton	3	1
									297 N Tennessee Tech	1	3
									302 N NJIT	3	0
									323 A La Salle	3	1
									323 H La Salle	3	0
									331 N Savannah St.	3	0
			LAST 10 GAMES								
			188 A Rhode Island	0	3	323 H La Salle	3	0			
			323 A La Salle	3	1	52 H VCU	0	3			
			267 A George Mason	1	3	90 A Duquesne	0	3			
			150 A George Washington	0	3	113 A Dayton	1	3			
			198 H Saint Louis	0	3	198 A Saint Louis	1	3			

Non-Div. I Games:

Fordham

Average RPI Win:	213	WON-LOST RECORD	WINNING PCT. RANK	LAST 10 GAMES	STRENGTH OF SCHEDULE	OPP. STRENGTH OF SCHEDULE	TEAM RPI	ADJ RPI	CONF. RPI	ADJ CONF. RPI	
Average RPI Loss:	175										
DIV. I ONLY	4- 27	.12903	315	1- 9	134	249	287	.35269	290	18	18
DIV. I NON-CONF.	1- 14	.06667	311	0- 0	167	250	304	.34544	308	24	26
<hr/>											
TOTALS	RPI 1-25	RPI 26-50		W-L RECORDS	RPI 51-100		RPI 101-150		RPI 150+		
4- 27	0- 0	0- 0		OVERALL	0- 3		1- 5		3- 19		
1- 12	0- 0	0- 0		HOME	0- 0		1- 2		0- 10		
2- 10	0- 0	0- 0		AWAY	0- 1		0- 3		2- 6		
1- 5	0- 0	0- 0		NEUTRAL	0- 2		0- 0		1- 3		
<hr/>											
1- 14	0- 0	0- 0		NON-CONFERENCE	0- 2		0- 2		1- 10		
0- 5	0- 0	0- 0		HOME	0- 0		0- 1		0- 4		
0- 4	0- 0	0- 0		AWAY	0- 0		0- 1		0- 3		
1- 5	0- 0	0- 0		NEUTRAL	0- 2		0- 0		1- 3		
<hr/>											
3- 13	0- 0	0- 0		CONFERENCE	0- 1		1- 3		2- 9		
1- 7	0- 0	0- 0		HOME	0- 0		1- 1		0- 6		
2- 6	0- 0	0- 0		AWAY	0- 1		0- 2		2- 3		
0- 0	0- 0	0- 0		NEUTRAL	0- 0		0- 0		0- 0		
<hr/>											
RPI S	Opponent	Score	RPI S	Opponent	Score	RPI S	Opponent	Score	RPI S	Opponent	Score
						63 N	Col. of Charleston	2 3	108 A	Samford	1 3
						73 A	Ga. Southern	1 3	108 H	Samford	3 0
						86 N	Jacksonville	0 3	114 A	Ole Miss	0 3
									118 H	UAB	1 3
									123 A	Furman	1 3
									123 H	Furman	2 3
									153 A	Appalachian St.	0 3
									153 H	Appalachian St.	1 3
									162 A	Georgia Tech	0 3
									166 H	UNC Greensboro	2 3
									175 A	FIU	0 3
									176 A	Belmont	0 3
									179 N	Southern Miss.	3 2
									184 H	Tennessee	0 3
									194 A	Davidson	1 3
									194 H	Davidson	1 3
									206 N	La.-Lafayette	1 3
									208 A	Western Caro.	0 3
									208 H	Western Caro.	0 3
									212 N	Florida A&M	2 3
									214 H	Elon	2 3
									242 H	UNC Asheville	1 3
									251 H	Charlotte	2 3
									258 A	Wofford	3 2
									258 H	Wofford	0 3
									276 N	South Dakota St.	0 3
									291 H	UT Martin	2 3
<hr/>											
			LAST 10 GAMES								
						123 H	Furman	2 3	108 A	Samford	1 3
						258 H	Wofford	0 3	305 A	Citadel	3 1
						208 A	Western Caro.	0 3	73 A	Ga. Southern	1 3
						153 A	Appalachian St.	0 3	214 H	Elon	2 3
						194 H	Davidson	1 3	166 H	UNC Greensboro	2 3

Non-Div. I Games:

Chattanooga

Chattanooga

Average RPI Win:	248	WON-LOST RECORD	WINNING PCT. RANK	LAST 10 GAMES	STRENGTH OF SCHEDULE	OPP. STRENGTH OF SCHEDULE	TEAM RPI	ADJ RPI	CONF. RPI	ADJ CONF. RPI		
DIV. I ONLY		9- 23	.28125 279	1- 9	271	227	284	.35045 291	24	26		
DIV. I NON-CONF.		6- 10	.375 233	0- 0	281	195	269	.39612 270	26	25		
<hr/>												
TOTALS	RPI 1-25	RPI 26-50		W-L RECORDS	RPI 51-100		RPI 101-150		RPI 150+			
9- 23	0- 0	0- 2		OVERALL	0- 1		0- 2		9- 18			
3- 6	0- 0	0- 0		HOME	0- 1		0- 0		3- 5			
3- 10	0- 0	0- 2		AWAY	0- 0		0- 0		3- 8			
3- 7	0- 0	0- 0		NEUTRAL	0- 0		0- 2		3- 5			
<hr/>												
6- 10	0- 0	0- 2		NON-CONFERENCE	0- 0		0- 2		6- 6			
1- 0	0- 0	0- 0		HOME	0- 0		0- 0		1- 0			
2- 3	0- 0	0- 2		AWAY	0- 0		0- 0		2- 1			
3- 7	0- 0	0- 0		NEUTRAL	0- 0		0- 2		3- 5			
<hr/>												
3- 13	0- 0	0- 0		CONFERENCE	0- 1		0- 0		3- 12			
2- 6	0- 0	0- 0		HOME	0- 1		0- 0		2- 5			
1- 7	0- 0	0- 0		AWAY	0- 0		0- 0		1- 7			
0- 0	0- 0	0- 0		NEUTRAL	0- 0		0- 0		0- 0			
<hr/>												
RPI S	Opponent	Score	RPI S	Opponent	Score	RPI S	Opponent	Score	RPI S	Opponent	Score	
			41 A	Alabama	0 3		97 H	Morehead St.	0 3	106 N	Toledo	1 3
			42 A	Butler	0 3					147 N	Green Bay	0 3
										168 A	Southeast Mo. St.	0 3
										168 H	Southeast Mo. St.	3 2
										170 N	Arkansas St.	1 3
										176 A	Belmont	0 3
										184 H	Eastern Ky.	1 3
										184 N	Tennessee	1 3
										186 A	Eastern Ill.	0 3
										186 H	Eastern Ill.	0 3
										192 N	South Ala.	1 3
										207 A	Austin Peay	0 3
										207 H	Austin Peay	2 3
										223 A	Bradley	3 1
										236 A	Murray St.	1 3
										236 H	Murray St.	2 3
										237 A	Jacksonville St.	0 3
										241 H	Evansville	3 2
										242 N	UNC Asheville	3 1
										243 N	Western Ill.	1 3
										251 N	Charlotte	3 0
			LAST 10 GAMES							252 A	Tennessee St.	1 3
			237 A	Jacksonville St.	0 3		186 A	Eastern Ill.	0 3	253 A	SIU Edwardsville	3 1
			168 A	Southeast Mo. St.	0 3		97 H	Morehead St.	0 3	253 H	SIU Edwardsville	3 1
			236 H	Murray St.	2 3		184 H	Eastern Ky.	1 3	284 A	Alabama A&M	1 3
			207 H	Austin Peay	2 3		176 A	Belmont	0 3	290 A	Chattanooga	3 2
			253 A	SIU Edwardsville	3 1		252 A	Tennessee St.	1 3	294 N	Nicholls St.	2 3

**Non-Div. I Games:**

UT Martin

RPI	S	Opponent	Score	
297	H	Tennessee Tech	2	3
313	N	UMES	3	0

UT Martin

U  
T  
M  
a  
r  
t  
i  
n

U  
T  
M  
a  
r  
t  
i  
n



Average RPI Win:	299	WON-LOST RECORD	WINNING PCT. RANK	LAST 10 GAMES	STRENGTH OF SCHEDULE	OPP. STRENGTH OF SCHEDULE	TEAM RPI	ADJ RPI	CONF. RPI	ADJ CONF. RPI	
DIV. I ONLY	210	12- 18	.4 230	4- 6	309	301	288	.34963	292	29	29
DIV. I NON-CONF.		5- 10	.33333 248	0- 0	254	266	279	.38932	279	28	28
<hr/>											
TOTALS	RPI 1-25	RPI 26-50		W-L RECORDS	RPI 51-100		RPI 101-150		RPI 150+		
12- 18	0- 0	0- 0		OVERALL	0- 1		0- 1		12- 16		
5- 3	0- 0	0- 0		HOME	0- 0		0- 0		5- 3		
4- 10	0- 0	0- 0		AWAY	0- 0		0- 0		4- 10		
3- 5	0- 0	0- 0		NEUTRAL	0- 1		0- 1		3- 3		
<hr/>											
5- 10	0- 0	0- 0		NON-CONFERENCE	0- 1		0- 1		5- 8		
0- 1	0- 0	0- 0		HOME	0- 0		0- 0		0- 1		
3- 4	0- 0	0- 0		AWAY	0- 0		0- 0		3- 4		
2- 5	0- 0	0- 0		NEUTRAL	0- 1		0- 1		2- 3		
<hr/>											
7- 8	0- 0	0- 0		CONFERENCE	0- 0		0- 0		7- 8		
5- 2	0- 0	0- 0		HOME	0- 0		0- 0		5- 2		
1- 6	0- 0	0- 0		AWAY	0- 0		0- 0		1- 6		
1- 0	0- 0	0- 0		NEUTRAL	0- 0		0- 0		1- 0		
<hr/>											
RPI S	Opponent	Score	RPI S	Opponent	Score	RPI S	Opponent	Score	RPI S	Opponent	Score
						57 N	North Carolina St.	0 3	132 N	Eastern Mich.	2 3
									157 N	UTEP	0 3
									169 A	Marist	0 3
									173 N	Cleveland St.	0 3
									188 A	Rhode Island	2 3
									199 A	New Hampshire	0 3
									199 H	New Hampshire	0 3
									202 A	Central Conn. St.	0 3
									204 A	UConn	0 3
									228 A	UMBC	1 3
									228 H	UMBC	3 0
									239 A	Albany (NY)	1 3
									239 H	Albany (NY)	1 3
									240 N	Dartmouth	0 3
									262 A	Stony Brook	1 3
									262 H	Stony Brook	3 0
									280 H	Holy Cross	0 3
									282 A	Canisius	3 1
									289 N	Fordham	3 0
									295 A	Binghamton	0 3
									295 H	Binghamton	3 0
			LAST 10 GAMES						302 N	NJIT	3 1
			228 H UMBC			3 0	199 H New Hampshire	0 3	311 A	Providence	0 3
			262 H Stony Brook			3 0	311 H Providence	3 1	311 H	Providence	3 1
			239 A Albany (NY)			1 3	262 A Stony Brook	1 3	312 A	Bryant	3 0
			295 A Binghamton			0 3	228 A UMBC	1 3	317 A	Quinnipiac	3 1
			329 H UMass Lowell			3 0	199 A New Hampshire	0 3	329 A	UMass Lowell	3 1

**Non-Div. I Games:**

Hartford

RPI	S	Opponent	Score	
329	H	UMass Lowell	3	0
329	N	UMass Lowell	3	0

Hartford

H  
a  
r  
t  
f  
o  
r  
d

H  
a  
r  
t  
f  
o  
r  
d

Average RPI Win: 245		WON-LOST RECORD		WINNING PCT. RANK		LAST 10 GAMES		STRENGTH OF SCHEDULE		OPP. STRENGTH OF SCHEDULE		TEAM RPI		ADJ RPI		CONF. RPI		ADJ CONF. RPI	
Average RPI Loss: 177																			
DIV. I ONLY		7- 22		.24138 292		1- 9		282		216		296		.34681 293		23		22	
DIV. I NON-CONF.		5- 10		.33333 248		0- 0		243		235		263		.39649 268		16		16	
TOTALS		RPI 1-25		RPI 26-50		W-L RECORDS		RPI 51-100		RPI 101-150		RPI 150+							
7- 22		0- 1		0- 1		OVERALL		0- 2		1- 7		6- 11							
2- 8		0- 0		0- 0		HOME		0- 0		1- 3		1- 5							
2- 9		0- 1		0- 0		AWAY		0- 0		0- 4		2- 4							
3- 5		0- 0		0- 1		NEUTRAL		0- 2		0- 0		3- 2							
5- 10		0- 1		0- 1		NON-CONFERENCE		0- 2		0- 0		5- 6							
0- 3		0- 0		0- 0		HOME		0- 0		0- 0		0- 3							
2- 2		0- 1		0- 0		AWAY		0- 0		0- 0		2- 1							
3- 5		0- 0		0- 1		NEUTRAL		0- 2		0- 0		3- 2							
2- 12		0- 0		0- 0		CONFERENCE		0- 0		1- 7		1- 5							
2- 5		0- 0		0- 0		HOME		0- 0		1- 3		1- 2							
0- 7		0- 0		0- 0		AWAY		0- 0		0- 4		0- 3							
0- 0		0- 0		0- 0		NEUTRAL		0- 0		0- 0		0- 0							
RPI S	Opponent	Score		RPI S	Opponent	Score		RPI S	Opponent	Score		RPI S	Opponent	Score					
19 A	Oklahoma	0	3	37 N	Tulsa	0	3	53 N	Miami (FL)	0	3	109 A	IUPUI	0	3				
								84 N	LIU Brooklyn	0	3	109 H	IUPUI	0	3				
												130 A	South Dakota	0	3				
												130 H	South Dakota	3	2				
												141 A	Denver	0	3				
												141 H	Denver	0	3				
												144 A	IPFW	1	3				
												144 H	IPFW	1	3				
												205 A	Houston Baptist	3	1				
												206 N	La.-Lafayette	0	3				
												223 H	Bradley	1	3				
												224 A	North Dakota St.	0	3				
												224 H	North Dakota St.	3	0				
												243 A	Western Ill.	0	3				
												243 H	Western Ill.	0	3				
												253 H	SIU Edwardsville	0	3				
												257 N	Stetson	3	0				
												264 A	Southeastern La.	1	3				
												276 A	South Dakota St.	1	3				
												276 H	South Dakota St.	1	3				
												278 N	Tex.-Pan American	0	3				
												279 N	Louisiana Tech	3	2				
												299 H	Southern Utah	2	3				
												303 A	Drake	3	0				
												316 N	Southern U.	3	0				
LAST 10 GAMES																			
				141 H	Denver	0	3	109 H	IUPUI	0	3	299 H	Southern Utah	2	3				
				130 H	South Dakota	3	2	243 A	Western Ill.	0	3	303 A	Drake	3	0				
				224 A	North Dakota St.	0	3	130 A	South Dakota	0	3	316 N	Southern U.	3	0				
				276 A	South Dakota St.	1	3	141 A	Denver	0	3								
				144 H	IPFW	1	3	276 H	South Dakota St.	1	3								

Non-Div. I Games:

Neb. Omaha

Average RPI Win:		301	WON-LOST RECORD		WINNING PCT. RANK		LAST 10 GAMES		STRENGTH OF SCHEDULE		OPP. STRENGTH OF SCHEDULE		TEAM RPI		ADJ RPI		CONF. RPI		ADJ CONF. RPI				
DIV. I ONLY			5- 21	.192	31	301	0- 10		239		269		295		.343	07	294	20	20				
DIV. I NON-CONF.			3- 7	.3		263	0- 0		229		300		282		.384	32	286	23	23				
TOTALS		RPI 1-25		RPI 26-50			W-L RECORDS			RPI 51-100			RPI 101-150			RPI 150+							
5- 21		0- 0		0- 2			OVERALL			0- 3			0- 2			5- 14							
2- 7		0- 0		0- 1			HOME			0- 1			0- 1			2- 4							
0- 10		0- 0		0- 1			AWAY			0- 2			0- 1			0- 6							
3- 4		0- 0		0- 0			NEUTRAL			0- 0			0- 0			3- 4							
3- 7		0- 0		0- 1			NON-CONFERENCE			0- 1			0- 0			3- 5							
0- 0		0- 0		0- 0			HOME			0- 0			0- 0			0- 0							
0- 3		0- 0		0- 1			AWAY			0- 1			0- 0			0- 1							
3- 4		0- 0		0- 0			NEUTRAL			0- 0			0- 0			3- 4							
2- 14		0- 0		0- 1			CONFERENCE			0- 2			0- 2			2- 9							
2- 7		0- 0		0- 1			HOME			0- 1			0- 1			2- 4							
0- 7		0- 0		0- 0			AWAY			0- 1			0- 1			0- 5							
0- 0		0- 0		0- 0			NEUTRAL			0- 0			0- 0			0- 0							
RPI	S	Opponent			Score		RPI	S	Opponent			Score		RPI	S	Opponent			Score				
41	A	Alabama			0	3	54	A	Tulane			2	3	126	A	A&M-Corpus Christi			0	3			
46	H	Central Ark.			0	3	96	H	Oral Roberts			0	3	126	H	A&M-Corpus Christi			0	3			
													98	A	Northwestern St.			1	3				
																		160	A	Sam Houston St.		1	3
																		160	H	Sam Houston St.		0	3
																		170	N	Arkansas St.		0	3
																		182	A	Stephen F. Austin		2	3
																		192	N	South Ala.		1	3
																		196	N	Houston		0	3
																		205	A	Houston Baptist		2	3
																		205	H	Houston Baptist		0	3
																		206	A	La.-Lafayette		1	3
																		249	A	Lamar		1	3
																		249	H	Lamar		0	3
																		264	H	Southeastern La.		3	1
																		265	A	McNeese St.		0	3
																		265	H	McNeese St.		1	3
																		283	N	Rider		0	3
																		291	N	UT Martin		3	2
																		298	H	New Orleans		3	0
																		321	N	Mississippi Val.		3	0
																		332	N	Alcorn		3	0
LAST 10 GAMES																							
265 H McNeese St.						1	3	265 A McNeese St.						0	3								
160 A Sam Houston St.						1	3	46 H Central Ark.						0	3								
249 A Lamar						1	3	96 H Oral Roberts						0	3								
205 A Houston Baptist						2	3	126 H A&M-Corpus Christi						0	3								
126 A A&M-Corpus Christi						0	3	98 A Northwestern St.						1	3								

Non-Div. I Games:	Incarnate Word	1	3	Abilene Christian	0	3
-------------------	----------------	---	---	-------------------	---	---

Nicholls St.



[illegible]

**Non-Div. I Games:**

Wright St.

Average RPI Win:		298	WON-LOST RECORD		WINNING PCT. RANK		LAST 10 GAMES		STRENGTH OF SCHEDULE		OPP. STRENGTH OF SCHEDULE		TEAM RPI		ADJ RPI		CONF. RPI		ADJ CONF. RPI		
Average RPI Loss:		192																			
DIV. I ONLY			5- 21	.19231	301	0- 10		255		283		298		.33525	297	24		26			
DIV. I NON-CONF.			4- 6	.4	218	0- 0		277		305		277		.39921	266	26		25			
TOTALS		RPI 1-25		RPI 26-50		W-L RECORDS		RPI 51-100		RPI 101-150		RPI 150+									
5- 21		0- 0		0- 0		OVERALL		0- 3		0- 1		5- 17									
0- 8		0- 0		0- 0		HOME		0- 1		0- 0		0- 7									
1- 10		0- 0		0- 0		AWAY		0- 1		0- 0		1- 9									
4- 3		0- 0		0- 0		NEUTRAL		0- 1		0- 1		4- 1									
4- 6		0- 0		0- 0		NON-CONFERENCE		0- 1		0- 1		4- 4									
0- 0		0- 0		0- 0		HOME		0- 0		0- 0		0- 0									
0- 3		0- 0		0- 0		AWAY		0- 0		0- 0		0- 3									
4- 3		0- 0		0- 0		NEUTRAL		0- 1		0- 1		4- 1									
1- 15		0- 0		0- 0		CONFERENCE		0- 2		0- 0		1- 13									
0- 8		0- 0		0- 0		HOME		0- 1		0- 0		0- 7									
1- 7		0- 0		0- 0		AWAY		0- 1		0- 0		1- 6									
0- 0		0- 0		0- 0		NEUTRAL		0- 0		0- 0		0- 0									
RPI	S	Opponent		Score		RPI	S	Opponent		Score		RPI	S	Opponent		Score					
								77	N	Milwaukee	1	3			108	N	Samford	0	3		
								97	A	Morehead St.	0	3			168	H	Southeast Mo. St.	1	3		
								97	H	Morehead St.	0	3			176	A	Belmont	1	3		
														176	H	Belmont	0	3			
														184	A	Eastern Ky.	0	3			
														184	H	Eastern Ky.	0	3			
														186	A	Eastern Ill.	0	3			
														197	N	Coastal Caro.	1	3			
														207	H	Austin Peay	1	3			
														211	A	Kennesaw St.	2	3			
														236	H	Murray St.	2	3			
														237	A	Jacksonville St.	0	3			
														237	H	Jacksonville St.	0	3			
														246	A	Winthrop	0	3			
														252	A	Tennessee St.	0	3			
														252	H	Tennessee St.	0	3			
														253	A	SIU Edwardsville	0	3			
														259	A	Akron	0	3			
														262	N	Stony Brook	3	2			
														289	N	Fordham	3	1			
														291	A	UT Martin	3	2			
														315	N	Niagara	3	0			
														331	N	Savannah St.	3	0			
LAST 10 GAMES																					
						168	H	Southeast Mo. St.	1	3	97	H	Morehead St.	0	3	331	N	Savannah St.	3	0	
						237	H	Jacksonville St.	0	3	176	A	Belmont	1	3						
						186	A	Eastern Ill.	0	3	252	A	Tennessee St.	0	3						
						253	A	SIU Edwardsville	0	3	97	A	Morehead St.	0	3						
						184	H	Eastern Ky.	0	3	184	A	Eastern Ky.	0	3						

Non-Div. I Games:

Tennessee Tech

Average RPI Win: 327		WON-LOST RECORD		WINNING PCT. RANK		LAST 10 GAMES		STRENGTH OF SCHEDULE		OPP. STRENGTH OF SCHEDULE		TEAM RPI		ADJ RPI		CONF. RPI		ADJ CONF. RPI	
DIV. I ONLY		3- 26		.10345 321		0- 8		150		255		294		.3348 298		20		20	
DIV. I NON-CONF.		3- 9		.25 278		0- 0		166		278		259		.39845 267		23		23	
TOTALS		RPI 1-25		RPI 26-50		W-L RECORDS		RPI 51-100		RPI 101-150		RPI 150+							
3- 26		0- 2		0- 2		OVERALL		0- 7		0- 1		3- 14							
1- 8		0- 0		0- 1		HOME		0- 3		0- 1		1- 3							
0- 13		0- 1		0- 1		AWAY		0- 2		0- 0		0- 9							
2- 5		0- 1		0- 0		NEUTRAL		0- 2		0- 0		2- 2							
3- 9		0- 2		0- 0		NON-CONFERENCE		0- 3		0- 0		3- 4							
1- 1		0- 0		0- 0		HOME		0- 1		0- 0		1- 0							
0- 4		0- 1		0- 0		AWAY		0- 0		0- 0		0- 3							
2- 4		0- 1		0- 0		NEUTRAL		0- 2		0- 0		2- 1							
0- 17		0- 0		0- 2		CONFERENCE		0- 4		0- 1		0- 10							
0- 7		0- 0		0- 1		HOME		0- 2		0- 1		0- 3							
0- 9		0- 0		0- 1		AWAY		0- 2		0- 0		0- 6							
0- 1		0- 0		0- 0		NEUTRAL		0- 0		0- 0		0- 1							
RPI S	Opponent	Score		RPI S	Opponent	Score		RPI S	Opponent	Score		RPI S	Opponent	Score					
4 A	Florida	0	3	46 A	Central Ark.	0	3	54 H	Tulane	0	3	126 H	A&M-Corpus Christi	1	3				
14 N	Duke	0	3	46 H	Central Ark.	0	3	84 N	LIU Brooklyn	0	3	160 A	Sam Houston St.	0	3				
								95 N	Western Mich.	0	3	179 A	Southern Miss.	0	3				
								96 A	Oral Roberts	0	3	182 A	Stephen F. Austin	0	3				
								96 H	Oral Roberts	0	3	182 H	Stephen F. Austin	1	3				
								98 A	Northwestern St.	0	3	205 H	Houston Baptist	0	3				
								98 H	Northwestern St.	1	3	237 N	Jacksonville St.	0	3				
												249 A	Lamar	1	3				
												264 A	Southeastern La.	0	3				
												264 H	Southeastern La.	1	3				
												265 A	McNeese St.	1	3				
												265 N	McNeese St.	0	3				
												275 A	Alabama St.	1	3				
												279 A	Louisiana Tech	2	3				
												294 A	Nicholls St.	0	3				
												319 N	Ark.-Pine Bluff	3	0				
												331 N	Savannah St.	3	1				
												332 H	Alcorn	3	0				
LAST 10 GAMES				LAST 10 GAMES				LAST 10 GAMES				LAST 10 GAMES							
				96 A	Oral Roberts	0	3	249 A	Lamar	1	3								
				46 A	Central Ark.	0	3	160 A	Sam Houston St.	0	3								
				182 H	Stephen F. Austin	1	3	264 H	Southeastern La.	1	3								
				98 H	Northwestern St.	1	3	205 H	Houston Baptist	0	3								
				264 A	Southeastern La.	0	3	126 H	A&M-Corpus Christi	1	3								

Non-Div. I Games: Abilene Christian 0 3 Incarnate Word 1 3

New Orleans



Average RPI Win:	266	WON-LOST	WINNING	LAST 10	STRENGTH OF	OPP. STRENGTH	TEAM	ADJ	CONF.	ADJ CONF.				
Average RPI Loss:	171	RECORD	PCT. RANK	GAMES	SCHEDULE	OF SCHEDULE	RPI	RPI	RPI	RPI				
DIV. I ONLY	4- 27	.12903	315	2- 8	215	238	300	.32995	299	25	25			
DIV. I NON-CONF.	1- 10	.09091	305	0- 1	138	224	288	.37834	290	20	18			
<hr/>														
TOTALS	RPI 1-25	RPI 26-50		W-L RECORDS	RPI 51-100		RPI 101-150		RPI 150+					
4- 27	0- 0	0- 0		OVERALL	0- 5		0- 6		4- 16					
3- 8	0- 0	0- 0		HOME	0- 1		0- 3		3- 4					
1- 13	0- 0	0- 0		AWAY	0- 2		0- 2		1- 9					
0- 6	0- 0	0- 0		NEUTRAL	0- 2		0- 1		0- 3					
<hr/>														
1- 10	0- 0	0- 0		NON-CONFERENCE	0- 3		0- 2		1- 5					
0- 1	0- 0	0- 0		HOME	0- 0		0- 1		0- 0					
1- 3	0- 0	0- 0		AWAY	0- 1		0- 0		1- 2					
0- 6	0- 0	0- 0		NEUTRAL	0- 2		0- 1		0- 3					
<hr/>														
3- 17	0- 0	0- 0		CONFERENCE	0- 2		0- 4		3- 11					
3- 7	0- 0	0- 0		HOME	0- 1		0- 2		3- 4					
0- 10	0- 0	0- 0		AWAY	0- 1		0- 2		0- 7					
0- 0	0- 0	0- 0		NEUTRAL	0- 0		0- 0		0- 0					
<hr/>														
RPI S	Opponent	Score	RPI S	Opponent	Score	RPI S	Opponent	Score	RPI S	Opponent	Score			
						73 N	Ga. Southern	0 3	101 A	Idaho St.	0 3			
						75 N	Northern Ill.	2 3	101 H	Idaho St.	0 3			
						83 A	Portland St.	0 3	112 A	North Dakota	0 3			
						83 H	Portland St.	0 3	112 H	North Dakota	0 3			
						93 A	New Mexico St.	1 3	124 N	UALR	2 3			
						131 H	UNLV	1 3						
						165 A	Utah Valley	0 3						
						180 A	Northern Ariz.	0 3						
						180 H	Northern Ariz.	3 2						
						181 A	Northern Colo.	0 3						
						181 H	Northern Colo.	0 3						
						192 A	South Ala.	0 3						
						195 A	Montana	0 3						
						195 H	Montana	0 3						
						223 N	Bradley	0 3						
						229 A	Sacramento St.	0 3						
						229 H	Sacramento St.	1 3						
						230 A	Eastern Wash.	1 3						
						230 H	Eastern Wash.	1 3						
						252 N	Tennessee St.	1 3						
						253 N	SIU Edwardsville	1 3						
						286 A	Montana St.	1 3						
									LAST 10 GAMES			286 H	Montana St.	3 1
												293 A	Neb. Omaha	3 2
												304 A	Weber St.	2 3
304 H	Weber St.	3 1												
112 A	North Dakota	0 3	83 A	Portland St.	0 3									
181 A	Northern Colo.	0 3	180 H	Northern Ariz.	3 2									
195 H	Montana	0 3	229 H	Sacramento St.	1 3									
286 H	Montana St.	3 1	165 A	Utah Valley	0 3									
230 A	Eastern Wash.	1 3	304 A	Weber St.	2 3									

Non-Div. I Games:

Southern Utah

Average RPI Win: 309		WON-LOST RECORD		WINNING PCT. RANK		LAST 10 GAMES		STRENGTH OF SCHEDULE		OPP. STRENGTH OF SCHEDULE		TEAM RPI		ADJ RPI		CONF. RPI		ADJ CONF. RPI		
Average RPI Loss: 187																				
DIV. I ONLY		9- 22		.29032 274		5- 5		306		284		303		.3294 300		30		30		
DIV. I NON-CONF.		1- 15		.0625 313		0- 1		307		186		326		.28819 325		30		30		
TOTALS		RPI 1-25		RPI 26-50		W-L RECORDS		RPI 51-100		RPI 101-150		RPI 150+								
9- 22		0- 0		0- 0		OVERALL		0- 6		0- 2		9- 14								
4- 8		0- 0		0- 0		HOME		0- 3		0- 0		4- 5								
5- 8		0- 0		0- 0		AWAY		0- 3		0- 2		5- 3								
0- 6		0- 0		0- 0		NEUTRAL		0- 0		0- 0		0- 6								
1- 15		0- 0		0- 0		NON-CONFERENCE		0- 3		0- 2		1- 10								
0- 5		0- 0		0- 0		HOME		0- 2		0- 0		0- 3								
1- 4		0- 0		0- 0		AWAY		0- 1		0- 2		1- 1								
0- 6		0- 0		0- 0		NEUTRAL		0- 0		0- 0		0- 6								
8- 7		0- 0		0- 0		CONFERENCE		0- 3		0- 0		8- 4								
4- 3		0- 0		0- 0		HOME		0- 1		0- 0		4- 2								
4- 4		0- 0		0- 0		AWAY		0- 2		0- 0		4- 2								
0- 0		0- 0		0- 0		NEUTRAL		0- 0		0- 0		0- 0								
RPI S	Opponent	Score	RPI S	Opponent	Score	RPI S	Opponent	Score	RPI S	Opponent	Score	RPI S	Opponent	Score	RPI S	Opponent	Score	RPI S	Opponent	Score

Non-Div. I Games:

Robert Morris

Average RPI Win:	320	WON-LOST	WINNING	LAST 10	STRENGTH OF	OPP. STRENGTH	TEAM	ADJ	CONF.	ADJ CONF.			
Average RPI Loss:	188	RECORD	PCT. RANK	GAMES	SCHEDULE	OF SCHEDULE	RPI	RPI	RPI	RPI			
DIV. I ONLY	5- 22	.18519	304	3- 7	244	298	299	.32898	301	30	30		
DIV. I NON-CONF.	0- 13	0	318	0- 0	103	205	296	.35739	297	30	30		
<hr/>													
TOTALS	RPI 1-25	RPI 26-50		W-L RECORDS	RPI 51-100		RPI 101-150		RPI 150+				
5- 22	0- 1	0- 0		OVERALL	0- 4		0- 2		5- 15				
3- 7	0- 0	0- 0		HOME	0- 1		0- 0		3- 6				
2- 8	0- 0	0- 0		AWAY	0- 2		0- 0		2- 6				
0- 7	0- 1	0- 0		NEUTRAL	0- 1		0- 2		0- 3				
<hr/>													
0- 13	0- 1	0- 0		NON-CONFERENCE	0- 2		0- 2		0- 8				
0- 3	0- 0	0- 0		HOME	0- 0		0- 0		0- 3				
0- 3	0- 0	0- 0		AWAY	0- 1		0- 0		0- 2				
0- 7	0- 1	0- 0		NEUTRAL	0- 1		0- 2		0- 3				
<hr/>													
5- 9	0- 0	0- 0		CONFERENCE	0- 2		0- 0		5- 7				
3- 4	0- 0	0- 0		HOME	0- 1		0- 0		3- 3				
2- 5	0- 0	0- 0		AWAY	0- 1		0- 0		2- 4				
0- 0	0- 0	0- 0		NEUTRAL	0- 0		0- 0		0- 0				
<hr/>													
RPI S	Opponent	Score	RPI S	Opponent	Score	RPI S	Opponent	Score	RPI S	Opponent	Score		
22 N	Michigan St.	0 3				54 N	Tulane	0 3	106 N	Toledo	0 3		
						66 A	Virginia Tech	0 3	115 N	Pacific	0 3		
						84 A	LIU Brooklyn	0 3	184 H	Eastern Ky.	1 3		
						84 H	LIU Brooklyn	0 3	193 A	Youngstown St.	1 3		
									193 H	Youngstown St.	0 3		
									202 A	Central Conn. St.	1 3		
									202 H	Central Conn. St.	0 3		
									220 N	Towson	0 3		
									228 A	UMBC	0 3		
									245 N	Howard	1 3		
									250 N	Coppin St.	2 3		
									259 H	Akron	1 3		
									261 A	Sacred Heart	0 3		
									261 H	Sacred Heart	0 3		
									300 A	Robert Morris	1 3		
									300 H	Robert Morris	0 3		
									312 A	Bryant	2 3		
									312 H	Bryant	3 2		
									320 A	St. Francis Brooklyn	3 1		
									320 H	St. Francis Brooklyn	3 1		
									324 A	Fairleigh Dickinson	3 2		
									324 H	Fairleigh Dickinson	3 1		
<hr/>													
LAST 10 GAMES													
261 H Sacred Heart					0	3	202 H Central Conn. St.					0	3
324 H Fairleigh Dickinson					3	1	312 H Bryant					3	2
320 A St. Francis Brooklyn					3	1	300 H Robert Morris					0	3
84 A LIU Brooklyn					0	3	202 A Central Conn. St.					1	3
300 A Robert Morris					1	3	312 A Bryant					2	3

**Non-Div. I Games:**

Saint Francis (PA)

Average RPI Win: 294		WON-LOST RECORD		WINNING PCT. RANK		LAST 10 GAMES		STRENGTH OF SCHEDULE		OPP. STRENGTH OF SCHEDULE		TEAM RPI		ADJ RPI		CONF. RPI		ADJ CONF. RPI	
DIV. I ONLY		7- 15		.31818 265		5- 5		304		323		308		.32871 302		32		31	
DIV. I NON-CONF.		7- 15		.31818 256		5- 5		294		328		302		.32871 311		32		33	
TOTALS		RPI 1-25		RPI 26-50		W-L RECORDS		RPI 51-100		RPI 101-150		RPI 150+							
7- 15		0- 0		0- 0		OVERALL		0- 1		0- 1		7- 13							
3- 4		0- 0		0- 0		HOME		0- 1		0- 0		3- 3							
3- 6		0- 0		0- 0		AWAY		0- 0		0- 1		3- 5							
1- 5		0- 0		0- 0		NEUTRAL		0- 0		0- 0		1- 5							
7- 15		0- 0		0- 0		NON-CONFERENCE		0- 1		0- 1		7- 13							
3- 4		0- 0		0- 0		HOME		0- 1		0- 0		3- 3							
3- 6		0- 0		0- 0		AWAY		0- 0		0- 1		3- 5							
1- 5		0- 0		0- 0		NEUTRAL		0- 0		0- 0		1- 5							
0- 0		0- 0		0- 0		CONFERENCE		0- 0		0- 0		0- 0							
0- 0		0- 0		0- 0		HOME		0- 0		0- 0		0- 0							
0- 0		0- 0		0- 0		AWAY		0- 0		0- 0		0- 0							
0- 0		0- 0		0- 0		NEUTRAL		0- 0		0- 0		0- 0							
RPI	S	Opponent		Score		RPI	S	Opponent		Score		RPI	S	Opponent		Score			
								79	H	Seton Hall	1 3	140	A	Lehigh		0 3			
												183	H	Temple		2 3			
												202	A	Central Conn. St.		1 3			
												222	H	Iona		0 3			
												228	A	UMBC		0 3			
												235	A	Manhattan		3 2			
												245	N	Howard		0 3			
												245	N	Howard		1 3			
												250	A	Coppin St.		1 3			
												256	N	Loyola Maryland		3 1			
												271	H	Lafayette		3 2			
												283	N	Rider		0 3			
												289	N	Fordham		0 3			
												292	N	Hartford		1 3			
												320	A	St. Francis Brooklyn		0 3			
												320	H	St. Francis Brooklyn		3 0			
												323	A	La Salle		3 0			
												324	A	Fairleigh Dickinson		2 3			
												324	H	Fairleigh Dickinson		1 3			
												325	A	Saint Peter's		3 0			
												325	H	Saint Peter's		3 0			
LAST 10 GAMES																			
						222	H	Iona		0 3	235	A	Manhattan		3 2				
						250	A	Coppin St.		1 3	325	A	Saint Peter's		3 0				
						324	H	Fairleigh Dickinson		1 3	271	H	Lafayette		3 2				
						79	H	Seton Hall		1 3	320	H	St. Francis Brooklyn		3 0				
						140	A	Lehigh		0 3	323	A	La Salle		3 0				

Non-Div. I Games:

NJIT

Average RPI Win: 265		WON-LOST RECORD		WINNING PCT. RANK		LAST 10 GAMES		STRENGTH OF SCHEDULE		OPP. STRENGTH OF SCHEDULE		TEAM RPI		ADJ RPI		CONF. RPI		ADJ CONF. RPI	
DIV. I ONLY		2- 28		.06667 325		0- 10		185		177		304		.32772 303		12		13	
DIV. I NON-CONF.		2- 10		.16667 290		0- 0		260		258		310		.34735 306		11		12	
TOTALS		RPI 1-25		RPI 26-50		W-L RECORDS		RPI 51-100		RPI 101-150		RPI 150+							
2- 28		0- 0		0- 2		OVERALL		0- 7		0- 5		2- 14							
0- 13		0- 0		0- 1		HOME		0- 3		0- 1		0- 8							
0- 11		0- 0		0- 1		AWAY		0- 3		0- 3		0- 4							
2- 4		0- 0		0- 0		NEUTRAL		0- 1		0- 1		2- 2							
2- 10		0- 0		0- 0		NON-CONFERENCE		0- 1		0- 3		2- 6							
0- 4		0- 0		0- 0		HOME		0- 0		0- 0		0- 4							
0- 2		0- 0		0- 0		AWAY		0- 0		0- 2		0- 0							
2- 4		0- 0		0- 0		NEUTRAL		0- 1		0- 1		2- 2							
0- 18		0- 0		0- 2		CONFERENCE		0- 6		0- 2		0- 8							
0- 9		0- 0		0- 1		HOME		0- 3		0- 1		0- 4							
0- 9		0- 0		0- 1		AWAY		0- 3		0- 1		0- 4							
0- 0		0- 0		0- 0		NEUTRAL		0- 0		0- 0		0- 0							
RPI	S	Opponent		Score	RPI	S	Opponent		Score	RPI	S	Opponent		Score					
		38 A Wichita St.		0 3			61 A UNI		0 3			105 A Southern Ill.		0 3					
		38 H Wichita St.		0 3			61 H UNI		0 3			105 H Southern Ill.		0 3					
							64 N Ball St.		0 3			119 A Iowa		1 3					
							70 A Missouri St.		0 3			137 A Wyoming		0 3					
							70 H Missouri St.		0 3			139 N Idaho		1 3					
							91 A Illinois St.		0 3			158 H DePaul		2 3					
							91 H Illinois St.		0 3			172 A Loyola Chicago		0 3					
												172 H Loyola Chicago		0 3					
												186 H Eastern Ill.		0 3					
												223 A Bradley		0 3					
												223 H Bradley		2 3					
												241 A Evansville		0 3					
												241 H Evansville		0 3					
												243 N Western Ill.		3 2					
												244 A Indiana St.		0 3					
												244 H Indiana St.		0 3					
												257 N Stetson		1 3					
												266 N Ill.-Chicago		1 3					
												276 H South Dakota St.		2 3					
												286 N Montana St.		3 1					
												293 H Neb. Omaha		0 3					
LAST 10 GAMES																			
		223 H Bradley		2 3			105 H Southern Ill.		0 3										
		172 H Loyola Chicago		0 3			61 H UNI		0 3										
		91 A Illinois St.		0 3			70 A Missouri St.		0 3										
		244 A Indiana St.		0 3			38 A Wichita St.		0 3										
		241 H Evansville		0 3			91 H Illinois St.		0 3										

Non-Div. I Games:

Drake

Average RPI Win: 252		WON-LOST	WINNING	LAST 10	STRENGTH OF		OPP. STRENGTH	TEAM	ADJ	CONF.	ADJ CONF.
Average RPI Loss: 176		RECORD	PCT. RANK	GAMES	SCHEDULE		OF SCHEDULE	RPI	RPI	RPI	RPI
DIV. I ONLY		7- 27	.20588	297	280		222	301	.32592	304	25
DIV. I NON-CONF.		4- 10	.28571	268	276		206	289	.37321	292	20
TOTALS		RPI 1-25	RPI 26-50		W-L RECORDS		RPI 51-100		RPI 101-150		RPI 150+
7- 27	0- 0		0- 1		OVERALL		0- 4		0- 5		7- 17
5- 11	0- 0		0- 0		HOME		0- 2		0- 2		5- 7
1- 11	0- 0		0- 0		AWAY		0- 1		0- 2		1- 8
1- 5	0- 0		0- 1		NEUTRAL		0- 1		0- 1		1- 2
4- 10	0- 0		0- 1		NON-CONFERENCE		0- 2		0- 1		4- 6
3- 3	0- 0		0- 0		HOME		0- 1		0- 0		3- 2
0- 2	0- 0		0- 0		AWAY		0- 0		0- 0		0- 2
1- 5	0- 0		0- 1		NEUTRAL		0- 1		0- 1		1- 2
3- 17	0- 0		0- 0		CONFERENCE		0- 2		0- 4		3- 11
2- 8	0- 0		0- 0		HOME		0- 1		0- 2		2- 5
1- 9	0- 0		0- 0		AWAY		0- 1		0- 2		1- 6
0- 0	0- 0		0- 0		NEUTRAL		0- 0		0- 0		0- 0
RPI S	Opponent	Score	RPI S	Opponent	Score	RPI S	Opponent	Score	RPI S	Opponent	Score
			30 N	American	0 3	81 H	Utah St.	0 3	101 A	Idaho St.	0 3
						83 A	Portland St.	0 3	101 H	Idaho St.	2 3
						83 H	Portland St.	1 3	112 A	North Dakota	0 3
						91 N	Illinois St.	0 3	112 H	North Dakota	1 3
									149 N	UC Davis	0 3
									165 H	Utah Valley	0 3
									171 A	Penn	2 3
									180 A	Northern Ariz.	0 3
									180 H	Northern Ariz.	0 3
									181 A	Northern Colo.	3 2
									181 H	Northern Colo.	3 2
									183 N	Temple	1 3
									195 A	Montana	0 3
									195 H	Montana	1 3
									209 H	Texas Tech	1 3
									216 H	Seattle	3 0
									229 A	Sacramento St.	0 3
									229 H	Sacramento St.	2 3
									230 A	Eastern Wash.	0 3
									230 H	Eastern Wash.	1 3
									273 A	Nevada	0 3
									274 H	Grand Canyon	3 2
									274 N	Grand Canyon	2 3
									286 A	Montana St.	0 3
									286 H	Montana St.	0 3
									287 H	UC Riverside	3 2
									299 A	Southern Utah	1 3
LAST 10 GAMES			230 H	Eastern Wash.	1 3	286 A	Montana St.	0 3			
			83 H	Portland St.	1 3	112 H	North Dakota	1 3			
			229 A	Sacramento St.	0 3	181 H	Northern Colo.	3 2			
			101 A	Idaho St.	0 3	299 H	Southern Utah	3 2			
			195 A	Montana	0 3	180 H	Northern Ariz.	0 3			

Non-Div. I Games:

Weber St.

RPI	S	Opponent	Score	
299	H	Southern Utah	3	2
323	N	La Salle	3	0

Weber St.

W  
e  
b  
e  
r  
s  
t  
.

W  
e  
b  
e  
r  
s  
t  
.

Average RPI Win: 318		WON-LOST RECORD	WINNING PCT. RANK	LAST 10 GAMES	STRENGTH OF SCHEDULE	OPP. STRENGTH OF SCHEDULE	TEAM RPI	ADJ RPI	CONF. RPI	ADJ CONF. RPI					
Average RPI Loss: 185															
DIV. I ONLY		5- 28	.15152 313	0- 10	237	290	305	.32372 305	18	18					
DIV. I NON-CONF.		5- 12	.29412 266	0- 1	284	314	299	.35279 304	24	26					
<hr/>															
TOTALS		RPI 1-25		RPI 26-50		W-L RECORDS		RPI 51-100		RPI 101-150		RPI 150+			
5- 28		0- 0		0- 0		OVERALL		0- 3		0- 4		5- 21			
3- 12		0- 0		0- 0		HOME		0- 1		0- 1		3- 10			
1- 11		0- 0		0- 0		AWAY		0- 1		0- 2		1- 8			
1- 5		0- 0		0- 0		NEUTRAL		0- 1		0- 1		1- 3			
5- 12		0- 0		0- 0		NON-CONFERENCE		0- 1		0- 2		5- 9			
3- 4		0- 0		0- 0		HOME		0- 0		0- 0		3- 4			
1- 3		0- 0		0- 0		AWAY		0- 0		0- 1		1- 2			
1- 5		0- 0		0- 0		NEUTRAL		0- 1		0- 1		1- 3			
0- 16		0- 0		0- 0		CONFERENCE		0- 2		0- 2		0- 12			
0- 8		0- 0		0- 0		HOME		0- 1		0- 1		0- 6			
0- 8		0- 0		0- 0		AWAY		0- 1		0- 1		0- 6			
0- 0		0- 0		0- 0		NEUTRAL		0- 0		0- 0		0- 0			
RPI	S	Opponent	Score	RPI	S	Opponent	Score	RPI	S	Opponent	Score	RPI	S	Opponent	Score
								64	N	Ball St.	0 3	108	H	Samford	0 3
								73	A	Ga. Southern	0 3	123	A	Furman	0 3
								73	H	Ga. Southern	0 3	135	A	South Fla.	0 3
												145	N	UNC Wilmington	0 3
												153	A	Appalachian St.	0 3
												153	H	Appalachian St.	0 3
												155	H	Radford	0 3
												158	H	DePaul	0 3
												166	A	UNC Greensboro	0 3
												166	H	UNC Greensboro	1 3
												172	N	Loyola Chicago	0 3
												194	A	Davidson	0 3
												207	N	Austin Peay	0 3
												208	A	Western Caro.	0 3
												208	H	Western Caro.	0 3
												214	A	Elon	0 3
												214	H	Elon	2 3
												232	A	East Carolina	0 3
												246	A	Winthrop	1 3
												246	H	Winthrop	0 3
												258	A	Wofford	0 3
												258	H	Wofford	0 3
												263	N	Morgan St.	2 3
												277	H	Gardner-Webb	3 1
												290	H	Chattanooga	1 3
												308	H	Charleston So.	1 3
												322	H	South Carolina St.	3 0
				LAST 10 GAMES											

Non-Div. I Games:

Citadel



RPI	S	Opponent	Score	
328	N	Bethune-Cookman	3	0
331	A	Savannah St.	3	0
331	H	Savannah St.	3	0

Citadel

C  
i  
t  
a  
d  
e  
l

C  
i  
t  
a  
d  
e  
l

Average RPI Win: 270		WON-LOST	WINNING	LAST 10	STRENGTH OF		OPP. STRENGTH	TEAM	ADJ	CONF.	ADJ CONF.
Average RPI Loss: 190		RECORD	PCT. RANK	GAMES	SCHEDULE		OF SCHEDULE	RPI	RPI	RPI	RPI
DIV. I ONLY		5- 23	.17857	306	3- 7		268	252	306	.32223	306
DIV. I NON-CONF.		1- 9	.1	302	1- 0		309	280	327	.28879	324
TOTALS		RPI 1-25	RPI 26-50		W-L RECORDS		RPI 51-100		RPI 101-150		RPI 150+
5- 23	0- 0	0- 0		OVERALL		0- 6		0- 0		5- 17	
4- 8	0- 0	0- 0		HOME		0- 3		0- 0		4- 5	
1- 11	0- 0	0- 0		AWAY		0- 3		0- 0		1- 8	
0- 4	0- 0	0- 0		NEUTRAL		0- 0		0- 0		0- 4	
1- 9	0- 0	0- 0		NON-CONFERENCE		0- 0		0- 0		1- 9	
1- 2	0- 0	0- 0		HOME		0- 0		0- 0		1- 2	
0- 3	0- 0	0- 0		AWAY		0- 0		0- 0		0- 3	
0- 4	0- 0	0- 0		NEUTRAL		0- 0		0- 0		0- 4	
4- 14	0- 0	0- 0		CONFERENCE		0- 6		0- 0		4- 8	
3- 6	0- 0	0- 0		HOME		0- 3		0- 0		3- 3	
1- 8	0- 0	0- 0		AWAY		0- 3		0- 0		1- 5	
0- 0	0- 0	0- 0		NEUTRAL		0- 0		0- 0		0- 0	
RPI S	Opponent	Score	RPI S	Opponent	Score	RPI S	Opponent	Score	RPI S	Opponent	Score
						69 A Lipscomb	0	3	161 A FGCU	1	3
						69 H Lipscomb	1	3	161 H FGCU	2	3
						76 A East Tenn. St.	0	3	200 N Central Mich.	0	3
						76 H East Tenn. St.	0	3	203 A Hofstra	1	3
						86 A Jacksonville	0	3	208 A Western Caro.	1	3
						86 H Jacksonville	1	3	211 A Kennesaw St.	0	3
									211 H Kennesaw St.	3	0
									231 N Boston College	0	3
									233 A Northern Ky.	2	3
									233 H Northern Ky.	1	3
									242 A UNC Asheville	1	3
									248 N Princeton	2	3
									254 A North Florida	1	3
									254 H North Florida	3	1
									257 A Stetson	1	3
									257 H Stetson	0	3
									258 H Wofford	1	3
									260 H Georgia St.	2	3
									269 H Presbyterian	3	2
									296 N Wright St.	0	3
									307 A Mercer	3	1
									307 H Mercer	3	0
LAST 10 GAMES						254 H North Florida	3	1	257 A Stetson	1	3
						86 H Jacksonville	1	3	269 H Presbyterian	3	2
						69 H Lipscomb	1	3	76 A East Tenn. St.	0	3
						233 H Northern Ky.	1	3	211 H Kennesaw St.	3	0
						161 A FGCU	1	3	86 A Jacksonville	0	3

Non-Div. I Games:

USC Upstate

Average RPI Win: 237		WON-LOST RECORD		WINNING PCT. RANK		LAST 10 GAMES		STRENGTH OF SCHEDULE		OPP. STRENGTH OF SCHEDULE		TEAM RPI		ADJ RPI		CONF. RPI		ADJ CONF. RPI	
DIV. I ONLY		1- 27		.03571 327		0- 10		173		240		311		.31763 307		22		23	
DIV. I NON-CONF.		1- 9		.1 302		0- 0		132		228		286		.3858 283		22		22	
TOTALS		RPI 1-25		RPI 26-50		W-L RECORDS		RPI 51-100		RPI 101-150		RPI 150+							
1- 27		0- 0		0- 0		OVERALL		0- 7		0- 4		1- 16							
0- 9		0- 0		0- 0		HOME		0- 3		0- 0		0- 6							
0- 13		0- 0		0- 0		AWAY		0- 4		0- 2		0- 6							
1- 5		0- 0		0- 0		NEUTRAL		0- 0		0- 1		1- 4							
1- 9		0- 0		0- 0		NON-CONFERENCE		0- 1		0- 4		1- 4							
0- 0		0- 0		0- 0		HOME		0- 0		0- 0		0- 0							
0- 4		0- 0		0- 0		AWAY		0- 1		0- 3		0- 0							
1- 5		0- 0		0- 0		NEUTRAL		0- 0		0- 1		1- 4							
0- 18		0- 0		0- 0		CONFERENCE		0- 6		0- 0		0- 12							
0- 9		0- 0		0- 0		HOME		0- 3		0- 0		0- 6							
0- 9		0- 0		0- 0		AWAY		0- 3		0- 0		0- 6							
0- 0		0- 0		0- 0		NEUTRAL		0- 0		0- 0		0- 0							
RPI	S	Opponent		Score		RPI	S	Opponent		Score		RPI	S	Opponent		Score			
								65	A	Auburn	0	3	108	A	Samford	0	3		
								69	A	Lipscomb	0	3	118	A	UAB	0	3		
								69	H	Lipscomb	0	3	145	A	UNC Wilmington	0	3		
								76	A	East Tenn. St.	1	3	147	N	Green Bay	0	3		
								76	H	East Tenn. St.	1	3	161	A	FGCU	0	3		
								86	A	Jacksonville	0	3	161	H	FGCU	2	3		
								86	H	Jacksonville	0	3	208	N	Western Caro.	0	3		
													211	A	Kennesaw St.	2	3		
													211	H	Kennesaw St.	2	3		
													217	N	Troy	2	3		
													233	A	Northern Ky.	1	3		
													233	H	Northern Ky.	2	3		
													237	N	Jacksonville St.	3	1		
													242	N	UNC Asheville	1	3		
													254	A	North Florida	1	3		
													254	H	North Florida	0	3		
													257	A	Stetson	1	3		
													257	H	Stetson	0	3		
													260	N	Georgia St.	1	3		
													306	A	USC Upstate	0	3		
													306	H	USC Upstate	1	3		
LAST 10 GAMES																			
						211	A	Kennesaw St.	2	3	257	H	Stetson	0	3				
						254	A	North Florida	1	3	161	H	FGCU	2	3				
						86	A	Jacksonville	0	3	76	A	East Tenn. St.	1	3				
						69	H	Lipscomb	0	3	211	H	Kennesaw St.	2	3				
						233	H	Northern Ky.	2	3	306	A	USC Upstate	0	3				

Non-Div. I Games:

Mercer

Average RPI Win:	318	WON-LOST RECORD	WINNING PCT. RANK	LAST 10 GAMES	STRENGTH OF SCHEDULE	OPP. STRENGTH OF SCHEDULE	TEAM RPI	ADJ RPI	CONF. RPI	ADJ CONF. RPI		
DIV. I ONLY		6- 24	.2	298	1- 9	262	299	302	.31446	308	27	27
DIV. I NON-CONF.		6- 10	.375	233	1- 0	255	312	271	.39591	271	27	27
-----												
TOTALS	RPI 1-25	RPI 26-50		W-L RECORDS		RPI 51-100		RPI 101-150		RPI 150+		
6- 24	0- 0	0- 0		OVERALL		0- 3		0- 1		6- 20		
1- 8	0- 0	0- 0		HOME		0- 0		0- 0		1- 8		
2- 12	0- 0	0- 0		AWAY		0- 3		0- 0		2- 9		
3- 4	0- 0	0- 0		NEUTRAL		0- 0		0- 1		3- 3		
6- 10	0- 0	0- 0		NON-CONFERENCE		0- 3		0- 1		6- 6		
1- 1	0- 0	0- 0		HOME		0- 0		0- 0		1- 1		
2- 5	0- 0	0- 0		AWAY		0- 3		0- 0		2- 2		
3- 4	0- 0	0- 0		NEUTRAL		0- 0		0- 1		3- 3		
0- 14	0- 0	0- 0		CONFERENCE		0- 0		0- 0		0- 14		
0- 7	0- 0	0- 0		HOME		0- 0		0- 0		0- 7		
0- 7	0- 0	0- 0		AWAY		0- 0		0- 0		0- 7		
0- 0	0- 0	0- 0		NEUTRAL		0- 0		0- 0		0- 0		
RPI	S	Opponent	Score	RPI	S	Opponent	Score	RPI	S	Opponent	Score	
						63 A Col. of Charleston	0 3			133 N Bakersfield	0 3	
						73 A Ga. Southern	0 3			155 A Radford	0 3	
						86 A Jacksonville	0 3			158 A DePaul	0 3	
										189 N Fla. Atlantic	0 3	
										190 A Liberty	0 3	
										194 A Davidson	0 3	
										197 A Coastal Caro.	0 3	
										197 H Coastal Caro.	0 3	
										200 N Central Mich.	0 3	
										201 A High Point	2 3	
										201 H High Point	1 3	
										232 H East Carolina	0 3	
										234 A Campbell	0 3	
										234 H Campbell	0 3	
										242 H UNC Asheville	2 3	
										246 A Winthrop	0 3	
										246 H Winthrop	0 3	
										251 N Charlotte	0 3	
										269 A Presbyterian	0 3	
										269 H Presbyterian	2 3	
										277 H Gardner-Webb	1 3	
										305 A Citadel	3 1	
										309 N Jackson St.	3 0	
										321 N Mississippi Val.	3 1	
										322 A South Carolina St.	3 2	
										322 N South Carolina St.	3 0	
										331 H Savannah St.	3 0	

Non-Div. I Games:

Charleston So.

[illegible]

**Non-Div. I Games:**

Jackson St.

RPI	S	Opponent	Score	
332	A	Alcorn	3	0
332	H	Alcorn	3	1

Jackson St.

J  
a  
c  
k  
s  
o  
n  
S  
t  
.

J  
a  
c  
k  
s  
o  
n  
S  
t  
.

[illegible]

Non-Div. I Games:	Huston-Tillotson	3	0	Huston-Tillotson	3	0
-------------------	------------------	---	---	------------------	---	---

Prairie View

RPI	S	Opponent	Score	
330	H	Grambling	3	0
330	N	Grambling	3	0
332	N	Alcorn	3	0

Prairie View

P  
r  
a  
i  
r  
i  
e  
V  
i  
e  
w

P  
r  
a  
i  
r  
i  
e  
V  
i  
e  
w



Average RPI Win: 299		WON-LOST RECORD		WINNING PCT. RANK		LAST 10 GAMES		STRENGTH OF SCHEDULE		OPP. STRENGTH OF SCHEDULE		TEAM RPI		ADJ RPI		CONF. RPI		ADJ CONF. RPI	
Average RPI Loss: 245																			
DIV. I ONLY		12- 20		.375 245		1- 9		322		320		307		.30217 311		29		29	
DIV. I NON-CONF.		8- 10		.44444 200		0- 1		312		331		290		.35695 298		28		28	
TOTALS		RPI 1-25		RPI 26-50		W-L RECORDS		RPI 51-100		RPI 101-150		RPI 150+							
12- 20		0- 0		0- 0		OVERALL		0- 0		0- 0		12- 20							
7- 6		0- 0		0- 0		HOME		0- 0		0- 0		7- 6							
2- 10		0- 0		0- 0		AWAY		0- 0		0- 0		2- 10							
3- 4		0- 0		0- 0		NEUTRAL		0- 0		0- 0		3- 4							
8- 10		0- 0		0- 0		NON-CONFERENCE		0- 0		0- 0		8- 10							
4- 2		0- 0		0- 0		HOME		0- 0		0- 0		4- 2							
1- 4		0- 0		0- 0		AWAY		0- 0		0- 0		1- 4							
3- 4		0- 0		0- 0		NEUTRAL		0- 0		0- 0		3- 4							
4- 10		0- 0		0- 0		CONFERENCE		0- 0		0- 0		4- 10							
3- 4		0- 0		0- 0		HOME		0- 0		0- 0		3- 4							
1- 6		0- 0		0- 0		AWAY		0- 0		0- 0		1- 6							
0- 0		0- 0		0- 0		NEUTRAL		0- 0		0- 0		0- 0							
RPI S	Opponent	Score		RPI S	Opponent	Score		RPI S	Opponent	Score		RPI S	Opponent	Score					
										158 A	DePaul	0	3						
										188 A	Rhode Island	0	3						
										199 A	New Hampshire	0	3						
										199 H	New Hampshire	0	3						
										202 N	Central Conn. St.	1	3						
										221 H	Brown	3	0						
										228 A	UMBC	1	3						
										228 H	UMBC	0	3						
										235 N	Manhattan	0	3						
										239 A	Albany (NY)	0	3						
										239 H	Albany (NY)	3	0						
										240 A	Dartmouth	1	3						
										245 H	Howard	3	1						
										257 A	Stetson	1	3						
										262 A	Stony Brook	1	3						
										262 H	Stony Brook	1	3						
										263 H	Morgan St.	1	3						
										265 N	McNeese St.	1	3						
										274 N	Grand Canyon	0	3						
										292 A	Hartford	1	3						
										292 H	Hartford	3	0						
										295 A	Binghamton	0	3						
										295 H	Binghamton	1	3						
										312 H	Bryant	3	1						
										317 A	Quinnipiac	3	0						
										318 N	Chicago St.	3	1						
										320 H	St. Francis Brooklyn	0	3						
LAST 10 GAMES																			
				262 H	Stony Brook	1	3	329 H	UMass Lowell	3	0	295 A	Binghamton	0	3				
				228 H	UMBC	0	3	292 A	Hartford	1	3	312 H	Bryant	3	1				
				295 A	Binghamton	0	3	188 A	Rhode Island	0	3	317 A	Quinnipiac	3	0				
				239 A	Albany (NY)	0	3	228 A	UMBC	1	3	318 N	Chicago St.	3	1				
				199 H	New Hampshire	0	3	262 A	Stony Brook	1	3	320 H	St. Francis Brooklyn	0	3				

Non-Div. I Games:

Providence

RPI	S	Opponent	Score	
325	H	Saint Peter's	3	0
328	N	Bethune-Cookman	3	0
329	A	UMass Lowell	3	1
329	H	UMass Lowell	3	0
331	N	Savannah St.	3	0

Providence

P  
r  
o  
v  
i  
d  
e  
n  
c  
e

P  
r  
o  
v  
i  
d  
e  
n  
c  
e

Average RPI Win: 295		WON-LOST RECORD		WINNING PCT. RANK		LAST 10 GAMES		STRENGTH OF SCHEDULE		OPP. STRENGTH OF SCHEDULE		TEAM RPI		ADJ RPI		CONF. RPI		ADJ CONF. RPI	
DIV. I ONLY		8- 25		.24242 291		1- 9		305		293		312		.29965 312		30		30	
DIV. I NON-CONF.		5- 14		.26316 277		1- 0		272		248		295		.3554 301		30		30	
TOTALS		RPI 1-25		RPI 26-50		W-L RECORDS		RPI 51-100		RPI 101-150		RPI 150+							
8- 25		0- 0		0- 2		OVERALL		0- 2		0- 2		8- 19							
6- 8		0- 0		0- 0		HOME		0- 1		0- 1		6- 6							
2- 11		0- 0		0- 1		AWAY		0- 1		0- 0		2- 9							
0- 6		0- 0		0- 1		NEUTRAL		0- 0		0- 1		0- 4							
5- 14		0- 0		0- 2		NON-CONFERENCE		0- 0		0- 2		5- 10							
4- 3		0- 0		0- 0		HOME		0- 0		0- 1		4- 2							
1- 5		0- 0		0- 1		AWAY		0- 0		0- 0		1- 4							
0- 6		0- 0		0- 1		NEUTRAL		0- 0		0- 1		0- 4							
3- 11		0- 0		0- 0		CONFERENCE		0- 2		0- 0		3- 9							
2- 5		0- 0		0- 0		HOME		0- 1		0- 0		2- 4							
1- 6		0- 0		0- 0		AWAY		0- 1		0- 0		1- 5							
0- 0		0- 0		0- 0		NEUTRAL		0- 0		0- 0		0- 0							
RPI S	Opponent	Score		RPI S	Opponent	Score		RPI S	Opponent	Score		RPI S	Opponent	Score					
				31 A	Oregon	0	3	84 A	LIU Brooklyn	0	3	128 H	St. John's (NY)	0	3				
				39 N	Ohio	0	3	84 H	LIU Brooklyn	0	3	132 N	Eastern Mich.	0	3				
												154 N	Fairfield	0	3				
												187 N	Hampton	1	3				
												199 A	New Hampshire	0	3				
												202 A	Central Conn. St.	1	3				
												202 H	Central Conn. St.	0	3				
												221 A	Brown	0	3				
												230 N	Eastern Wash.	0	3				
												231 A	Boston College	0	3				
												240 H	Dartmouth	3	0				
												248 H	Princeton	3	1				
												261 A	Sacred Heart	0	3				
												261 H	Sacred Heart	1	3				
												262 H	Stony Brook	0	3				
												280 H	Holy Cross	3	2				
												280 N	Holy Cross	2	3				
												292 H	Hartford	0	3				
												300 A	Robert Morris	0	3				
												300 H	Robert Morris	0	3				
												301 A	Saint Francis (PA)	2	3				
												301 H	Saint Francis (PA)	3	2				
												311 A	Providence	1	3				
												317 A	Quinnipiac	3	0				
												320 A	St. Francis Brooklyn	3	0				
												320 H	St. Francis Brooklyn	1	3				
												324 A	Fairleigh Dickinson	2	3				
LAST 10 GAMES																			
				84 H	LIU Brooklyn	0	3	300 A	Robert Morris	0	3	311 A	Providence	1	3				
				320 H	St. Francis Brooklyn	1	3	301 A	Saint Francis (PA)	2	3	317 A	Quinnipiac	3	0				
				261 A	Sacred Heart	0	3	317 A	Quinnipiac	3	0	320 A	St. Francis Brooklyn	3	0				
				324 A	Fairleigh Dickinson	2	3	202 H	Central Conn. St.	0	3	320 H	St. Francis Brooklyn	1	3				
				202 A	Central Conn. St.	1	3	300 H	Robert Morris	0	3	324 A	Fairleigh Dickinson	2	3				

Non-Div. I Games:

Bryant

RPI	S	Opponent	Score	
324	H	Fairleigh Dickinson	3	1
329	H	UMass Lowell	3	0

Bryant

B  
r  
y  
a  
n  
t

B  
r  
y  
a  
n  
t

Average RPI Win:	327	WON-LOST	WINNING		LAST 10	STRENGTH OF		OPP. STRENGTH	TEAM	ADJ		CONF.	ADJ CONF.		
Average RPI Loss:	217	RECORD	PCT. RANK		GAMES	SCHEDULE		OF SCHEDULE	RPI	RPI		RPI	RPI		
DIV. I ONLY		3- 21	.125	317	1- 9	254		308	314	.29476	313	31	32		
DIV. I NON-CONF.		0- 10	0	318	0- 0	110		265	301	.35421	302	31	31		
-----															
TOTALS		RPI 1-25		RPI 26-50		W-L RECORDS		RPI 51-100		RPI 101-150		RPI 150+			
3- 21		0- 0		0- 2		OVERALL		0- 0		0- 2		3- 17			
1- 5		0- 0		0- 0		HOME		0- 0		0- 0		1- 5			
1- 9		0- 0		0- 0		AWAY		0- 0		0- 1		1- 8			
1- 7		0- 0		0- 2		NEUTRAL		0- 0		0- 1		1- 4			
0- 10		0- 0		0- 2		NON-CONFERENCE		0- 0		0- 2		0- 6			
0- 0		0- 0		0- 0		HOME		0- 0		0- 0		0- 0			
0- 3		0- 0		0- 0		AWAY		0- 0		0- 1		0- 2			
0- 7		0- 0		0- 2		NEUTRAL		0- 0		0- 1		0- 4			
3- 11		0- 0		0- 0		CONFERENCE		0- 0		0- 0		3- 11			
1- 5		0- 0		0- 0		HOME		0- 0		0- 0		1- 5			
1- 6		0- 0		0- 0		AWAY		0- 0		0- 0		1- 6			
1- 0		0- 0		0- 0		NEUTRAL		0- 0		0- 0		1- 0			
RPI	S	Opponent	Score	RPI	S	Opponent	Score	RPI	S	Opponent	Score	RPI	S	Opponent	Score
				30	N	American	0 3			103	N	Valparaiso	0 3		
				43	N	Ohio St.	0 3			142	A	Buffalo	0 3		
										187	A	Hampton	0 3		
										187	H	Hampton	0 3		
										223	A	Bradley	0 3		
										235	N	Manhattan	1 3		
										243	N	Western Ill.	1 3		
										245	A	Howard	0 3		
										245	H	Howard	1 3		
										250	A	Coppin St.	0 3		
										250	H	Coppin St.	0 3		
										251	N	Charlotte	0 3		
										261	A	Sacred Heart	1 3		
										263	A	Morgan St.	1 3		
										263	H	Morgan St.	1 3		
										281	A	Norfolk St.	0 3		
										281	A	Norfolk St.	2 3		
										281	H	Norfolk St.	1 3		
										291	N	UT Martin	0 3		
										327	A	Delaware St.	3 2		
										327	H	Delaware St.	3 1		
										328	N	Bethune-Cookman	3 0		
				LAST 10 GAMES											
				187	H	Hampton	0 3	327	A	Delaware St.	3 2				
				281	H	Norfolk St.	1 3	281	A	Norfolk St.	2 3				
				250	H	Coppin St.	0 3	187	A	Hampton	0 3				
				263	H	Morgan St.	1 3	263	A	Morgan St.	1 3				
				245	A	Howard	0 3	250	A	Coppin St.	0 3				

Non-Div. I Games:

UMES

Average RPI Win: 320		WON-LOST RECORD		WINNING PCT. RANK		LAST 10 GAMES		STRENGTH OF SCHEDULE		OPP. STRENGTH OF SCHEDULE		TEAM RPI		ADJ RPI		CONF. RPI		ADJ CONF. RPI	
Average RPI Loss: 224																			
DIV. I ONLY		7- 25		.21875 293		3- 7		288		322		313		.28743 314		31		32	
DIV. I NON-CONF.		1- 20		.04762 317		0- 4		148		303		308		.31412 314		31		31	
TOTALS		RPI 1-25		RPI 26-50		W-L RECORDS		RPI 51-100		RPI 101-150		RPI 150+							
7- 25		0- 0		0- 0		OVERALL		0- 0		0- 1		7- 24							
5- 8		0- 0		0- 0		HOME		0- 0		0- 0		5- 8							
2- 10		0- 0		0- 0		AWAY		0- 0		0- 1		2- 9							
0- 7		0- 0		0- 0		NEUTRAL		0- 0		0- 0		0- 7							
1- 20		0- 0		0- 0		NON-CONFERENCE		0- 0		0- 1		1- 19							
1- 7		0- 0		0- 0		HOME		0- 0		0- 0		1- 7							
0- 7		0- 0		0- 0		AWAY		0- 0		0- 1		0- 6							
0- 6		0- 0		0- 0		NEUTRAL		0- 0		0- 0		0- 6							
6- 5		0- 0		0- 0		CONFERENCE		0- 0		0- 0		6- 5							
4- 1		0- 0		0- 0		HOME		0- 0		0- 0		4- 1							
2- 3		0- 0		0- 0		AWAY		0- 0		0- 0		2- 3							
0- 1		0- 0		0- 0		NEUTRAL		0- 0		0- 0		0- 1							
RPI	S	Opponent		Score	RPI	S	Opponent		Score	RPI	S	Opponent		Score	RPI	S	Opponent		Score
												145	A	UNC Wilmington	0		3		
												153	A	Appalachian St.	0		3		
												155	A	Radford	0		3		
												166	H	UNC Greensboro	0		3		
												184	N	Eastern Ky.	0		3		
												194	N	Davidson	0		3		
												201	A	High Point	0		3		
												208	N	Western Caro.	0		3		
												211	N	Kennesaw St.	0		3		
												212	A	Florida A&M	0		3		
												212	H	Florida A&M	1		3		
												214	H	Elon	0		3		
												232	H	East Carolina	0		3		
												234	H	Campbell	0		3		
												236	H	Murray St.	1		3		
												236	N	Murray St.	0		3		
												242	A	UNC Asheville	0		3		
												242	N	UNC Asheville	0		3		
												245	N	Howard	0		3		
												246	A	Winthrop	2		3		
												251	H	Charlotte	0		3		
												258	A	Wofford	0		3		
												275	H	Alabama St.	3		2		
												277	H	Gardner-Webb	1		3		
												322	A	South Carolina St.	1		3		
												322	H	South Carolina St.	3		1		
												326	A	N.C. Central	3		1		
LAST 10 GAMES																			
												245	N	Howard	0		3		
												258	A	Wofford	0		3		
												326	H	N.C. Central	3		0		
												242	A	UNC Asheville	0		3		
												277	H	Gardner-Webb	1		3		

Non-Div. I Games:

N.C. A&amp;T

RPI	S	Opponent	Score	
326	H	N.C. Central	3	0
328	A	Bethune-Cookman	0	3
328	H	Bethune-Cookman	3	1
331	A	Savannah St.	3	0
331	H	Savannah St.	3	0

N.C. A&T

N  
.  
C  
.  
A  
&  
T

N  
.  
C  
.  
A  
&  
T





RPI	S	Opponent	Score	
327	A	Delaware St.	3	1

Niagara

N  
i  
a  
g  
a  
r  
a

N  
i  
a  
g  
a  
r  
a

Average RPI Win:		309	WON-LOST RECORD		WINNING PCT. RANK		LAST 10 GAMES		STRENGTH OF SCHEDULE		OPP. STRENGTH OF SCHEDULE		TEAM RPI		ADJ RPI		CONF. RPI		ADJ CONF. RPI			
Average RPI Loss:		261																				
DIV. I ONLY			8- 19		.2963	272	4- 6		328	331	320	.27542	316	33	33							
DIV. I NON-CONF.			0- 8		0	318	0- 0		231	286	320	.31342	316	33	32							
TOTALS		RPI 1-25		RPI 26-50		W-L RECORDS		RPI 51-100		RPI 101-150		RPI 150+										
8- 19	0- 0			0- 0		OVERALL		0- 2		0- 0		8- 17										
6- 4	0- 0			0- 0		HOME		0- 0		0- 0		6- 4										
1- 8	0- 0			0- 0		AWAY		0- 0		0- 0		1- 8										
1- 7	0- 0			0- 0		NEUTRAL		0- 2		0- 0		1- 5										
0- 8	0- 0			0- 0		NON-CONFERENCE		0- 2		0- 0		0- 6										
0- 1	0- 0			0- 0		HOME		0- 0		0- 0		0- 1										
0- 2	0- 0			0- 0		AWAY		0- 0		0- 0		0- 2										
0- 5	0- 0			0- 0		NEUTRAL		0- 2		0- 0		0- 3										
8- 11	0- 0			0- 0		CONFERENCE		0- 0		0- 0		8- 11										
6- 3	0- 0			0- 0		HOME		0- 0		0- 0		6- 3										
1- 6	0- 0			0- 0		AWAY		0- 0		0- 0		1- 6										
1- 2	0- 0			0- 0		NEUTRAL		0- 0		0- 0		1- 2										
RPI	S	Opponent	Score	RPI	S	Opponent	Score	RPI	S	Opponent	Score	RPI	S	Opponent	Score							
								96	N	Oral Roberts	0 3	157	A	UTEP	0 3							
								96	N	Oral Roberts	0 3	255	A	Texas Southern	1 3							
													255	A	Texas Southern	2 3						
													255	H	Texas Southern	3 2						
													255	N	Texas Southern	3 2						
													257	N	Stetson	0 3						
													264	A	Southeastern La.	1 3						
													265	H	McNeese St.	0 3						
													275	H	Alabama St.	0 3						
													275	N	Alabama St.	2 3						
													279	N	Louisiana Tech	0 3						
													293	N	Neb. Omaha	0 3						
													309	A	Jackson St.	0 3						
													309	A	Jackson St.	0 3						
													310	A	Prairie View	1 3						
													310	H	Prairie View	3 2						
													310	H	Prairie View	0 3						
													310	N	Prairie View	0 3						
													319	A	Ark.-Pine Bluff	2 3						
													319	H	Ark.-Pine Bluff	2 3						
													330	A	Grambling	3 1						
													330	H	Grambling	3 0						
													330	H	Grambling	3 0						
													332	H	Alcorn	3 1						
													332	H	Alcorn	3 0						

Non-Div. I Games:

Southern U.

Average RPI Win:	303	WON-LOST RECORD	WINNING PCT. RANK	LAST 10 GAMES	STRENGTH OF SCHEDULE	OPP. STRENGTH OF SCHEDULE	TEAM RPI	ADJ RPI	CONF. RPI	ADJ CONF. RPI	
DIV. I ONLY		5- 26	.16129 311	1- 9	294	309	316	.27534 317	28	28	
DIV. I NON-CONF.		2- 11	.15385 293	0- 1	289	313	317	.31348 315	29	29	
<hr/>											
TOTALS	RPI 1-25		RPI 26-50	W-L RECORDS		RPI 51-100		RPI 101-150		RPI 150+	
5- 26	0- 0		0- 0	OVERALL		0- 2		0- 1		5- 23	
2- 10	0- 0		0- 0	HOME		0- 0		0- 0		2- 10	
1- 13	0- 0		0- 0	AWAY		0- 1		0- 1		1- 11	
2- 3	0- 0		0- 0	NEUTRAL		0- 1		0- 0		2- 2	
2- 11	0- 0		0- 0	NON-CONFERENCE		0- 2		0- 1		2- 8	
0- 3	0- 0		0- 0	HOME		0- 0		0- 0		0- 3	
0- 5	0- 0		0- 0	AWAY		0- 1		0- 1		0- 3	
2- 3	0- 0		0- 0	NEUTRAL		0- 1		0- 0		2- 2	
3- 15	0- 0		0- 0	CONFERENCE		0- 0		0- 0		3- 15	
2- 7	0- 0		0- 0	HOME		0- 0		0- 0		2- 7	
1- 8	0- 0		0- 0	AWAY		0- 0		0- 0		1- 8	
0- 0	0- 0		0- 0	NEUTRAL		0- 0		0- 0		0- 0	
RPI S	Opponent	Score	RPI S	Opponent	Score	RPI S	Opponent	Score	RPI S	Opponent	Score
						88 N	SMU	0 3	140 A	Lehigh	0 3
						100 A	Texas St.	0 3	154 A	Fairfield	0 3
									154 H	Fairfield	1 3
									169 A	Marist	0 3
									169 H	Marist	0 3
									196 N	Houston	0 3
									210 A	Siena	1 3
									210 H	Siena	1 3
									222 A	Iona	0 3
									222 H	Iona	0 3
									235 A	Manhattan	2 3
									235 H	Manhattan	1 3
									249 N	Lamar	1 3
									263 N	Morgan St.	3 1
									271 A	Lafayette	0 3
									280 A	Holy Cross	0 3
									282 A	Canisius	1 3
									282 H	Canisius	0 3
									283 A	Rider	0 3
									283 H	Rider	3 1
									292 H	Hartford	1 3
									311 H	Providence	0 3
									312 H	Bryant	0 3
									315 A	Niagara	1 3
									315 H	Niagara	0 3
									320 A	St. Francis Brooklyn	2 3
									320 N	St. Francis Brooklyn	3 1
				LAST 10 GAMES							
				315 A Niagara	1 3		283 A Rider	0 3		312 H Bryant	0 3
				282 A Canisius	1 3		169 H Marist	0 3		315 A Niagara	1 3
				235 H Manhattan	1 3		154 A Fairfield	0 3		315 H Niagara	0 3
				222 H Iona	0 3		312 H Bryant	0 3		320 A St. Francis Brooklyn	2 3
				325 A Saint Peter's	3 2		169 A Marist	0 3		320 N St. Francis Brooklyn	3 1

Non-Div. I Games:

Quinnipiac

RPI	S	Opponent	Score	
325	A	Saint Peter's	3	2
325	H	Saint Peter's	3	1

Quinnipiac

Q  
u  
i  
n  
n  
i  
p  
i  
a  
c

Q  
u  
i  
n  
n  
i  
p  
i  
a  
c

Average RPI Win:	326	WON-LOST RECORD	WINNING PCT. RANK	LAST 10 GAMES	STRENGTH OF SCHEDULE	OPP. STRENGTH OF SCHEDULE	TEAM RPI	ADJ RPI	CONF. RPI	ADJ CONF. RPI			
Average RPI Loss:	197												
DIV. I ONLY		2- 29	.06452 326	0- 10	279	287	321	.27505 318	26	24			
DIV. I NON-CONF.		2- 13	.13333 298	0- 1	302	310	322	.29564 320	25	24			
<hr/>													
TOTALS	RPI 1-25	RPI 26-50		W-L RECORDS	RPI 51-100		RPI 101-150		RPI 150+				
2- 29	0- 0	0- 0		OVERALL	0- 2		0- 7		2- 20				
0- 13	0- 0	0- 0		HOME	0- 1		0- 4		0- 8				
0- 13	0- 0	0- 0		AWAY	0- 1		0- 2		0- 10				
2- 3	0- 0	0- 0		NEUTRAL	0- 0		0- 1		2- 2				
<hr/>													
2- 13	0- 0	0- 0		NON-CONFERENCE	0- 0		0- 3		2- 10				
0- 5	0- 0	0- 0		HOME	0- 0		0- 2		0- 3				
0- 5	0- 0	0- 0		AWAY	0- 0		0- 0		0- 5				
2- 3	0- 0	0- 0		NEUTRAL	0- 0		0- 1		2- 2				
<hr/>													
0- 16	0- 0	0- 0		CONFERENCE	0- 2		0- 4		0- 10				
0- 8	0- 0	0- 0		HOME	0- 1		0- 2		0- 5				
0- 8	0- 0	0- 0		AWAY	0- 1		0- 2		0- 5				
0- 0	0- 0	0- 0		NEUTRAL	0- 0		0- 0		0- 0				
<hr/>													
RPI S	Opponent	Score	RPI S	Opponent	Score	RPI S	Opponent	Score	RPI S	Opponent	Score		
						93 A	New Mexico St.	0	3	103 H	Valparaiso	0	3
						93 H	New Mexico St.	0	3	125 N	Marshall	1	3
						133 A Bakersfield 1 3							
						133 H Bakersfield 0 3							
						139 A Idaho 0 3							
						139 H Idaho 1 3							
						141 H Denver 0 3							
						156 A UMKC 0 3							
						156 H UMKC 0 3							
						158 A DePaul 0 3							
						165 A Utah Valley 0 3							
						165 H Utah Valley 1 3							
						167 A Syracuse 0 3							
						216 A Seattle 1 3							
						216 H Seattle 1 3							
						243 A Western Ill. 0 3							
						243 H Western Ill. 0 3							
						244 A Indiana St. 1 3							
						244 H Indiana St. 0 3							
						265 N McNeese St. 0 3							
						266 A Ill.-Chicago 1 3							
						274 A Grand Canyon 0 3							
						274 H Grand Canyon 2 3							
						278 A Tex.-Pan American 1 3							
						278 H Tex.-Pan American 2 3							
						296 H Wright St. 0 3							
						311 N Providence 1 3							
			LAST 10 GAMES										
						216 H Seattle 1 3							
						133 H Bakersfield 0 3							
						274 A Grand Canyon 0 3							
						103 H Valparaiso 0 3							
						156 A UMKC 0 3							
						139 A Idaho 0 3							
						93 A New Mexico St. 0 3							
						278 A Tex.-Pan American 1 3							
						165 H Utah Valley 1 3							

**Non-Div. I Games:**

Chicago St.

Chicago St.

Through Games Of Through Matches of Dec. 21, 2013 (

RPI	S	Opponent	Score	
325	N	Saint Peter's	3	0
327	N	Delaware St.	3	0

Chicago St.

C  
h  
i  
c  
a  
g  
o  
s  
t  
.

C  
h  
i  
c  
a  
g  
o  
s  
t  
.

Average RPI Win:	320	WON-LOST	WINNING	LAST 10	STRENGTH OF	OPP. STRENGTH	TEAM	ADJ	CONF.	ADJ CONF.	
Average RPI Loss:	239	RECORD	PCT. RANK	GAMES	SCHEDULE	OF SCHEDULE	RPI	RPI	RPI	RPI	
DIV. I ONLY	10- 21	.32258	260	3- 5	326	325	315	.27492	319	33	33
DIV. I NON-CONF.	1- 13	.07143	310	0- 1	300	243	325	.27866	327	33	32
<hr/>											
TOTALS	RPI 1-25	RPI 26-50		W-L RECORDS		RPI 51-100		RPI 101-150		RPI 150+	
10- 21	0- 0	0- 1		OVERALL		0- 0		0- 2		10- 18	
5- 1	0- 0	0- 0		HOME		0- 0		0- 0		5- 1	
3- 10	0- 0	0- 1		AWAY		0- 0		0- 1		3- 8	
2- 10	0- 0	0- 0		NEUTRAL		0- 0		0- 1		2- 9	
1- 13	0- 0	0- 1		NON-CONFERENCE		0- 0		0- 2		1- 10	
0- 0	0- 0	0- 0		HOME		0- 0		0- 0		0- 0	
0- 5	0- 0	0- 1		AWAY		0- 0		0- 1		0- 3	
1- 8	0- 0	0- 0		NEUTRAL		0- 0		0- 1		1- 7	
9- 8	0- 0	0- 0		CONFERENCE		0- 0		0- 0		9- 8	
5- 1	0- 0	0- 0		HOME		0- 0		0- 0		5- 1	
3- 5	0- 0	0- 0		AWAY		0- 0		0- 0		3- 5	
1- 2	0- 0	0- 0		NEUTRAL		0- 0		0- 0		1- 2	
RPI S	Opponent	Score	RPI S	Opponent	Score	RPI S	Opponent	Score	RPI S	Opponent	Score
			46 A	Central Ark.	0 3				103 N	Valparaiso	0 3
									107 A	UCF	0 3
									158 N	DePaul	0 3
									170 A	Arkansas St.	0 3
									237 N	Jacksonville St.	0 3
									253 A	SIU Edwardsville	0 3
									254 N	North Florida	0 3
									255 A	Texas Southern	0 3
									255 H	Texas Southern	1 3
									260 N	Georgia St.	0 3
									275 A	Alabama St.	0 3
									275 N	Alabama St.	1 3
									275 N	Alabama St.	0 3
									278 N	Tex.-Pan American	0 3
									279 A	Louisiana Tech	0 3
									288 N	La.-Monroe	0 3
									298 N	New Orleans	0 3
									309 A	Jackson St.	2 3
									309 A	Jackson St.	3 1
									309 N	Jackson St.	3 0
									310 A	Prairie View	1 3
									310 H	Prairie View	3 1
									316 A	Southern U.	3 2
									316 H	Southern U.	3 2
									321 A	Mississippi Val.	3 2
									321 H	Mississippi Val.	3 0
									330 A	Grambling	0 3
Non-Div. I Games:	Henderson St.	3 1	Henderson St.	2 3	Ark.-Monticello	3 0	Ark.-Monticello	0 3	Ark.-Pine Bluff		
	Philander Smith	3 0									

RPI	S	Opponent	Score	
330	H	Grambling	3	1
331	N	Savannah St.	3	0
332	H	Alcorn	3	0

Ark.-Pine Bluff

A  
r  
k  
.  
-  
P  
i  
n  
e  
B  
l  
u  
f  
f

A  
r  
k  
.  
-  
P  
i  
n  
e  
B  
l  
u  
f  
f



Average RPI Win:	299	WON-LOST	WINNING	LAST 10	STRENGTH OF	OPP. STRENGTH	TEAM	ADJ	CONF.	ADJ CONF.							
Average RPI Loss:	248	RECORD	PCT. RANK	GAMES	SCHEDULE	OF SCHEDULE	RPI	RPI	RPI	RPI							
DIV. I ONLY	7- 25	.21875	293	2- 8	303	327	317	.26687	320	30	30						
DIV. I NON-CONF.	4- 14	.22222	283	0- 0	271	332	312	.31266	317	30	30						
<hr/>																	
TOTALS	RPI 1-25	RPI 26-50		W-L RECORDS		RPI 51-100		RPI 101-150		RPI 150+							
7- 25	0- 0	0- 0		OVERALL		0- 2		0- 1		7- 22							
4- 7	0- 0	0- 0		HOME		0- 1		0- 0		4- 6							
2- 13	0- 0	0- 0		AWAY		0- 1		0- 1		2- 11							
1- 5	0- 0	0- 0		NEUTRAL		0- 0		0- 0		1- 5							
<hr/>																	
4- 14	0- 0	0- 0		NON-CONFERENCE		0- 0		0- 1		4- 13							
2- 2	0- 0	0- 0		HOME		0- 0		0- 0		2- 2							
1- 7	0- 0	0- 0		AWAY		0- 0		0- 1		1- 6							
1- 5	0- 0	0- 0		NEUTRAL		0- 0		0- 0		1- 5							
<hr/>																	
3- 11	0- 0	0- 0		CONFERENCE		0- 2		0- 0		3- 9							
2- 5	0- 0	0- 0		HOME		0- 1		0- 0		2- 4							
1- 6	0- 0	0- 0		AWAY		0- 1		0- 0		1- 5							
0- 0	0- 0	0- 0		NEUTRAL		0- 0		0- 0		0- 0							
<hr/>																	
RPI S	Opponent	Score	RPI S	Opponent	Score	RPI S	Opponent	Score	RPI S	Opponent	Score						
						84 A	LIU Brooklyn	0	3	140 A	Lehigh	0	3				
						84 H	LIU Brooklyn	0	3	169 N	Marist	0	3				
						202 A	Central Conn. St.	0	3	202 H	Central Conn. St.	3	2				
						203 A	Hofstra	0	3	222 A	Iona	0	3				
						235 A	Manhattan	2	3	245 H	Howard	2	3				
						245 N	Howard	1	3	250 N	Coppin St.	0	3				
						261 A	Sacred Heart	0	3	261 H	Sacred Heart	0	3				
						263 N	Morgan St.	0	3	271 A	Lafayette	0	3				
						283 H	Rider	0	3	300 A	Robert Morris	1	3				
						300 H	Robert Morris	1	3	301 A	Saint Francis (PA)	1	3				
						301 H	Saint Francis (PA)	1	3	302 A	NJIT	0	3				
						302 H	NJIT	3	0	311 A	Providence	3	0				
						312 A	Bryant	3	1	312 H	Bryant	0	3				
						317 H	Quinnipiac	3	2	317 N	Quinnipiac	1	3				
						324 A	Fairleigh Dickinson	2	3								
						LAST 10 GAMES											
						202 A	Central Conn. St.	0	3	324 A	Fairleigh Dickinson	2	3	312 A	Bryant	3	1
						312 A	Bryant	3	1	261 A	Sacred Heart	0	3	312 H	Bryant	0	3
						301 H	Saint Francis (PA)	1	3	84 A	LIU Brooklyn	0	3	317 H	Quinnipiac	3	2
						300 H	Robert Morris	1	3	261 H	Sacred Heart	0	3	317 N	Quinnipiac	1	3
84 H	LIU Brooklyn	0	3	324 H	Fairleigh Dickinson	3	1	324 A	Fairleigh Dickinson	2	3						

**Non-Div. I Games:**

St. Francis Brooklyn

RPI	S	Opponent	Score	
324	H	Fairleigh Dickinson	3	1
325	A	Saint Peter's	1	3
327	N	Delaware St.	3	0

St. Francis Brooklyn

S  
t  
.  
F  
r  
a  
n  
c  
i  
s  
B  
r  
o  
o  
k  
l  
y  
n

S  
t  
.  
F  
r  
a  
n  
c  
i  
s  
B  
r  
o  
o  
k  
l  
y  
n

Average RPI Win:	326	WON-LOST RECORD	WINNING PCT. RANK	LAST 10 GAMES	STRENGTH OF SCHEDULE	OPP. STRENGTH OF SCHEDULE	TEAM RPI	ADJ RPI	CONF. RPI	ADJ CONF. RPI	
Average RPI Loss:	238										
DIV. I ONLY	4- 20	.16667	310	3- 6	315	328	324	.26444	321	33	33
DIV. I NON-CONF.	0- 10	0	318	0- 0	133	251	309	.34886	305	33	32
<hr/>											
TOTALS	RPI 1-25	RPI 26-50		W-L RECORDS	RPI 51-100		RPI 101-150		RPI 150+		
4- 20	0- 0	0- 1		OVERALL	0- 2		0- 1		4- 16		
2- 4	0- 0	0- 0		HOME	0- 0		0- 0		2- 4		
2- 8	0- 0	0- 0		AWAY	0- 2		0- 0		2- 6		
0- 8	0- 0	0- 1		NEUTRAL	0- 0		0- 1		0- 6		
<hr/>											
0- 10	0- 0	0- 1		NON-CONFERENCE	0- 2		0- 1		0- 6		
0- 0	0- 0	0- 0		HOME	0- 0		0- 0		0- 0		
0- 4	0- 0	0- 0		AWAY	0- 2		0- 0		0- 2		
0- 6	0- 0	0- 1		NEUTRAL	0- 0		0- 1		0- 4		
<hr/>											
4- 10	0- 0	0- 0		CONFERENCE	0- 0		0- 0		4- 10		
2- 4	0- 0	0- 0		HOME	0- 0		0- 0		2- 4		
2- 4	0- 0	0- 0		AWAY	0- 0		0- 0		2- 4		
0- 2	0- 0	0- 0		NEUTRAL	0- 0		0- 0		0- 2		
<hr/>											
RPI S	Opponent	Score	RPI S	Opponent	Score	RPI S	Opponent	Score	RPI S	Opponent	Score
			49 N	UTSA	0 3	54 A	Tulane	0 3	126 N	A&M-Corpus Christi	1 3
						86 A	Jacksonville	0 3	159 A	Texas-Arlington	0 3
									189 N	Fla. Atlantic	0 3
									254 A	North Florida	0 3
									255 N	Texas Southern	0 3
									275 A	Alabama St.	0 3
									275 H	Alabama St.	0 3
									283 N	Rider	0 3
									284 A	Alabama A&M	0 3
									284 H	Alabama A&M	0 3
									294 N	Nicholls St.	0 3
									308 N	Charleston So.	1 3
									309 A	Jackson St.	3 2
									309 H	Jackson St.	1 3
									310 N	Prairie View	0 3
									319 A	Ark.-Pine Bluff	0 3
									319 H	Ark.-Pine Bluff	2 3
									330 A	Grambling	0 3
									330 H	Grambling	3 1
									332 A	Alcorn	3 0
									332 H	Alcorn	3 0
<hr/>											
LAST 10 GAMES											
			255 N	Texas Southern	0 3	330 A	Grambling	0 3			
			310 N	Prairie View	0 3	332 H	Alcorn	3 0			
			275 A	Alabama St.	0 3	309 H	Jackson St.	1 3			
			284 A	Alabama A&M	0 3	332 A	Alcorn	3 0			
			309 A	Jackson St.	3 2	319 H	Ark.-Pine Bluff	2 3			

Non-Div. I Games: Rust 3 0 Rust 3 0 Tougalo 3 0 Tougalo 3 0  
 Philander Smith 3 0 Ark.-Monticello 1 3 Mississippi Val.

Average RPI Win:	319	WON-LOST	WINNING	LAST 10	STRENGTH OF	OPP. STRENGTH	TEAM	ADJ	CONF.	ADJ CONF.					
Average RPI Loss:	229	RECORD	PCT. RANK	GAMES	SCHEDULE	OF SCHEDULE	RPI	RPI	RPI	RPI					
DIV. I ONLY	6- 22	.21429	295	4- 6	329	304	322	.26338	322	31	32				
DIV. I NON-CONF.	1- 16	.05882	315	1- 2	293	237	323	.28506	326	31	31				
<hr/>															
TOTALS	RPI 1-25	RPI 26-50		W-L RECORDS		RPI 51-100		RPI 101-150		RPI 150+					
6- 22	0- 0	0- 0		OVERALL		0- 1		0- 2		6- 19					
5- 4	0- 0	0- 0		HOME		0- 0		0- 0		5- 4					
1- 9	0- 0	0- 0		AWAY		0- 1		0- 1		1- 7					
0- 9	0- 0	0- 0		NEUTRAL		0- 0		0- 1		0- 8					
1- 16	0- 0	0- 0		NON-CONFERENCE		0- 1		0- 2		1- 13					
1- 3	0- 0	0- 0		HOME		0- 0		0- 0		1- 3					
0- 5	0- 0	0- 0		AWAY		0- 1		0- 1		0- 3					
0- 8	0- 0	0- 0		NEUTRAL		0- 0		0- 1		0- 7					
5- 6	0- 0	0- 0		CONFERENCE		0- 0		0- 0		5- 6					
4- 1	0- 0	0- 0		HOME		0- 0		0- 0		4- 1					
1- 4	0- 0	0- 0		AWAY		0- 0		0- 0		1- 4					
0- 1	0- 0	0- 0		NEUTRAL		0- 0		0- 0		0- 1					
RPI	S	Opponent	Score	RPI	S	Opponent	Score	RPI	S	Opponent	Score				
				63 A Col. of Charleston 0 3				122 N Indiana 0 3							
								129 A South Carolina 0 3							
								155 N Radford 0 3							
								175 N FIU 0 3							
								187 N Hampton 1 3							
								197 N Coastal Caro. 0 3							
								201 N High Point 0 3							
								212 A Florida A&M 0 3							
								212 H Florida A&M 1 3							
								214 N Elon 0 3							
								234 A Campbell 0 3							
								251 A Charlotte 0 3							
								252 N Tennessee St. 0 3							
								258 H Wofford 0 3							
								277 H Gardner-Webb 0 3							
								284 H Alabama A&M 3 2							
								305 A Citadel 0 3							
								308 H Charleston So. 2 3							
								308 N Charleston So. 0 3							
								314 A N.C. A&T 1 3							
								314 H N.C. A&T 3 1							
				LAST 10 GAMES								326 A N.C. Central 1 3			
				187 N Hampton 1 3				328 A Bethune-Cookman 0 3				326 H N.C. Central 3 0			
				314 H N.C. A&T 3 1				212 A Florida A&M 0 3				328 A Bethune-Cookman 0 3			
				326 H N.C. Central 3 0				234 A Campbell 0 3				328 H Bethune-Cookman 3 2			
331 A Savannah St. 3 0				284 H Alabama A&M 3 2				331 A Savannah St. 3 0							
308 H Charleston So. 2 3				326 A N.C. Central 1 3				331 H Savannah St. 3 0							

**Non-Div. I Games:**

South Carolina St.

Average RPI Win:	324	WON-LOST RECORD	WINNING PCT. RANK	LAST 10 GAMES	STRENGTH OF SCHEDULE	OPP. STRENGTH OF SCHEDULE	TEAM RPI	ADJ RPI	CONF. RPI	ADJ CONF. RPI	
DIV. I ONLY		1- 31	.03125 329	0- 10	256	280	319	.26286 323	21	21	
DIV. I NON-CONF.		1- 17	.05556 316	0- 0	225	309	316	.29028 321	18	19	
<hr/>											
TOTALS	RPI 1-25	RPI 26-50		W-L RECORDS	RPI 51-100		RPI 101-150		RPI 150+		
1- 31	0- 0	0- 1		OVERALL	0- 3		0- 5		1- 22		
1- 12	0- 0	0- 0		HOME	0- 1		0- 2		1- 9		
0- 13	0- 0	0- 0		AWAY	0- 2		0- 2		0- 9		
0- 6	0- 0	0- 1		NEUTRAL	0- 0		0- 1		0- 4		
<hr/>											
1- 17	0- 0	0- 1		NON-CONFERENCE	0- 0		0- 1		1- 15		
1- 5	0- 0	0- 0		HOME	0- 0		0- 0		1- 5		
0- 6	0- 0	0- 0		AWAY	0- 0		0- 0		0- 6		
0- 6	0- 0	0- 1		NEUTRAL	0- 0		0- 1		0- 4		
<hr/>											
0- 14	0- 0	0- 0		CONFERENCE	0- 3		0- 4		0- 7		
0- 7	0- 0	0- 0		HOME	0- 1		0- 2		0- 4		
0- 7	0- 0	0- 0		AWAY	0- 2		0- 2		0- 3		
0- 0	0- 0	0- 0		NEUTRAL	0- 0		0- 0		0- 0		
<hr/>											
RPI S	Opponent	Score	RPI S	Opponent	Score	RPI S	Opponent	Score	RPI S	Opponent	Score
			30 N	American	0 3	52 A	VCU	0 3	113 A	Dayton	0 3
						90 A	Duquesne	0 3	113 H	Dayton	0 3
						90 H	Duquesne	0 3	124 N	UALR	0 3
									150 A	George Washington	0 3
									150 H	George Washington	0 3
									171 H	Penn	1 3
									183 N	Temple	1 3
									188 H	Rhode Island	0 3
									198 A	Saint Louis	0 3
									198 H	Saint Louis	0 3
									207 N	Austin Peay	0 3
									213 N	Delaware	0 3
									225 A	Memphis	0 3
									228 A	UMBC	0 3
									229 H	Sacramento St.	1 3
									245 A	Howard	1 3
									247 H	Bucknell	1 3
									256 A	Loyola Maryland	0 3
									263 A	Morgan St.	0 3
									267 A	George Mason	0 3
									267 H	George Mason	0 3
			LAST 10 GAMES						271 H	Lafayette	1 3
			90 H	Duquesne	0 3	289 A	Fordham	0 3	283 A	Rider	0 3
			289 H	Fordham	1 3	198 A	Saint Louis	0 3	289 A	Fordham	0 3
			90 A	Duquesne	0 3	150 H	George Washington	0 3	289 H	Fordham	1 3
			113 A	Dayton	0 3	267 A	George Mason	0 3	302 H	NJIT	0 3
			52 A	VCU	0 3	150 A	George Washington	0 3	304 N	Weber St.	0 3

**Non-Div. I Games:**

La Salle

RPI	S	Opponent	Score	
324	H	Fairleigh Dickinson	3	0

La Salle

L  
a  
S  
a  
l  
l  
e

L  
a  
S  
a  
l  
l  
e

Average RPI Win:	307	WON-LOST RECORD	WINNING PCT. RANK	LAST 10 GAMES	STRENGTH OF SCHEDULE	OPP. STRENGTH OF SCHEDULE	TEAM RPI	ADJ RPI	CONF. RPI	ADJ CONF. RPI					
DIV. I ONLY		5- 24	.17241	309	4- 6	319	319	323	.24489	324	30	30			
DIV. I NON-CONF.		2- 13	.13333	298	1- 1	316	325	329	.26501	331	30	30			
<hr/>															
TOTALS	RPI 1-25		RPI 26-50		W-L RECORDS		RPI 51-100		RPI 101-150		RPI 150+				
5- 24	0- 0		0- 0		OVERALL		0- 2		0- 1		5- 21				
3- 7	0- 0		0- 0		HOME		0- 1		0- 0		3- 6				
2- 10	0- 0		0- 0		AWAY		0- 1		0- 1		2- 8				
0- 7	0- 0		0- 0		NEUTRAL		0- 0		0- 0		0- 7				
2- 13	0- 0		0- 0		NON-CONFERENCE		0- 0		0- 1		2- 12				
1- 2	0- 0		0- 0		HOME		0- 0		0- 0		1- 2				
1- 4	0- 0		0- 0		AWAY		0- 0		0- 1		1- 3				
0- 7	0- 0		0- 0		NEUTRAL		0- 0		0- 0		0- 7				
3- 11	0- 0		0- 0		CONFERENCE		0- 2		0- 0		3- 9				
2- 5	0- 0		0- 0		HOME		0- 1		0- 0		2- 4				
1- 6	0- 0		0- 0		AWAY		0- 1		0- 0		1- 5				
0- 0	0- 0		0- 0		NEUTRAL		0- 0		0- 0		0- 0				
RPI	S	Opponent	Score	RPI	S	Opponent	Score	RPI	S	Opponent	Score	RPI	S	Opponent	Score
						84 A LIU Brooklyn	0 3			140 A Lehigh	0 3				
						84 H LIU Brooklyn	0 3			202 A Central Conn. St.	0 3				
										202 H Central Conn. St.	0 3				
										229 N Sacramento St.	0 3				
										235 H Manhattan	0 3				
										247 A Bucknell	2 3				
										247 N Bucknell	0 3				
										261 A Sacred Heart	1 3				
										261 H Sacred Heart	2 3				
										271 A Lafayette	0 3				
										271 N Lafayette	0 3				
										282 N Canisius	0 3				
										283 H Rider	0 3				
										283 N Rider	0 3				
										296 N Wright St.	1 3				
										300 A Robert Morris	3 0				
										300 H Robert Morris	0 3				
										301 A Saint Francis (PA)	1 3				
										301 H Saint Francis (PA)	2 3				
										302 A NJIT	3 1				
										302 H NJIT	3 2				
						LAST 10 GAMES				312 A Bryant	1 3				
						300 A Robert Morris	3 0			312 H Bryant	3 2				
						301 A Saint Francis (PA)	1 3			320 A St. Francis Brooklyn	1 3				
						202 H Central Conn. St.	0 3			320 H St. Francis Brooklyn	3 2				
						312 H Bryant	3 2			323 A La Salle	0 3				
						302 A NJIT	3 1			325 N Saint Peter's	1 3				
						261 A Sacred Heart	1 3								
						320 H St. Francis Brooklyn	3 2								
						84 H LIU Brooklyn	0 3								
						235 H Manhattan	0 3								
						261 H Sacred Heart	2 3								

Non-Div. I Games:

Fairleigh Dickinson

Average RPI Win: 319		WON-LOST	WINNING	LAST 10	STRENGTH OF		OPP. STRENGTH	TEAM	ADJ	CONF.	ADJ CONF.
Average RPI Loss: 239		RECORD	PCT. RANK	GAMES	SCHEDULE		OF SCHEDULE	RPI	RPI	RPI	RPI
DIV. I ONLY		4- 28	.125	317	1- 9		310	314	325	.2448	325
DIV. I NON-CONF.		2- 12	.14286	295	0- 1		321	321	330	.27383	328
TOTALS		RPI 1-25	RPI 26-50		W-L RECORDS		RPI 51-100		RPI 101-150		RPI 150+
4- 28	0- 0	0- 0		OVERALL		0- 0		0- 2		4- 26	
2- 9	0- 0	0- 0		HOME		0- 0		0- 0		2- 9	
1- 14	0- 0	0- 0		AWAY		0- 0		0- 2		1- 12	
1- 5	0- 0	0- 0		NEUTRAL		0- 0		0- 0		1- 5	
2- 12	0- 0	0- 0		NON-CONFERENCE		0- 0		0- 2		2- 10	
1- 1	0- 0	0- 0		HOME		0- 0		0- 0		1- 1	
0- 6	0- 0	0- 0		AWAY		0- 0		0- 2		0- 4	
1- 5	0- 0	0- 0		NEUTRAL		0- 0		0- 0		1- 5	
2- 16	0- 0	0- 0		CONFERENCE		0- 0		0- 0		2- 16	
1- 8	0- 0	0- 0		HOME		0- 0		0- 0		1- 8	
1- 8	0- 0	0- 0		AWAY		0- 0		0- 0		1- 8	
0- 0	0- 0	0- 0		NEUTRAL		0- 0		0- 0		0- 0	
RPI S	Opponent	Score	RPI S	Opponent	Score	RPI S	Opponent	Score	RPI S	Opponent	Score
									140 A	Lehigh	0 3
									140 A	Lehigh	0 3
									154 A	Fairfield	0 3
									154 H	Fairfield	0 3
									167 A	Syracuse	0 3
									169 A	Marist	0 3
									169 H	Marist	0 3
									188 N	Rhode Island	0 3
									199 N	New Hampshire	0 3
									210 A	Siena	0 3
									210 H	Siena	0 3
									222 A	Iona	0 3
									222 H	Iona	0 3
									235 A	Manhattan	0 3
									235 H	Manhattan	0 3
									271 A	Lafayette	0 3
									282 A	Canisius	0 3
									282 H	Canisius	0 3
									283 A	Rider	1 3
									283 H	Rider	1 3
									296 N	Wright St.	2 3
									302 A	NJIT	0 3
									302 H	NJIT	0 3
									311 A	Providence	0 3
									315 A	Niagara	3 2
									315 H	Niagara	3 2
									317 A	Quinnipiac	1 3
LAST 10 GAMES											
	210 A	Siena	0	3			282 A	Canisius	0	3	
	169 A	Marist	0	3			315 A	Niagara	3	2	
	283 A	Rider	1	3			222 A	Iona	0	3	
	317 H	Quinnipiac	2	3			235 A	Manhattan	0	3	
	154 H	Fairfield	0	3			311 A	Providence	0	3	

Non-Div. I Games:

Saint Peter's



RPI	S	Opponent	Score	
317	H	Quinnipiac	2	3
318	N	Chicago St.	0	3
320	H	St. Francis Brooklyn	3	1
324	N	Fairleigh Dickinson	3	1
327	N	Delaware St.	1	3

Saint Peter's

S  
a  
i  
n  
t  
P  
e  
t  
e  
r  
'  
s

S  
a  
i  
n  
t  
P  
e  
t  
e  
r  
'  
s

[illegible]

**Non-Div. I Games:**

N.C. Central

Average RPI Win: 327		WON-LOST	WINNING	LAST 10	STRENGTH OF		OPP. STRENGTH	TEAM	ADJ	CONF.	ADJ CONF.
Average RPI Loss: 251		RECORD	PCT. RANK	GAMES	SCHEDULE		OF SCHEDULE	RPI	RPI	RPI	RPI
DIV. I ONLY		2- 22	.08333	323	1- 9		317	312	329	.23275	327
DIV. I NON-CONF.		1- 10	.09091	305	0- 1		319	306	332	.26935	329
TOTALS		RPI 1-25	RPI 26-50		W-L RECORDS		RPI 51-100		RPI 101-150		RPI 150+
2- 22	0- 0	0- 0		OVERALL		0- 0		0- 0		2- 22	
1- 8	0- 0	0- 0		HOME		0- 0		0- 0		1- 8	
0- 10	0- 0	0- 0		AWAY		0- 0		0- 0		0- 10	
1- 4	0- 0	0- 0		NEUTRAL		0- 0		0- 0		1- 4	
1- 10	0- 0	0- 0		NON-CONFERENCE		0- 0		0- 0		1- 10	
0- 2	0- 0	0- 0		HOME		0- 0		0- 0		0- 2	
0- 4	0- 0	0- 0		AWAY		0- 0		0- 0		0- 4	
1- 4	0- 0	0- 0		NEUTRAL		0- 0		0- 0		1- 4	
1- 12	0- 0	0- 0		CONFERENCE		0- 0		0- 0		1- 12	
1- 6	0- 0	0- 0		HOME		0- 0		0- 0		1- 6	
0- 6	0- 0	0- 0		AWAY		0- 0		0- 0		0- 6	
0- 0	0- 0	0- 0		NEUTRAL		0- 0		0- 0		0- 0	
RPI S	Opponent	Score	RPI S	Opponent	Score	RPI S	Opponent	Score	RPI S	Opponent	Score
									167 A	Syracuse	0 3
									183 A	Temple	0 3
									187 A	Hampton	2 3
									187 H	Hampton	0 3
									203 A	Hofstra	0 3
									203 N	Hofstra	0 3
									220 H	Towson	2 3
									221 N	Brown	1 3
									245 A	Howard	1 3
									245 H	Howard	1 3
									250 A	Coppin St.	0 3
									250 H	Coppin St.	0 3
									263 A	Morgan St.	0 3
									263 H	Morgan St.	1 3
									281 A	Norfolk St.	0 3
									281 H	Norfolk St.	1 3
									283 A	Rider	0 3
									313 A	UMES	1 3
									313 H	UMES	2 3
									315 H	Niagara	1 3
									318 N	Chicago St.	0 3
									320 N	St. Francis Brooklyn	0 3
									325 N	Saint Peter's	3 1
									328 H	Bethune-Cookman	3 0
			LAST 10 GAMES								
			281 H	Norfolk St.	1 3	283 A	Rider	0 3			
			187 H	Hampton	0 3	328 H	Bethune-Cookman	3 0			
			263 H	Morgan St.	1 3	313 H	UMES	2 3			
			250 H	Coppin St.	0 3	187 A	Hampton	2 3			
			245 A	Howard	1 3	281 A	Norfolk St.	0 3			

Non-Div. I Games:

Delaware St.

Average RPI Win: 326		WON-LOST	WINNING	LAST 10	STRENGTH OF		OPP. STRENGTH	TEAM	ADJ	CONF.	ADJ CONF.
Average RPI Loss: 242		RECORD	PCT. RANK	GAMES	SCHEDULE		OF SCHEDULE	RPI	RPI	RPI	RPI
DIV. I ONLY		6- 25	.19355	299	2- 6		325	324	326	.23125	328
DIV. I NON-CONF.		0- 15	0	318	0- 0		197	311	318	.29028	321
TOTALS		RPI 1-25	RPI 26-50		W-L RECORDS		RPI 51-100		RPI 101-150		RPI 150+
6- 25	0- 0	0- 0		OVERALL		0- 2		0- 1		6- 22	
4- 5	0- 0	0- 0		HOME		0- 0		0- 0		4- 5	
1- 13	0- 0	0- 0		AWAY		0- 1		0- 0		1- 12	
1- 7	0- 0	0- 0		NEUTRAL		0- 1		0- 1		1- 5	
0- 15	0- 0	0- 0		NON-CONFERENCE		0- 2		0- 1		0- 12	
0- 4	0- 0	0- 0		HOME		0- 0		0- 0		0- 4	
0- 5	0- 0	0- 0		AWAY		0- 1		0- 0		0- 4	
0- 6	0- 0	0- 0		NEUTRAL		0- 1		0- 1		0- 4	
6- 10	0- 0	0- 0		CONFERENCE		0- 0		0- 0		6- 10	
4- 1	0- 0	0- 0		HOME		0- 0		0- 0		4- 1	
1- 8	0- 0	0- 0		AWAY		0- 0		0- 0		1- 8	
1- 1	0- 0	0- 0		NEUTRAL		0- 0		0- 0		1- 1	
RPI S	Opponent	Score	RPI S	Opponent	Score	RPI S	Opponent	Score	RPI S	Opponent	Score
						86 A	Jacksonville	0 3	145 N	UNC Wilmington	0 3
						86 N	Jacksonville	1 3	161 H	FGCU	0 3
									189 A	Fla. Atlantic	0 3
									189 H	Fla. Atlantic	0 3
									212 A	Florida A&M	0 3
									212 H	Florida A&M	1 3
									245 A	Howard	0 3
									246 A	Winthrop	0 3
									250 A	Coppin St.	0 3
									251 N	Charlotte	0 3
									254 H	North Florida	0 3
									257 A	Stetson	0 3
									257 A	Stetson	0 3
									257 H	Stetson	0 3
									264 N	Southeastern La.	0 3
									281 A	Norfolk St.	0 3
									305 N	Citadel	0 3
									311 N	Providence	0 3
									313 N	UMES	0 3
									314 A	N.C. A&T	1 3
									314 H	N.C. A&T	3 0
									322 A	South Carolina St.	2 3
									322 H	South Carolina St.	3 0
									326 A	N.C. Central	2 3
									326 H	N.C. Central	3 0
									327 A	Delaware St.	0 3
									331 A	Savannah St.	3 0
LAST 10 GAMES			LAST 10 GAMES			LAST 10 GAMES			LAST 10 GAMES		
			250 A	Coppin St.	0 3		331 H	Savannah St.	3 0		
			212 A	Florida A&M	0 3		327 A	Delaware St.	0 3		
			314 A	N.C. A&T	1 3		245 A	Howard	0 3		
			326 A	N.C. Central	2 3		254 H	North Florida	0 3		
			322 H	South Carolina St.	3 0		212 H	Florida A&M	1 3		

Non-Div. I Games: Warner 0 3 Southeastern (FL) 0 3

Bethune-Cookman

RPI	S	Opponent	Score	
331	H	Savannah St.	3	0
331	N	Savannah St.	3	0

Bethune-Cookman

B  
e  
t  
h  
u  
n  
e  
-  
C  
o  
o  
k  
m  
a  
n

B  
e  
t  
h  
u  
n  
e  
-  
C  
o  
o  
k  
m  
a  
n

U  
M  
a  
s  
s  
L  
o  
w  
e  
l  
l

UMass Lowell					Through Games Of Through Matches of Dec. 21, 2013 (												
Average RPI Win:		0	WON-LOST		WINNING	LAST 10		STRENGTH OF		OPP. STRENGTH	TEAM	ADJ	CONF.	ADJ CONF.			
Average RPI Loss:		244	RECORD		PCT. RANK	GAMES		SCHEDULE		OF SCHEDULE	RPI	RPI	RPI	RPI			
DIV. I ONLY			0- 26		0	330	0- 10	290		311	328	.22484	329	29	29		
DIV. I NON-CONF.			0- 11		0	318	0- 0	220		290	319	.30688	319	28	28		
-----																	
TOTALS		RPI 1-25		RPI 26-50		W-L RECORDS		RPI 51-100		RPI 101-150		RPI 150+					
0- 26		0- 0		0- 0		OVERALL		0- 0		0- 1		0- 25					
0- 10		0- 0		0- 0		HOME		0- 0		0- 0		0- 10					
0- 11		0- 0		0- 0		AWAY		0- 0		0- 0		0- 11					
0- 5		0- 0		0- 0		NEUTRAL		0- 0		0- 1		0- 4					
0- 11		0- 0		0- 0		NON-CONFERENCE		0- 0		0- 1		0- 10					
0- 3		0- 0		0- 0		HOME		0- 0		0- 0		0- 3					
0- 4		0- 0		0- 0		AWAY		0- 0		0- 0		0- 4					
0- 4		0- 0		0- 0		NEUTRAL		0- 0		0- 1		0- 3					
0- 15		0- 0		0- 0		CONFERENCE		0- 0		0- 0		0- 15					
0- 7		0- 0		0- 0		HOME		0- 0		0- 0		0- 7					
0- 7		0- 0		0- 0		AWAY		0- 0		0- 0		0- 7					
0- 1		0- 0		0- 0		NEUTRAL		0- 0		0- 0		0- 1					
RPI S	Opponent	Score		RPI S	Opponent	Score		RPI S	Opponent	Score		RPI S	Opponent	Score			
												128 N	St. John's (NY)	0	3		
												157 N	UTEP	0	3		
												163 A	Harvard	0	3		
												169 A	Marist	0	3		
												188 A	Rhode Island	0	3		
												199 A	New Hampshire	0	3		
												199 H	New Hampshire	0	3		
												228 A	UMBC	0	3		
												228 H	UMBC	0	3		
												235 H	Manhattan	1	3		
												239 A	Albany (NY)	0	3		
												239 H	Albany (NY)	0	3		
												240 N	Dartmouth	0	3		
												248 N	Princeton	0	3		
												261 H	Sacred Heart	0	3		
												262 A	Stony Brook	0	3		
												262 H	Stony Brook	0	3		
												292 A	Hartford	0	3		
												292 H	Hartford	1	3		
												292 N	Hartford	0	3		
												295 A	Binghamton	0	3		
												295 H	Binghamton	0	3		
LAST 10 GAMES												295 H	Binghamton	0	3		
239 H Albany (NY)				0	3	311 A Providence				0	3	300 H Robert Morris				0	3
295 H Binghamton				0	3	199 A New Hampshire				0	3	311 A Providence				0	3
228 H UMBC				0	3	295 A Binghamton				0	3	311 H Providence				1	3
262 H Stony Brook				0	3	239 A Albany (NY)				0	3	312 A Bryant				0	3
292 A Hartford				0	3	311 H Providence				1	3						

Non-Div. I Games:

UMass Lowell

Average RPI Win: 327		WON-LOST	WINNING	LAST 10	STRENGTH OF		OPP. STRENGTH	TEAM	ADJ	CONF.	ADJ CONF.
Average RPI Loss: 246		RECORD	PCT. RANK	GAMES	SCHEDULE		OF SCHEDULE	RPI	RPI	RPI	RPI
DIV. I ONLY		5- 23	.17857	306	2- 7		331	329	330	.22307	330
DIV. I NON-CONF.		0- 10	0	318	0- 0		205	191	315	.32821	312
TOTALS		RPI 1-25	RPI 26-50		W-L RECORDS		RPI 51-100		RPI 101-150		RPI 150+
5- 23	0- 0	0- 0		OVERALL		0- 2		0- 1		5- 20	
3- 4	0- 0	0- 0		HOME		0- 0		0- 0		3- 4	
1- 11	0- 0	0- 0		AWAY		0- 2		0- 0		1- 9	
1- 8	0- 0	0- 0		NEUTRAL		0- 0		0- 1		1- 7	
0- 10	0- 0	0- 0		NON-CONFERENCE		0- 2		0- 1		0- 7	
0- 0	0- 0	0- 0		HOME		0- 0		0- 0		0- 0	
0- 4	0- 0	0- 0		AWAY		0- 2		0- 0		0- 2	
0- 6	0- 0	0- 0		NEUTRAL		0- 0		0- 1		0- 5	
5- 13	0- 0	0- 0		CONFERENCE		0- 0		0- 0		5- 13	
3- 4	0- 0	0- 0		HOME		0- 0		0- 0		3- 4	
1- 7	0- 0	0- 0		AWAY		0- 0		0- 0		1- 7	
1- 2	0- 0	0- 0		NEUTRAL		0- 0		0- 0		1- 2	
RPI S	Opponent	Score	RPI S	Opponent	Score	RPI S	Opponent	Score	RPI S	Opponent	Score
						88 A	SMU	0 3	114 N	Ole Miss	0 3
						92 A	TCU	0 3	159 A	Texas-Arlington	0 3
									160 N	Sam Houston St.	0 3
									182 N	Stephen F. Austin	0 3
									194 N	Davidson	0 3
									196 N	Houston	0 3
									255 A	Texas Southern	0 3
									255 H	Texas Southern	0 3
									275 N	Alabama St.	0 3
									279 A	Louisiana Tech	0 3
									279 N	Louisiana Tech	0 3
									309 A	Jackson St.	0 3
									309 H	Jackson St.	0 3
									310 A	Prairie View	0 3
									310 H	Prairie View	0 3
									310 N	Prairie View	0 3
									316 A	Southern U.	0 3
									316 A	Southern U.	0 3
									316 H	Southern U.	1 3
									319 A	Ark.-Pine Bluff	1 3
									319 H	Ark.-Pine Bluff	3 0
									321 A	Mississippi Val.	1 3
									321 H	Mississippi Val.	3 0
									332 A	Alcorn	3 2
									332 H	Alcorn	3 0
									332 N	Alcorn	3 0
LAST 10 GAMES											
						316 H	Southern U.	1 3	309 A	Jackson St.	0 3
						332 H	Alcorn	3 0	316 A	Southern U.	0 3
						321 H	Mississippi Val.	3 0	255 A	Texas Southern	0 3
						319 A	Ark.-Pine Bluff	1 3	310 A	Prairie View	0 3
						309 H	Jackson St.	0 3	332 N	Alcorn	3 0

Non-Div. I Games: Wiley 1 3 Abilene Christian 0 3

Grambling

Average RPI Win:	326	WON-LOST RECORD	WINNING PCT. RANK	LAST 10 GAMES	STRENGTH OF SCHEDULE	OPP. STRENGTH OF SCHEDULE	TEAM RPI	ADJ RPI	CONF. RPI	ADJ CONF. RPI	
DIV. I ONLY		1- 29	.03333 328	1- 9	327	330	331	.17681 331	31	32	
DIV. I NON-CONF.		0- 19	0 318	0- 3	256	324	328	.25433 332	31	31	
<hr/>											
TOTALS	RPI 1-25	RPI 26-50		W-L RECORDS	RPI 51-100		RPI 101-150		RPI 150+		
1- 29	0- 0	0- 0		OVERALL	0- 2		0- 0		1- 27		
1- 7	0- 0	0- 0		HOME	0- 1		0- 0		1- 6		
0- 14	0- 0	0- 0		AWAY	0- 0		0- 0		0- 14		
0- 8	0- 0	0- 0		NEUTRAL	0- 1		0- 0		0- 7		
<hr/>											
0- 19	0- 0	0- 0		NON-CONFERENCE	0- 2		0- 0		0- 17		
0- 3	0- 0	0- 0		HOME	0- 1		0- 0		0- 2		
0- 9	0- 0	0- 0		AWAY	0- 0		0- 0		0- 9		
0- 7	0- 0	0- 0		NEUTRAL	0- 1		0- 0		0- 6		
<hr/>											
1- 10	0- 0	0- 0		CONFERENCE	0- 0		0- 0		1- 10		
1- 4	0- 0	0- 0		HOME	0- 0		0- 0		1- 4		
0- 5	0- 0	0- 0		AWAY	0- 0		0- 0		0- 5		
0- 1	0- 0	0- 0		NEUTRAL	0- 0		0- 0		0- 1		
<hr/>											
RPI S	Opponent	Score	RPI S	Opponent	Score	RPI S	Opponent	Score	RPI S	Opponent	Score
						54 N	Tulane	0 3	155 A	Radford	0 3
						86 H	Jacksonville	0 3	155 A	Radford	0 3
									212 A	Florida A&M	0 3
									212 H	Florida A&M	0 3
									232 A	East Carolina	0 3
									237 N	Jacksonville St.	0 3
									246 A	Winthrop	0 3
									257 A	Stetson	0 3
									257 A	Stetson	0 3
									275 A	Alabama St.	0 3
									275 H	Alabama St.	0 3
									289 N	Fordham	0 3
									297 N	Tennessee Tech	0 3
									298 N	New Orleans	1 3
									305 A	Citadel	0 3
									305 H	Citadel	0 3
									308 A	Charleston So.	0 3
									311 N	Providence	0 3
									314 A	N.C. A&T	0 3
									314 H	N.C. A&T	0 3
						319 N	Ark.-Pine Bluff	0 3			
						322 A	South Carolina St.	0 3			
						322 H	South Carolina St.	0 3			
						326 A	N.C. Central	0 3			
						326 H	N.C. Central	3 1			
						328 A	Bethune-Cookman	0 3			
						328 H	Bethune-Cookman	0 3			
						LAST 10 GAMES			LAST 10 GAMES		
						326 H	N.C. Central	3 1	328 A	Bethune-Cookman	0 3
						314 H	N.C. A&T	0 3	275 H	Alabama St.	0 3
322 H	South Carolina St.	0 3	305 A	Citadel	0 3						
86 H	Jacksonville	0 3	314 A	N.C. A&T	0 3						
212 A	Florida A&M	0 3	326 A	N.C. Central	0 3						

**Non-Div. I Games:**

Savannah St.



S  
a  
v  
a  
n  
n  
a  
h  
s  
t  
.

1  
6  
7  
8  
1  
1  
6  
1  
8  
7

Savannah St.

Average RPI Win: 0		WON-LOST	WINNING	LAST 10	STRENGTH OF		OPP. STRENGTH	TEAM	ADJ	CONF.	ADJ CONF.
Average RPI Loss: 288		RECORD	PCT. RANK	GAMES	SCHEDULE		OF SCHEDULE	RPI	RPI	RPI	RPI
DIV. I ONLY		0- 23	0 330	0- 8	332		332	332	.14448	332	33
DIV. I NON-CONF.		0- 7	0 318	0- 1	296		315	331	.2683	330	33
TOTALS		RPI 1-25	RPI 26-50		W-L RECORDS		RPI 51-100		RPI 101-150		RPI 150+
0- 23	0- 0	0- 0		OVERALL		0- 0		0- 0		0- 23	
0- 7	0- 0	0- 0		HOME		0- 0		0- 0		0- 7	
0- 11	0- 0	0- 0		AWAY		0- 0		0- 0		0- 11	
0- 5	0- 0	0- 0		NEUTRAL		0- 0		0- 0		0- 5	
0- 7	0- 0	0- 0		NON-CONFERENCE		0- 0		0- 0		0- 7	
0- 2	0- 0	0- 0		HOME		0- 0		0- 0		0- 2	
0- 3	0- 0	0- 0		AWAY		0- 0		0- 0		0- 3	
0- 2	0- 0	0- 0		NEUTRAL		0- 0		0- 0		0- 2	
0- 16	0- 0	0- 0		CONFERENCE		0- 0		0- 0		0- 16	
0- 5	0- 0	0- 0		HOME		0- 0		0- 0		0- 5	
0- 8	0- 0	0- 0		AWAY		0- 0		0- 0		0- 8	
0- 3	0- 0	0- 0		NEUTRAL		0- 0		0- 0		0- 3	
RPI S	Opponent	Score	RPI S	Opponent	Score	RPI S	Opponent	Score	RPI S	Opponent	Score
									196 N	Houston	0 3
									206 A	La.-Lafayette	0 3
									206 H	La.-Lafayette	0 3
									265 A	McNeese St.	0 3
									265 H	McNeese St.	0 3
									275 A	Alabama St.	0 3
									275 H	Alabama St.	0 3
									275 N	Alabama St.	0 3
									284 A	Alabama A&M	0 3
									284 H	Alabama A&M	0 3
									294 N	Nicholls St.	0 3
									298 A	New Orleans	0 3
									309 A	Jackson St.	1 3
									309 H	Jackson St.	0 3
									310 N	Prairie View	0 3
									316 A	Southern U.	0 3
									316 A	Southern U.	1 3
									319 A	Ark.-Pine Bluff	0 3
									321 A	Mississippi Val.	0 3
									321 H	Mississippi Val.	0 3
									330 A	Grambling	0 3
									330 H	Grambling	2 3
									330 N	Grambling	0 3
LAST 10 GAMES											
						275 A	Alabama St.	0 3	321 A	Mississippi Val.	0 3
						284 A	Alabama A&M	0 3	265 H	McNeese St.	0 3
						309 H	Jackson St.	0 3	321 H	Mississippi Val.	0 3
						330 A	Grambling	0 3	298 A	New Orleans	0 3
						316 A	Southern U.	1 3	330 N	Grambling	0 3

Non-Div. I Games:

Dillard

0 3

Tougaloo

3 1

Dillard

1 3

Alcorn