

Average RPI Win:	54	WON-LOST	WINNING	LAST 10	STRENGTH OF	OPP. STRENGTH	TEAM	ADJ	CONF.	ADJ CONF.		
Average RPI Loss:	11	RECORD	PCT. RANK	GAMES	SCHEDULE	OF SCHEDULE	RPI	RPI	RPI	RPI		
DIV. I ONLY		8-1-3	.79167	8	7-1-2	3	8	3	.66623	1	2	2
DIV. I NON-CONF.		6-0-2	.875	5	5-0-1	2	10	1	.66187	1	2	2

TOTALS	RPI 1-25	RPI 26-50		W-L RECORDS		RPI 51-100		RPI 101-150		RPI 150+		
8-1-3	3-1-2	3-0-1		OVERALL		1-0-0		0-0-0		1-0-0		
3-1-3	2-1-2	0-0-1		HOME		0-0-0		0-0-0		1-0-0		
3-0-0	0-0-0	2-0-0		AWAY		1-0-0		0-0-0		0-0-0		
2-0-0	1-0-0	1-0-0		NEUTRAL		0-0-0		0-0-0		0-0-0		
6-0-2	3-0-1	2-0-1		NON-CONFERENCE		0-0-0		0-0-0		1-0-0		
3-0-2	2-0-1	0-0-1		HOME		0-0-0		0-0-0		1-0-0		
1-0-0	0-0-0	1-0-		AWAY		0-0-0		0-0-0		0-0-0		
2-0-0	1-0-0	1-0-0		NEUTRAL		0-0-0		0-0-0		0-0-0		
2-1-1	0-1-1	1-0-0		CONFERENCE		1-0-0		0-0-0		0-0-0		
0-1-1	0-1-1	0-0-0		HOME		0-0-0		0-0-0		0-0-0		
2-0-0	0-0-0	1-0-0		AWAY		1-0-0		0-0-0		0-0-0		
0-0-0	0-0-0	0-0-0		NEUTRAL		0-0-0		0-0-0		0-0-0		
RPI S	Opponent	Score		RPI S	Opponent	Score		RPI S	Opponent	Score		
8 H	Georgetown	1	1	29 A	Ohio St.	2	1	86 A	Rutgers	2	1	
11 H	Penn St.	0	1	39 A	Louisville	3	0	175 H	UCF	4	2	
16 H	Northwestern	1	1	40 N	Kentucky	1	0					
18 H	Saint Louis	3	1	50 H	Butler	0	0					
20 H	Marquette	1	0									
23 N	Dartmouth	1	0									

LAST 10 GAMES												
29 A Ohio St.				2	1	86 A Rutgers				2	1	
39 A Louisville				3	0	50 H Butler				0	0	
18 H Saint Louis				3	1	11 H Penn St.				0	1	
16 H Northwestern				1	1	23 N Dartmouth				1	0	
175 H UCF				4	2	40 N Kentucky				1	0	

Non-Div. I Games:

Indiana

Average RPI Win:	63	WON-LOST	WINNING	LAST 10	STRENGTH OF	OPP. STRENGTH	TEAM	ADJ	CONF.	ADJ CONF.		
Average RPI Loss:	56	RECORD	PCT. RANK	GAMES	SCHEDULE	OF SCHEDULE	RPI	RPI	RPI	RPI		
DIV. I ONLY		9-1-1	.86364	5	8-1-1	10	14	1	.66252	2	1	1
DIV. I NON-CONF.		7-1-0	.875	5	6-1-0	70	19	9	.61981	11	1	1
<hr/>												
TOTALS	RPI 1-25	RPI 26-50		W-L RECORDS		RPI 51-100		RPI 101-150		RPI 150+		
9-1-1	2-0-1	2-0-0		OVERALL		3-1-0		2-0-0		0-0-0		
5-1-0	2-0-0	1-0-0		HOME		2-1-0		0-0-0		0-0-0		
4-0-1	0-0-1	1-0-0		AWAY		1-0-0		2-0-0		0-0-0		
0-0-0	0-0-0	0-0-0		NEUTRAL		0-0-0		0-0-0		0-0-0		
7-1-0	0-0-0	2-0-0		NON-CONFERENCE		3-1-0		2-0-0		0-0-0		
3-1-0	0-0-0	1-0-0		HOME		2-1-0		0-0-0		0-0-0		
4-0-0	0-0-0	1-0-		AWAY		1-0-0		2-0-0		0-0-0		
0-0-0	0-0-0	0-0-0		NEUTRAL		0-0-0		0-0-0		0-0-0		
2-0-1	2-0-1	0-0-0		CONFERENCE		0-0-0		0-0-0		0-0-0		
2-0-0	2-0-0	0-0-0		HOME		0-0-0		0-0-0		0-0-0		
0-0-1	0-0-1	0-0-0		AWAY		0-0-0		0-0-0		0-0-0		
0-0-0	0-0-0	0-0-0		NEUTRAL		0-0-0		0-0-0		0-0-0		
RPI	S	Opponent	Score	RPI	S	Opponent	Score	RPI	S	Opponent	Score	
9	H	Stanford	3 1	41	A	South Fla.	2 1	53	H	Penn	3 1	
14	A	Oregon St.	1 1	44	H	Seattle	4 1	56	H	St. Mary's (CA)	1 2	
17	H	California	3 2					70	H	UConn	3 1	
								84	A	FGCU	1 0	

Non-Div. I Games:

Washington

Average RPI Win:	85	WON-LOST RECORD	WINNING PCT. RANK	LAST 10 GAMES	STRENGTH OF SCHEDULE	OPP. STRENGTH OF SCHEDULE	TEAM RPI	ADJ RPI	CONF. RPI	ADJ CONF. RPI			
DIV. I ONLY		10-1-0	.90909	2	9-1-0	25	56	2	.66082	3	6	6	
DIV. I NON-CONF.		7-1-0	.875	5	6-1-0	30	74	2	.65926	2	6	6	
<hr/>													
TOTALS	RPI 1-25	RPI 26-50		W-L RECORDS		RPI 51-100		RPI 101-150		RPI 150+			
10-1-0	1-0-0	2-1-0		OVERALL		2-0-0		4-0-0		1-0-0			
5-1-0	0-0-0	1-1-0		HOME		1-0-0		3-0-0		0-0-0			
5-0-0	1-0-0	1-0-0		AWAY		1-0-0		1-0-0		1-0-0			
0-0-0	0-0-0	0-0-0		NEUTRAL		0-0-0		0-0-0		0-0-0			
7-1-0	1-0-0	1-1-0		NON-CONFERENCE		1-0-0		3-0-0		1-0-0			
3-1-0	0-0-0	0-1-0		HOME		1-0-0		2-0-0		0-0-0			
4-0-0	1-0-0	1-0-		AWAY		0-0-0		1-0-0		1-0-0			
0-0-0	0-0-0	0-0-0		NEUTRAL		0-0-0		0-0-0		0-0-0			
3-0-0	0-0-0	1-0-0		CONFERENCE		1-0-0		1-0-0		0-0-0			
2-0-0	0-0-0	1-0-0		HOME		0-0-0		1-0-0		0-0-0			
1-0-0	0-0-0	0-0-0		AWAY		1-0-0		0-0-0		0-0-0			
0-0-0	0-0-0	0-0-0		NEUTRAL		0-0-0		0-0-0		0-0-0			
RPI	S	Opponent	Score	RPI	S	Opponent	Score	RPI	S	Opponent	Score		
22	A	Winthrop	3 0	26	H	New Mexico	2 0	62	H	Radford	2 1		
				31	A	Clemson	1 0	97	A	South Carolina	3 0		
				34	H	Coastal Caro.	1 2						
										103	A	Campbell	6 1
										104	H	William & Mary	3 1
										106	H	FIU	4 3
										134	H	Wofford	3 2
										160	A	UNC Greensboro	2 0

Non-Div. I Games:

Charlotte

Average RPI Win:	76	WON-LOST	WINNING	LAST 10	STRENGTH OF	OPP. STRENGTH	TEAM	ADJ	CONF.	ADJ CONF.	
Average RPI Loss:	6	RECORD	PCT. RANK	GAMES	SCHEDULE	OF SCHEDULE	RPI	RPI	RPI	RPI	
DIV. I ONLY	11-1-0	.91667	1	9-1-0	54	6	4	.6531	4	3	3
DIV. I NON-CONF.	7-0-0	1	1	5-0-0	106	27	11	.61514	13	4	4
<hr/>											
TOTALS	RPI 1-25	RPI 26-50		W-L RECORDS	RPI 51-100		RPI 101-150		RPI 150+		
11-1-0	1-1-0	2-0-0		OVERALL	5-0-0		3-0-0		0-0-0		
6-1-0	1-1-0	0-0-0		HOME	3-0-0		2-0-0		0-0-0		
5-0-0	0-0-0	2-0-0		AWAY	2-0-0		1-0-0		0-0-0		
0-0-0	0-0-0	0-0-0		NEUTRAL	0-0-0		0-0-0		0-0-0		
<hr/>											
7-0-0	0-0-0	1-0-0		NON-CONFERENCE	3-0-0		3-0-0		0-0-0		
4-0-0	0-0-0	0-0-0		HOME	2-0-0		2-0-0		0-0-0		
3-0-0	0-0-0	1-0-		AWAY	1-0-0		1-0-0		0-0-0		
0-0-0	0-0-0	0-0-0		NEUTRAL	0-0-0		0-0-0		0-0-0		
<hr/>											
4-1-0	1-1-0	1-0-0		CONFERENCE	2-0-0		0-0-0		0-0-0		
2-1-0	1-1-0	0-0-0		HOME	1-0-0		0-0-0		0-0-0		
2-0-0	0-0-0	1-0-0		AWAY	1-0-0		0-0-0		0-0-0		
0-0-0	0-0-0	0-0-0		NEUTRAL	0-0-0		0-0-0		0-0-0		
<hr/>											
RPI S	Opponent	Score	RPI S	Opponent	Score	RPI S	Opponent	Score	RPI S	Opponent	Score
6 H	Notre Dame	0 1	31 A	Clemson	1 0	56 H	St. Mary's (CA)	3 0	124 A	Binghamton	1 0
7 H	Virginia	1 0	45 A	St. John's (NY)	1 0	60 H	Wake Forest	3 1	141 H	Niagara	3 0
						69 A	Virginia Tech	1 0	144 H	Albany (NY)	2 1
						71 H	Cornell	3 0			
						86 A	Rutgers	1 0			
<hr/>											
LAST 10 GAMES											
						31 A	Clemson	1 0			
						144 H	Albany (NY)	2 1			
						69 A	Virginia Tech	1 0			
						7 H	Virginia	1 0			
						124 A	Binghamton	1 0			
						60 H	Wake Forest	3 1			
						71 H	Cornell	3 0			
						6 H	Notre Dame	0 1			
						45 A	St. John's (NY)	1 0			
						86 A	Rutgers	1 0			

Non-Div. I Games:

Syracuse

Average RPI Win:	82	WON-LOST RECORD	WINNING PCT. RANK	LAST 10 GAMES	STRENGTH OF SCHEDULE	OPP. STRENGTH OF SCHEDULE	TEAM RPI	ADJ RPI	CONF. RPI	ADJ CONF. RPI		
DIV. I ONLY		10-1-2	.84615	6	7-1-2	15	77	5	.65126	5	5	5
DIV. I NON-CONF.		8-0-1	.94444	2	5-0-1	22	63	3	.6562	3	5	5
<hr/>												
TOTALS	RPI 1-25	RPI 26-50		W-L RECORDS		RPI 51-100		RPI 101-150		RPI 150+		
10-1-2	0-0-1	4-0-0		OVERALL		3-1-1		1-0-0		2-0-0		
4-0-0	0-0-0	0-0-0		HOME		2-0-0		0-0-0		2-0-0		
3-1-2	0-0-1	3-0-0		AWAY		0-1-1		0-0-0		0-0-0		
3-0-0	0-0-0	1-0-0		NEUTRAL		1-0-0		1-0-0		0-0-0		
8-0-1	0-0-1	4-0-0		NON-CONFERENCE		2-0-0		1-0-0		1-0-0		
2-0-0	0-0-0	0-0-0		HOME		1-0-0		0-0-0		1-0-0		
3-0-1	0-0-1	3-0-		AWAY		0-0-0		0-0-0		0-0-0		
3-0-0	0-0-0	1-0-0		NEUTRAL		1-0-0		1-0-0		0-0-0		
2-1-1	0-0-0	0-0-0		CONFERENCE		1-1-1		0-0-0		1-0-0		
2-0-0	0-0-0	0-0-0		HOME		1-0-0		0-0-0		1-0-0		
0-1-1	0-0-0	0-0-0		AWAY		0-1-1		0-0-0		0-0-0		
0-0-0	0-0-0	0-0-0		NEUTRAL		0-0-0		0-0-0		0-0-0		
RPI S	Opponent	Score		RPI S	Opponent	Score		RPI S	Opponent	Score		
8 A	Georgetown	1	1	31 N	Clemson	2	1	51 H	UC Davis	1	0	
				32 A	UNLV	4	2	107 N	Utah Valley	2	1	
				43 A	West Virginia	3	2	52 A	UC Santa Barbara	0	1	
				47 A	Loyola Marymount	3	2	78 H	San Diego	1	0	
								81 N	Denver	2	1	
								89 A	Cal Poly	1	1	

Non-Div. I Games:

UC Irvine

Average RPI Win:	36	WON-LOST RECORD	WINNING PCT. RANK	LAST 10 GAMES	STRENGTH OF SCHEDULE	OPP. STRENGTH OF SCHEDULE	TEAM RPI	ADJ RPI	CONF. RPI	ADJ CONF. RPI				
DIV. I ONLY		6-3-2	.63636	45	5-3-2	1	11	6	.6477	6	3	3		
DIV. I NON-CONF.		3-2-1	.58333	68	2-2-1	3	12	13	.61983	10	4	4		
<hr/>														
TOTALS	RPI 1-25	RPI 26-50		W-L RECORDS		RPI 51-100		RPI 101-150		RPI 150+				
6-3-2	3-0-2	2-1-0		OVERALL		1-2-0		0-0-0		0-0-0				
4-2-0	1-0-0	2-1-0		HOME		1-1-0		0-0-0		0-0-0				
1-1-1	1-0-1	0-0-0		AWAY		0-1-0		0-0-0		0-0-0				
1-0-1	1-0-1	0-0-0		NEUTRAL		0-0-0		0-0-0		0-0-0				
3-2-1	2-0-1	0-1-0		NON-CONFERENCE		1-1-0		0-0-0		0-0-0				
2-1-0	1-0-0	0-1-0		HOME		1-0-0		0-0-0		0-0-0				
0-1-0	0-0-0	0-0-		AWAY		0-1-0		0-0-0		0-0-0				
1-0-1	1-0-1	0-0-0		NEUTRAL		0-0-0		0-0-0		0-0-0				
3-1-1	1-0-1	2-0-0		CONFERENCE		0-1-0		0-0-0		0-0-0				
2-1-0	0-0-0	2-0-0		HOME		0-1-0		0-0-0		0-0-0				
1-0-1	1-0-1	0-0-0		AWAY		0-0-0		0-0-0		0-0-0				
0-0-0	0-0-0	0-0-0		NEUTRAL		0-0-0		0-0-0		0-0-0				
RPI	S	Opponent	Score		RPI	S	Opponent	Score		RPI	S	Opponent	Score	
4	A	Syracuse	1	0	28	H	North Carolina	2	0	54	H	Boston College	0	1
7	A	Virginia	1	1	39	H	Louisville	3	2	75	A	Michigan	2	3
8	N	Georgetown	0	0	40	H	Kentucky	0	1	99	H	VCU	1	0
20	N	Marquette	2	1										
23	H	Dartmouth	4	1										
<hr/>														
LAST 10 GAMES														
39	H	Louisville	3	2	7	A	Virginia	1	1					
75	A	Michigan	2	3	4	A	Syracuse	1	0					
54	H	Boston College	0	1	40	H	Kentucky	0	1					
99	H	VCU	1	0	23	H	Dartmouth	4	1					
28	H	North Carolina	2	0	8	N	Georgetown	0	0					

Non-Div. I Games:

Notre Dame

Average RPI Win:	78	WON-LOST	WINNING	LAST 10	STRENGTH OF	OPP. STRENGTH	TEAM	ADJ	CONF.	ADJ CONF.	
Average RPI Loss:	17	RECORD	PCT. RANK	GAMES	SCHEDULE	OF SCHEDULE	RPI	RPI	RPI	RPI	
DIV. I ONLY	8-3-1	.70833	26	7-2-1	5	16	7	.63002	7	3	3
DIV. I NON-CONF.	5-2-0	.71429	28	4-1-0	11	9	7	.62747	7	4	4
<hr/>											
TOTALS	RPI 1-25	RPI 26-50		W-L RECORDS		RPI 51-100		RPI 101-150		RPI 150+	
8-3-1	1-2-1	1-1-0		OVERALL		5-0-0		0-0-0		1-0-0	
5-1-1	0-1-1	0-0-0		HOME		5-0-0		0-0-0		0-0-0	
2-2-0	0-1-0	1-1-0		AWAY		0-0-0		0-0-0		1-0-0	
1-0-0	1-0-0	0-0-0		NEUTRAL		0-0-0		0-0-0		0-0-0	
5-2-0	1-1-0	1-1-0		NON-CONFERENCE		3-0-0		0-0-0		0-0-0	
3-1-0	0-1-0	0-0-0		HOME		3-0-0		0-0-0		0-0-0	
1-1-0	0-0-0	1-0-		AWAY		0-0-0		0-0-0		0-0-0	
1-0-0	1-0-0	0-0-0		NEUTRAL		0-0-0		0-0-0		0-0-0	
3-1-1	0-1-1	0-0-0		CONFERENCE		2-0-0		0-0-0		1-0-0	
2-0-1	0-0-1	0-0-0		HOME		2-0-0		0-0-0		0-0-0	
1-1-0	0-1-0	0-0-0		AWAY		0-0-0		0-0-0		1-0-0	
0-0-0	0-0-0	0-0-0		NEUTRAL		0-0-0		0-0-0		0-0-0	
RPI S	Opponent	Score	RPI S	Opponent	Score	RPI S	Opponent	Score	RPI S	Opponent	Score
4 A	Syracuse	0 1	35 A	Tulsa	0 1	58 H	Duke	1 0	164 A	Pittsburgh	3 0
6 H	Notre Dame	1 1	49 A	George Mason	1 0	69 H	Virginia Tech	1 0			
12 H	Davidson	1 2				73 H	James Madison	2 1			
25 N	UAB	2 1				87 H	Old Dominion	1 0			
						99 H	VCU	1 0			
<hr/>											
LAST 10 GAMES											
58 H	Duke	1 0	12 H	Davidson	1 2						
49 A	George Mason	1 0	6 H	Notre Dame	1 1						
164 A	Pittsburgh	3 0	99 H	VCU	1 0						
73 H	James Madison	2 1	69 H	Virginia Tech	1 0						
4 A	Syracuse	0 1	25 N	UAB	2 1						

Non-Div. I Games:

Virginia

Average RPI Win:	87	WON-LOST RECORD	WINNING PCT. RANK	LAST 10 GAMES	STRENGTH OF SCHEDULE	OPP. STRENGTH OF SCHEDULE	TEAM RPI	ADJ RPI	CONF. RPI	ADJ CONF. RPI		
DIV. I ONLY		7-1-4	.75	14	7-1-2	23	10	12	.6254	8	4	4
DIV. I NON-CONF.		5-1-3	.72222	23	5-1-1	26	3	12	.62644	8	3	3
<hr/>												
TOTALS	RPI 1-25	RPI 26-50		W-L RECORDS		RPI 51-100		RPI 101-150		RPI 150+		
7-1-4	0-0-4	2-0-0		OVERALL		2-1-0		3-0-0		0-0-0		
3-1-2	0-0-2	0-0-0		HOME		1-1-0		2-0-0		0-0-0		
4-0-1	0-0-1	2-0-0		AWAY		1-0-0		1-0-0		0-0-0		
0-0-1	0-0-1	0-0-0		NEUTRAL		0-0-0		0-0-0		0-0-0		
5-1-3	0-0-3	1-0-0		NON-CONFERENCE		2-1-0		2-0-0		0-0-0		
3-1-1	0-0-1	0-0-0		HOME		1-1-0		2-0-0		0-0-0		
2-0-1	0-0-1	1-0-		AWAY		1-0-0		0-0-0		0-0-0		
0-0-1	0-0-1	0-0-0		NEUTRAL		0-0-0		0-0-0		0-0-0		
2-0-1	0-0-1	1-0-0		CONFERENCE		0-0-0		1-0-0		0-0-0		
0-0-1	0-0-1	0-0-0		HOME		0-0-0		0-0-0		0-0-0		
2-0-0	0-0-0	1-0-0		AWAY		0-0-0		1-0-0		0-0-0		
0-0-0	0-0-0	0-0-0		NEUTRAL		0-0-0		0-0-0		0-0-0		
RPI	S	Opponent	Score	RPI	S	Opponent	Score	RPI	S	Opponent	Score	
1	A	Indiana	1 1	36	A	Maryland	1 0	65	A	Princeton	3 1	
5	H	UC Irvine	1 1	50	A	Butler	2 0	93	H	Harvard	2 0	
6	N	Notre Dame	0 0					99	H	VCU	1 2	
20	H	Marquette	0 0									
				LAST 10 GAMES								
				133	A	DePaul	2 0	65	A	Princeton	3 1	
				20	H	Marquette	0 0	5	H	UC Irvine	1 1	
				36	A	Maryland	1 0	99	H	VCU	1 2	
				50	A	Butler	2 0	131	H	Wisconsin	4 1	
				104	H	William & Mary	1 0	93	H	Harvard	2 0	

Non-Div. I Games:

Georgetown

Stanford

Stanford

[illegible]

Non-Div. I Games:

Creighton

Average RPI Win:	80	WON-LOST RECORD	WINNING PCT. RANK	LAST 10 GAMES	STRENGTH OF SCHEDULE	OPP. STRENGTH OF SCHEDULE	TEAM RPI	ADJ RPI	CONF. RPI	ADJ CONF. RPI	
DIV. I ONLY		10-1-1	.875 3	8-1-1	85	2	10	.62229 11	2	2	
DIV. I NON-CONF.		6-0-1	.92857 3	4-0-1	100	23	16	.59984 17	2	2	
<hr/>											
TOTALS	RPI 1-25	RPI 26-50		W-L RECORDS	RPI 51-100		RPI 101-150		RPI 150+		
10-1-1	1-0-0	2-1-0		OVERALL	4-0-1		2-0-0		1-0-0		
7-0-0	0-0-0	2-0-0		HOME	3-0-0		1-0-0		1-0-0		
3-1-1	1-0-0	0-1-0		AWAY	1-0-1		1-0-0		0-0-0		
0-0-0	0-0-0	0-0-0		NEUTRAL	0-0-0		0-0-0		0-0-0		
<hr/>											
6-0-1	0-0-0	1-0-0		NON-CONFERENCE	2-0-1		2-0-0		1-0-0		
5-0-0	0-0-0	1-0-0		HOME	2-0-0		1-0-0		1-0-0		
1-0-1	0-0-0	0-0-		AWAY	0-0-1		1-0-0		0-0-0		
0-0-0	0-0-0	0-0-0		NEUTRAL	0-0-0		0-0-0		0-0-0		
<hr/>											
4-1-0	1-0-0	1-1-0		CONFERENCE	2-0-0		0-0-0		0-0-0		
2-0-0	0-0-0	1-0-0		HOME	1-0-0		0-0-0		0-0-0		
2-1-0	1-0-0	0-1-0		AWAY	1-0-0		0-0-0		0-0-0		
0-0-0	0-0-0	0-0-0		NEUTRAL	0-0-0		0-0-0		0-0-0		
<hr/>											
RPI S	Opponent	Score	RPI S	Opponent	Score	RPI S	Opponent	Score	RPI S	Opponent	Score
1 A	Indiana	1 0	29 H	Ohio St.	1 0	53 H	Penn	6 2	111 H	Oakland	1 0
			36 A	Maryland	0 4	73 A	James Madison	1 1	122 A	Bucknell	2 0
			45 H	St. John's (NY)	3 0	75 A	Michigan	1 0	178 H	Temple	1 0
						86 H	Rutgers	1 0			
						95 H	Saint Francis (PA)	3 0			
<hr/>											
LAST 10 GAMES											
			36 A	Maryland	0 4	29 H	Ohio St.	1 0			
			86 H	Rutgers	1 0	95 H	Saint Francis (PA)	3 0			
			122 A	Bucknell	2 0	1 A	Indiana	1 0			
			75 A	Michigan	1 0	73 A	James Madison	1 1			
			53 H	Penn	6 2	178 H	Temple	1 0			

Non-Div. I Games:

Penn St.

Average RPI Win:	99	WON-LOST	WINNING	LAST 10	STRENGTH OF	OPP. STRENGTH	TEAM	ADJ	CONF.	ADJ CONF.		
Average RPI Loss:	38	RECORD	PCT. RANK	GAMES	SCHEDULE	OF SCHEDULE	RPI	RPI	RPI	RPI		
DIV. I ONLY		5-1-2	.75	14	5-1-2	11	28	11	.61871	12	11	11
DIV. I NON-CONF.		5-0-1	.91667	4	5-0-1	25	49	14	.61029	14	13	13
<hr/>												
TOTALS	RPI 1-25	RPI 26-50		W-L RECORDS		RPI 51-100		RPI 101-150		RPI 150+		
5-1-2	1-0-2	0-1-0		OVERALL		1-0-0		2-0-0		1-0-0		
2-0-2	0-0-2	0-0-0		HOME		1-0-0		0-0-0		1-0-0		
3-1-0	1-0-0	0-1-0		AWAY		0-0-0		2-0-0		0-0-0		
0-0-0	0-0-0	0-0-0		NEUTRAL		0-0-0		0-0-0		0-0-0		
5-0-1	1-0-1	0-0-0		NON-CONFERENCE		1-0-0		2-0-0		1-0-0		
2-0-1	0-0-1	0-0-0		HOME		1-0-0		0-0-0		1-0-0		
3-0-0	1-0-0	0-0-		AWAY		0-0-0		2-0-0		0-0-0		
0-0-0	0-0-0	0-0-0		NEUTRAL		0-0-0		0-0-0		0-0-0		
0-1-1	0-0-1	0-1-0		CONFERENCE		0-0-0		0-0-0		0-0-0		
0-0-1	0-0-1	0-0-0		HOME		0-0-0		0-0-0		0-0-0		
0-1-0	0-0-0	0-1-0		AWAY		0-0-0		0-0-0		0-0-0		
0-0-0	0-0-0	0-0-0		NEUTRAL		0-0-0		0-0-0		0-0-0		
RPI S	Opponent	Score		RPI S	Opponent	Score		RPI S	Opponent	Score		
7 A	Virginia	2	1	38 A	Dayton	0	2	89 H	Cal Poly	4	3	
15 H	Valparaiso	0	0									
18 H	Saint Louis	0	0									
									</			

Average RPI Win: 55		WON-LOST	WINNING	LAST 10	STRENGTH OF		OPP. STRENGTH	TEAM	ADJ		CONF.	ADJ CONF.
Average RPI Loss: 43		RECORD	PCT. RANK	GAMES	SCHEDULE		OF SCHEDULE	RPI	RPI		RPI	RPI
DIV. I ONLY		6-3-3	.625	50	4		27	16	.61636		13	1
DIV. I NON-CONF.		5-2-2	.66667	42	14		46	23	.60142		16	1
TOTALS		RPI 1-25	RPI 26-50		W-L RECORDS		RPI 51-100		RPI 101-150		RPI 150+	
6-3-3		0-1-1	2-1-0		OVERALL		4-1-2		0-0-0		0-0-0	
1-0-2		0-0-0	0-0-0		HOME		1-0-2		0-0-0		0-0-0	
5-2-1		0-1-1	2-0-0		AWAY		3-1-0		0-0-0		0-0-0	
0-1-0		0-0-0	0-1-0		NEUTRAL		0-0-0		0-0-0		0-0-0	
5-2-2		0-0-0	2-1-0		NON-CONFERENCE		3-1-2		0-0-0		0-0-0	
1-0-2		0-0-0	0-0-0		HOME		1-0-2		0-0-0		0-0-0	
4-1-0		0-0-0	2-0-		AWAY		2-1-0		0-0-0		0-0-0	
0-1-0		0-0-0	0-1-0		NEUTRAL		0-0-0		0-0-0		0-0-0	
1-1-1		0-1-1	0-0-0		CONFERENCE		1-0-0		0-0-0		0-0-0	
0-0-0		0-0-0	0-0-0		HOME		0-0-0		0-0-0		0-0-0	
1-1-1		0-1-1	0-0-0		AWAY		1-0-0		0-0-0		0-0-0	
0-0-0		0-0-0	0-0-0		NEUTRAL		0-0-0		0-0-0		0-0-0	
RPI S	Opponent	Score	RPI S	Opponent	Score	RPI S	Opponent	Score	RPI S	Opponent	Score	
9 A	Stanford	1 1	26 A	New Mexico	2 1	52 A	UC Santa Barbara	1 0				
17 A	California	2 3	28 A	North Carolina	1 0	60 A	Wake Forest	3 1				
			33 N	American	1 2	76 H	Santa Clara	0 0				
						77 H	CSUN	3 0				
						78 A	San Diego	0 1				
						85 A	San Diego St.	1 0				
						89 H	Cal Poly	0 0				
LAST 10 GAMES												
85 A	San Diego St.	1 0	9 A	Stanford	1 1							
77 H	CSUN	3 0	17 A	California	2 3							
78 A	San Diego	0 1	76 H	Santa Clara	0 0							
52 A	UC Santa Barbara	1 0	26 A	New Mexico	2 1							
89 H	Cal Poly	0 0	33 N	American	1 2							

Non-Div. I Games:

UCLA

Average RPI Win:		112	WON-LOST RECORD		WINNING PCT. RANK		LAST 10 GAMES		STRENGTH OF SCHEDULE		OPP. STRENGTH OF SCHEDULE		TEAM RPI		ADJ RPI		CONF. RPI		ADJ CONF. RPI					
DIV. I ONLY			7-3-1		.68182		33		5-3-1		8		81		13		.60159		14		1		1	
DIV. I NON-CONF.			6-2-0		.75		19		4-2-0		69		134		38		.55704		38		1		1	
TOTALS		RPI 1-25		RPI 26-50		W-L RECORDS		RPI 51-100		RPI 101-150		RPI 150+												
7-3-1		1-2-1		0-1-0		OVERALL		2-0-0		1-0-0		3-0-0												
6-1-1		1-1-1		0-0-0		HOME		2-0-0		1-0-0		2-0-0												
1-2-0		0-1-0		0-1-0		AWAY		0-0-0		0-0-0		1-0-0												
0-0-0		0-0-0		0-0-0		NEUTRAL		0-0-0		0-0-0		0-0-0												
6-2-0		0-1-0		0-1-0		NON-CONFERENCE		2-0-0		1-0-0		3-0-0												
5-0-0		0-0-0		0-0-0		HOME		2-0-0		1-0-0		2-0-0												
1-2-0		0-1-0		0-0-		AWAY		0-0-0		0-0-0		1-0-0												
0-0-0		0-0-0		0-0-0		NEUTRAL		0-0-0		0-0-0		0-0-0												
1-1-1		1-1-1		0-0-0		CONFERENCE		0-0-0		0-0-0		0-0-0												
1-1-1		1-1-1		0-0-0		HOME		0-0-0		0-0-0		0-0-0												
0-0-0		0-0-0		0-0-0		AWAY		0-0-0		0-0-0		0-0-0												
0-0-0		0-0-0		0-0-0		NEUTRAL		0-0-0		0-0-0		0-0-0												
RPI	S	Opponent		Score		RPI	S	Opponent		Score		RPI	S	Opponent		Score								
2	H	Washington		1 1		44	A	Seattle		0 1		80	H	Duquesne		2 1								
9	H	Stanford		0 1								91	H	Siena		1 0								
17	H	California		6 2										112 H Portland		2 0								
20	A	Marquette		0 1										153 A Milwaukee		2 0								
														159 H Evansville		3 1								
														175 H UCF		1 0								
LAST 10 GAMES																								
9	H	Stanford		0 1		2	H	Washington		1 1														
44	A	Seattle		0 1		17	H	California		6 2														
112	H	Portland		2 0		20	A	Marquette		0 1														
80	H	Duquesne		2 1		153	A	Milwaukee		2 0														
91	H	Siena		1 0		175	H	UCF		1 0														

Non-Div. I Games:	Northwest Chrst.	11	1
-------------------	------------------	----	---

Oregon St.

Average RPI Win:	96	WON-LOST	WINNING	LAST 10	STRENGTH OF	OPP. STRENGTH	TEAM	ADJ	CONF.	ADJ CONF.			
Average RPI Loss:	29	RECORD	PCT. RANK	GAMES	SCHEDULE	OF SCHEDULE	RPI	RPI	RPI	RPI			
DIV. I ONLY	7-2-3	.70833	26	7-2-1	29	41	18	.60153	15	14	14		
DIV. I NON-CONF.	5-1-3	.72222	23	5-1-1	8	17	10	.6262	9	14	14		
<hr/>													
TOTALS	RPI 1-25	RPI 26-50		W-L RECORDS		RPI 51-100		RPI 101-150		RPI 150+			
7-2-3	1-1-1	2-1-1		OVERALL		1-0-0		1-0-1		2-0-0			
3-0-1	0-0-0	1-0-1		HOME		1-0-0		1-0-0		0-0-0			
4-2-2	1-1-1	1-1-0		AWAY		0-0-0		0-0-1		2-0-0			
0-0-0	0-0-0	0-0-0		NEUTRAL		0-0-0		0-0-0		0-0-0			
<hr/>													
5-1-3	1-1-1	2-0-1		NON-CONFERENCE		1-0-0		0-0-1		1-0-0			
2-0-1	0-0-0	1-0-1		HOME		1-0-0		0-0-0		0-0-0			
3-1-2	1-1-1	1-0-		AWAY		0-0-0		0-0-1		1-0-0			
0-0-0	0-0-0	0-0-0		NEUTRAL		0-0-0		0-0-0		0-0-0			
<hr/>													
2-1-0	0-0-0	0-1-0		CONFERENCE		0-0-0		1-0-0		1-0-0			
1-0-0	0-0-0	0-0-0		HOME		0-0-0		1-0-0		0-0-0			
1-1-0	0-0-0	0-1-0		AWAY		0-0-0		0-0-0		1-0-0			
0-0-0	0-0-0	0-0-0		NEUTRAL		0-0-0		0-0-0		0-0-0			
<hr/>													
RPI S	Opponent	Score		RPI S	Opponent	Score		RPI S	Opponent	Score			
12 A	Davidson	0	0	38 H	Dayton	2	2	98 H	Loyola Chicago	1	0		
16 A	Northwestern	0	1	42 A	Ill.-Chicago	0	1			105 H	Wright St.	5	2
21 A	Michigan St.	1	0	46 H	Western Ill.	2	1			110 A	North Carolina St.	0	0
				50 A	Butler	2	1			156 A	IUPUI	3	1
										195 A	Belmont	2	1
<hr/>													
LAST 10 GAMES													
42 A Ill.-Chicago				0	1	105 H Wright St.				5	2		
38 H Dayton				2	2	156 A IUPUI				3	1		
195 A Belmont				2	1	16 A Northwestern				0	1		
98 H Loyola Chicago				1	0	21 A Michigan St.				1	0		
46 H Western Ill.				2	1	50 A Butler				2	1		

Non-Div. I Games:

Valparaiso

Average RPI Win: 74		WON-LOST RECORD		WINNING PCT. RANK		LAST 10 GAMES		STRENGTH OF SCHEDULE		OPP. STRENGTH OF SCHEDULE		TEAM RPI		ADJ RPI		CONF. RPI		ADJ CONF. RPI	
DIV. I ONLY		6-1-4		.72727 21		5-1-4		30		7		14		.59965 16		2		2	
DIV. I NON-CONF.		5-0-2		.85714 8		4-0-2		28		44		18		.59147 19		2		2	
TOTALS		RPI 1-25		RPI 26-50		W-L RECORDS		RPI 51-100		RPI 101-150		RPI 150+							
6-1-4		1-0-1		1-1-0		OVERALL		2-0-3		2-0-0		0-0-0							
5-0-1		1-0-0		1-0-0		HOME		2-0-1		1-0-0		0-0-0							
1-1-2		0-0-1		0-1-0		AWAY		0-0-1		1-0-0		0-0-0							
0-0-1		0-0-0		0-0-0		NEUTRAL		0-0-1		0-0-0		0-0-0							
5-0-2		1-0-0		0-0-0		NON-CONFERENCE		2-0-2		2-0-0		0-0-0							
4-0-0		1-0-0		0-0-0		HOME		2-0-0		1-0-0		0-0-0							
1-0-1		0-0-0		0-0-		AWAY		0-0-1		1-0-0		0-0-0							
0-0-1		0-0-0		0-0-0		NEUTRAL		0-0-1		0-0-0		0-0-0							
1-1-2		0-0-1		1-1-0		CONFERENCE		0-0-1		0-0-0		0-0-0							
1-0-1		0-0-0		1-0-0		HOME		0-0-1		0-0-0		0-0-0							
0-1-1		0-0-1		0-1-0		AWAY		0-0-0		0-0-0		0-0-0							
0-0-0		0-0-0		0-0-0		NEUTRAL		0-0-0		0-0-0		0-0-0							
RPI S	Opponent		Score		RPI S	Opponent		Score		RPI S	Opponent		Score		RPI S	Opponent		Score	
1 A	Indiana		1 1		29 A	Ohio St.		0 2		52 A	UC Santa Barbara		1 1		120 A	Northern Ill.		2 0	
15 H	Valparaiso		1 0		36 H	Maryland		3 2		55 H	Hofstra		3 0		133 H	DePaul		1 0	
										61 N	Cal St. Fullerton		0 0						
										75 H	Michigan		0 0						
										83 H	Quinnipiac		2 0						
LAST 10 GAMES																			
										120 A	Northern Ill.		2 0						
										36 H	Maryland		3 2						
										61 N	Cal St. Fullerton		0 0						
										52 A	UC Santa Barbara		1 1						
										55 H	Hofstra		3 0						

Non-Div. I Games:

Northwestern

Average RPI Win:	96	WON-LOST RECORD	WINNING PCT. RANK	LAST 10 GAMES	STRENGTH OF SCHEDULE	OPP. STRENGTH OF SCHEDULE	TEAM RPI	ADJ RPI	CONF. RPI	ADJ CONF. RPI					
DIV. I ONLY		8-3-0	.72727	21	8-2-0	49	20	15	.59521	17	1	1			
DIV. I NON-CONF.		6-1-0	.85714	8	6-0-0	115	89	43	.5536	41	1	1			

TOTALS	RPI 1-25	RPI 26-50		W-L RECORDS		RPI 51-100		RPI 101-150		RPI 150+					
8-3-0	1-2-0	0-1-0		OVERALL		4-0-0		2-0-0		1-0-0					
6-0-0	1-0-0	0-0-0		HOME		2-0-0		2-0-0		1-0-0					
2-3-0	0-2-0	0-1-0		AWAY		2-0-0		0-0-0		0-0-0					
0-0-0	0-0-0	0-0-0		NEUTRAL		0-0-0		0-0-0		0-0-0					
6-1-0	0-0-0	0-1-0		NON-CONFERENCE		3-0-0		2-0-0		1-0-0					
4-0-0	0-0-0	0-0-0		HOME		1-0-0		2-0-0		1-0-0					
2-1-0	0-0-0	0-0-		AWAY		2-0-0		0-0-0		0-0-0					
0-0-0	0-0-0	0-0-0		NEUTRAL		0-0-0		0-0-0		0-0-0					
2-2-0	1-2-0	0-0-0		CONFERENCE		1-0-0		0-0-0		0-0-0					
2-0-0	1-0-0	0-0-0		HOME		1-0-0		0-0-0		0-0-0					
0-2-0	0-2-0	0-0-0		AWAY		0-0-0		0-0-0		0-0-0					
0-0-0	0-0-0	0-0-0		NEUTRAL		0-0-0		0-0-0		0-0-0					
RPI	S	Opponent	Score	RPI	S	Opponent	Score	RPI	S	Opponent	Score				
2	A	Washington	2 3	28	A	North Carolina	1 3	60	A	Wake Forest	4 1	136	H	Gonzaga	1 0
13	H	UCLA	3 2					72	H	Delaware	4 2	150	H	SIUE	2 1
14	A	Oregon St.	2 6					76	A	Santa Clara	4 0	176	H	Cleveland St.	6 1
								85	H	San Diego St.	4 3				
				LAST 10 GAMES											
				14	A	Oregon St.	2 6	85	H	San Diego St.	4 3				
				2	A	Washington	2 3	13	H	UCLA	3 2				
				76	A	Santa Clara	4 0	136	H	Gonzaga	1 0				
				150	H	SIUE	2 1	176	H	Cleveland St.	6 1				
				72	H	Delaware	4 2	60	A	Wake Forest	4 1				

Non-Div. I Games:

California

Average RPI Win:		107	WON-LOST RECORD		WINNING PCT. RANK	LAST 10 GAMES		STRENGTH OF SCHEDULE		OPP. STRENGTH OF SCHEDULE	TEAM RPI	ADJ RPI	CONF. RPI	ADJ CONF. RPI			
Average RPI Loss:		56	8-3-1		.70833	26	6-3-1		47	58	20	.59413	18	11	11		
DIV. I ONLY			7-2-0		.77778	18	5-2-0		52	76	24	.58947	22	13	13		
DIV. I NON-CONF.																	
TOTALS		RPI 1-25		RPI 26-50		W-L RECORDS		RPI 51-100		RPI 101-150		RPI 150+					
8-3-1		1-1-1		2-1-0		OVERALL		1-0-0		0-1-0		4-0-0					
7-0-0		0-0-0		2-0-0		HOME		1-0-0		0-0-0		4-0-0					
1-3-1		1-1-1		0-1-0		AWAY		0-0-0		0-1-0		0-0-0					
0-0-0		0-0-0		0-0-0		NEUTRAL		0-0-0		0-0-0		0-0-0					
7-2-0		1-1-0		2-0-0		NON-CONFERENCE		1-0-0		0-1-0		3-0-0					
6-0-0		0-0-0		2-0-0		HOME		1-0-0		0-0-0		3-0-0					
1-2-0		1-1-0		0-0-		AWAY		0-0-0		0-1-0		0-0-0					
0-0-0		0-0-0		0-0-0		NEUTRAL		0-0-0		0-0-0		0-0-0					
1-1-1		0-0-1		0-1-0		CONFERENCE		0-0-0		0-0-0		1-0-0					
1-0-0		0-0-0		0-0-0		HOME		0-0-0		0-0-0		1-0-0					
0-1-1		0-0-1		0-1-0		AWAY		0-0-0		0-0-0		0-0-0					
0-0-0		0-0-0		0-0-0		NEUTRAL		0-0-0		0-0-0		0-0-0					
RPI	S	Opponent		Score		RPI	S	Opponent		Score		RPI	S	Opponent		Score	
1	A	Indiana		1	3	35	H	Tulsa		1	0	69	H	Virginia Tech		3	1
10	A	Creighton		1	0	39	H	Louisville		1	0			119 A Memphis		0	4
12	A	Davidson		0	0	49	A	George Mason		2	3			159 H Evansville		3	1
														172 H UMKC		2	0
														180 H St. Bonaventure		3	0
														191 H Central Ark.		2	0
LAST 10 GAMES																	
						180	H	St. Bonaventure		3	0	49	A	George Mason		2	3
						1	A	Indiana		1	3	12	A	Davidson		0	0
						191	H	Central Ark.		2	0	159	H	Evansville		3	1
						10	A	Creighton		1	0	39	H	Louisville		1	0
						172	H	UMKC		2	0	119	A	Memphis		0	4

Non-Div. I Games:

Saint Louis

Average RPI Win:	97	WON-LOST	WINNING	LAST 10	STRENGTH OF	OPP. STRENGTH	TEAM	ADJ	CONF.	ADJ CONF.	
Average RPI Loss:	57	RECORD	PCT. RANK	GAMES	SCHEDULE	OF SCHEDULE	RPI	RPI	RPI	RPI	
DIV. I ONLY	6-2-1	.72222	25	6-2-1	34	72	17	.5906	19	4	4
DIV. I NON-CONF.	5-2-0	.71429	28	5-2-0	62	60	26	.57833	26	3	3
<hr/>											
TOTALS	RPI 1-25	RPI 26-50	W-L RECORDS		RPI 51-100		RPI 101-150		RPI 150+		
6-2-1	0-0-0	0-1-1	OVERALL		3-1-0		3-0-0		0-0-0		
4-1-1	0-0-0	0-1-1	HOME		2-0-0		2-0-0		0-0-0		
2-1-0	0-0-0	0-0-0	AWAY		1-1-0		1-0-0		0-0-0		
0-0-0	0-0-0	0-0-0	NEUTRAL		0-0-0		0-0-0		0-0-0		
<hr/>											
5-2-0	0-0-0	0-1-0	NON-CONFERENCE		2-1-0		3-0-0		0-0-0		
3-1-0	0-0-0	0-1-0	HOME		1-0-0		2-0-0		0-0-0		
2-1-0	0-0-0	0-0-	AWAY		1-1-0		1-0-0		0-0-0		
0-0-0	0-0-0	0-0-0	NEUTRAL		0-0-0		0-0-0		0-0-0		
<hr/>											
1-0-1	0-0-0	0-0-1	CONFERENCE		1-0-0		0-0-0		0-0-0		
1-0-1	0-0-0	0-0-1	HOME		1-0-0		0-0-0		0-0-0		
0-0-0	0-0-0	0-0-0	AWAY		0-0-0		0-0-0		0-0-0		
0-0-0	0-0-0	0-0-0	NEUTRAL		0-0-0		0-0-0		0-0-0		
<hr/>											
RPI S	Opponent	Score	RPI S	Opponent	Score	RPI S	Opponent	Score	RPI S	Opponent	Score
			31 H	Clemson	1 2	64 H	Holy Cross	2 0	114 A	Bryant	2 0
			37 H	Xavier	0 0	68 A	Brown	3 2	116 H	Rhode Island	5 1
						83 A	Quinnipiac	1 3	132 H	Northeastern	3 1
						88 H	Villanova	2 1			
<hr/>											
LAST 10 GAMES											
			132 H	Northeastern	3 1	88 H	Villanova	2 1			
			31 H	Clemson	1 2	37 H	Xavier	0 0			
			68 A	Brown	3 2	116 H	Rhode Island	5 1			
			83 A	Quinnipiac	1 3	114 A	Bryant	2 0			
			64 H	Holy Cross	2 0						

Non-Div. I Games:

Providence

Average RPI Win: 107		WON-LOST RECORD		WINNING PCT. RANK		LAST 10 GAMES		STRENGTH OF SCHEDULE		OPP. STRENGTH OF SCHEDULE		TEAM RPI		ADJ RPI		CONF. RPI		ADJ CONF. RPI	
DIV. I ONLY		7-2-1		.75 14		7-2-1		93		1		23		.58565 20		4		4	
DIV. I NON-CONF.		6-2-0		.75 19		6-2-0		130		2		34		.56163 35		3		3	
TOTALS		RPI 1-25		RPI 26-50		W-L RECORDS		RPI 51-100		RPI 101-150		RPI 150+							
7-2-1		1-2-1		1-0-0		OVERALL		0-0-0		4-0-0		1-0-0							
6-0-0		1-0-0		1-0-0		HOME		0-0-0		3-0-0		1-0-0							
1-1-1		0-1-1		0-0-0		AWAY		0-0-0		1-0-0		0-0-0							
0-1-0		0-1-0		0-0-0		NEUTRAL		0-0-0		0-0-0		0-0-0							
6-2-0		1-2-0		0-0-0		NON-CONFERENCE		0-0-0		4-0-0		1-0-0							
5-0-0		1-0-0		0-0-0		HOME		0-0-0		3-0-0		1-0-0							
1-1-0		0-1-0		0-0-		AWAY		0-0-0		1-0-0		0-0-0							
0-1-0		0-1-0		0-0-0		NEUTRAL		0-0-0		0-0-0		0-0-0							
1-0-1		0-0-1		1-0-0		CONFERENCE		0-0-0		0-0-0		0-0-0							
1-0-0		0-0-0		1-0-0		HOME		0-0-0		0-0-0		0-0-0							
0-0-1		0-0-1		0-0-0		AWAY		0-0-0		0-0-0		0-0-0							
0-0-0		0-0-0		0-0-0		NEUTRAL		0-0-0		0-0-0		0-0-0							
RPI S	Opponent		Score		RPI S	Opponent		Score		RPI S	Opponent		Score		RPI S	Opponent		Score	
1 A	Indiana		0	1	45 H	St. John's (NY)		2	0						120 A	Northern Ill.		2	0
6 N	Notre Dame		1	2											131 H	Wisconsin		2	0
8 A	Georgetown		0	0											136 H	Gonzaga		2	0
14 H	Oregon St.		1	0											149 H	Drake		2	0
															153 H	Milwaukee		2	0
LAST 10 GAMES																			
					120 A	Northern Ill.		2	0	45 H	St. John's (NY)		2	0					
					153 H	Milwaukee		2	0	8 A	Georgetown		0	0					
					149 H	Drake		2	0	131 H	Wisconsin		2	0					
					14 H	Oregon St.		1	0	1 A	Indiana		0	1					
					136 H	Gonzaga		2	0	6 N	Notre Dame		1	2					

Non-Div. I Games:

Marquette

Average RPI Win: 78		WON-LOST	WINNING	LAST 10	STRENGTH OF		OPP. STRENGTH	TEAM	ADJ	CONF.	ADJ CONF.
Average RPI Loss: 22		RECORD	PCT. RANK	GAMES	SCHEDULE		OF SCHEDULE	RPI	RPI	RPI	RPI
DIV. I ONLY		7-2-2	.72727	21	6-2-2		67	9	24	.58533	21
DIV. I NON-CONF.		5-1-1	.78571	17	4-1-1		5	36	8	.61841	12
TOTALS		RPI 1-25	RPI 26-50		W-L RECORDS		RPI 51-100		RPI 101-150		RPI 150+
7-2-2		0-1-0	2-1-1		OVERALL		3-0-1		2-0-0		0-0-0
5-1-1		0-1-0	1-0-0		HOME		2-0-1		2-0-0		0-0-0
2-1-1		0-0-0	1-1-1		AWAY		1-0-0		0-0-0		0-0-0
0-0-0		0-0-0	0-0-0		NEUTRAL		0-0-0		0-0-0		0-0-0
5-1-1		0-1-0	1-0-1		NON-CONFERENCE		3-0-0		1-0-0		0-0-0
4-1-0		0-1-0	1-0-0		HOME		2-0-0		1-0-0		0-0-0
1-0-1		0-0-0	0-1-		AWAY		1-0-0		0-0-0		0-0-0
0-0-0		0-0-0	0-0-0		NEUTRAL		0-0-0		0-0-0		0-0-0
2-1-1		0-0-0	1-1-0		CONFERENCE		0-0-1		1-0-0		0-0-0
1-0-1		0-0-0	0-0-0		HOME		0-0-1		1-0-0		0-0-0
1-1-0		0-0-0	1-1-0		AWAY		0-0-0		0-0-0		0-0-0
0-0-0		0-0-0	0-0-0		NEUTRAL		0-0-0		0-0-0		0-0-0
RPI S	Opponent	Score		RPI S	Opponent	Score		RPI S	Opponent	Score	
15 H	Valparaiso	0	1	29 A	Ohio St.	2	3	66 H	SMU	1	0
				30 H	Akron	1	0	82 A	Bowling Green	1	0
				36 A	Maryland	1	0	86 H	Rutgers	0	0
				42 A	Ill.-Chicago	0	0	98 H	Loyola Chicago	1	0
LAST 10 GAMES											
				86 H	Rutgers	0	0	131 H	Wisconsin	2	1
				82 A	Bowling Green	1	0	30 H	Akron	1	0
				36 A	Maryland	1	0	29 A	Ohio St.	2	3
				98 H	Loyola Chicago	1	0	42 A	Ill.-Chicago	0	0
				15 H	Valparaiso	0	1	106 H	FIU	3	0

Non-Div. I Games:

Michigan St.

Average RPI Win: 145		WON-LOST	WINNING	LAST 10	STRENGTH OF	OPP. STRENGTH	TEAM	ADJ	CONF.	ADJ CONF.									
Average RPI Loss: 26		RECORD	PCT. RANK	GAMES	SCHEDULE	OF SCHEDULE	RPI	RPI	RPI	RPI									
DIV. I ONLY		8-2-0	.8	7	7-2-0	75	175	25	.58514	22	20	20							
DIV. I NON-CONF.		5-2-0	.71429	28	4-2-0	15	166	6	.62882	5	20	20							
<hr/>																			
TOTALS		RPI 1-25		RPI 26-50		W-L RECORDS		RPI 51-100		RPI 101-150		RPI 150+							
8-2-0		0-1-0		1-1-0		OVERALL		0-0-0		3-0-0		4-0-0							
4-1-0		0-1-0		0-0-0		HOME		0-0-0		2-0-0		2-0-0							
2-0-0		0-0-0		1-0-0		AWAY		0-0-0		0-0-0		1-0-0							
2-1-0		0-0-0		0-1-0		NEUTRAL		0-0-0		1-0-0		1-0-0							
5-2-0		0-1-0		1-1-0		NON-CONFERENCE		0-0-0		2-0-0		2-0-0							
2-1-0		0-1-0		0-0-0		HOME		0-0-0		1-0-0		1-0-0							
1-0-0		0-0-0		1-0-		AWAY		0-0-0		0-0-0		0-0-0							
2-1-0		0-0-0		0-1-0		NEUTRAL		0-0-0		1-0-0		1-0-0							
3-0-0		0-0-0		0-0-0		CONFERENCE		0-0-0		1-0-0		2-0-0							
2-0-0		0-0-0		0-0-0		HOME		0-0-0		1-0-0		1-0-0							
1-0-0		0-0-0		0-0-0		AWAY		0-0-0		0-0-0		1-0-0							
0-0-0		0-0-0		0-0-0		NEUTRAL		0-0-0		0-0-0		0-0-0							
RPI	S	Opponent		Score		RPI	S	Opponent		Score		RPI	S	Opponent		Score			
3	H	Charlotte		0 3		27	A	UNCW		2 1		121	H	East Tenn. St.		4 2			
						48	N	Elon		0 1		130	H	Liberty		2 0			
												134	N	Wofford		1 0			
												167	N	Ga. Southern		3 1			
												190	H	Longwood		3 2			
												194	A	Presbyterian		4 0			
												198	H	USC Upstate		5 3			
<hr/>																			
LAST 10 GAMES																			
121 H East Tenn. St.						4		2		194 A Presbyterian						4		0	
198 H USC Upstate						5		3		190 H Longwood						3		2	
3 H Charlotte						0		3		130 H Liberty						2		0	
27 A UNCW						2		1		167 N Ga. Southern						3		1	
48 N Elon						0		1		134 N Wofford						1		0	

Non-Div. I Games: Brevard 5 0

Winthrop

Average RPI Win:	124	WON-LOST RECORD	WINNING PCT. RANK	LAST 10 GAMES	STRENGTH OF SCHEDULE	OPP. STRENGTH OF SCHEDULE	TEAM RPI	ADJ RPI	CONF. RPI	ADJ CONF. RPI				
DIV. I ONLY		7-2-1	.75	14	7-2-1	60	84	22	.58407	23	10	10		
DIV. I NON-CONF.		5-2-1	.6875	36	5-2-1	33	52	15	.60434	15	10	11		
<hr/>														
TOTALS	RPI 1-25	RPI 26-50		W-L RECORDS		RPI 51-100		RPI 101-150		RPI 150+				
7-2-1	0-2-0	0-0-0		OVERALL		3-0-1		1-0-0		3-0-0				
4-0-0	0-0-0	0-0-0		HOME		0-0-0		1-0-0		3-0-0				
3-1-1	0-1-0	0-0-0		AWAY		3-0-1		0-0-0		0-0-0				
0-1-0	0-1-0	0-0-0		NEUTRAL		0-0-0		0-0-0		0-0-0				
5-2-1	0-2-0	0-0-0		NON-CONFERENCE		2-0-1		1-0-0		2-0-0				
3-0-0	0-0-0	0-0-0		HOME		0-0-0		1-0-0		2-0-0				
2-1-1	0-1-0	0-0-		AWAY		2-0-1		0-0-0		0-0-0				
0-1-0	0-1-0	0-0-0		NEUTRAL		0-0-0		0-0-0		0-0-0				
2-0-0	0-0-0	0-0-0		CONFERENCE		1-0-0		0-0-0		1-0-0				
1-0-0	0-0-0	0-0-0		HOME		0-0-0		0-0-0		1-0-0				
1-0-0	0-0-0	0-0-0		AWAY		1-0-0		0-0-0		0-0-0				
0-0-0	0-0-0	0-0-0		NEUTRAL		0-0-0		0-0-0		0-0-0				
RPI	S	Opponent	Score		RPI	S	Opponent	Score		RPI	S	Opponent	Score	
1	N	Indiana	0	1						55	A	Hofstra	2	1
6	A	Notre Dame	1	4						64	A	Holy Cross	2	2
										65	A	Princeton	2	1
										100	A	Vermont	2	1

Non-Div. I Games:

Dartmouth

Average RPI Win: 103		WON-LOST RECORD	WINNING PCT. RANK		LAST 10 GAMES	STRENGTH OF SCHEDULE	OPP. STRENGTH OF SCHEDULE	TEAM RPI	ADJ RPI	CONF. RPI	ADJ CONF. RPI	
Average RPI Loss: 80												
DIV. I ONLY		8-2-1	.77273	11	7-2-1	77	63	21	.58275	24	7	8
DIV. I NON-CONF.		4-2-1	.64286	47	3-2-1	131	91	44	.55078	46	12	12
<hr/>												
TOTALS		RPI 1-25		RPI 26-50		W-L RECORDS		RPI 51-100		RPI 101-150		RPI 150+
8-2-1		0-0-0		0-0-0		OVERALL		4-2-1		3-0-0		1-0-0
5-1-1		0-0-0		0-0-0		HOME		2-1-1		2-0-0		1-0-0
3-1-0		0-0-0		0-0-0		AWAY		2-1-0		1-0-0		0-0-0
0-0-0		0-0-0		0-0-0		NEUTRAL		0-0-0		0-0-0		0-0-0
4-2-1		0-0-0		0-0-0		NON-CONFERENCE		1-2-1		2-0-0		1-0-0
3-1-1		0-0-0		0-0-0		HOME		1-1-1		1-0-0		1-0-0
1-1-0		0-0-0		0-0-		AWAY		0-1-0		1-0-0		0-0-0
0-0-0		0-0-0		0-0-0		NEUTRAL		0-0-0		0-0-0		0-0-0
4-0-0		0-0-0		0-0-0		CONFERENCE		3-0-0		1-0-0		0-0-0
2-0-0		0-0-0		0-0-0		HOME		1-0-0		1-0-0		0-0-0
2-0-0		0-0-0		0-0-0		AWAY		2-0-0		0-0-0		0-0-0
0-0-0		0-0-0		0-0-0		NEUTRAL		0-0-0		0-0-0		0-0-0
RPI	S	Opponent	Score	RPI	S	Opponent	Score	RPI	S	Opponent	Score	
						57 H Navy	2 1			102 H Army	2 0	
						64 A Holy Cross	1 0			115 H Fordham	1 0	
						65 H Princeton	2 2			132 A Northeastern	2 1	
						68 H Brown	0 1			183 H Massachusetts	2 0	
						79 H Iona	1 0					
						90 A Lehigh	2 0					
						91 A Siena	0 1					
<hr/>												
LAST 10 GAMES												
						57 H Navy	2 1			90 A Lehigh	2 0	
						65 H Princeton	2 2			64 A Holy Cross	1 0	
						132 A Northeastern	2 1			102 H Army	2 0	
						183 H Massachusetts	2 0			91 A Siena	0 1	
						68 H Brown	0 1			79 H Iona	1 0	

Non-Div. I Games:

Boston U.

Average RPI Win:	97	WON-LOST	WINNING	LAST 10	STRENGTH OF	OPP. STRENGTH	TEAM	ADJ	CONF.	ADJ CONF.				
Average RPI Loss:	39	RECORD	PCT. RANK	GAMES	SCHEDULE	OF SCHEDULE	RPI	RPI	RPI	RPI				
DIV. I ONLY		7-4-1	.625	50	5-4-1	18	48	26	.5826	25	6	6		
DIV. I NON-CONF.		5-3-1	.61111	58	3-3-1	6	64	17	.5966	18	6	6		
<hr/>														
TOTALS	RPI 1-25	RPI 26-50		W-L RECORDS		RPI 51-100		RPI 101-150		RPI 150+				
7-4-1	0-1-0	1-2-1		OVERALL		3-1-0		3-0-0		0-0-0				
3-1-1	0-0-0	0-1-1		HOME		2-0-0		1-0-0		0-0-0				
4-1-0	0-0-0	1-1-0		AWAY		1-0-0		2-0-0		0-0-0				
0-2-0	0-1-0	0-0-0		NEUTRAL		0-1-0		0-0-0		0-0-0				
5-3-1	0-1-0	1-1-1		NON-CONFERENCE		2-1-0		2-0-0		0-0-0				
3-0-1	0-0-0	0-0-1		HOME		2-0-0		1-0-0		0-0-0				
2-1-0	0-0-0	1-0-		AWAY		0-0-0		1-0-0		0-0-0				
0-2-0	0-1-0	0-0-0		NEUTRAL		0-1-0		0-0-0		0-0-0				
2-1-0	0-0-0	0-1-0		CONFERENCE		1-0-0		1-0-0		0-0-0				
0-1-0	0-0-0	0-1-0		HOME		0-0-0		0-0-0		0-0-0				
2-0-0	0-0-0	0-0-0		AWAY		1-0-0		1-0-0		0-0-0				
0-0-0	0-0-0	0-0-0		NEUTRAL		0-0-0		0-0-0		0-0-0				
RPI	S	Opponent	Score		RPI	S	Opponent	Score		RPI	S	Opponent	Score	
7	N	Virginia	1	2	30	A	Akron	0	1	77	N	CSUN	0	2
					34	A	Coastal Caro.	2	1	96	H	Missouri St.	3	1
					38	H	Dayton	0	0	97	A	South Carolina	1	0
					40	H	Kentucky	0	1	100	H	Vermont	4	1
<hr/>														
LAST 10 GAMES														
106	A	FIU	3	2	97	A	South Carolina	1	0					
96	H	Missouri St.	3	1	40	H	Kentucky	0	1					
34	A	Coastal Caro.	2	1	30	A	Akron	0	1					
38	H	Dayton	0	0	7	N	Virginia	1	2					
100	H	Vermont	4	1	77	N	CSUN	0	2					

Non-Div. I Games:

UAB

Average RPI Win:	95	WON-LOST	WINNING	LAST 10	STRENGTH OF	OPP. STRENGTH	TEAM	ADJ	CONF.	ADJ CONF.			
Average RPI Loss:	8	RECORD	PCT. RANK	GAMES	SCHEDULE	OF SCHEDULE	RPI	RPI	RPI	RPI			
DIV. I ONLY		9-2-1	.79167	8	7-2-1	96	13	19	.57976	26	6	6	
DIV. I NON-CONF.		7-1-1	.83333	11	5-1-1	97	7	21	.58187	24	6	6	
<hr/>													
TOTALS	RPI 1-25	RPI 26-50		W-L RECORDS		RPI 51-100		RPI 101-150		RPI 150+			
9-2-1	0-2-0	2-0-0		OVERALL		4-0-0		2-0-1		1-0-0			
6-1-1	0-1-0	2-0-0		HOME		2-0-0		2-0-1		0-0-0			
3-1-0	0-1-0	0-0-0		AWAY		2-0-0		0-0-0		1-0-0			
0-0-0	0-0-0	0-0-0		NEUTRAL		0-0-0		0-0-0		0-0-0			
7-1-1	0-1-0	2-0-0		NON-CONFERENCE		4-0-0		1-0-1		0-0-0			
5-1-1	0-1-0	2-0-0		HOME		2-0-0		1-0-1		0-0-0			
2-0-0	0-0-0	0-0-		AWAY		2-0-0		0-0-0		0-0-0			
0-0-0	0-0-0	0-0-0		NEUTRAL		0-0-0		0-0-0		0-0-0			
2-1-0	0-1-0	0-0-0		CONFERENCE		0-0-0		1-0-0		1-0-0			
1-0-0	0-0-0	0-0-0		HOME		0-0-0		1-0-0		0-0-0			
1-1-0	0-1-0	0-0-0		AWAY		0-0-0		0-0-0		1-0-0			
0-0-0	0-0-0	0-0-0		NEUTRAL		0-0-0		0-0-0		0-0-0			
RPI	S	Opponent	Score	RPI	S	Opponent	Score	RPI	S	Opponent	Score		
3	A	Charlotte	0 2	30	H	Akron	1 0	77	A	CSUN	2 0		
13	H	UCLA	1 2	43	H	West Virginia	6 1	78	A	San Diego	2 0		
								96	H	Missouri St.	2 0		
								99	H	VCU	2 0		
										106	H	FIU	2 0
										138	H	UC Riverside	2 1
										147	H	Drexel	1 1
										189	A	Fla. Atlantic	2 0

Non-Div. I Games:

New Mexico

UNCW

UNCW

Average RPI Win:		84	WON-LOST RECORD		WINNING PCT. RANK		LAST 10 GAMES		STRENGTH OF SCHEDULE		OPP. STRENGTH OF SCHEDULE		TEAM RPI	ADJ RPI		CONF. RPI	ADJ CONF. RPI
DIV. I ONLY			8-4-0	.66667	38	7-3-0		58		5		27	.57775	28	3	3	
DIV. I NON-CONF.			5-2-0	.71429	28	4-1-0		55		5		22	.58339	23	4	4	
TOTALS		RPI 1-25		RPI 26-50		W-L RECORDS		RPI 51-100		RPI 101-150		RPI 150+					
8-4-0		1-2-0		1-1-0		OVERALL		3-1-0		2-0-0		1-0-0					
5-1-0		1-1-0		1-0-0		HOME		1-0-0		1-0-0		1-0-0					
3-3-0		0-1-0		0-1-0		AWAY		2-1-0		1-0-0		0-0-0					
0-0-0		0-0-0		0-0-0		NEUTRAL		0-0-0		0-0-0		0-0-0					
5-2-0		1-1-0		0-1-0		NON-CONFERENCE		2-0-0		2-0-0		0-0-0					
2-1-0		1-1-0		0-0-0		HOME		0-0-0		1-0-0		0-0-0					
3-1-0		0-0-0		0-0-		AWAY		2-0-0		1-0-0		0-0-0					
0-0-0		0-0-0		0-0-0		NEUTRAL		0-0-0		0-0-0		0-0-0					
3-2-0		0-1-0		1-0-0		CONFERENCE		1-1-0		0-0-0		1-0-0					
3-0-0		0-0-0		1-0-0		HOME		1-0-0		0-0-0		1-0-0					
0-2-0		0-1-0		0-0-0		AWAY		0-1-0		0-0-0		0-0-0					
0-0-0		0-0-0		0-0-0		NEUTRAL		0-0-0		0-0-0		0-0-0					
RPI	S	Opponent		Score		RPI	S	Opponent		Score		RPI	S	Opponent		Score	
6	A	Notre Dame		0 2		27	A	UNCW		3 4		58	A	Duke		1 2	
13	H	UCLA		0 1		31	H	Clemson		3 2		69	H	Virginia Tech		5 0	
17	H	California		3 1								87	A	Old Dominion		1 0	
												99	A	VCU		1 0	

[illegible]

Non-Div. I Games:

Ohio St.

Average RPI Win:		93	WON-LOST RECORD		WINNING PCT. RANK		LAST 10 GAMES		STRENGTH OF SCHEDULE		OPP. STRENGTH OF SCHEDULE		TEAM RPI		ADJ RPI		CONF. RPI		ADJ CONF. RPI		
DIV. I ONLY			6-6-0		.5	100	5-5-0		7		43		31		.57478		31	3		3	
DIV. I NON-CONF.			3-4-0		.42857	139	2-3-0		4		48		29		.57625		29	4		4	
TOTALS		RPI 1-25		RPI 26-50		W-L RECORDS		RPI 51-100		RPI 101-150		RPI 150+									
6-6-0		1-3-0		0-1-0		OVERALL		3-2-0		0-0-0		2-0-0									
3-2-0		0-2-0		0-0-0		HOME		2-0-0		0-0-0		1-0-0									
3-3-0		1-0-0		0-1-0		AWAY		1-2-0		0-0-0		1-0-0									
0-1-0		0-1-0		0-0-0		NEUTRAL		0-0-0		0-0-0		0-0-0									
3-4-0		1-2-0		0-0-0		NON-CONFERENCE		1-2-0		0-0-0		1-0-0									
2-1-0		0-1-0		0-0-0		HOME		1-0-0		0-0-0		1-0-0									
1-2-0		1-0-0		0-0-		AWAY		0-2-0		0-0-0		0-0-0									
0-1-0		0-1-0		0-0-0		NEUTRAL		0-0-0		0-0-0		0-0-0									
3-2-0		0-1-0		0-1-0		CONFERENCE		2-0-0		0-0-0		1-0-0									
1-1-0		0-1-0		0-0-0		HOME		1-0-0		0-0-0		0-0-0									
2-1-0		0-0-0		0-1-0		AWAY		1-0-0		0-0-0		1-0-0									
0-0-0		0-0-0		0-0-0		NEUTRAL		0-0-0		0-0-0		0-0-0									
RPI	S	Opponent		Score		RPI	S	Opponent		Score		RPI	S	Opponent		Score					
3	H	Charlotte		0	1	28	A	North Carolina		2	3	54	A	Boston College		2	0				
4	H	Syracuse		0	1							60	H	Wake Forest		3	1				
5	N	UC Irvine		1	2							62	H	Radford		1	0				
19	A	Providence		2	1							85	A	San Diego St.		1	2				
												97	A	South Carolina		1	2				
LAST 10 GAMES																					
						60	H	Wake Forest		3	1	164	A	Pittsburgh		2	0				
						4	H	Syracuse		0	1	3	H	Charlotte		0	1				
						197	H	Gardner-Webb		6	0	28	A	North Carolina		2	3				
						19	A	Providence		2	1	5	N	UC Irvine		1	2				
						54	A	Boston College		2	0	85	A	San Diego St.		1	2				

Non-Div. I Games:

Clemson

UNLV

UNLV

Average RPI Win: 111		WON-LOST RECORD		WINNING PCT. RANK		LAST 10 GAMES		STRENGTH OF SCHEDULE		OPP. STRENGTH OF SCHEDULE		TEAM RPI		ADJ RPI		CONF. RPI		ADJ CONF. RPI	
DIV. I ONLY		8-3-1		.70833 26		7-2-1		94		71		35		.56305 33		7		8	
DIV. I NON-CONF.		6-1-1		.8125 14		5-0-1		117		80		50		.55114 45		12		12	
TOTALS		RPI 1-25		RPI 26-50		W-L RECORDS		RPI 51-100		RPI 101-150		RPI 150+							
8-3-1		1-0-0		0-1-0		OVERALL		2-2-0		2-0-1		3-0-0							
4-1-1		0-0-0		0-1-0		HOME		1-0-0		0-0-1		3-0-0							
2-2-0		0-0-0		0-0-0		AWAY		1-2-0		1-0-0		0-0-0							
2-0-0		1-0-0		0-0-0		NEUTRAL		0-0-0		1-0-0		0-0-0							
6-1-1		1-0-0		0-1-0		NON-CONFERENCE		1-0-0		1-0-1		3-0-0							
3-1-1		0-0-0		0-1-0		HOME		0-0-0		0-0-1		3-0-0							
1-0-0		0-0-0		0-0-		AWAY		1-0-0		0-0-0		0-0-0							
2-0-0		1-0-0		0-0-0		NEUTRAL		0-0-0		1-0-0		0-0-0							
2-2-0		0-0-0		0-0-0		CONFERENCE		1-2-0		1-0-0		0-0-0							
1-0-0		0-0-0		0-0-0		HOME		1-0-0		0-0-0		0-0-0							
1-2-0		0-0-0		0-0-0		AWAY		0-2-0		1-0-0		0-0-0							
0-0-0		0-0-0		0-0-0		NEUTRAL		0-0-0		0-0-0		0-0-0							
RPI S	Opponent		Score		RPI S	Opponent		Score		RPI S	Opponent		Score		RPI S	Opponent		Score	
13 N	UCLA		2	1	49 H	George Mason		0	1	53 A	Penn		2	1	113 H	Hartford		1	1
										57 A	Navy		0	2	122 A	Bucknell		1	0
										64 H	Holy Cross		3	2	138 N	UC Riverside		1	0
										90 A	Lehigh		1	2	151 H	George Washington		2	0
															153 H	Milwaukee		3	0
															193 H	Hartwick		3	1
LAST 10 GAMES																			
						90 A	Lehigh		1	2		122 A	Bucknell		1	0			
						113 H	Hartford		1	1		57 A	Navy		0	2			
						53 A	Penn		2	1		64 H	Holy Cross		3	2			
						153 H	Milwaukee		3	0		138 N	UC Riverside		1	0			
						193 H	Hartwick		3	1		13 N	UCLA		2	1			

Non-Div. I Games:

American

Average RPI Win:	114	WON-LOST RECORD	WINNING PCT. RANK	LAST 10 GAMES	STRENGTH OF SCHEDULE	OPP. STRENGTH OF SCHEDULE	TEAM RPI	ADJ RPI	CONF. RPI	ADJ CONF. RPI				
DIV. I ONLY		9-3-0	.75	14	8-2-0	140	25	37	.56249	34	20	20		
DIV. I NON-CONF.		5-3-0	.625	51	4-2-0	20	8	4	.63658	4	20	20		
<hr/>														
TOTALS	RPI 1-25	RPI 26-50		W-L RECORDS		RPI 51-100		RPI 101-150		RPI 150+				
9-3-0	1-1-0	1-1-0		OVERALL		2-1-0		2-0-0		3-0-0				
4-2-0	0-1-0	1-0-0		HOME		1-1-0		0-0-0		2-0-0				
5-1-0	1-0-0	0-1-0		AWAY		1-0-0		2-0-0		1-0-0				
0-0-0	0-0-0	0-0-0		NEUTRAL		0-0-0		0-0-0		0-0-0				
5-3-0	1-1-0	1-1-0		NON-CONFERENCE		2-1-0		1-0-0		0-0-0				
2-2-0	0-1-0	1-0-0		HOME		1-1-0		0-0-0		2-0-0				
3-1-0	1-0-0	0-0-		AWAY		1-0-0		1-0-0		0-0-0				
0-0-0	0-0-0	0-0-0		NEUTRAL		0-0-0		0-0-0		0-0-0				
4-0-0	0-0-0	0-0-0		CONFERENCE		0-0-0		1-0-0		3-0-0				
2-0-0	0-0-0	0-0-0		HOME		0-0-0		0-0-0		2-0-0				
2-0-0	0-0-0	0-0-0		AWAY		0-0-0		1-0-0		1-0-0				
0-0-0	0-0-0	0-0-0		NEUTRAL		0-0-0		0-0-0		0-0-0				
RPI	S	Opponent	Score		RPI	S	Opponent	Score		RPI	S	Opponent	Score	
3	A	Charlotte	2	1	36	A	Maryland	2	3	70	A	UConn	3	2
25	H	UAB	1	2	48	H	Elon	3	1	74	H	Furman	0	1
										97	H	South Carolina	3	0

Non-Div. I Games:

Coastal Caro.

T
u
l
s
a

Tulsa

Average RPI Win: 63		WON-LOST RECORD		WINNING PCT. RANK		LAST 10 GAMES		STRENGTH OF SCHEDULE		OPP. STRENGTH OF SCHEDULE		TEAM RPI		ADJ RPI		CONF. RPI		ADJ CONF. RPI					
DIV. I ONLY		5-5-2		.5 100		4-4-2		9		19		32		.557 36		2		2					
DIV. I NON-CONF.		3-3-1		.5 103		2-2-1		19		22		39		.55484 39		2		2					
TOTALS		RPI 1-25		RPI 26-50		W-L RECORDS		RPI 51-100		RPI 101-150		RPI 150+											
5-5-2		1-3-0		2-1-0		OVERALL		1-1-1		1-0-1		0-0-0											
5-2-1		1-2-0		2-0-0		HOME		1-0-0		1-0-1		0-0-0											
0-3-1		0-1-0		0-1-0		AWAY		0-1-1		0-0-0		0-0-0											
0-0-0		0-0-0		0-0-0		NEUTRAL		0-0-0		0-0-0		0-0-0											
3-3-1		0-1-0		2-1-0		NON-CONFERENCE		1-1-0		0-0-1		0-0-0											
3-1-1		0-1-0		2-0-0		HOME		1-0-0		0-0-1		0-0-0											
0-2-0		0-0-0		0-0-		AWAY		0-1-0		0-0-0		0-0-0											
0-0-0		0-0-0		0-0-0		NEUTRAL		0-0-0		0-0-0		0-0-0											
2-2-1		1-2-0		0-0-0		CONFERENCE		0-0-1		1-0-0		0-0-0											
2-1-0		1-1-0		0-0-0		HOME		0-0-0		1-0-0		0-0-0											
0-1-1		0-1-0		0-0-0		AWAY		0-0-1		0-0-0		0-0-0											
0-0-0		0-0-0		0-0-0		NEUTRAL		0-0-0		0-0-0		0-0-0											
RPI	S	Opponent		Score		RPI	S	Opponent		Score		RPI	S	Opponent		Score							
8	H	Georgetown		0	1	34	H	Coastal Caro.		3	2	57	A	Navy		1	2	108	H	UMBC		0	0
11	H	Penn St.		4	0	38	H	Dayton		1	0	75	A	Michigan		1	1	131	H	Wisconsin		2	0
16	A	Northwestern		2	3	39	A	Louisville		0	1	99	H	VCU		1	0						
21	H	Michigan St.		0	1																		
LAST 10 GAMES																							
8	H	Georgetown		0	1	11	H	Penn St.		4	0												
131	H	Wisconsin		2	0	99	H	VCU		1	0												
38	H	Dayton		1	0	16	A	Northwestern		2	3												
21	H	Michigan St.		0	1	57	A	Navy		1	2												
75	A	Michigan		1	1	108	H	UMBC		0	0												

Non-Div. I Games:

Maryland

Average RPI Win:	107	WON-LOST RECORD	WINNING PCT. RANK	LAST 10 GAMES	STRENGTH OF SCHEDULE	OPP. STRENGTH OF SCHEDULE	TEAM RPI	ADJ RPI	CONF. RPI	ADJ CONF. RPI				
DIV. I ONLY		8-3-1	.70833	26	8-1-1	91	70	33	.55449	37	4	4		
DIV. I NON-CONF.		6-3-0	.66667	42	6-1-0	110	120	51	.53688	55	3	3		
<hr/>														
TOTALS	RPI 1-25	RPI 26-50		W-L RECORDS		RPI 51-100		RPI 101-150		RPI 150+				
8-3-1	0-0-1	2-1-0		OVERALL		1-0-0		3-2-0		2-0-0				
5-1-0	0-0-0	2-0-0		HOME		1-0-0		0-1-0		2-0-0				
3-2-1	0-0-1	0-1-0		AWAY		0-0-0		3-1-0		0-0-0				
0-0-0	0-0-0	0-0-0		NEUTRAL		0-0-0		0-0-0		0-0-0				
<hr/>														
6-3-0	0-0-0	1-1-0		NON-CONFERENCE		1-0-0		2-2-0		2-0-0				
4-1-0	0-0-0	1-0-0		HOME		1-0-0		0-1-0		2-0-0				
2-2-0	0-0-0	0-0-		AWAY		0-0-0		2-1-0		0-0-0				
0-0-0	0-0-0	0-0-0		NEUTRAL		0-0-0		0-0-0		0-0-0				
<hr/>														
2-0-1	0-0-1	1-0-0		CONFERENCE		0-0-0		1-0-0		0-0-0				
1-0-0	0-0-0	1-0-0		HOME		0-0-0		0-0-0		0-0-0				
1-0-1	0-0-1	0-0-0		AWAY		0-0-0		1-0-0		0-0-0				
0-0-0	0-0-0	0-0-0		NEUTRAL		0-0-0		0-0-0		0-0-0				
<hr/>														
RPI	S	Opponent	Score		RPI	S	Opponent	Score		RPI	S	Opponent	Score	
19	A	Providence	0	0	40	A	Kentucky	0	1	71	H	Cornell	1	0
					45	H	St. John's (NY)	1	0					
					47	H	Loyola Marymount	2	0					
			</											

Non-Div. I Games:

Xavier

Average RPI Win:	91	WON-LOST	WINNING	LAST 10	STRENGTH OF	OPP. STRENGTH	TEAM	ADJ	CONF.	ADJ CONF.			
Average RPI Loss:	87	RECORD	PCT. RANK	GAMES	SCHEDULE	OF SCHEDULE	RPI	RPI	RPI	RPI			
DIV. I ONLY		5-3-3	.59091	65	5-2-3	38	29	39	.55418	38	11	11	
DIV. I NON-CONF.		4-3-2	.55556	91	4-2-2	91	30	70	.52752	69	13	13	
<hr/>													
TOTALS	RPI 1-25	RPI 26-50		W-L RECORDS		RPI 51-100		RPI 101-150		RPI 150+			
5-3-3	1-0-2	1-1-1		OVERALL		1-1-0		0-1-0		2-0-0			
3-1-1	1-0-0	1-0-1		HOME		1-0-0		0-1-0		0-0-0			
1-2-2	0-0-2	0-1-0		AWAY		0-1-0		0-0-0		1-0-0			
1-0-0	0-0-0	0-0-0		NEUTRAL		0-0-0		0-0-0		1-0-0			
4-3-2	0-0-2	1-1-0		NON-CONFERENCE		1-1-0		0-1-0		2-0-0			
2-1-0	0-0-0	1-0-0		HOME		1-0-0		0-1-0		0-0-0			
1-2-2	0-0-2	0-0-		AWAY		0-1-0		0-0-0		1-0-0			
1-0-0	0-0-0	0-0-0		NEUTRAL		0-0-0		0-0-0		1-0-0			
1-0-1	1-0-0	0-0-1		CONFERENCE		0-0-0		0-0-0		0-0-0			
1-0-1	1-0-0	0-0-1		HOME		0-0-0		0-0-0		0-0-0			
0-0-0	0-0-0	0-0-0		AWAY		0-0-0		0-0-0		0-0-0			
0-0-0	0-0-0	0-0-0		NEUTRAL		0-0-0		0-0-0		0-0-0			
RPI	S	Opponent	Score	RPI	S	Opponent	Score	RPI	S	Opponent	Score		
12	H	Davidson	2 0	29	H	Ohio St.	1 0	94	H	Detroit	3 0		
15	A	Valparaiso	2 2	36	A	Maryland	0 1	98	A	Loyola Chicago	0 2		
25	A	UAB	0 0	49	H	George Mason	1 1						
										127	H	High Point	1 2
										156	A	IUPUI	5 0
										166	N	Jacksonville	3 0

Non-Div. I Games:

Dayton

Average RPI Win: 70		WON-LOST RECORD		WINNING PCT. RANK		LAST 10 GAMES		STRENGTH OF SCHEDULE		OPP. STRENGTH OF SCHEDULE		TEAM RPI		ADJ RPI		CONF. RPI		ADJ CONF. RPI	
DIV. I ONLY		5-5-1		.5 100		4-5-1		32		3		43		.55228 39		3		3	
DIV. I NON-CONF.		2-3-1		.41667 141		1-3-1		12		1		28		.57645 28		4		4	
TOTALS		RPI 1-25		RPI 26-50		W-L RECORDS		RPI 51-100		RPI 101-150		RPI 150+							
5-5-1		0-3-0		2-1-0		OVERALL		2-0-1		0-1-0		1-0-0							
3-2-1		0-1-0		1-1-0		HOME		1-0-1		0-0-0		1-0-0							
2-3-0		0-2-0		1-0-0		AWAY		1-0-0		0-1-0		0-0-0							
0-0-0		0-0-0		0-0-0		NEUTRAL		0-0-0		0-0-0		0-0-0							
2-3-1		0-2-0		2-1-0		NON-CONFERENCE		0-0-1		0-0-0		0-0-0							
1-2-1		0-1-0		1-1-0		HOME		0-0-1		0-0-0		0-0-0							
1-1-0		0-1-0		1-0-		AWAY		0-0-0		0-0-0		0-0-0							
0-0-0		0-0-0		0-0-0		NEUTRAL		0-0-0		0-0-0		0-0-0							
3-2-0		0-1-0		0-0-0		CONFERENCE		2-0-0		0-1-0		1-0-0							
2-0-0		0-0-0		0-0-0		HOME		1-0-0		0-0-0		1-0-0							
1-2-0		0-1-0		0-0-0		AWAY		1-0-0		0-1-0		0-0-0							
0-0-0		0-0-0		0-0-0		NEUTRAL		0-0-0		0-0-0		0-0-0							
RPI S	Opponent	Score		RPI S	Opponent	Score		RPI S	Opponent	Score		RPI S	Opponent	Score					
1 H	Indiana	0	3	29 H	Ohio St.	0	1	54 A	Boston College	3	2	110 A	North Carolina St.	1	2				
6 A	Notre Dame	2	3	36 H	Maryland	1	0	58 H	Duke	5	0	164 H	Pittsburgh	4	1				
18 A	Saint Louis	0	1	40 A	Kentucky	2	1	71 H	Cornell	0	0								
LAST 10 GAMES																			
				29 H	Ohio St.	0	1	6 A	Notre Dame	2	3								
				164 H	Pittsburgh	4	1	1 H	Indiana	0	3								
				40 A	Kentucky	2	1	110 A	North Carolina St.	1	2								
				54 A	Boston College	3	2	18 A	Saint Louis	0	1								
				58 H	Duke	5	0	71 H	Cornell	0	0								

Non-Div. I Games:

Louisville

Average RPI Win:	94	WON-LOST RECORD	WINNING PCT. RANK	LAST 10 GAMES	STRENGTH OF SCHEDULE	OPP. STRENGTH OF SCHEDULE	TEAM RPI	ADJ RPI	CONF. RPI	ADJ CONF. RPI				
DIV. I ONLY		6-3-3	.625	50	5-2-3	70	46	47	.55123	40	6	6		
DIV. I NON-CONF.		4-3-1	.5625	84	3-2-1	39	29	32	.57166	31	6	6		
<hr/>														
TOTALS	RPI 1-25	RPI 26-50		W-L RECORDS		RPI 51-100		RPI 101-150		RPI 150+				
6-3-3	2-1-0	1-1-0		OVERALL		0-0-2		1-1-0		2-0-1				
4-1-2	0-0-0	1-1-0		HOME		0-0-2		1-0-0		2-0-0				
2-1-1	2-0-0	0-0-0		AWAY		0-0-0		0-1-0		0-0-1				
0-1-0	0-1-0	0-0-0		NEUTRAL		0-0-0		0-0-0		0-0-0				
4-3-1	1-1-0	1-1-0		NON-CONFERENCE		0-0-1		1-1-0		1-0-0				
3-1-1	0-0-0	1-1-0		HOME		0-0-1		1-0-0		1-0-0				
1-1-0	1-0-0	0-0-		AWAY		0-0-0		0-1-0		0-0-0				
0-1-0	0-1-0	0-0-0		NEUTRAL		0-0-0		0-0-0		0-0-0				
2-0-2	1-0-0	0-0-0		CONFERENCE		0-0-1		0-0-0		1-0-1				
1-0-1	0-0-0	0-0-0		HOME		0-0-1		0-0-0		1-0-0				
1-0-1	1-0-0	0-0-0		AWAY		0-0-0		0-0-0		0-0-1				
0-0-0	0-0-0	0-0-0		NEUTRAL		0-0-0		0-0-0		0-0-0				
RPI	S	Opponent	Score		RPI	S	Opponent	Score		RPI	S	Opponent	Score	
1	N	Indiana	0	1	37	H	Xavier	1	0	74	H	Furman	0	0
6	A	Notre Dame	1	0	39	H	Louisville	1	2	87	H	Old Dominion	1	1
25	A	UAB	1	0										
								</						

Non-Div. I Games:

Kentucky

Average RPI Win:	112	WON-LOST RECORD	WINNING PCT. RANK	LAST 10 GAMES	STRENGTH OF SCHEDULE	OPP. STRENGTH OF SCHEDULE	TEAM RPI	ADJ RPI	CONF. RPI	ADJ CONF. RPI
DIV. I ONLY		7-4-0	.63636 45	7-3-0	81	44	42	.55007 41	13	13
DIV. I NON-CONF.		4-3-0	.57143 70	4-2-0	35	45	27	.57658 27	11	10
<hr/>										
TOTALS	RPI 1-25	RPI 26-50		W-L RECORDS	RPI 51-100		RPI 101-150		RPI 150+	
7-4-0	0-1-0	1-1-0		OVERALL	2-2-0		1-0-0		3-0-0	
5-2-0	0-1-0	1-1-0		HOME	1-0-0		1-0-0		2-0-0	
2-2-0	0-0-0	0-0-0		AWAY	1-2-0		0-0-0		1-0-0	
0-0-0	0-0-0	0-0-0		NEUTRAL	0-0-0		0-0-0		0-0-0	
<hr/>										
4-3-0	0-1-0	1-0-0		NON-CONFERENCE	1-2-0		1-0-0		1-0-0	
4-1-0	0-1-0	1-0-0		HOME	1-0-0		1-0-0		1-0-0	
0-2-0	0-0-0	0-0-		AWAY	0-2-0		0-0-0		0-0-0	
0-0-0	0-0-0	0-0-0		NEUTRAL	0-0-0		0-0-0		0-0-0	
<hr/>										
3-1-0	0-0-0	0-1-0		CONFERENCE	1-0-0		0-0-0		2-0-0	
1-1-0	0-0-0	0-1-0		HOME	0-0-0		0-0-0		1-0-0	
2-0-0	0-0-0	0-0-0		AWAY	1-0-0		0-0-0		1-0-0	
0-0-0	0-0-0	0-0-0		NEUTRAL	0-0-0		0-0-0		0-0-0	
<hr/>										
RPI S	Opponent	Score		RPI S	Opponent	Score		RPI S	Opponent	Score
2 H	Washington	1	2	30 H	Akron	2	1	112 H	Portland	2 0
				35 H	Tulsa	3	4	70 A	UConn	3 1
								84 A	FGCU	0 2
								87 A	Old Dominion	0 1
								178 H	Temple	3 0
<hr/>										
LAST 10 GAMES										
				167 H	Ga. Southern	3	0	161 A	Cincinnati	3 1
				70 A	UConn	1	0	35 H	Tulsa	3 4
				2 H	Washington	1	2	178 H	Temple	3 0
				68 H	Brown	3	1	112 H	Portland	2 0
				87 A	Old Dominion	0	1	30 H	Akron	2 1

Non-Div. I Games:

South Fla.

Average RPI Win: 85		WON-LOST RECORD		WINNING PCT. RANK		LAST 10 GAMES		STRENGTH OF SCHEDULE		OPP. STRENGTH OF SCHEDULE		TEAM RPI		ADJ RPI		CONF. RPI		ADJ CONF. RPI	
DIV. I ONLY		5-4-2		.54545 86		4-4-2		26		57		40		.54901 42		14		14	
DIV. I NON-CONF.		4-3-1		.5625 84		3-3-1		32		73		48		.54679 49		14		14	
TOTALS		RPI 1-25		RPI 26-50		W-L RECORDS		RPI 51-100		RPI 101-150		RPI 150+							
5-4-2		1-1-1		0-0-0		OVERALL		2-2-0		2-1-1		0-0-0							
4-1-1		1-0-1		0-0-0		HOME		2-1-0		1-0-0		0-0-0							
1-3-1		0-1-0		0-0-0		AWAY		0-1-0		1-1-1		0-0-0							
0-0-0		0-0-0		0-0-0		NEUTRAL		0-0-0		0-0-0		0-0-0							
4-3-1		0-1-1		0-0-0		NON-CONFERENCE		2-1-0		2-1-0		0-0-0							
3-0-1		0-0-1		0-0-0		HOME		2-0-0		1-0-0		0-0-0							
1-3-0		0-1-0		0-0-		AWAY		0-1-0		1-1-0		0-0-0							
0-0-0		0-0-0		0-0-0		NEUTRAL		0-0-0		0-0-0		0-0-0							
1-1-1		1-0-0		0-0-0		CONFERENCE		0-1-0		0-0-1		0-0-0							
1-1-0		1-0-0		0-0-0		HOME		0-1-0		0-0-0		0-0-0							
0-0-1		0-0-0		0-0-0		AWAY		0-0-0		0-0-1		0-0-0							
0-0-0		0-0-0		0-0-0		NEUTRAL		0-0-0		0-0-0		0-0-0							
RPI S	Opponent	Score		RPI S	Opponent	Score		RPI S	Opponent	Score		RPI S	Opponent	Score					
10 A	Creighton	1	3					61 H	Cal St. Fullerton	3	2	111 A	Oakland	1	1				
15 H	Valparaiso	1	0					67 H	San Francisco	1	0	120 A	Northern Ill.	0	1				
21 H	Michigan St.	0	0					81 A	Denver	0	1	133 H	DePaul	2	1				
								94 H	Detroit	1	2	149 A	Drake	1	0				
LAST 10 GAMES																			
				111 A	Oakland	1	1	81 A	Denver	0	1								
				133 H	DePaul	2	1	94 H	Detroit	1	2								
				10 A	Creighton	1	3	15 H	Valparaiso	1	0								
				120 A	Northern Ill.	0	1	21 H	Michigan St.	0	0								
				149 A	Drake	1	0	67 H	San Francisco	1	0								

Non-Div. I Games:

Ill.-Chicago

Average RPI Win:	82	WON-LOST RECORD	WINNING PCT. RANK	LAST 10 GAMES		STRENGTH OF SCHEDULE	OPP. STRENGTH OF SCHEDULE	TEAM RPI	ADJ RPI	CONF. RPI	ADJ CONF. RPI				
DIV. I ONLY		4-5-3	.45833	117	4-3-3	6	61	45	.54431	45	4	4			
DIV. I NON-CONF.		3-3-3	.5	103	3-1-3	10	75	52	.541	51	3	3			
<hr/>															
TOTALS	RPI 1-25		RPI 26-50		W-L RECORDS		RPI 51-100		RPI 101-150		RPI 150+				
4-5-3	0-3-0		1-2-0		OVERALL		2-0-2		1-0-1		0-0-0				
4-1-1	0-1-0		1-0-0		HOME		2-0-1		1-0-0		0-0-0				
0-4-2	0-2-0		0-2-0		AWAY		0-0-1		0-0-1		0-0-0				
0-0-0	0-0-0		0-0-0		NEUTRAL		0-0-0		0-0-0		0-0-0				
3-3-3	0-2-0		0-1-0		NON-CONFERENCE		2-0-2		1-0-1		0-0-0				
3-1-1	0-1-0		0-0-0		HOME		2-0-1		1-0-0		0-0-0				
0-2-2	0-1-0		0-0-		AWAY		0-0-1		0-0-1		0-0-0				
0-0-0	0-0-0		0-0-0		NEUTRAL		0-0-0		0-0-0		0-0-0				
1-2-0	0-1-0		1-1-0		CONFERENCE		0-0-0		0-0-0		0-0-0				
1-0-0	0-0-0		1-0-0		HOME		0-0-0		0-0-0		0-0-0				
0-2-0	0-1-0		0-1-0		AWAY		0-0-0		0-0-0		0-0-0				
0-0-0	0-0-0		0-0-0		NEUTRAL		0-0-0		0-0-0		0-0-0				
<hr/>															
RPI	S	Opponent	Score	RPI	S	Opponent	Score	RPI	S	Opponent	Score	RPI	S	Opponent	Score
4	H	Syracuse	0 1	37	A	Xavier	0 1	55	H	Hofstra	2 2	115	H	Fordham	1 0
11	A	Penn St.	0 3	43	A	West Virginia	0 1	65	A	Princeton	0 0	131	A	Wisconsin	1 1
20	A	Marquette	0 2	50	H	Butler	3 2	70	H	UConn	3 1				
								93	H	Harvard	2 1				
<hr/>															
LAST 10 GAMES															
				37	A	Xavier	0 1	20	A	Marquette	0 2				
				70	H	UConn	3 1	50	H	Butler	3 2				
				131	A	Wisconsin	1 1	115	H	Fordham	1 0				
				93	H	Harvard	2 1	4	H	Syracuse	0 1				
				65	A	Princeton	0 0	55	H	Hofstra	2 2				

Non-Div. I Games:

St. John's (NY)

Average RPI Win:		144	WON-LOST RECORD		WINNING PCT. RANK		LAST 10 GAMES		STRENGTH OF SCHEDULE		OPP. STRENGTH OF SCHEDULE		TEAM RPI		ADJ RPI		CONF. RPI		ADJ CONF. RPI					
Average RPI Loss:		61																						
DIV. I ONLY			7-4-1		.625		50		6-3-1		39		166		38		.54356		46		18		18	
DIV. I NON-CONF.			5-4-1		.55		97		4-3-1		31		165		36		.55213		43		16		17	
TOTALS		RPI 1-25		RPI 26-50		W-L RECORDS		RPI 51-100		RPI 101-150		RPI 150+												
7-4-1		0-2-0		0-1-0		OVERALL		0-0-1		4-0-0		3-1-0												
4-1-0		0-0-0		0-0-0		HOME		0-0-0		2-0-0		2-1-0												
2-2-0		0-2-0		0-0-0		AWAY		0-0-0		2-0-0		0-0-0												
1-1-1		0-0-0		0-1-0		NEUTRAL		0-0-1		0-0-0		1-0-0												
5-4-1		0-2-0		0-1-0		NON-CONFERENCE		0-0-1		3-0-0		2-1-0												
2-1-0		0-0-0		0-0-0		HOME		0-0-0		1-0-0		1-1-0												
2-2-0		0-2-0		0-0-		AWAY		0-0-0		2-0-0		0-0-0												
1-1-1		0-0-0		0-1-0		NEUTRAL		0-0-1		0-0-0		1-0-0												
2-0-0		0-0-0		0-0-0		CONFERENCE		0-0-0		1-0-0		1-0-0												
2-0-0		0-0-0		0-0-0		HOME		0-0-0		1-0-0		1-0-0												
0-0-0		0-0-0		0-0-0		AWAY		0-0-0		0-0-0		0-0-0												
0-0-0		0-0-0		0-0-0		NEUTRAL		0-0-0		0-0-0		0-0-0												
RPI	S	Opponent		Score		RPI	S	Opponent		Score		RPI	S	Opponent		Score		RPI	S	Opponent		Score		
10	A	Creighton		0	1	32	N	UNLV		1	2	62	N	Radford		2	2	127	A	High Point		2	1	
15	A	Valparaiso		1	2													129	H	Western Mich.		3	0	
																		142	A	Northern Ky.		2	0	
																		143	H	Omaha		1	0	
																		153	H	Milwaukee		2	0	
																		154	H	IPFW		1	0	
																		163	N	San Jose St.		1	0	
																		186	H	Green Bay		0	1	
LAST 10 GAMES																								
						142		A	Northern Ky.		2	0	143		H	Omaha		1	0					
						129		H	Western Mich.		3	0	153		H	Milwaukee		2	0					
						15		A	Valparaiso		1	2	154		H	IPFW		1	0					
						127		A	High Point		2	1	186		H	Green Bay		0	1					
						62		N	Radford		2	2	10		A	Creighton		0	1					

Non-Div. I Games:

Western Ill.

Average RPI Win:		121	WON-LOST RECORD		WINNING PCT. RANK		LAST 10 GAMES		STRENGTH OF SCHEDULE		OPP. STRENGTH OF SCHEDULE		TEAM RPI		ADJ RPI		CONF. RPI		ADJ CONF. RPI				
DIV. I ONLY			5-3-3		.59091	65	5-3-2		57		39		49		.54338		47		12				
DIV. I NON-CONF.			3-3-2		.5	103	3-3-1		72		32		56		.53649		56		9				
TOTALS		RPI 1-25		RPI 26-50		W-L RECORDS		RPI 51-100		RPI 101-150		RPI 150+											
5-3-3		0-1-0		0-2-0		OVERALL		2-0-3		1-0-0		2-0-0											
2-1-1		0-1-0		0-0-0		HOME		0-0-1		1-0-0		1-0-0											
3-1-2		0-0-0		0-1-0		AWAY		2-0-2		0-0-0		1-0-0											
0-1-0		0-0-0		0-1-0		NEUTRAL		0-0-0		0-0-0		0-0-0											
3-3-2		0-1-0		0-2-0		NON-CONFERENCE		0-0-2		1-0-0		2-0-0											
2-1-0		0-1-0		0-0-0		HOME		0-0-0		1-0-0		1-0-0											
1-1-2		0-0-0		0-0-		AWAY		0-0-2		0-0-0		1-0-0											
0-1-0		0-0-0		0-1-0		NEUTRAL		0-0-0		0-0-0		0-0-0											
2-0-1		0-0-0		0-0-0		CONFERENCE		2-0-1		0-0-0		0-0-0											
0-0-1		0-0-0		0-0-0		HOME		0-0-1		0-0-0		0-0-0											
2-0-0		0-0-0		0-0-0		AWAY		2-0-0		0-0-0		0-0-0											
0-0-0		0-0-0		0-0-0		NEUTRAL		0-0-0		0-0-0		0-0-0											
RPI	S	Opponent		Score		RPI	S	Opponent		Score		RPI	S	Opponent		Score							
5	H	UC Irvine		2	3	37	A	Xavier		0	2	51	A	UC Davis		1	1	137	H	Colgate	1	0	
						48	N	Elon		0	1	58	A	Duke		1	1	157	A	Sacramento St.	3	0	
												67	A	San Francisco		3	1	168	H	Grand Canyon	4	0	
												76	H	Santa Clara		1	1						
												78	A	San Diego		1	0						
						LAST 10 GAMES																	
						168	H	Grand Canyon		4	0	78	A	San Diego		1	0						
						37	A	Xavier		0	2	67	A	San Francisco		3	1						
						5	H	UC Irvine		2	3	76	H	Santa Clara		1	1						
						137	H	Colgate		1	0	51	A	UC Davis		1	1						
						157	A	Sacramento St.		3	0	48	N	Elon		0	1						

Non-Div. I Games:

Loyola Marymount

Average RPI Win: 74		WON-LOST	WINNING	LAST 10	STRENGTH OF	OPP. STRENGTH	TEAM	ADJ	CONF.	ADJ CONF.				
Average RPI Loss: 64		RECORD	PCT. RANK	GAMES	SCHEDULE	OF SCHEDULE	RPI	RPI	RPI	RPI				
DIV. I ONLY		5-4-3	.54167	91	4-3-3	35	73	52	.54309	48	9	9		
DIV. I NON-CONF.		4-3-2	.55556	91	3-2-2	21	70	41	.56068	36	8	8		
<hr/>														
TOTALS		RPI 1-25	RPI 26-50		W-L RECORDS		RPI 51-100		RPI 101-150		RPI 150+			
5-4-3		1-0-0	2-2-0		OVERALL		0-1-1		2-1-2		0-0-0			
3-1-1		0-0-0	1-0-0		HOME		0-1-0		2-0-1		0-0-0			
0-1-2		0-0-0	0-1-0		AWAY		0-0-1		0-0-1		0-0-0			
2-2-0		1-0-0	1-1-0		NEUTRAL		0-0-0		0-1-0		0-0-0			
4-3-2		1-0-0	2-2-0		NON-CONFERENCE		0-0-1		1-1-1		0-0-0			
2-0-1		0-0-0	1-0-0		HOME		0-0-0		1-0-1		0-0-0			
0-1-1		0-0-0	0-0-		AWAY		0-0-1		0-0-0		0-0-0			
2-2-0		1-0-0	1-1-0		NEUTRAL		0-0-0		0-1-0		0-0-0			
1-1-1		0-0-0	0-0-0		CONFERENCE		0-1-0		1-0-1		0-0-0			
1-1-0		0-0-0	0-0-0		HOME		0-1-0		1-0-0		0-0-0			
0-0-1		0-0-0	0-0-0		AWAY		0-0-0		0-0-1		0-0-0			
0-0-0		0-0-0	0-0-0		NEUTRAL		0-0-0		0-0-0		0-0-0			
RPI	S	Opponent	Score		RPI	S	Opponent	Score		RPI	S	Opponent	Score	
22	N	Winthrop	1 0		29	N	Ohio St.	0 1		55	H	Hofstra	0 2	
					34	A	Coastal Caro.	1 3		62	A	Radford	1 1	
					43	H	West Virginia	1 0					127 H High Point 1 0	
					47	N	Loyola Marymount	1 0					132 H Northeastern 5 0	
													139 N Stetson 2 3	
<hr/>														
LAST 10 GAMES														
					127	H	High Point	1 0		132	H	Northeastern	5 0	
					34	A	Coastal Caro.	1 3		104	A	William & Mary	0 0	
					62	A	Radford	1 1		55	H	Hofstra	0 2	
					43	H	West Virginia	1 0		29	N	Ohio St.	0 1	
					106	H	FIU	0 0		22	N	Winthrop	1 0	

Non-Div. I Games:

Elon

Average RPI Win:	128	WON-LOST RECORD	WINNING PCT. RANK	LAST 10 GAMES	STRENGTH OF SCHEDULE	OPP. STRENGTH OF SCHEDULE	TEAM RPI	ADJ RPI	CONF. RPI	ADJ CONF. RPI	
DIV. I ONLY	8-2-3	.73077	20	5-2-3	142	45	53	.54247	49	11	11
DIV. I NON-CONF.	7-1-2	.8	15	4-1-2	166	77	73	.52251	72	13	13
<hr/>											
TOTALS	RPI 1-25	RPI 26-50		W-L RECORDS	RPI 51-100		RPI 101-150		RPI 150+		
8-2-3	1-1-0	1-0-1		OVERALL	0-1-1		2-0-1		4-0-0		
5-1-0	1-1-0	0-0-0		HOME	0-0-0		2-0-0		2-0-0		
2-1-3	0-0-0	1-0-1		AWAY	0-1-1		0-0-1		1-0-0		
1-0-0	0-0-0	0-0-0		NEUTRAL	0-0-0		0-0-0		1-0-0		
7-1-2	0-1-0	1-0-0		NON-CONFERENCE	0-0-1		2-0-1		4-0-0		
4-1-0	0-1-0	0-0-0		HOME	0-0-0		2-0-0		2-0-0		
2-0-2	0-0-0	1-0-		AWAY	0-0-1		0-0-1		1-0-0		
1-0-0	0-0-0	0-0-0		NEUTRAL	0-0-0		0-0-0		1-0-0		
1-1-1	1-0-0	0-0-1		CONFERENCE	0-1-0		0-0-0		0-0-0		
1-0-0	1-0-0	0-0-0		HOME	0-0-0		0-0-0		0-0-0		
0-1-1	0-0-0	0-0-1		AWAY	0-1-0		0-0-0		0-0-0		
0-0-0	0-0-0	0-0-0		NEUTRAL	0-0-0		0-0-0		0-0-0		
<hr/>											
RPI S	Opponent	Score		RPI S	Opponent	Score		RPI S	Opponent	Score	
7 H	Virginia	0	1	33 A	American	1	0	57 A	Navy	1	1
18 H	Saint Louis	3	2	38 A	Dayton	1	1	99 A	VCU	0	3
								108 H	UMBC	3	0
								109 A	Seton Hall	0	0
								131 H	Wisconsin	2	1
								153 H	Milwaukee	2	0
								185 A	LIU Brooklyn	1	0
								193 H	Hartwick	1	0
								201 N	Howard	7	0
<hr/>											
				LAST 10 GAMES							
				99 A VCU				18 H Saint Louis			
				57 A Navy				38 A Dayton			
				108 H UMBC				7 H Virginia			
				185 A LIU Brooklyn				193 H Hartwick			
				109 A Seton Hall				153 H Milwaukee			

Non-Div. I Games:

George Mason

Butler

Butler

Average RPI Win:	90	WON-LOST RECORD	WINNING PCT. RANK	LAST 10 GAMES	STRENGTH OF SCHEDULE	OPP. STRENGTH OF SCHEDULE	TEAM RPI	ADJ RPI	CONF. RPI	ADJ CONF. RPI					
DIV. I ONLY		4-1-8	.61538	60	3-1-6	36	40	46	.54141	51	5	5			
DIV. I NON-CONF.		2-0-7	.61111	58	1-0-5	27	87	45	.54738	48	5	5			
<hr/>															
TOTALS	RPI 1-25	RPI 26-50		W-L RECORDS		RPI 51-100		RPI 101-150		RPI 150+					
4-1-8	0-1-0	0-0-2		OVERALL		2-0-5		2-0-0		0-0-1					
2-0-5	0-0-0	0-0-1		HOME		1-0-3		1-0-0		0-0-1					
1-1-3	0-1-0	0-0-1		AWAY		0-0-2		1-0-0		0-0-0					
1-0-0	0-0-0	0-0-0		NEUTRAL		1-0-0		0-0-0		0-0-0					
2-0-7	0-0-0	0-0-2		NON-CONFERENCE		1-0-4		1-0-0		0-0-1					
0-0-5	0-0-0	0-0-1		HOME		0-0-3		0-0-0		0-0-1					
1-0-2	0-0-0	0-1-		AWAY		0-0-1		1-0-0		0-0-0					
1-0-0	0-0-0	0-0-0		NEUTRAL		1-0-0		0-0-0		0-0-0					
2-1-1	0-1-0	0-0-0		CONFERENCE		1-0-1		1-0-0		0-0-0					
2-0-0	0-0-0	0-0-0		HOME		1-0-0		1-0-0		0-0-0					
0-1-1	0-1-0	0-0-0		AWAY		0-0-1		0-0-0		0-0-0					
0-0-0	0-0-0	0-0-0		NEUTRAL		0-0-0		0-0-0		0-0-0					
RPI	S	Opponent	Score	RPI	S	Opponent	Score	RPI	S	Opponent	Score				
5	A	UC Irvine	0 1	29	A	Ohio St.	0 0	56	H	St. Mary's (CA)	1 1	101	A	Bakersfield	2 1
				47	H	Loyola Marymount	1 1	59	N	Canisius	2 1	138	H	UC Riverside	1 0
								61	H	Cal St. Fullerton	3 1	168	H	Grand Canyon	1 1
								63	H	Air Force	1 1				
								67	A	San Francisco	0 0				
								77	A	CSUN	0 0				
								78	H	San Diego	1 1				
				LAST 10 GAMES											
				61	H	Cal St. Fullerton	3 1	77	A	CSUN	0 0				
				56	H	St. Mary's (CA)	1 1	5	A	UC Irvine	0 1				
				67	A	San Francisco	0 0	138	H	UC Riverside	1 0				
				168	H	Grand Canyon	1 1	101	A	Bakersfield	2 1				
				63	H	Air Force	1 1	78	H	San Diego	1 1				

Non-Div. I Games:

UC Davis

Average RPI Win:	104	WON-LOST RECORD	WINNING PCT. RANK	LAST 10 GAMES	STRENGTH OF SCHEDULE	OPP. STRENGTH OF SCHEDULE	TEAM RPI	ADJ RPI	CONF. RPI	ADJ CONF. RPI				
DIV. I ONLY		6-4-2	.58333	73	5-3-2	72	12	50	.54021	52	5	5		
DIV. I NON-CONF.		4-3-1	.5625	84	3-2-1	73	15	53	.54051	52	5	5		
<hr/>														
TOTALS	RPI 1-25	RPI 26-50		W-L RECORDS		RPI 51-100		RPI 101-150		RPI 150+				
6-4-2	1-2-1	0-0-0		OVERALL		2-2-0		2-0-1		1-0-0				
5-1-1	1-1-1	0-0-0		HOME		2-0-0		2-0-0		0-0-0				
1-2-1	0-1-0	0-0-0		AWAY		0-1-0		0-0-1		1-0-0				
0-1-0	0-0-0	0-0-0		NEUTRAL		0-1-0		0-0-0		0-0-0				
<hr/>														
4-3-1	0-2-1	0-0-0		NON-CONFERENCE		1-1-0		2-0-0		1-0-0				
3-1-1	0-1-1	0-0-0		HOME		1-0-0		2-0-0		0-0-0				
1-1-0	0-1-0	0-0-		AWAY		0-0-0		0-0-0		1-0-0				
0-1-0	0-0-0	0-0-0		NEUTRAL		0-1-0		0-0-0		0-0-0				
<hr/>														
2-1-1	1-0-0	0-0-0		CONFERENCE		1-1-0		0-0-1		0-0-0				
2-0-0	1-0-0	0-0-0		HOME		1-0-0		0-0-0		0-0-0				
0-1-1	0-0-0	0-0-0		AWAY		0-1-0		0-0-1		0-0-0				
0-0-0	0-0-0	0-0-0		NEUTRAL		0-0-0		0-0-0		0-0-0				
<hr/>														
RPI	S	Opponent	Score		RPI	S	Opponent	Score		RPI	S	Opponent	Score	
5	H	UC Irvine	1	0						61	A	Cal St. Fullerton	0	2
9	A	Stanford	1	4						74	N	Furman	0	3
13	H	UCLA	0	1						77	H	CSUN	2	1
16	H	Northwestern	1	1						85	H	San Diego St.	1	0

Non-Div. I Games:

UC Santa Barbara

Average RPI Win: 136		WON-LOST RECORD	WINNING PCT. RANK		LAST 10 GAMES	STRENGTH OF SCHEDULE	OPP. STRENGTH OF SCHEDULE	TEAM RPI	ADJ RPI		CONF. RPI	ADJ CONF. RPI					
Average RPI Loss: 43																	
DIV. I ONLY		5-5-0	.5	100	5-5-0	19	124	48	.53849	53	10	10					
DIV. I NON-CONF.		4-4-0	.5	103	4-4-0	18	114	42	.55166	44	10	11					
<hr/>																	
TOTALS		RPI 1-25		RPI 26-50		W-L RECORDS		RPI 51-100		RPI 101-150		RPI 150+					
5-5-0		0-2-0		0-2-0		OVERALL		1-0-0		2-1-0		2-0-0					
3-2-0		0-0-0		0-1-0		HOME		0-0-0		2-1-0		1-0-0					
2-3-0		0-2-0		0-1-0		AWAY		1-0-0		0-0-0		1-0-0					
0-0-0		0-0-0		0-0-0		NEUTRAL		0-0-0		0-0-0		0-0-0					
4-4-0		0-2-0		0-2-0		NON-CONFERENCE		0-0-0		2-0-0		2-0-0					
3-1-0		0-0-0		0-1-0		HOME		0-0-0		2-0-0		1-0-0					
1-3-0		0-2-0		0-0-		AWAY		0-0-0		0-0-0		1-0-0					
0-0-0		0-0-0		0-0-0		NEUTRAL		0-0-0		0-0-0		0-0-0					
1-1-0		0-0-0		0-0-0		CONFERENCE		1-0-0		0-1-0		0-0-0					
0-1-0		0-0-0		0-0-0		HOME		0-0-0		0-1-0		0-0-0					
1-0-0		0-0-0		0-0-0		AWAY		1-0-0		0-0-0		0-0-0					
0-0-0		0-0-0		0-0-0		NEUTRAL		0-0-0		0-0-0		0-0-0					
RPI	S	Opponent		Score		RPI	S	Opponent		Score		RPI	S	Opponent		Score	
2	A	Washington		1	3	33	H	American		1	2	71	A	Cornell		1	0
11	A	Penn St.		2	6	44	A	Seattle		0	2			117 H Saint Joseph's		2	1
														125 H Columbia		1	2
														147 H Drexel		2	0
														165 H Central Conn. St.		4	3
														178 A Temple		3	0
<hr/>																	
LAST 10 GAMES																	
		11 A Penn St.		2	6			125 H Columbia		1	2						
		178 A Temple		3	0			71 A Cornell		1	0						
		33 H American		1	2			117 H Saint Joseph's		2	1						
		2 A Washington		1	3			165 H Central Conn. St.		4	3						
		44 A Seattle		0	2			147 H Drexel		2	0						

Non-Div. I Games:

Penn

Average RPI Win:	80	WON-LOST	WINNING	LAST 10	STRENGTH OF	OPP. STRENGTH	TEAM	ADJ	CONF.	ADJ CONF.	
Average RPI Loss:	55	RECORD	PCT. RANK	GAMES	SCHEDULE	OF SCHEDULE	RPI	RPI	RPI	RPI	
DIV. I ONLY	4-4-2	.5	100	4-4-2	37	47	63	.53748	54	3	3
DIV. I NON-CONF.	3-1-1	.7	34	3-1-1	17	167	55	.53771	54	4	4
<hr/>											
TOTALS	RPI 1-25	RPI 26-50		W-L RECORDS		RPI 51-100		RPI 101-150		RPI 150+	
4-4-2	1-0-0	0-2-0		OVERALL		1-2-1		2-0-1		0-0-0	
2-2-2	0-0-0	0-2-0		HOME		0-0-1		2-0-1		0-0-0	
2-2-0	1-0-0	0-0-0		AWAY		1-2-0		0-0-0		0-0-0	
0-0-0	0-0-0	0-0-0		NEUTRAL		0-0-0		0-0-0		0-0-0	
3-1-1	0-0-0	0-0-0		NON-CONFERENCE		1-1-1		2-0-0		0-0-0	
2-0-1	0-0-0	0-0-0		HOME		0-0-1		2-0-0		0-0-0	
1-1-0	0-0-0	0-0-		AWAY		1-1-0		0-0-0		0-0-0	
0-0-0	0-0-0	0-0-0		NEUTRAL		0-0-0		0-0-0		0-0-0	
1-3-1	1-0-0	0-2-0		CONFERENCE		0-1-0		0-0-1		0-0-0	
0-2-1	0-0-0	0-2-0		HOME		0-0-0		0-0-1		0-0-0	
1-1-0	1-0-0	0-0-0		AWAY		0-1-0		0-0-0		0-0-0	
0-0-0	0-0-0	0-0-0		NEUTRAL		0-0-0		0-0-0		0-0-0	
RPI	S	Opponent	Score	RPI	S	Opponent	Score	RPI	S	Opponent	Score
6	A	Notre Dame	1 0	31	H	Clemson	0 2	58	A	Duke	0 1
				39	H	Louisville	2 3	79	H	Iona	1 1
								83	A	Quinnipiac	2 0
								93	A	Harvard	2 3

Non-Div. I Games:

Boston College

Average RPI Win:		101	WON-LOST RECORD		WINNING PCT. RANK	LAST 10 GAMES		STRENGTH OF SCHEDULE		OPP. STRENGTH OF SCHEDULE	TEAM RPI	ADJ RPI	CONF. RPI	ADJ CONF. RPI			
Average RPI Loss:		65															
DIV. I ONLY			7-3-2	.66667	38	7-2-1			125	18	54	.53692	55	9	9		
DIV. I NON-CONF.			5-3-2	.6	62	5-2-1			121	24	61	.53222	63	8	8		
<hr/>																	
TOTALS		RPI 1-25		RPI 26-50		W-L RECORDS		RPI 51-100		RPI 101-150		RPI 150+					
7-3-2		0-2-0		1-0-1		OVERALL		3-0-0		2-0-1		1-1-0					
2-1-0		0-1-0		0-0-0		HOME		0-0-0		2-0-0		0-0-0					
5-2-1		0-1-0		1-0-1		AWAY		3-0-0		0-0-0		1-1-0					
0-0-1		0-0-0		0-0-0		NEUTRAL		0-0-0		0-0-1		0-0-0					
5-3-2		0-2-0		0-0-1		NON-CONFERENCE		3-0-0		1-0-1		1-1-0					
1-1-0		0-1-0		0-0-0		HOME		0-0-0		1-0-0		0-0-0					
4-2-1		0-1-0		0-1-		AWAY		3-0-0		0-0-0		1-1-0					
0-0-1		0-0-0		0-0-0		NEUTRAL		0-0-0		0-0-1		0-0-0					
2-0-0		0-0-0		1-0-0		CONFERENCE		0-0-0		1-0-0		0-0-0					
1-0-0		0-0-0		0-0-0		HOME		0-0-0		1-0-0		0-0-0					
1-0-0		0-0-0		1-0-0		AWAY		0-0-0		0-0-0		0-0-0					
0-0-0		0-0-0		0-0-0		NEUTRAL		0-0-0		0-0-0		0-0-0					
RPI	S	Opponent		Score		RPI	S	Opponent		Score		RPI	S	Opponent		Score	
16	A	Northwestern		0	3	45	A	St. John's (NY)		2	2	60	A	Wake Forest		1	0
23	H	Dartmouth		1	2	48	A	Elon		2	0	86	A	Rutgers		3	1
												100	A	Vermont		1	0
														124 H Binghamton		1	0
														155 A New Hampshire		2	3
														182 A Fairleigh Dickinson		2	1
<hr/>																	
LAST 10 GAMES																	
124	H	Binghamton		1	0	104	H	William & Mary		3	0	60	A	Wake Forest		1	0
100	A	Vermont		1	0	48	A	Elon		2	0	86	A	Rutgers		3	1
155	A	New Hampshire		2	3	45	A	St. John's (NY)		2	2						
23	H	Dartmouth		1	2												
182	A	Fairleigh Dickinson		2	1												

Non-Div. I Games:

Hofstra

Average RPI Win:	117	WON-LOST	WINNING	LAST 10	STRENGTH OF	OPP. STRENGTH	TEAM	ADJ	CONF.	ADJ CONF.						
Average RPI Loss:	84	RECORD	PCT. RANK	GAMES	SCHEDULE	OF SCHEDULE	RPI	RPI	RPI	RPI						
DIV. I ONLY		7-3-2	.66667	38	7-1-2	126	76	67	.53462	56	12	12				
DIV. I NON-CONF.		5-2-2	.66667	42	5-0-2	57	68	31	.5741	30	9	9				
<hr/>																
TOTALS	RPI 1-25	RPI 26-50		W-L RECORDS		RPI 51-100		RPI 101-150		RPI 150+						
7-3-2	1-1-0	1-0-0		OVERALL		1-0-1		1-2-0		3-0-1						
5-1-0	0-0-0	1-0-0		HOME		1-0-0		0-1-0		3-0-0						
2-2-2	1-1-0	0-0-0		AWAY		0-0-1		1-1-0		0-0-1						
0-0-0	0-0-0	0-0-0		NEUTRAL		0-0-0		0-0-0		0-0-0						
5-2-2	1-1-0	1-0-0		NON-CONFERENCE		1-0-1		0-1-0		2-0-1						
4-0-0	0-0-0	1-0-0		HOME		1-0-0		0-0-0		2-0-0						
1-2-2	1-1-0	0-0-		AWAY		0-0-1		0-1-0		0-0-1						
0-0-0	0-0-0	0-0-0		NEUTRAL		0-0-0		0-0-0		0-0-0						
2-1-0	0-0-0	0-0-0		CONFERENCE		0-0-0		1-1-0		1-0-0						
1-1-0	0-0-0	0-0-0		HOME		0-0-0		0-1-0		1-0-0						
1-0-0	0-0-0	0-0-0		AWAY		0-0-0		1-0-0		0-0-0						
0-0-0	0-0-0	0-0-0		NEUTRAL		0-0-0		0-0-0		0-0-0						
RPI	S	Opponent	Score		RPI	S	Opponent	Score		RPI	S	Opponent	Score			
2	A	Washington	2	1	44	H	Seattle	4	2	51	A	UC Davis	1	1		
4	A	Syracuse	0	3						84	H	FGCU	1	0		
												112	H	Portland	1	5
												136	A	Gonzaga	1	0
												137	A	Colgate	0	1
												157	A	Sacramento St.	1	1
												163	H	San Jose St.	2	1
												191	H	Central Ark.	3	1
												196	H	Pacific	1	0
LAST 10 GAMES																
												51	A	UC Davis	1	1
												157	A	Sacramento St.	1	1
												163	H	San Jose St.	2	1
												44	H	Seattle	4	2
												84	H	FGCU	1	0
												196	H	Pacific	1	0
												136	A	Gonzaga	1	0
												112	H	Portland	1	5
												191	H	Central Ark.	3	1
												2	A	Washington	2	1

Non-Div. I Games:

St. Mary's (CA)

Average RPI Win: 127		WON-LOST RECORD	WINNING PCT. RANK	LAST 10 GAMES	STRENGTH OF SCHEDULE	OPP. STRENGTH OF SCHEDULE	TEAM RPI	ADJ RPI	CONF. RPI	ADJ CONF. RPI	
Average RPI Loss: 94											
DIV. I ONLY		7-4-2	.61538 60	6-3-1	55	162	51	.5334 57	7	8	
DIV. I NON-CONF.		4-3-2	.55556 91	3-2-1	83	171	71	.51806 73	12	12	
TOTALS		RPI 1-25	RPI 26-50		W-L RECORDS		RPI 51-100		RPI 101-150		RPI 150+
7-4-2	0-1-0	2-0-1		OVERALL		0-1-1		1-1-0		4-1-0	
5-1-1	0-0-0	2-0-1		HOME		0-0-0		0-0-0		3-1-0	
2-3-1	0-1-0	0-0-0		AWAY		0-1-1		1-1-0		1-0-0	
0-0-0	0-0-0	0-0-0		NEUTRAL		0-0-0		0-0-0		0-0-0	
4-3-2	0-0-0	1-0-1		NON-CONFERENCE		0-1-1		0-1-0		3-1-0	
3-1-1	0-0-0	1-0-1		HOME		0-0-0		0-0-0		2-1-0	
1-2-1	0-0-0	0-0-		AWAY		0-1-1		0-1-0		1-0-0	
0-0-0	0-0-0	0-0-0		NEUTRAL		0-0-0		0-0-0		0-0-0	
3-1-0	0-1-0	1-0-0		CONFERENCE		0-0-0		1-0-0		1-0-0	
2-0-0	0-0-0	1-0-0		HOME		0-0-0		0-0-0		1-0-0	
1-1-0	0-1-0	0-0-0		AWAY		0-0-0		1-0-0		0-0-0	
0-0-0	0-0-0	0-0-0		NEUTRAL		0-0-0		0-0-0		0-0-0	
RPI S	Opponent	Score	RPI S	Opponent	Score	RPI S	Opponent	Score	RPI S	Opponent	Score
24 A	Boston U.	1 2	33 H	American	2 0	63 A	Air Force	1 1	118 A	NJIT	0 1
			36 H	Maryland	2 1	81 A	Denver	1 2	137 A	Colgate	2 0
			49 H	George Mason	1 1				151 H	George Washington	1 2
									152 H	Lafayette	1 0
									165 A	Central Conn. St.	3 1
									177 H	Appalachian St.	5 0
									190 H	Longwood	2 0
			LAST 10 GAMES								
			49 H	George Mason	1 1	137 A	Colgate	2 0			
			24 A	Boston U.	1 2	33 H	American	2 0			
			190 H	Longwood	2 0	152 H	Lafayette	1 0			
			118 A	NJIT	0 1	165 A	Central Conn. St.	3 1			
			151 H	George Washington	1 2	36 H	Maryland	2 1			

Non-Div. I Games:

Navy

Duke		WON-LOST RECORD		WINNING PCT. RANK		LAST 10 GAMES		STRENGTH OF SCHEDULE		OPP. STRENGTH OF SCHEDULE		TEAM RPI		ADJ RPI		CONF. RPI		ADJ CONF. RPI	
Average RPI Win:		115																	
Average RPI Loss:		40																	
DIV. I ONLY		5-5-1		.5 100		5-5-0		41		59		56		.53235 58		3		3	
DIV. I NON-CONF.		3-2-1		.58333 68		3-2-0		58		153		74		.51703 75		4		4	
TOTALS		RPI 1-25		RPI 26-50		W-L RECORDS		RPI 51-100		RPI 101-150		RPI 150+							
5-5-1		0-1-0		1-2-1		OVERALL		1-2-0		1-0-0		2-0-0							
5-0-1		0-0-0		1-0-1		HOME		1-0-0		1-0-0		2-0-0							
0-5-0		0-1-0		0-2-0		AWAY		0-2-0		0-0-0		0-0-0							
0-0-0		0-0-0		0-0-0		NEUTRAL		0-0-0		0-0-0		0-0-0							
3-2-1		0-0-0		0-1-1		NON-CONFERENCE		0-1-0		1-0-0		2-0-0							
3-0-1		0-0-0		0-0-1		HOME		0-0-0		1-0-0		2-0-0							
0-2-0		0-0-0		0-0-		AWAY		0-1-0		0-0-0		0-0-0							
0-0-0		0-0-0		0-0-0		NEUTRAL		0-0-0		0-0-0		0-0-0							
2-3-0		0-1-0		1-1-0		CONFERENCE		1-1-0		0-0-0		0-0-0							
2-0-0		0-0-0		1-0-0		HOME		1-0-0		0-0-0		0-0-0							
0-3-0		0-1-0		0-1-0		AWAY		0-1-0		0-0-0		0-0-0							
0-0-0		0-0-0		0-0-0		NEUTRAL		0-0-0		0-0-0		0-0-0							
RPI	S	Opponent	Score		RPI	S	Opponent	Score		RPI	S	Opponent	Score		RPI	S	Opponent	Score	
7	A	Virginia	0	1	27	A	UNCW	1	2	54	H	Boston College	1	0	139	H	Stetson	8	2
					28	H	North Carolina	2	1	60	A	Wake Forest	1	4	177	H	Appalachian St.	2	0
					39	A	Louisville	0	5	66	A	SMU	1	3	178	H	Temple	3	1
					47	H	Loyola Marymount	1	1										
LAST 10 GAMES																			
					54	H	Boston College	1	0	7	A	Virginia	0	1					
					27	A	UNCW	1	2	60	A	Wake Forest	1	4					
					28	H	North Carolina	2	1	177	H	Appalachian St.	2	0					
					39	A	Louisville	0	5	66	A	SMU	1	3					
					178	H	Temple	3	1	139	H	Stetson	8	2					

Non-Div. I Games:

Duke

Average RPI Win: 136		WON-LOST RECORD		WINNING PCT. RANK		LAST 10 GAMES		STRENGTH OF SCHEDULE		OPP. STRENGTH OF SCHEDULE		TEAM RPI		ADJ RPI		CONF. RPI		ADJ CONF. RPI	
DIV. I ONLY		7-3-2		.66667 38		7-1-2		109		107		57		.53172 59		15		15	
DIV. I NON-CONF.		5-2-1		.6875 36		5-0-1		154		92		88		.51049 84		19		19	
TOTALS		RPI 1-25		RPI 26-50		W-L RECORDS		RPI 51-100		RPI 101-150		RPI 150+							
7-3-2		0-0-0		0-1-0		OVERALL		1-2-2		4-0-0		2-0-0							
5-0-2		0-0-0		0-0-0		HOME		0-0-2		4-0-0		1-0-0							
2-1-0		0-0-0		0-0-0		AWAY		1-1-0		0-0-0		1-0-0							
0-2-0		0-0-0		0-1-0		NEUTRAL		0-1-0		0-0-0		0-0-0							
5-2-1		0-0-0		0-1-0		NON-CONFERENCE		0-1-1		3-0-0		2-0-0							
4-0-1		0-0-0		0-0-0		HOME		0-0-1		3-0-0		1-0-0							
1-0-0		0-0-0		0-0-		AWAY		0-0-0		0-0-0		1-0-0							
0-2-0		0-0-0		0-1-0		NEUTRAL		0-1-0		0-0-0		0-0-0							
2-1-1		0-0-0		0-0-0		CONFERENCE		1-1-1		1-0-0		0-0-0							
1-0-1		0-0-0		0-0-0		HOME		0-0-1		1-0-0		0-0-0							
1-1-0		0-0-0		0-0-0		AWAY		1-1-0		0-0-0		0-0-0							
0-0-0		0-0-0		0-0-0		NEUTRAL		0-0-0		0-0-0		0-0-0							
RPI S	Opponent	Score		RPI S	Opponent	Score		RPI S	Opponent	Score		RPI S	Opponent	Score					
				50 N	Butler	0	2	51 N	UC Davis	1	2	114 H	Bryant	3	2				
								79 A	Iona	2	0	122 H	Bucknell	1	0				
								83 H	Quinnipiac	1	1	135 H	Rider	4	1				
								92 A	Monmouth	0	1	148 H	Buffalo	1	0				
								95 H	Saint Francis (PA)	0	0	174 A	Robert Morris	1	0				
												180 H	St. Bonaventure	3	2				
LAST 10 GAMES																			
				92 A	Monmouth	0	1	79 A	Iona	2	0								
				95 H	Saint Francis (PA)	0	0	135 H	Rider	4	1								
				180 H	St. Bonaventure	3	2	83 H	Quinnipiac	1	1								
				174 A	Robert Morris	1	0	114 H	Bryant	3	2								
				148 H	Buffalo	1	0	122 H	Bucknell	1	0								

Non-Div. I Games:

Canisius

Average RPI Win:		108	WON-LOST RECORD		WINNING PCT. RANK		LAST 10 GAMES		STRENGTH OF SCHEDULE		OPP. STRENGTH OF SCHEDULE		TEAM RPI		ADJ RPI		CONF. RPI		ADJ CONF. RPI				
DIV. I ONLY			6-6-0		.5	100	6-4-0		52		42		58		.53149		60	3		3			
DIV. I NON-CONF.			4-3-0		.57143	70	4-1-0		94		65		92		.50757		89	4		4			
TOTALS		RPI 1-25		RPI 26-50		W-L RECORDS		RPI 51-100		RPI 101-150		RPI 150+											
6-6-0		0-3-0		1-1-0		OVERALL		2-2-0		1-0-0		2-0-0											
6-3-0		0-2-0		1-0-0		HOME		2-1-0		1-0-0		2-0-0											
0-3-0		0-1-0		0-1-0		AWAY		0-1-0		0-0-0		0-0-0											
0-0-0		0-0-0		0-0-0		NEUTRAL		0-0-0		0-0-0		0-0-0											
4-3-0		0-2-0		1-0-0		NON-CONFERENCE		1-1-0		0-0-0		2-0-0											
4-3-0		0-2-0		1-0-0		HOME		1-1-0		0-0-0		2-0-0											
0-0-0		0-0-0		0-0-		AWAY		0-0-0		0-0-0		0-0-0											
0-0-0		0-0-0		0-0-0		NEUTRAL		0-0-0		0-0-0		0-0-0											
2-3-0		0-1-0		0-1-0		CONFERENCE		1-1-0		1-0-0		0-0-0											
2-0-0		0-0-0		0-0-0		HOME		1-0-0		1-0-0		0-0-0											
0-3-0		0-1-0		0-1-0		AWAY		0-1-0		0-0-0		0-0-0											
0-0-0		0-0-0		0-0-0		NEUTRAL		0-0-0		0-0-0		0-0-0											
RPI	S	Opponent		Score		RPI	S	Opponent		Score		RPI	S	Opponent		Score							
4	A	Syracuse		1	3	30	H	Akron		2	1	55	H	Hofstra		0	1	110	H	North Carolina St.		2	1
13	H	UCLA		1	3	31	A	Clemson		1	3	58	H	Duke		4	1	176	H	Cleveland St.		4	1
17	H	California		1	4							69	A	Virginia Tech		0	2	204	H	VMI		7	0
												70	H	UConn		2	1						
LAST 10 GAMES																							
						30	H	Akron		2	1	4	A	Syracuse		1	3						
						31	A	Clemson		1	3	55	H	Hofstra		0	1						
						204	H	VMI		7	0	58	H	Duke		4	1						
						69	A	Virginia Tech		0	2	176	H	Cleveland St.		4	1						
						110	H	North Carolina St.		2	1	70	H	UConn		2	1						

Non-Div. I Games:

Wake Forest

Average RPI Win: 106		WON-LOST RECORD		WINNING PCT. RANK		LAST 10 GAMES		STRENGTH OF SCHEDULE		OPP. STRENGTH OF SCHEDULE		TEAM RPI		ADJ RPI		CONF. RPI		ADJ CONF. RPI	
DIV. I ONLY		6-5-2		.53846 99		6-3-1		51		90		61		.53122 61		5		5	
DIV. I NON-CONF.		4-3-2		.55556 91		4-1-1		63		88		66		.53188 64		5		5	
TOTALS		RPI 1-25		RPI 26-50		W-L RECORDS		RPI 51-100		RPI 101-150		RPI 150+							
6-5-2		0-0-1		0-1-0		OVERALL		3-3-1		2-0-0		1-1-0							
4-1-0		0-0-0		0-0-0		HOME		3-1-0		1-0-0		0-0-0							
1-3-1		0-0-0		0-1-0		AWAY		0-1-1		0-0-0		1-1-0							
1-1-1		0-0-1		0-0-0		NEUTRAL		0-1-0		1-0-0		0-0-0							
4-3-2		0-0-1		0-1-0		NON-CONFERENCE		1-2-1		2-0-0		1-0-0							
2-1-0		0-0-0		0-0-0		HOME		1-1-0		1-0-0		0-0-0							
1-1-1		0-0-0		0-0-		AWAY		0-0-1		0-0-0		1-0-0							
1-1-1		0-0-1		0-0-0		NEUTRAL		0-1-0		1-0-0		0-0-0							
2-2-0		0-0-0		0-0-0		CONFERENCE		2-1-0		0-0-0		0-1-0							
2-0-0		0-0-0		0-0-0		HOME		2-0-0		0-0-0		0-0-0							
0-2-0		0-0-0		0-0-0		AWAY		0-1-0		0-0-0		0-1-0							
0-0-0		0-0-0		0-0-0		NEUTRAL		0-0-0		0-0-0		0-0-0							
RPI	S	Opponent		Score		RPI	S	Opponent		Score		RPI	S	Opponent		Score			
16	N	Northwestern		0	0	42	A	Ill.-Chicago		2	3	51	A	UC Davis		1	3		
												52	H	UC Santa Barbara		2	0		
												67	H	San Francisco		1	2		
												76	H	Santa Clara		1	0		
												78	A	San Diego		0	0		
												89	H	Cal Poly		3	2		
												94	N	Detroit		1	2		
LAST 10 GAMES																			
						51	A	UC Davis		1	3	89	H	Cal Poly		3	2		
						168	A	Grand Canyon		1	0	52	H	UC Santa Barbara		2	0		
						143	H	Omaha		3	1	157	A	Sacramento St.		0	1		
						76	H	Santa Clara		1	0	94	N	Detroit		1	2		
						108	N	UMBC		4	3	16	N	Northwestern		0	0		

Non-Div. I Games:

Cal St. Fullerton

Average RPI Win: 163		WON-LOST RECORD		WINNING PCT. RANK		LAST 10 GAMES		STRENGTH OF SCHEDULE		OPP. STRENGTH OF SCHEDULE		TEAM RPI		ADJ RPI		CONF. RPI		ADJ CONF. RPI	
DIV. I ONLY		8-2-2		.75 14		8-0-2		163		103		64		.53007 62		20		20	
DIV. I NON-CONF.		3-2-2		.57143 70		3-0-2		50		71		20		.58997 21		20		20	
TOTALS		RPI 1-25		RPI 26-50		W-L RECORDS		RPI 51-100		RPI 101-150		RPI 150+							
8-2-2		0-1-0		0-1-2		OVERALL		0-0-0		3-0-0		5-0-0							
3-0-1		0-0-0		0-0-1		HOME		0-0-0		2-0-0		1-0-0							
4-2-0		0-1-0		0-1-0		AWAY		0-0-0		1-0-0		3-0-0							
1-0-1		0-0-0		0-0-1		NEUTRAL		0-0-0		0-0-0		1-0-0							
3-2-2		0-1-0		0-1-2		NON-CONFERENCE		0-0-0		1-0-0		2-0-0							
0-0-1		0-0-0		0-0-1		HOME		0-0-0		0-0-0		0-0-0							
2-2-0		0-1-0		0-0-		AWAY		0-0-0		1-0-0		1-0-0							
1-0-1		0-0-0		0-0-1		NEUTRAL		0-0-0		0-0-0		1-0-0							
5-0-0		0-0-0		0-0-0		CONFERENCE		0-0-0		2-0-0		3-0-0							
3-0-0		0-0-0		0-0-0		HOME		0-0-0		2-0-0		1-0-0							
2-0-0		0-0-0		0-0-0		AWAY		0-0-0		0-0-0		2-0-0							
0-0-0		0-0-0		0-0-0		NEUTRAL		0-0-0		0-0-0		0-0-0							
RPI S	Opponent	Score		RPI S	Opponent	Score		RPI S	Opponent	Score		RPI S	Opponent	Score					
3 A	Charlotte	1	2	31 A	Clemson	0	1					103 H	Campbell	3	2				
				46 N	Western Ill.	2	2					121 A	East Tenn. St.	1	0				
				48 H	Elon	1	1					130 H	Liberty	2	0				
												177 A	Appalachian St.	1	0				
												187 N	Incarnate Word	1	0				
												190 A	Longwood	5	0				
												194 H	Presbyterian	6	1				
												203 A	UNC Asheville	1	0				
				LAST 10 GAMES															
				203 A	UNC Asheville	1	0	103 H	Campbell	3	2								
				194 H	Presbyterian	6	1	190 A	Longwood	5	0								
				177 A	Appalachian St.	1	0	130 H	Liberty	2	0								
				48 H	Elon	1	1	46 N	Western Ill.	2	2								
				187 N	Incarnate Word	1	0	121 A	East Tenn. St.	1	0								

Non-Div. I Games:

Radford

Average RPI Win: 129		WON-LOST	WINNING	LAST 10	STRENGTH OF		OPP. STRENGTH	TEAM	ADJ		CONF.	ADJ CONF.			
Average RPI Loss: 130		RECORD	PCT. RANK	GAMES	SCHEDULE		OF SCHEDULE	RPI	RPI		RPI	RPI			
DIV. I ONLY		6-2-3	.68182	33	6-2-2		107	99	55	.52722	63	17	16		
DIV. I NON-CONF.		4-1-3	.6875	36	4-1-2		87	50	47	.54832	47	18	18		
TOTALS		RPI 1-25	RPI 26-50		W-L RECORDS		RPI 51-100		RPI 101-150		RPI 150+				
6-2-3		0-0-0	0-0-0		OVERALL		1-1-2		2-0-1		3-1-0				
5-1-1		0-0-0	0-0-0		HOME		1-0-1		2-0-0		2-1-0				
1-1-2		0-0-0	0-0-0		AWAY		0-1-1		0-0-1		1-0-0				
0-0-0		0-0-0	0-0-0		NEUTRAL		0-0-0		0-0-0		0-0-0				
4-1-3		0-0-0	0-0-0		NON-CONFERENCE		1-1-2		1-0-1		2-0-0				
3-0-1		0-0-0	0-0-0		HOME		1-0-1		1-0-0		1-0-0				
1-1-2		0-0-0	0-0-		AWAY		0-1-1		0-0-1		1-0-0				
0-0-0		0-0-0	0-0-0		NEUTRAL		0-0-0		0-0-0		0-0-0				
2-1-0		0-0-0	0-0-0		CONFERENCE		0-0-0		1-0-0		1-1-0				
2-1-0		0-0-0	0-0-0		HOME		0-0-0		1-0-0		1-1-0				
0-0-0		0-0-0	0-0-0		AWAY		0-0-0		0-0-0		0-0-0				
0-0-0		0-0-0	0-0-0		NEUTRAL		0-0-0		0-0-0		0-0-0				
RPI	S	Opponent	Score	RPI	S	Opponent	Score	RPI	S	Opponent	Score	RPI	S	Opponent	Score
								51	A	UC Davis	1 1	101	H	Bakersfield	4 2
								57	H	Navy	1 1	102	A	Army	0 0
								77	H	CSUN	2 1	111	H	Oakland	1 0
								96	A	Missouri St.	0 1	155	H	New Hampshire	2 0
												157	A	Sacramento St.	1 0
												163	H	San Jose St.	1 5
												172	H	UMKC	2 0
LAST 10 GAMES															
								96	A	Missouri St.	0 1	101	H	Bakersfield	4 2
								157	A	Sacramento St.	1 0	163	H	San Jose St.	1 5
								51	A	UC Davis	1 1	172	H	UMKC	2 0
								111	H	Oakland	1 0	102	A	Army	0 0
								155	H	New Hampshire	2 0	77	H	CSUN	2 1

Non-Div. I Games:

Air Force

H O L Y C R O S S

H
o
l
y
C
r
o
s
s

Holy Cross

Average RPI Win: 120		WON-LOST RECORD	WINNING PCT. RANK		LAST 10 GAMES	STRENGTH OF SCHEDULE	OPP. STRENGTH OF SCHEDULE	TEAM RPI	ADJ RPI	CONF. RPI	ADJ CONF. RPI						
Average RPI Loss: 64																	
DIV. I ONLY		7-3-1	.68182	33	7-2-1	132	82	62	.52423	66	13	13					
DIV. I NON-CONF.		4-3-0	.57143	70	4-2-0	112	67	54	.54035	53	11	10					
<hr/>																	
TOTALS		RPI 1-25		RPI 26-50		W-L RECORDS		RPI 51-100		RPI 101-150		RPI 150+					
7-3-1		0-1-0		1-0-0		OVERALL		1-2-0		3-0-0		2-0-1					
6-1-0		0-0-0		1-0-0		HOME		1-1-0		3-0-0		1-0-0					
1-2-1		0-1-0		0-0-0		AWAY		0-1-0		0-0-0		1-0-1					
0-0-0		0-0-0		0-0-0		NEUTRAL		0-0-0		0-0-0		0-0-0					
4-3-0		0-1-0		0-0-0		NON-CONFERENCE		1-2-0		2-0-0		1-0-0					
4-1-0		0-0-0		0-0-0		HOME		1-1-0		2-0-0		1-0-0					
0-2-0		0-1-0		0-0-		AWAY		0-1-0		0-0-0		0-0-0					
0-0-0		0-0-0		0-0-0		NEUTRAL		0-0-0		0-0-0		0-0-0					
3-0-1		0-0-0		1-0-0		CONFERENCE		0-0-0		1-0-0		1-0-1					
2-0-0		0-0-0		1-0-0		HOME		0-0-0		1-0-0		0-0-0					
1-0-1		0-0-0		0-0-0		AWAY		0-0-0		0-0-0		1-0-1					
0-0-0		0-0-0		0-0-0		NEUTRAL		0-0-0		0-0-0		0-0-0					
RPI	S	Opponent		Score		RPI	S	Opponent		Score		RPI	S	Opponent		Score	
21	A	Michigan St.		0	1	35	H	Tulsa		4	2	58	H	Duke		3	1
												75	A	Michigan		0	3
												96	H	Missouri St.		0	1
														119 H Memphis		2	0
														120 H Northern Ill.		2	0
														146 H Oral Roberts		2	0
														175 A UCF		1	1
														178 A Temple		2	1
														184 H Stony Brook		3	1
<hr/>																	
LAST 10 GAMES																	
		120 H Northern Ill.		2	0			178 A Temple		2	1						
		35 H Tulsa		4	2			119 H Memphis		2	0						
		146 H Oral Roberts		2	0			175 A UCF		1	1						
		184 H Stony Brook		3	1			58 H Duke		3	1						
		96 H Missouri St.		0	1			75 A Michigan		0	3						

Non-Div. I Games:

SMU

Average RPI Win:		118	WON-LOST RECORD		WINNING PCT. RANK	LAST 10 GAMES	STRENGTH OF SCHEDULE		OPP. STRENGTH OF SCHEDULE	TEAM RPI	ADJ RPI	CONF. RPI	ADJ CONF. RPI
Average RPI Loss:		59											
DIV. I ONLY		6-3-2			.63636 45	5-3-2	122		52	68	.52417 67	12	12
DIV. I NON-CONF.		5-2-1			.6875 36	4-2-1	138		72	84	.51344 81	9	9
TOTALS		RPI 1-25	RPI 26-50		W-L RECORDS		RPI 51-100		RPI 101-150		RPI 150+		
6-3-2	0-0-0		0-2-0		OVERALL		3-1-2		1-0-0		2-0-0		
2-1-1	0-0-0		0-1-0		HOME		1-0-1		0-0-0		1-0-0		
4-2-1	0-0-0		0-1-0		AWAY		2-1-1		1-0-0		1-0-0		
0-0-0	0-0-0		0-0-0		NEUTRAL		0-0-0		0-0-0		0-0-0		
5-2-1	0-0-0		0-1-0		NON-CONFERENCE		2-1-1		1-0-0		2-0-0		
2-0-1	0-0-0		0-0-0		HOME		1-0-1		0-0-0		1-0-0		
3-2-0	0-0-0		0-0-		AWAY		1-1-0		1-0-0		1-0-0		
0-0-0	0-0-0		0-0-0		NEUTRAL		0-0-0		0-0-0		0-0-0		
1-1-1	0-0-0		0-1-0		CONFERENCE		1-0-1		0-0-0		0-0-0		
0-1-0	0-0-0		0-1-0		HOME		0-0-0		0-0-0		0-0-0		
1-0-1	0-0-0		0-0-0		AWAY		1-0-1		0-0-0		0-0-0		
0-0-0	0-0-0		0-0-0		NEUTRAL		0-0-0		0-0-0		0-0-0		
RPI S	Opponent	Score	RPI S	Opponent	Score	RPI S	Opponent	Score	RPI S	Opponent	Score		
			42 A	Ill.-Chicago	0 1	51 H	UC Davis	0 0	131 A	Wisconsin	2 1		
			47 H	Loyola Marymount	1 3	61 A	Cal St. Fullerton	2 1	163 A	San Jose St.	3 0		
						76 A	Santa Clara	1 1	191 H	Central Ark.	2 0		
						78 A	San Diego	2 0					
						84 H	FGCU	1 0					
						89 A	Cal Poly	1 2					
LAST 10 GAMES													
			163 A	San Jose St.	3 0	76 A	Santa Clara	1 1					
			51 H	UC Davis	0 0	47 H	Loyola Marymount	1 3					
			89 A	Cal Poly	1 2	78 A	San Diego	2 0					
			191 H	Central Ark.	2 0	61 A	Cal St. Fullerton	2 1					
			84 H	FGCU	1 0	42 A	Ill.-Chicago	0 1					

Non-Div. I Games:

San Francisco

Average RPI Win: 80		WON-LOST RECORD		WINNING PCT. RANK		LAST 10 GAMES		STRENGTH OF SCHEDULE		OPP. STRENGTH OF SCHEDULE		TEAM RPI		ADJ RPI		CONF. RPI		ADJ CONF. RPI									
Average RPI Loss: 54																											
DIV. I ONLY		3-4-3		.45 131		3-4-3		13		121		70		.52304 68		10		10									
DIV. I NON-CONF.		2-3-3		.4375 136		2-3-3		13		109		62		.53268 62		10		11									
TOTALS		RPI 1-25		RPI 26-50		W-L RECORDS		RPI 51-100		RPI 101-150		RPI 150+															
3-4-3		1-1-0		0-1-0		OVERALL		1-2-2		1-0-0		0-0-1															
2-2-1		0-1-0		0-0-0		HOME		1-1-1		1-0-0		0-0-0															
1-2-2		1-0-0		0-1-0		AWAY		0-1-1		0-0-0		0-0-1															
0-0-0		0-0-0		0-0-0		NEUTRAL		0-0-0		0-0-0		0-0-0															
2-3-3		1-1-0		0-1-0		NON-CONFERENCE		1-1-2		0-0-0		0-0-1															
1-2-1		0-1-0		0-0-0		HOME		1-1-1		0-0-0		0-0-0															
1-1-2		1-0-0		0-0-		AWAY		0-0-1		0-0-0		0-0-1															
0-0-0		0-0-0		0-0-0		NEUTRAL		0-0-0		0-0-0		0-0-0															
1-1-0		0-0-0		0-0-0		CONFERENCE		0-1-0		1-0-0		0-0-0															
1-0-0		0-0-0		0-0-0		HOME		0-0-0		1-0-0		0-0-0															
0-1-0		0-0-0		0-0-0		AWAY		0-1-0		0-0-0		0-0-0															
0-0-0		0-0-0		0-0-0		NEUTRAL		0-0-0		0-0-0		0-0-0															
RPI	S	Opponent		Score		RPI	S	Opponent		Score		RPI	S	Opponent		Score											
19	H	Providence		2	3	41	A	South Fla.		1	3	65	A	Princeton		1	2	125	H	Columbia	1	0					
24	A	Boston U.		1	0							84	A	FGCU		0	0	173	A	Fairfield		0	0				
												90	H	Lehigh		2	1										
												91	H	Siena		1	2										
												100	H	Vermont		0	0										
						LAST 10 GAMES																					
						100 H Vermont						0	0	65 A Princeton						1	2						
						84 A FGCU						0	0	125 H Columbia						1	0						
						41 A South Fla.						1	3	173 A Fairfield						0	0						
						90 H Lehigh						2	1	24 A Boston U.						1	0						
						19 H Providence						2	3	91 H Siena						1	2						

Non-Div. I Games:

Brown

Average RPI Win: 146		WON-LOST	WINNING	LAST 10	STRENGTH OF		OPP. STRENGTH	TEAM	ADJ		CONF.	ADJ CONF.			
Average RPI Loss: 20		RECORD	PCT. RANK	GAMES	SCHEDULE		OF SCHEDULE	RPI	RPI		RPI	RPI			
DIV. I ONLY		7-5-0	.58333	73	6-4-0		104	78	69	.52248	69	3	3		
DIV. I NON-CONF.		5-2-0	.71429	28	4-1-0		196	131	149	.4536	145	4	4		
TOTALS		RPI 1-25	RPI 26-50		W-L RECORDS		RPI 51-100		RPI 101-150		RPI 150+				
7-5-0		0-3-0	0-2-0		OVERALL		1-0-0		2-0-0		4-0-0				
4-1-0		0-1-0	0-0-0		HOME		1-0-0		0-0-0		3-0-0				
3-4-0		0-2-0	0-2-0		AWAY		0-0-0		2-0-0		1-0-0				
0-0-0		0-0-0	0-0-0		NEUTRAL		0-0-0		0-0-0		0-0-0				
5-2-0		0-1-0	0-1-0		NON-CONFERENCE		0-0-0		1-0-0		4-0-0				
3-0-0		0-0-0	0-0-0		HOME		0-0-0		0-0-0		3-0-0				
2-2-0		0-1-0	0-0-		AWAY		0-0-0		1-0-0		1-0-0				
0-0-0		0-0-0	0-0-0		NEUTRAL		0-0-0		0-0-0		0-0-0				
2-3-0		0-2-0	0-1-0		CONFERENCE		1-0-0		1-0-0		0-0-0				
1-1-0		0-1-0	0-0-0		HOME		1-0-0		0-0-0		0-0-0				
1-2-0		0-1-0	0-1-0		AWAY		0-0-0		1-0-0		0-0-0				
0-0-0		0-0-0	0-0-0		NEUTRAL		0-0-0		0-0-0		0-0-0				
RPI S	Opponent	Score		RPI S	Opponent	Score		RPI S	Opponent	Score		RPI S	Opponent	Score	
4	H Syracuse	0	1	28	A North Carolina	0	5	60	H Wake Forest	2	0	110	A North Carolina St.	3	2
7	A Virginia	0	1	43	A West Virginia	0	3					150	A SIUE	1	0
18	A Saint Louis	1	3									151	H George Washington	1	0
												160	A UNC Greensboro	1	0
												190	H Longwood	4	1
												204	H VMI	5	0
LAST 10 GAMES															
				110	A North Carolina St.	3	2	28	A North Carolina	0	5				
				151	H George Washington	1	0	4	H Syracuse	0	1				
				60	H Wake Forest	2	0	204	H VMI	5	0				
				160	A UNC Greensboro	1	0	190	H Longwood	4	1				
				7	A Virginia	0	1	43	A West Virginia	0	3				

Non-Div. I Games:

Virginia Tech

Average RPI Win: 96		WON-LOST	WINNING	LAST 10	STRENGTH OF		OPP. STRENGTH	TEAM	ADJ	CONF.	ADJ CONF.				
Average RPI Loss: 36		RECORD	PCT. RANK	GAMES	SCHEDULE		OF SCHEDULE	RPI	RPI	RPI	RPI				
DIV. I ONLY		4-5-2	.45455	123	4-4-2		40	55	74	.52235	70	13	13		
DIV. I NON-CONF.		2-4-1	.35714	150	2-3-1		36	33	68	.52964	67	11	10		
TOTALS		RPI 1-25	RPI 26-50		W-L RECORDS		RPI 51-100		RPI 101-150		RPI 150+				
4-5-2		0-1-0	2-3-0		OVERALL		0-1-1		1-0-0		1-0-1				
2-2-1		0-0-0	1-2-0		HOME		0-0-1		0-0-0		1-0-0				
2-3-1		0-1-0	1-1-0		AWAY		0-1-0		1-0-0		0-0-1				
0-0-0		0-0-0	0-0-0		NEUTRAL		0-0-0		0-0-0		0-0-0				
2-4-1		0-1-0	1-2-0		NON-CONFERENCE		0-1-1		0-0-0		1-0-0				
1-1-1		0-0-0	0-1-0		HOME		0-0-1		0-0-0		1-0-0				
1-3-0		0-1-0	1-0-		AWAY		0-1-0		0-0-0		0-0-0				
0-0-0		0-0-0	0-0-0		NEUTRAL		0-0-0		0-0-0		0-0-0				
2-1-1		0-0-0	1-1-0		CONFERENCE		0-0-0		1-0-0		0-0-1				
1-1-0		0-0-0	1-1-0		HOME		0-0-0		0-0-0		0-0-0				
1-0-1		0-0-0	0-0-0		AWAY		0-0-0		1-0-0		0-0-1				
0-0-0		0-0-0	0-0-0		NEUTRAL		0-0-0		0-0-0		0-0-0				
RPI S	Opponent	Score		RPI S	Opponent	Score		RPI S	Opponent	Score		RPI S	Opponent	Score	
2 A	Washington	1	3	34 H	Coastal Caro.	2	3	60 A	Wake Forest	1	2	119 A	Memphis	1	0
				35 H	Tulsa	2	0	79 H	Iona	1	1	161 A	Cincinnati	0	0
				41 H	South Fla.	0	1					184 H	Stony Brook	3	0
				44 A	Seattle	3	1								
				45 A	St. John's (NY)	1	3								
LAST 10 GAMES															
				41 H	South Fla.	0	1	35 H	Tulsa	2	0				
				45 A	St. John's (NY)	1	3	161 A	Cincinnati	0	0				
				79 H	Iona	1	1	119 A	Memphis	1	0				
				44 A	Seattle	3	1	60 A	Wake Forest	1	2				
				2 A	Washington	1	3	184 H	Stony Brook	3	0				

Non-Div. I Games:

UConn

Average RPI Win:		148	WON-LOST RECORD		WINNING PCT. RANK		LAST 10 GAMES		STRENGTH OF SCHEDULE		OPP. STRENGTH OF SCHEDULE		TEAM RPI		ADJ RPI		CONF. RPI		ADJ CONF. RPI		
DIV. I ONLY			6-4-1	.59091	65	6-4-0			90		114		71		.52226		71	10		10	
DIV. I NON-CONF.			6-2-1	.72222	23	6-2-0			107		107		80		.51655		77	10		11	
TOTALS		RPI 1-25		RPI 26-50			W-L RECORDS			RPI 51-100			RPI 101-150			RPI 150+					
6-4-1		0-1-0		0-1-1			OVERALL			1-2-0			2-0-0			3-0-0					
5-1-0		0-0-0		0-0-0			HOME			1-1-0			1-0-0			3-0-0					
1-3-1		0-1-0		0-1-1			AWAY			0-1-0			1-0-0			0-0-0					
0-0-0		0-0-0		0-0-0			NEUTRAL			0-0-0			0-0-0			0-0-0					
6-2-1		0-1-0		0-1-1			NON-CONFERENCE			1-0-0			2-0-0			3-0-0					
5-0-0		0-0-0		0-0-0			HOME			1-0-0			1-0-0			3-0-0					
1-2-1		0-1-0		0-1-			AWAY			0-0-0			1-0-0			0-0-0					
0-0-0		0-0-0		0-0-0			NEUTRAL			0-0-0			0-0-0			0-0-0					
0-2-0		0-0-0		0-0-0			CONFERENCE			0-2-0			0-0-0			0-0-0					
0-1-0		0-0-0		0-0-0			HOME			0-1-0			0-0-0			0-0-0					
0-1-0		0-0-0		0-0-0			AWAY			0-1-0			0-0-0			0-0-0					
0-0-0		0-0-0		0-0-0			NEUTRAL			0-0-0			0-0-0			0-0-0					
RPI	S	Opponent		Score		RPI	S	Opponent		Score		RPI	S	Opponent		Score					
4	A	Syracuse		0	3	37	A	Xavier		0	1	53	H	Penn		0	1				
						39	A	Louisville		0	0	91	H	Siena		1	0				
												93	A	Harvard		0	1				
														124 A Binghamton		1	0				
														148 H Buffalo		5	0				
														152 H Lafayette		1	0				
														182 H Fairleigh Dickinson		2	0				
														193 H Hartwick		1	0				
LAST 10 GAMES																					
						193	H	Hartwick		1	0	93	A	Harvard		0	1				
						182	H	Fairleigh Dickinson		2	0	53	H	Penn		0	1				
						91	H	Siena		1	0	148	H	Buffalo		5	0				
						4	A	Syracuse		0	3	152	H	Lafayette		1	0				
						124	A	Binghamton		1	0	37	A	Xavier		0	1				

Non-Div. I Games:

Cornell

Average RPI Win:		120	WON-LOST RECORD		WINNING PCT. RANK		LAST 10 GAMES		STRENGTH OF SCHEDULE		OPP. STRENGTH OF SCHEDULE		TEAM RPI		ADJ RPI		CONF. RPI		ADJ CONF. RPI				
Average RPI Loss:		106																					
DIV. I ONLY			5-4-3		.54167 91		5-2-3		43		111		59		.52002 73		9		9				
DIV. I NON-CONF.			4-4-2		.5 103		4-2-2		81		96		87		.50126 94		8		8				
TOTALS		RPI 1-25		RPI 26-50		W-L RECORDS		RPI 51-100		RPI 101-150		RPI 150+											
5-4-3		0-1-1		1-0-1		OVERALL		1-1-1		1-1-0		2-1-0											
1-3-2		0-0-1		1-0-1		HOME		0-1-0		0-1-0		0-1-0											
3-1-1		0-1-0		0-0-0		AWAY		1-0-1		0-0-0		2-0-0											
1-0-0		0-0-0		0-0-0		NEUTRAL		0-0-0		1-0-0		0-0-0											
4-4-2		0-1-1		1-0-0		NON-CONFERENCE		0-1-1		1-1-0		2-1-0											
1-3-1		0-0-1		1-0-0		HOME		0-1-0		0-1-0		0-1-0											
2-1-1		0-1-0		0-0-		AWAY		0-0-1		0-0-0		2-0-0											
1-0-0		0-0-0		0-0-0		NEUTRAL		0-0-0		1-0-0		0-0-0											
1-0-1		0-0-0		0-0-1		CONFERENCE		1-0-0		0-0-0		0-0-0											
0-0-1		0-0-0		0-0-1		HOME		0-0-0		0-0-0		0-0-0											
1-0-0		0-0-0		0-0-0		AWAY		1-0-0		0-0-0		0-0-0											
0-0-0		0-0-0		0-0-0		NEUTRAL		0-0-0		0-0-0		0-0-0											
RPI	S	Opponent		Score		RPI	S	Opponent		Score		RPI	S	Opponent		Score							
7	A	Virginia		1	2	27	H	UNCW		1	1	72	A	Delaware		1	0	128	N	Lipscomb	1	0	
11	H	Penn St.		1	1	43	H	West Virginia		4	3	74	A	Furman		0	0	144	H	Albany (NY)	1	3	
												100	H	Vermont		0	2	160	A	UNC Greensboro	1	0	
																		174	H	Robert Morris	1	2	
																		195	A	Belmont	2	1	
LAST 10 GAMES																							
						74	A	Furman		0	0	27	H	UNCW		1	1						
						43	H	West Virginia		4	3	72	A	Delaware		1	0						
						174	H	Robert Morris		1	2	7	A	Virginia		1	2						
						128	N	Lipscomb		1	0	11	H	Penn St.		1	1						
						195	A	Belmont		2	1	160	A	UNC Greensboro		1	0						

Non-Div. I Games:

James Madison

Average RPI Win:	124	WON-LOST	WINNING	LAST 10	STRENGTH OF	OPP. STRENGTH	TEAM	ADJ	CONF.	ADJ CONF.		
Average RPI Loss:	101	RECORD	PCT. RANK	GAMES	SCHEDULE	OF SCHEDULE	RPI	RPI	RPI	RPI		
DIV. I ONLY		5-3-3	.59091	65	5-2-3	65	178	73	.51793	74	21	21
DIV. I NON-CONF.		4-1-2	.71429	28	4-0-2	16	130	33	.56979	32	21	21
<hr/>												
TOTALS	RPI 1-25	RPI 26-50		W-L RECORDS		RPI 51-100		RPI 101-150		RPI 150+		
5-3-3	0-0-0	1-1-1		OVERALL		1-0-1		0-2-0		3-0-1		
2-1-2	0-0-0	0-0-0		HOME		0-0-1		0-1-0		2-0-1		
2-1-1	0-0-0	1-0-1		AWAY		0-0-0		0-1-0		1-0-0		
1-1-0	0-0-0	0-1-0		NEUTRAL		1-0-0		0-0-0		0-0-0		
4-1-2	0-0-0	1-1-1		NON-CONFERENCE		1-0-1		0-0-0		2-0-0		
2-0-1	0-0-0	0-0-0		HOME		0-0-1		0-0-0		2-0-0		
1-0-1	0-0-0	1-1-		AWAY		0-0-0		0-0-0		0-0-0		
1-1-0	0-0-0	0-1-0		NEUTRAL		1-0-0		0-0-0		0-0-0		
1-2-1	0-0-0	0-0-0		CONFERENCE		0-0-0		0-2-0		1-0-1		
0-1-1	0-0-0	0-0-0		HOME		0-0-0		0-1-0		0-0-1		
1-1-0	0-0-0	0-0-0		AWAY		0-0-0		0-1-0		1-0-0		
0-0-0	0-0-0	0-0-0		NEUTRAL		0-0-0		0-0-0		0-0-0		
RPI	S	Opponent	Score	RPI	S	Opponent	Score	RPI	S	Opponent	Score	
34	A	Coastal Caro.	1 0	52	N	UC Santa Barbara	3 0	126	A	Mercer	0	3
40	A	Kentucky	0 0	73	H	James Madison	0 0	134	H	Wofford	0	2
44	N	Seattle	1 2					158	H	North Florida	2	1
								160	H	UNC Greensboro	0	0
								171	H	Georgia St.	5	0
								204	A	VMI	1	0
<hr/>												
LAST 10 GAMES												
160	H	UNC Greensboro	0 0	126	A	Mercer	0 3					
73	H	James Madison	0 0	134	H	Wofford	0 2					
40	A	Kentucky	0 0	204	A	VMI	1 0					
34	A	Coastal Caro.	1 0	158	H	North Florida	2 1					
171	H	Georgia St.	5 0	52	N	UC Santa Barbara	3 0					

Non-Div. I Games:

Furman

Non-Div. I Games:

Michigan

Average RPI Win: 75		WON-LOST RECORD		WINNING PCT. RANK		LAST 10 GAMES		STRENGTH OF SCHEDULE		OPP. STRENGTH OF SCHEDULE		TEAM RPI		ADJ RPI		CONF. RPI		ADJ CONF. RPI									
DIV. I ONLY		4-7-2		.38462 145		3-5-2		16		94		85		.51399 77		5		5									
DIV. I NON-CONF.		4-4-1		.5 103		3-2-1		9		90		69		.53321 61		5		5									
TOTALS		RPI 1-25		RPI 26-50		W-L RECORDS		RPI 51-100		RPI 101-150		RPI 150+															
4-7-2		1-1-0		1-1-0		OVERALL		0-4-1		2-0-1		0-1-0															
2-2-1		0-0-0		0-1-0		HOME		0-0-1		2-0-0		0-1-0															
1-5-0		0-1-0		1-0-0		AWAY		0-4-0		0-0-0		0-0-0															
1-0-1		1-0-0		0-0-0		NEUTRAL		0-0-0		0-0-1		0-0-0															
4-4-1		1-1-0		1-1-0		NON-CONFERENCE		0-2-0		2-0-1		0-0-0															
2-1-0		0-0-0		0-1-0		HOME		0-0-0		2-0-0		0-1-0															
1-3-0		0-1-0		1-0-		AWAY		0-2-0		0-0-0		0-0-0															
1-0-1		1-0-0		0-0-0		NEUTRAL		0-0-0		0-0-1		0-0-0															
0-3-1		0-0-0		0-0-0		CONFERENCE		0-2-1		0-0-0		0-1-0															
0-1-1		0-0-0		0-0-0		HOME		0-0-1		0-0-0		0-1-0															
0-2-0		0-0-0		0-0-0		AWAY		0-2-0		0-0-0		0-0-0															
0-0-0		0-0-0		0-0-0		NEUTRAL		0-0-0		0-0-0		0-0-0															
RPI	S	Opponent		Score		RPI	S	Opponent		Score		RPI	S	Opponent		Score											
13	A	UCLA		0	3	26	H	New Mexico		0	1	51	H	UC Davis		0	0	101	H	Bakersfield	2	1					
25	N	UAB		2	0	35	A	Tulsa		2	1	52	A	UC Santa Barbara		1	2	140	H	Bradley	1	0					
												63	A	Air Force		1	2	143	N	Omaha		0	0				
												81	A	Denver		1	2	157	H	Sacramento St.		0	1				
												89	A	Cal Poly		1	2										
						LAST 10 GAMES																					
						52 A UC Santa Barbara						1	2	51 H UC Davis						0	0						
						13 A UCLA						0	3	157 H Sacramento St.						0	1						
						101 H Bakersfield						2	1	89 A Cal Poly						1	2						
						143 N Omaha						0	0	26 H New Mexico						0	1						
						140 H Bradley						1	0	35 A Tulsa						2	1						

Non-Div. I Games:

CSUN

Average RPI Win:		94	WON-LOST RECORD		WINNING PCT. RANK		LAST 10 GAMES		STRENGTH OF SCHEDULE		OPP. STRENGTH OF SCHEDULE		TEAM RPI		ADJ RPI		CONF. RPI		ADJ CONF. RPI		
DIV. I ONLY			4-4-4		.5	100	3-4-3		62		21		79		.51396		78	12		12	
DIV. I NON-CONF.			3-2-4		.55556	91	2-2-3		79		14		90		.51047		85	9		9	
TOTALS		RPI 1-25		RPI 26-50		W-L RECORDS		RPI 51-100		RPI 101-150		RPI 150+									
4-4-4		1-1-0		0-2-0		OVERALL		1-1-2		2-0-1		0-0-1									
3-3-1		1-0-0		0-2-0		HOME		0-1-1		2-0-0		0-0-0									
1-1-3		0-1-0		0-0-0		AWAY		1-0-1		0-0-1		0-0-1									
0-0-0		0-0-0		0-0-0		NEUTRAL		0-0-0		0-0-0		0-0-0									
3-2-4		1-1-0		0-1-0		NON-CONFERENCE		0-0-2		2-0-1		0-0-1									
3-1-1		1-0-0		0-1-0		HOME		0-0-1		2-0-0		0-0-0									
0-1-3		0-1-0		0-0-		AWAY		0-0-1		0-0-1		0-0-1									
0-0-0		0-0-0		0-0-0		NEUTRAL		0-0-0		0-0-0		0-0-0									
1-2-0		0-0-0		0-1-0		CONFERENCE		1-1-0		0-0-0		0-0-0									
0-2-0		0-0-0		0-1-0		HOME		0-1-0		0-0-0		0-0-0									
1-0-0		0-0-0		0-0-0		AWAY		1-0-0		0-0-0		0-0-0									
0-0-0		0-0-0		0-0-0		NEUTRAL		0-0-0		0-0-0		0-0-0									
RPI	S	Opponent		Score		RPI	S	Opponent		Score		RPI	S	Opponent		Score					
5	A	UC Irvine		0	1	26	H	New Mexico		0	2	51	A	UC Davis		1	1				
13	H	UCLA		1	0	47	H	Loyola Marymount		0	1	61	H	Cal St. Fullerton		0	0				
												67	H	San Francisco		0	2				
												76	A	Santa Clara		2	1				
														157 A Sacramento St.		3	3				
LAST 10 GAMES																					
13	H	UCLA		1	0	47	H	Loyola Marymount		0	1	76	A	Santa Clara		2	1				
5	A	UC Irvine		0	1	76	A	Santa Clara		2	1	67	H	San Francisco		0	2				
138	A	UC Riverside		0	0	51	A	UC Davis		1	1										
26	H	New Mexico		0	2	157	A	Sacramento St.		3	3										
140	H	Bradley		5	2																

Non-Div. I Games:

San Diego

I
o
n
a

Iona

D
u
q
u
e
s
n
e

Duquesne

D
e
n
v
e
r

Denver

Average RPI Win: 124		WON-LOST RECORD		WINNING PCT. RANK		LAST 10 GAMES		STRENGTH OF SCHEDULE		OPP. STRENGTH OF SCHEDULE		TEAM RPI		ADJ RPI		CONF. RPI		ADJ CONF. RPI	
DIV. I ONLY		5-4-2		.54545 86		5-3-2		95		62		88		.51042 83		15		15	
DIV. I NON-CONF.		3-4-1		.4375 136		3-3-1		109		37		93		.50723 91		19		19	
TOTALS		RPI 1-25		RPI 26-50		W-L RECORDS		RPI 51-100		RPI 101-150		RPI 150+							
5-4-2		1-1-0		0-0-0		OVERALL		0-2-1		3-1-1		1-0-0							
5-1-0		1-0-0		0-0-0		HOME		0-1-0		3-0-0		1-0-0							
0-2-2		0-1-0		0-0-0		AWAY		0-1-1		0-0-1		0-0-0							
0-1-0		0-0-0		0-0-0		NEUTRAL		0-0-0		0-1-0		0-0-0							
3-4-1		1-1-0		0-0-0		NON-CONFERENCE		0-2-0		1-1-1		1-0-0							
3-1-0		1-0-0		0-0-0		HOME		0-1-0		1-0-0		1-0-0							
0-2-1		0-1-0		0-0-		AWAY		0-1-0		0-0-1		0-0-0							
0-1-0		0-0-0		0-0-0		NEUTRAL		0-0-0		0-1-0		0-0-0							
2-0-1		0-0-0		0-0-0		CONFERENCE		0-0-1		2-0-0		0-0-0							
2-0-0		0-0-0		0-0-0		HOME		0-0-0		2-0-0		0-0-0							
0-0-1		0-0-0		0-0-0		AWAY		0-0-1		0-0-0		0-0-0							
0-0-0		0-0-0		0-0-0		NEUTRAL		0-0-0		0-0-0		0-0-0							
RPI	S	Opponent		Score		RPI	S	Opponent		Score		RPI	S	Opponent		Score			
16	A	Northwestern		0	2			54	H	Boston College		0	2	102	A	Army		0	0
19	H	Providence		3	1			59	A	Canisius		1	1	120	N	Northern Ill.		0	3
								64	A	Holy Cross		1	2	125	H	Columbia		2	0
														135	H	Rider		2	1
														141	H	Niagara		2	0
														202	H	Yale		1	0
LAST 10 GAMES																			
				202	H	Yale		1	0	135	H	Rider		2	1				
				125	H	Columbia		2	0	59	A	Canisius		1	1				
				64	A	Holy Cross		1	2	141	H	Niagara		2	0				
				102	A	Army		0	0	54	H	Boston College		0	2				
				19	H	Providence		3	1	120	N	Northern Ill.		0	3				

Non-Div. I Games:

Quinnipiac

Average RPI Win: 122		WON-LOST	WINNING		LAST 10	STRENGTH OF		OPP. STRENGTH	TEAM	ADJ	CONF.	ADJ CONF.							
Average RPI Loss: 58		RECORD	PCT. RANK		GAMES	SCHEDULE		OF SCHEDULE	RPI	RPI	RPI	RPI							
DIV. I ONLY		4-4-3	.5	100	3-4-3	73		30	89	.50914	84	22	22						
DIV. I NON-CONF.		1-4-3	.3125	160	0-4-3	40		11	59	.53322	60	22	22						
<hr/>																			
TOTALS		RPI 1-25		RPI 26-50		W-L RECORDS		RPI 51-100		RPI 101-150		RPI 150+							
4-4-3		0-1-0		1-0-1		OVERALL		0-2-1		2-1-1		1-0-0							
2-1-3		0-1-0		1-0-1		HOME		0-0-1		1-0-1		0-0-0							
2-3-0		0-0-0		0-0-0		AWAY		0-2-0		1-1-0		1-0-0							
0-0-0		0-0-0		0-0-0		NEUTRAL		0-0-0		0-0-0		0-0-0							
<hr/>																			
1-4-3		0-1-0		1-0-1		NON-CONFERENCE		0-2-1		0-1-1		0-0-0							
1-1-3		0-1-0		1-0-1		HOME		0-0-1		0-0-1		0-0-0							
0-3-0		0-0-0		0-0-		AWAY		0-2-0		0-1-0		0-0-0							
0-0-0		0-0-0		0-0-0		NEUTRAL		0-0-0		0-0-0		0-0-0							
<hr/>																			
3-0-0		0-0-0		0-0-0		CONFERENCE		0-0-0		2-0-0		1-0-0							
1-0-0		0-0-0		0-0-0		HOME		0-0-0		1-0-0		0-0-0							
2-0-0		0-0-0		0-0-0		AWAY		0-0-0		1-0-0		1-0-0							
0-0-0		0-0-0		0-0-0		NEUTRAL		0-0-0		0-0-0		0-0-0							
<hr/>																			
RPI	S	Opponent		Score		RPI	S	Opponent		Score		RPI	S	Opponent		Score			
2	H	Washington		0 1		30	H	Akron		1 1		56	A	St. Mary's (CA)		0 1			
						41	H	South Fla.		2 0		67	A	San Francisco		0 1			
												68	H	Brown		0 0			
														139 H Stetson		1 0			
														142 A Northern Ky.		3 1			
														166 A Jacksonville		3 1			
<hr/>																			
LAST 10 GAMES																			
106 A FIU						1 2		142 A Northern Ky.						3 1					
68 H Brown						0 0		139 H Stetson						1 0					
2 H Washington						0 1		166 A Jacksonville						3 1					
56 A St. Mary's (CA)						0 1		30 H Akron						1 1					
67 A San Francisco						0 1		112 H Portland						0 0					

Non-Div. I Games:

FGCU

Average RPI Win: 112		WON-LOST	WINNING	LAST 10	STRENGTH OF	OPP. STRENGTH	TEAM	ADJ	CONF.	ADJ CONF.							
Average RPI Loss: 50		RECORD	PCT. RANK	GAMES	SCHEDULE	OF SCHEDULE	RPI	RPI	RPI	RPI							
DIV. I ONLY		5-6-0	.45455	123	4-5-0	68	50	90	.50913	85	1	1					
DIV. I NON-CONF.		5-3-0	.625	51	4-2-0	124	106	131	.47473	125	1	1					
<hr/>																	
TOTALS		RPI 1-25		RPI 26-50		W-L RECORDS		RPI 51-100		RPI 101-150		RPI 150+					
5-6-0		0-3-0		1-0-0		OVERALL		1-1-0		2-2-0		1-0-0					
5-2-0		0-1-0		1-0-0		HOME		1-0-0		2-1-0		1-0-0					
0-4-0		0-2-0		0-0-0		AWAY		0-1-0		0-1-0		0-0-0					
0-0-0		0-0-0		0-0-0		NEUTRAL		0-0-0		0-0-0		0-0-0					
5-3-0		0-0-0		1-0-0		NON-CONFERENCE		1-1-0		2-2-0		1-0-0					
5-1-0		0-0-0		1-0-0		HOME		1-0-0		2-1-0		1-0-0					
0-2-0		0-0-0		0-0-		AWAY		0-1-0		0-1-0		0-0-0					
0-0-0		0-0-0		0-0-0		NEUTRAL		0-0-0		0-0-0		0-0-0					
0-3-0		0-3-0		0-0-0		CONFERENCE		0-0-0		0-0-0		0-0-0					
0-1-0		0-1-0		0-0-0		HOME		0-0-0		0-0-0		0-0-0					
0-2-0		0-2-0		0-0-0		AWAY		0-0-0		0-0-0		0-0-0					
0-0-0		0-0-0		0-0-0		NEUTRAL		0-0-0		0-0-0		0-0-0					
RPI	S	Opponent		Score		RPI	S	Opponent		Score		RPI	S	Opponent		Score	
9	A	Stanford		0 2		31	H	Clemson		2 1		52	A	UC Santa Barbara		0 1	
13	H	UCLA		0 1								81	H	Denver		4 3	
17	A	California		3 4													

Non-Div. I Games: Point Loma 1 0

San Diego St.

Average RPI Win: 152		WON-LOST	WINNING	LAST 10	STRENGTH OF		OPP. STRENGTH	TEAM	ADJ		CONF.	ADJ CONF.
Average RPI Loss: 43		RECORD	PCT. RANK	GAMES	SCHEDULE		OF SCHEDULE	RPI	RPI		RPI	RPI
DIV. I ONLY		3-7-1	.31818 166	2-7-1	14		65	99	.50617 86		2	2
DIV. I NON-CONF.		2-4-0	.33333 153	1-4-0	29		141	112	.48861 109		2	2
TOTALS		RPI 1-25	RPI 26-50		W-L RECORDS		RPI 51-100		RPI 101-150		RPI 150+	
3-7-1		0-3-1	0-0-0		OVERALL		0-4-0		1-0-0		2-0-0	
2-5-0		0-2-0	0-0-0		HOME		0-3-0		0-0-0		2-0-0	
1-2-1		0-1-1	0-0-0		AWAY		0-1-0		1-0-0		0-0-0	
0-0-0		0-0-0	0-0-0		NEUTRAL		0-0-0		0-0-0		0-0-0	
2-4-0		0-1-0	0-0-0		NON-CONFERENCE		0-3-0		0-0-0		2-0-0	
2-3-0		0-1-0	0-0-0		HOME		0-2-0		0-0-0		2-0-0	
0-1-0		0-0-0	0-0-		AWAY		0-1-0		0-0-0		0-0-0	
0-0-0		0-0-0	0-0-0		NEUTRAL		0-0-0		0-0-0		0-0-0	
1-3-1		0-2-1	0-0-0		CONFERENCE		0-1-0		1-0-0		0-0-0	
0-2-0		0-1-0	0-0-0		HOME		0-1-0		0-0-0		0-0-0	
1-1-1		0-1-1	0-0-0		AWAY		0-0-0		1-0-0		0-0-0	
0-0-0		0-0-0	0-0-0		NEUTRAL		0-0-0		0-0-0		0-0-0	
RPI S	Opponent	Score	RPI S	Opponent	Score	RPI S	Opponent	Score	RPI S	Opponent	Score	
1 H	Indiana	1 2				55 H	Hofstra	1 3	131 A	Wisconsin	3 2	
4 H	Syracuse	0 1				65 A	Princeton	2 5	152 H	Lafayette	2 1	
11 A	Penn St.	0 1				75 H	Michigan	0 3	172 H	UMKC	1 0	
21 A	Michigan St.	0 0				92 H	Monmouth	0 3				
LAST 10 GAMES												
21 A	Michigan St.	0 0	75 H	Michigan	0 3							
1 H	Indiana	1 2	65 A	Princeton	2 5							
92 H	Monmouth	0 3	11 A	Penn St.	0 1							
131 A	Wisconsin	3 2	4 H	Syracuse	0 1							
55 H	Hofstra	1 3	152 H	Lafayette	2 1							

Non-Div. I Games:

Rutgers

Average RPI Win:	130	WON-LOST RECORD	WINNING PCT. RANK	LAST 10 GAMES	STRENGTH OF SCHEDULE	OPP. STRENGTH OF SCHEDULE	TEAM RPI	ADJ RPI	CONF. RPI	ADJ CONF. RPI						
DIV. I ONLY		5-4-1	.55	83	5-4-1	111	68	91	.50579	87	6	6				
DIV. I NON-CONF.		4-3-0	.57143	70	4-3-0	68	38	58	.53478	58	6	6				
<hr/>																
TOTALS	RPI 1-25	RPI 26-50		W-L RECORDS		RPI 51-100		RPI 101-150		RPI 150+						
5-4-1	0-1-0	1-2-1		OVERALL		1-0-0		1-0-0		2-1-0						
4-2-0	0-0-0	1-2-0		HOME		0-0-0		1-0-0		2-0-0						
1-2-1	0-1-0	0-0-1		AWAY		1-0-0		0-0-0		0-1-0						
0-0-0	0-0-0	0-0-0		NEUTRAL		0-0-0		0-0-0		0-0-0						
<hr/>																
4-3-0	0-1-0	1-2-0		NON-CONFERENCE		1-0-0		1-0-0		1-0-0						
3-2-0	0-0-0	1-2-0		HOME		0-0-0		1-0-0		1-0-0						
1-1-0	0-1-0	0-0-		AWAY		1-0-0		0-0-0		0-0-0						
0-0-0	0-0-0	0-0-0		NEUTRAL		0-0-0		0-0-0		0-0-0						
<hr/>																
1-1-1	0-0-0	0-0-1		CONFERENCE		0-0-0		0-0-0		1-1-0						
1-0-0	0-0-0	0-0-0		HOME		0-0-0		0-0-0		1-0-0						
0-1-1	0-0-0	0-0-1		AWAY		0-0-0		0-0-0		0-1-0						
0-0-0	0-0-0	0-0-0		NEUTRAL		0-0-0		0-0-0		0-0-0						
<hr/>																
RPI	S	Opponent	Score		RPI	S	Opponent	Score		RPI	S	Opponent	Score			
7	A	Virginia	0	1	27	H	UNCW	1	2	99	A	VCU	2	1		
					28	H	North Carolina	0	1			132	H	Northeastern	1	0
					40	A	Kentucky	1	1			179	A	Marshall	1	2
					41	H	South Fla.	1	0			189	H	Fla. Atlantic	2	1
												190	H	Longwood	2	0
<hr/>																
LAST 10 GAMES																
					99	A	VCU	2	1			189	H	Fla. Atlantic	2	1
					27	H	UNCW	1	2			179	A	Marshall	1	2
					190	H	Longwood	2	0			40	A	Kentucky	1	1
					41	H	South Fla.	1	0			28	H	North Carolina	0	1
					132	H	Northeastern	1	0			7	A	Virginia	0	1

Non-Div. I Games:

Old Dominion

Average RPI Win:		154	WON-LOST RECORD		WINNING PCT. RANK		LAST 10 GAMES		STRENGTH OF SCHEDULE		OPP. STRENGTH OF SCHEDULE		TEAM RPI		ADJ RPI		CONF. RPI		ADJ CONF. RPI	
DIV. I ONLY			6-5-1		.54167 91		6-3-1		88		147		95		.50467 88		4		4	
DIV. I NON-CONF.			5-3-1		.61111 58		5-1-1		145		172		127		.47377 127		3		3	
TOTALS		RPI 1-25		RPI 26-50		W-L RECORDS		RPI 51-100		RPI 101-150		RPI 150+								
6-5-1		0-2-0		0-0-0		OVERALL		1-0-1		2-3-0		3-0-0								
4-1-1		0-1-0		0-0-0		HOME		0-0-1		2-0-0		2-0-0								
2-4-0		0-1-0		0-0-0		AWAY		1-0-0		0-3-0		1-0-0								
0-0-0		0-0-0		0-0-0		NEUTRAL		0-0-0		0-0-0		0-0-0								
5-3-1		0-0-0		0-0-0		NON-CONFERENCE		1-0-1		1-3-0		3-0-0								
3-0-1		0-0-0		0-0-0		HOME		0-0-1		1-0-0		2-0-0								
2-3-0		0-0-0		0-0-		AWAY		1-0-0		0-3-0		1-0-0								
0-0-0		0-0-0		0-0-0		NEUTRAL		0-0-0		0-0-0		0-0-0								
1-2-0		0-2-0		0-0-0		CONFERENCE		0-0-0		1-0-0		0-0-0								
1-1-0		0-1-0		0-0-0		HOME		0-0-0		1-0-0		0-0-0								
0-1-0		0-1-0		0-0-0		AWAY		0-0-0		0-0-0		0-0-0								
0-0-0		0-0-0		0-0-0		NEUTRAL		0-0-0		0-0-0		0-0-0								
RPI	S	Opponent		Score		RPI	S	Opponent		Score		RPI	S	Opponent		Score				
10	H	Creighton		0 1								113	A	Hartford		0 1				
19	A	Providence		1 2								123	A	Marist		0 1				
												133	H	DePaul		4 0				
												144	H	Albany (NY)		1 0				
												147	A	Drexel		0 1				
												181	H	La Salle		3 0				
												184	A	Stony Brook		1 0				
												192	H	Saint Peter's		3 1				
LAST 10 GAMES																				
181	H	La Salle		3 0		19	A	Providence		1 2										
10	H	Creighton		0 1		184	A	Stony Brook		1 0										
90	A	Lehigh		1 0		133	H	DePaul		4 0										
92	H	Monmouth		1 1		192	H	Saint Peter's		3 1										
144	H	Albany (NY)		1 0		113	A	Hartford		0 1										

Non-Div. I Games:

Villanova

Average RPI Win: 123		WON-LOST	WINNING	LAST 10	STRENGTH OF	OPP. STRENGTH	TEAM	ADJ	CONF.	ADJ CONF.												
Average RPI Loss: 90		RECORD	PCT. RANK	GAMES	SCHEDULE	OF SCHEDULE	RPI	RPI	RPI	RPI												
DIV. I ONLY		7-3-3	.65385	44	5-2-3	160	22	84	.5043	89	5	5										
DIV. I NON-CONF.		5-2-2	.66667	42	3-1-2	173	62	103	.4851	112	5	5										

TOTALS		RPI 1-25		RPI 26-50		W-L RECORDS		RPI 51-100		RPI 101-150		RPI 150+										
7-3-3		0-1-2		0-0-0		OVERALL		2-1-0		3-0-1		2-1-0										
5-1-2		0-0-1		0-0-0		HOME		2-0-0		1-0-1		2-1-0										
2-2-1		0-1-1		0-0-0		AWAY		0-1-0		2-0-0		0-0-0										
0-0-0		0-0-0		0-0-0		NEUTRAL		0-0-0		0-0-0		0-0-0										
5-2-2		0-1-1		0-0-0		NON-CONFERENCE		1-0-0		2-0-1		2-1-0										
4-1-1		0-0-0		0-0-0		HOME		1-0-0		1-0-1		2-1-0										
1-1-1		0-1-1		0-0-		AWAY		0-0-0		1-0-0		0-0-0										
0-0-0		0-0-0		0-0-0		NEUTRAL		0-0-0		0-0-0		0-0-0										
2-1-1		0-0-1		0-0-0		CONFERENCE		1-1-0		1-0-0		0-0-0										
1-0-1		0-0-1		0-0-0		HOME		1-0-0		0-0-0		0-0-0										
1-1-0		0-0-0		0-0-0		AWAY		0-1-0		1-0-0		0-0-0										
0-0-0		0-0-0		0-0-0		NEUTRAL		0-0-0		0-0-0		0-0-0										
RPI	S	Opponent		Score		RPI	S	Opponent		Score		RPI	S	Opponent		Score						
5	H	UC Irvine		1	1			61	A	Cal St. Fullerton		2	3	110	A	North Carolina St.		3	1			
12	A	Davidson		3	4			67	H	San Francisco		2	1	120	H	Northern Ill.		4	1			
13	A	UCLA		0	0			77	H	CSUN		2	1	138	A	UC Riverside		1	0			
														149	H	Drake		0	0			
														168	H	Grand Canyon		2	0			
														183	H	Massachusetts		1	0			
														196	H	Pacific		1	2			

LAST 10 GAMES																						
5	H	UC Irvine		1	1	61	A	Cal St. Fullerton		2	3											
149	H	Drake		0	0	138	A	UC Riverside		1	0											
196	H	Pacific		1	2	77	H	CSUN		2	1											
67	H	San Francisco		2	1	168	H	Grand Canyon		2	0											
13	A	UCLA		0	0	183	H	Massachusetts		1	0											

Non-Div. I Games:

Cal Poly

Average RPI Win: 115		WON-LOST RECORD		WINNING PCT. RANK		LAST 10 GAMES		STRENGTH OF SCHEDULE		OPP. STRENGTH OF SCHEDULE		TEAM RPI		ADJ RPI		CONF. RPI		ADJ CONF. RPI	
DIV. I ONLY		6-5-0		.54545 86		5-5-0		82		142		75		.50415 90		7		8	
DIV. I NON-CONF.		4-3-0		.57143 70		3-3-0		132		145		104		.48406 113		12		12	
TOTALS		RPI 1-25		RPI 26-50		W-L RECORDS		RPI 51-100		RPI 101-150		RPI 150+							
6-5-0		0-1-0		1-0-0		OVERALL		1-2-0		3-0-0		1-2-0							
3-2-0		0-1-0		1-0-0		HOME		0-1-0		1-0-0		1-0-0							
3-3-0		0-0-0		0-0-0		AWAY		1-1-0		2-0-0		0-2-0							
0-0-0		0-0-0		0-0-0		NEUTRAL		0-0-0		0-0-0		0-0-0							
4-3-0		0-0-0		0-0-0		NON-CONFERENCE		1-2-0		2-0-0		1-1-0							
2-1-0		0-0-0		0-0-0		HOME		0-1-0		1-0-0		1-0-0							
2-2-0		0-0-0		0-0-		AWAY		1-1-0		1-0-0		0-1-0							
0-0-0		0-0-0		0-0-0		NEUTRAL		0-0-0		0-0-0		0-0-0							
2-2-0		0-1-0		1-0-0		CONFERENCE		0-0-0		1-0-0		0-1-0							
1-1-0		0-1-0		1-0-0		HOME		0-0-0		0-0-0		0-0-0							
1-1-0		0-0-0		0-0-0		AWAY		0-0-0		1-0-0		0-1-0							
0-0-0		0-0-0		0-0-0		NEUTRAL		0-0-0		0-0-0		0-0-0							
RPI	S	Opponent		Score		RPI	S	Opponent		Score		RPI	S	Opponent		Score			
24	H	Boston U.		0 2		33	H	American		2 1		68	A	Brown		1 2			
												88	H	Villanova		0 1			
												92	A	Monmouth		2 0			
												116	A	Rhode Island		1 0			
												122	A	Bucknell		2 1			
												139	H	Stetson		1 0			
												152	A	Lafayette		0 2			
												184	A	Stony Brook		0 3			
												188	H	Manhattan		2 1			
LAST 10 GAMES																			
						33	H	American		2 1		24	H	Boston U.		0 2			
						88	H	Villanova		0 1		152	A	Lafayette		0 2			
						139	H	Stetson		1 0		122	A	Bucknell		2 1			
						68	A	Brown		1 2		184	A	Stony Brook		0 3			
						116	A	Rhode Island		1 0		92	A	Monmouth		2 0			

Non-Div. I Games:

Lehigh

Average RPI Win: 138		WON-LOST	WINNING	LAST 10	STRENGTH OF	OPP. STRENGTH	TEAM	ADJ	CONF.	ADJ CONF.								
Average RPI Loss: 84		RECORD	PCT. RANK	GAMES	SCHEDULE	OF SCHEDULE	RPI	RPI	RPI	RPI								
DIV. I ONLY		8-5-0	.61538	60	5-5-0	159	110	98	.50414	91	15	15						
DIV. I NON-CONF.		5-4-0	.55556	91	2-4-0	103	93	64	.53065	65	19	19						
<hr/>																		
TOTALS		RPI 1-25		RPI 26-50		W-L RECORDS		RPI 51-100		RPI 101-150		RPI 150+						
8-5-0		1-1-0		0-0-0		OVERALL		1-2-0		2-2-0		4-0-0						
4-0-0		1-0-0		0-0-0		HOME		0-0-0		0-0-0		3-0-0						
4-5-0		0-1-0		0-0-0		AWAY		1-2-0		2-2-0		1-0-0						
0-0-0		0-0-0		0-0-0		NEUTRAL		0-0-0		0-0-0		0-0-0						
5-4-0		1-1-0		0-0-0		NON-CONFERENCE		1-1-0		1-2-0		2-0-0						
3-0-0		1-0-0		0-0-0		HOME		0-0-0		0-0-0		2-0-0						
2-4-0		0-1-0		0-0-		AWAY		1-1-0		1-2-0		0-0-0						
0-0-0		0-0-0		0-0-0		NEUTRAL		0-0-0		0-0-0		0-0-0						
3-1-0		0-0-0		0-0-0		CONFERENCE		0-1-0		1-0-0		2-0-0						
1-0-0		0-0-0		0-0-0		HOME		0-0-0		0-0-0		1-0-0						
2-1-0		0-0-0		0-0-0		AWAY		0-1-0		1-0-0		1-0-0						
0-0-0		0-0-0		0-0-0		NEUTRAL		0-0-0		0-0-0		0-0-0						
RPI	S	Opponent		Score		RPI	S	Opponent		Score		RPI	S	Opponent		Score		
14	A	Oregon St.		0	1							112	A	Portland		2	1	
24	H	Boston U.		1	0							71	A	Cornell		0	1	
												79	A	Iona		0	1	
												137	A	Colgate		1	3	
												141	A	Niagara		2	1	
												181	H	La Salle		1	0	
												188	A	Manhattan		1	0	
												192	H	Saint Peter's		1	0	
												200	H	Sacred Heart		5	1	
<hr/>																		
LAST 10 GAMES																		
79 A Iona						0	1	188 A Manhattan						1	0			
117 A Saint Joseph's						0	1	141 A Niagara						2	1			
137 A Colgate						1	3	192 H Saint Peter's						1	0			
71 A Cornell						0	1	14 A Oregon St.						0	1			
112 A Portland						2	1	200 H Sacred Heart						5	1			

Non-Div. I Games:

Siena

Non-Div. I Games:

Monmouth

Average RPI Win:	135	WON-LOST	WINNING	LAST 10	STRENGTH OF	OPP. STRENGTH	TEAM	ADJ	CONF.	ADJ CONF.					
Average RPI Loss:	68	RECORD	PCT. RANK	GAMES	SCHEDULE	OF SCHEDULE	RPI	RPI	RPI	RPI					
DIV. I ONLY	7-3-0	.7	32	7-3-0	186	79	94	.50367	93	10	10				
DIV. I NON-CONF.	5-3-0	.625	51	5-3-0	174	51	82	.51004	87	10	11				
<hr/>															
TOTALS	RPI 1-25	RPI 26-50		W-L RECORDS		RPI 51-100		RPI 101-150		RPI 150+					
7-3-0	0-1-0	0-1-0		OVERALL		2-0-0		2-0-0		3-1-0					
6-0-0	0-0-0	0-0-0		HOME		2-0-0		2-0-0		2-0-0					
1-3-0	0-1-0	0-1-0		AWAY		0-0-0		0-0-0		1-1-0					
0-0-0	0-0-0	0-0-0		NEUTRAL		0-0-0		0-0-0		0-0-0					
5-3-0	0-1-0	0-1-0		NON-CONFERENCE		1-0-0		2-0-0		2-1-0					
4-0-0	0-0-0	0-0-0		HOME		1-0-0		2-0-0		1-0-0					
1-3-0	0-1-0	0-0-		AWAY		0-0-0		0-0-0		1-1-0					
0-0-0	0-0-0	0-0-0		NEUTRAL		0-0-0		0-0-0		0-0-0					
2-0-0	0-0-0	0-0-0		CONFERENCE		1-0-0		0-0-0		1-0-0					
2-0-0	0-0-0	0-0-0		HOME		1-0-0		0-0-0		1-0-0					
0-0-0	0-0-0	0-0-0		AWAY		0-0-0		0-0-0		0-0-0					
0-0-0	0-0-0	0-0-0		NEUTRAL		0-0-0		0-0-0		0-0-0					
<hr/>															
RPI S	Opponent	Score		RPI S	Opponent	Score		RPI S	Opponent	Score					
8 A	Georgetown	0	2	45 A	St. John's (NY)	1	2	54 H	Boston College	3	2				
								71 H	Cornell	1	0				
								113 H	Hartford	4	1				
								132 H	Northeastern	3	2				
								151 A	George Washington	1	2				
								183 A	Massachusetts	3	2				
								188 H	Manhattan	3	0				
								202 H	Yale	1	0				
								LAST 10 GAMES							
								132 H	Northeastern	3	2	71 H	Cornell	1	0
								188 H	Manhattan	3	0	202 H	Yale	1	0
								113 H	Hartford	4	1	183 A	Massachusetts	3	2
								54 H	Boston College	3	2	151 A	George Washington	1	2
								45 A	St. John's (NY)	1	2				
								8 A	Georgetown	0	2				

Non-Div. I Games:

Harvard

Average RPI Win:	111	WON-LOST	WINNING	LAST 10	STRENGTH OF	OPP. STRENGTH	TEAM	ADJ	CONF.	ADJ CONF.		
Average RPI Loss:	110	RECORD	PCT. RANK	GAMES	SCHEDULE	OF SCHEDULE	RPI	RPI	RPI	RPI		
DIV. I ONLY		6-4-2	.58333	73	5-3-2	113	109	92	.5035	94	14	14
DIV. I NON-CONF.		3-3-2	.5	103	2-2-2	116	94	94	.49664	98	14	14
<hr/>												
TOTALS	RPI 1-25	RPI 26-50		W-L RECORDS		RPI 51-100		RPI 101-150		RPI 150+		
6-4-2	0-0-0	1-1-1		OVERALL		1-0-0		3-3-0		1-0-1		
2-1-1	0-0-0	0-0-0		HOME		0-0-0		1-1-0		1-0-1		
3-2-1	0-0-0	1-1-1		AWAY		0-0-0		2-1-0		0-0-0		
1-1-0	0-0-0	0-0-0		NEUTRAL		1-0-0		0-1-0		0-0-0		
<hr/>												
3-3-2	0-0-0	0-1-1		NON-CONFERENCE		1-0-0		2-2-0		0-0-1		
0-0-1	0-0-0	0-0-0		HOME		0-0-0		0-0-0		0-0-1		
2-2-1	0-0-0	0-1-		AWAY		0-0-0		2-1-0		0-0-0		
1-1-0	0-0-0	0-0-0		NEUTRAL		1-0-0		0-1-0		0-0-0		
<hr/>												
3-1-0	0-0-0	1-0-0		CONFERENCE		0-0-0		1-1-0		1-0-0		
2-1-0	0-0-0	0-0-0		HOME		0-0-0		1-1-0		1-0-0		
1-0-0	0-0-0	1-0-0		AWAY		0-0-0		0-0-0		0-0-0		
0-0-0	0-0-0	0-0-0		NEUTRAL		0-0-0		0-0-0		0-0-0		
<hr/>												
RPI S	Opponent	Score	RPI S	Opponent	Score	RPI S	Opponent	Score	RPI S	Opponent	Score	
			32 A	UNLV	0 0	61 N	Cal St. Fullerton	2 1	105 H	Wright St.	2 1	
			38 A	Dayton	0 3				111 H	Oakland	1 2	
			42 A	Ill.-Chicago	2 1				129 A	Western Mich.	2 1	
									141 A	Niagara	1 0	
									142 N	Northern Ky.	0 1	
									148 A	Buffalo	2 3	
									154 H	IPFW	1 1	
									186 H	Green Bay	3 0	
<hr/>												
LAST 10 GAMES												
			111 H	Oakland	1 2	186 H	Green Bay	3 0				
			105 H	Wright St.	2 1	154 H	IPFW	1 1				
			141 A	Niagara	1 0	42 A	Ill.-Chicago	2 1				
			148 A	Buffalo	2 3	61 N	Cal St. Fullerton	2 1				
			32 A	UNLV	0 0	38 A	Dayton	0 3				

Non-Div. I Games:

Detroit

Average RPI Win: 131		WON-LOST	WINNING	LAST 10	STRENGTH OF		OPP. STRENGTH	TEAM	ADJ	CONF.	ADJ CONF.						
Average RPI Loss: 101		RECORD	PCT. RANK	GAMES	SCHEDULE		OF SCHEDULE	RPI	RPI	RPI	RPI						
DIV. I ONLY		7-5-1	.57692	81	6-3-1		120	130	96	.50323	95	23	23				
DIV. I NON-CONF.		6-4-1	.59091	66	5-2-1		108	105	86	.51007	86	23	23				
<hr/>																	
TOTALS		RPI 1-25		RPI 26-50		W-L RECORDS		RPI 51-100		RPI 101-150		RPI 150+					
7-5-1		0-1-0		1-0-0		OVERALL		0-1-1		3-2-0		3-1-0					
4-1-0		0-0-0		0-0-0		HOME		0-0-0		3-1-0		1-0-0					
3-4-1		0-1-0		1-0-0		AWAY		0-1-1		0-1-0		2-1-0					
0-0-0		0-0-0		0-0-0		NEUTRAL		0-0-0		0-0-0		0-0-0					
<hr/>																	
6-4-1		0-1-0		1-0-0		NON-CONFERENCE		0-1-1		3-1-0		2-1-0					
4-1-0		0-0-0		0-0-0		HOME		0-0-0		3-1-0		1-0-0					
2-3-1		0-1-0		1-0-		AWAY		0-1-1		0-0-0		1-1-0					
0-0-0		0-0-0		0-0-0		NEUTRAL		0-0-0		0-0-0		0-0-0					
<hr/>																	
1-1-0		0-0-0		0-0-0		CONFERENCE		0-0-0		0-1-0		1-0-0					
0-0-0		0-0-0		0-0-0		HOME		0-0-0		0-0-0		0-0-0					
1-1-0		0-0-0		0-0-0		AWAY		0-0-0		0-1-0		1-0-0					
0-0-0		0-0-0		0-0-0		NEUTRAL		0-0-0		0-0-0		0-0-0					
<hr/>																	
RPI	S	Opponent		Score		RPI	S	Opponent		Score		RPI	S	Opponent		Score	
11	A	Penn St.		0	3	43	A	West Virginia		1	0	59	A	Canisius		0	0
												80	A	Duquesne		2	4
														104 H William & Mary		1	0
														113 H Hartford		1	0
														114 A Bryant		0	1
														122 H Bucknell		0	2
														145 H Loyola Maryland		2	0
														151 A George Washington		2	1
														179 H Marshall		1	0
														180 A St. Bonaventure		1	2
														182 A Fairleigh Dickinson		2	1
<hr/>																	
LAST 10 GAMES																	
		179 H Marshall		1	0			114 A Bryant		0	1						
		59 A Canisius		0	0			182 A Fairleigh Dickinson		2	1						
		113 H Hartford		1	0			180 A St. Bonaventure		1	2						
		151 A George Washington		2	1			104 H William & Mary		1	0						
		11 A Penn St.		0	3			43 A West Virginia		1	0						

Non-Div. I Games:

Saint Francis (PA)

Average RPI Win: 134		WON-LOST	WINNING	LAST 10	STRENGTH OF	OPP. STRENGTH	TEAM	ADJ	CONF.	ADJ CONF.							
Average RPI Loss: 58		RECORD	PCT. RANK	GAMES	SCHEDULE	OF SCHEDULE	RPI	RPI	RPI	RPI							
DIV. I ONLY		6-4-2	.58333	73	5-3-2	92	134	81	.50302	96	19	19					
DIV. I NON-CONF.		4-4-2	.5	103	3-3-2	60	123	57	.52529	70	15	15					
<hr/>																	
TOTALS		RPI 1-25		RPI 26-50		W-L RECORDS		RPI 51-100		RPI 101-150		RPI 150+					
6-4-2		0-1-0		0-2-0		OVERALL		2-0-0		2-1-1		2-0-1					
4-1-1		0-0-0		0-1-0		HOME		1-0-0		2-0-0		1-0-1					
2-3-0		0-1-0		0-1-0		AWAY		1-0-0		0-1-0		1-0-0					
0-0-1		0-0-0		0-0-0		NEUTRAL		0-0-0		0-0-1		0-0-0					
4-4-2		0-1-0		0-2-0		NON-CONFERENCE		2-0-0		1-1-1		1-0-1					
3-1-1		0-0-0		0-1-0		HOME		1-0-0		1-0-0		1-0-1					
1-3-0		0-1-0		0-0-		AWAY		1-0-0		0-1-0		0-0-0					
0-0-1		0-0-0		0-0-0		NEUTRAL		0-0-0		0-0-1		0-0-0					
2-0-0		0-0-0		0-0-0		CONFERENCE		0-0-0		1-0-0		1-0-0					
1-0-0		0-0-0		0-0-0		HOME		0-0-0		1-0-0		0-0-0					
1-0-0		0-0-0		0-0-0		AWAY		0-0-0		0-0-0		1-0-0					
0-0-0		0-0-0		0-0-0		NEUTRAL		0-0-0		0-0-0		0-0-0					
RPI	S	Opponent		Score		RPI	S	Opponent		Score		RPI	S	Opponent		Score	
25	A	UAB		1	3	26	A	New Mexico		0	2	63	H	Air Force		1	0
						35	H	Tulsa		0	1	66	A	SMU		1	0

Non-Div. I Games:

Missouri St.

Average RPI Win:		93	WON-LOST RECORD		WINNING PCT. RANK		LAST 10 GAMES		STRENGTH OF SCHEDULE		OPP. STRENGTH OF SCHEDULE		TEAM RPI		ADJ RPI		CONF. RPI		ADJ CONF. RPI			
Average RPI Loss:		44																				
DIV. I ONLY			4-7-2		.38462 145		2-6-2		46		53		105		.50037 99		11		11			
DIV. I NON-CONF.			3-7-1		.31818 159		1-6-1		34		43		91		.5172 74		13		13			
TOTALS		RPI 1-25		RPI 26-50		W-L RECORDS		RPI 51-100		RPI 101-150		RPI 150+										
4-7-2		1-2-0		1-3-0		OVERALL		0-1-0		1-1-1		1-0-1										
3-3-0		0-0-0		1-1-0		HOME		0-1-0		1-1-0		1-0-0										
1-4-1		1-2-0		0-2-0		AWAY		0-0-0		0-0-0		0-0-1										
0-0-1		0-0-0		0-0-0		NEUTRAL		0-0-0		0-0-1		0-0-0										
3-7-1		1-2-0		0-3-0		NON-CONFERENCE		0-1-0		1-1-1		1-0-0										
2-3-0		0-0-0		0-1-0		HOME		0-1-0		1-1-0		1-0-0										
1-4-0		1-2-0		0-0-		AWAY		0-0-0		0-0-0		0-0-0										
0-0-1		0-0-0		0-0-0		NEUTRAL		0-0-0		0-0-1		0-0-0										
1-0-1		0-0-0		1-0-0		CONFERENCE		0-0-0		0-0-0		0-0-1										
1-0-0		0-0-0		1-0-0		HOME		0-0-0		0-0-0		0-0-0										
0-0-1		0-0-0		0-0-0		AWAY		0-0-0		0-0-0		0-0-1										
0-0-0		0-0-0		0-0-0		NEUTRAL		0-0-0		0-0-0		0-0-0										
RPI	S	Opponent		Score		RPI	S	Opponent		Score		RPI	S	Opponent		Score						
6	A	Notre Dame		0	1	26	A	New Mexico		0	2	87	H	Old Dominion		1	2	101	N	Bakersfield	1	1
7	A	Virginia		0	1	28	H	North Carolina		0	1			121 H		East Tenn. St.		1	2			
8	A	Georgetown		2	1	36	A	Maryland		0	1			132 H		Northeastern		2	0			
						49	H	George Mason		3	0			182 H		Fairleigh Dickinson		3	0			
														183 A		Massachusetts		1	1			
LAST 10 GAMES																						
6	A	Notre Dame		0	1	183	A	Massachusetts		1	1											
87	H	Old Dominion		1	2	36	A	Maryland		0	1											
26	A	New Mexico		0	2	49	H	George Mason		3	0											
101	N	Bakersfield		1	1	8	A	Georgetown		2	1											
7	A	Virginia		0	1	28	H	North Carolina		0	1											

Non-Div. I Games:

VCU

Average RPI Win: 157		WON-LOST RECORD	WINNING PCT. RANK		LAST 10 GAMES	STRENGTH OF SCHEDULE	OPP. STRENGTH OF SCHEDULE	TEAM RPI	ADJ RPI	CONF. RPI	ADJ CONF. RPI						
Average RPI Loss: 82																	
DIV. I ONLY		6-5-1	.54167	91	3-5-1	105	153	100	.4992	100	16	17					
DIV. I NON-CONF.		5-4-1	.55	97	2-4-1	77	151	79	.51405	80	17	16					
<hr/>																	
TOTALS		RPI 1-25		RPI 26-50		W-L RECORDS		RPI 51-100		RPI 101-150		RPI 150+					
6-5-1		0-2-0		0-0-0		OVERALL		1-1-1		0-1-0		5-1-0					
3-2-0		0-1-0		0-0-0		HOME		0-1-0		0-0-0		3-0-0					
1-3-1		0-1-0		0-0-0		AWAY		1-0-1		0-1-0		0-1-0					
2-0-0		0-0-0		0-0-0		NEUTRAL		0-0-0		0-0-0		2-0-0					
5-4-1		0-2-0		0-0-0		NON-CONFERENCE		1-1-1		0-0-0		4-1-0					
2-2-0		0-1-0		0-0-0		HOME		0-1-0		0-0-0		2-0-0					
1-2-1		0-1-0		0-0-		AWAY		1-0-1		0-0-0		0-1-0					
2-0-0		0-0-0		0-0-0		NEUTRAL		0-0-0		0-0-0		2-0-0					
1-1-0		0-0-0		0-0-0		CONFERENCE		0-0-0		0-1-0		1-0-0					
1-0-0		0-0-0		0-0-0		HOME		0-0-0		0-0-0		1-0-0					
0-1-0		0-0-0		0-0-0		AWAY		0-0-0		0-1-0		0-0-0					
0-0-0		0-0-0		0-0-0		NEUTRAL		0-0-0		0-0-0		0-0-0					
RPI	S	Opponent		Score		RPI	S	Opponent		Score		RPI	S	Opponent		Score	
23	H	Dartmouth		1	2							144	A	Albany (NY)		1	2
25	A	UAB		1	4							68	A	Brown		0	0
												73	A	James Madison		2	0
									</								

Non-Div. I Games:

Vermont

Average RPI Win: 152		WON-LOST	WINNING	LAST 10	STRENGTH OF		OPP. STRENGTH	TEAM	ADJ		CONF.	ADJ CONF.
Average RPI Loss: 64		RECORD	PCT. RANK	GAMES	SCHEDULE		OF SCHEDULE	RPI	RPI		RPI	RPI
DIV. I ONLY		8-3-1	.70833	26	6-3-1		193	74	102		.49906	101
DIV. I NON-CONF.		6-2-1	.72222	23	4-2-1		193	47	102		.49499	100
TOTALS		RPI 1-25	RPI 26-50		W-L RECORDS		RPI 51-100		RPI 101-150		RPI 150+	
8-3-1		0-0-0	0-0-0		OVERALL		1-3-1		2-0-0		5-0-0	
2-1-0		0-0-0	0-0-0		HOME		0-1-0		0-0-0		2-0-0	
3-2-0		0-0-0	0-0-0		AWAY		1-2-0		1-0-0		1-0-0	
3-0-1		0-0-0	0-0-0		NEUTRAL		0-0-1		1-0-0		2-0-0	
6-2-1		0-0-0	0-0-0		NON-CONFERENCE		1-2-1		2-0-0		3-0-0	
1-1-0		0-0-0	0-0-0		HOME		0-1-0		0-0-0		1-0-0	
2-1-0		0-0-0	0-0-		AWAY		1-1-0		1-0-0		0-0-0	
3-0-1		0-0-0	0-0-0		NEUTRAL		0-0-1		1-0-0		2-0-0	
2-1-0		0-0-0	0-0-0		CONFERENCE		0-1-0		0-0-0		2-0-0	
1-0-0		0-0-0	0-0-0		HOME		0-0-0		0-0-0		1-0-0	
1-1-0		0-0-0	0-0-0		AWAY		0-1-0		0-0-0		1-0-0	
0-0-0		0-0-0	0-0-0		NEUTRAL		0-0-0		0-0-0		0-0-0	
RPI S	Opponent	Score	RPI S	Opponent	Score	RPI S	Opponent	Score	RPI S	Opponent	Score	
						51 H	UC Davis	1 2	138 A	UC Riverside	3 1	
						63 A	Air Force	2 4	147 N	Drexel	2 1	
						77 A	CSUN	1 2	154 N	IPFW	3 0	
						85 A	San Diego St.	1 0	157 H	Sacramento St.	5 0	
						99 N	VCU	1 1	163 H	San Jose St.	5 1	
									172 A	UMKC	1 0	
									201 N	Howard	5 0	
LAST 10 GAMES												
						157 H	Sacramento St.	5 0	63 A	Air Force	2 4	
						77 A	CSUN	1 2	172 A	UMKC	1 0	
						99 N	VCU	1 1	163 H	San Jose St.	5 1	
						147 N	Drexel	2 1	138 A	UC Riverside	3 1	
						51 H	UC Davis	1 2	154 N	IPFW	3 0	

Non-Div. I Games:

Bakersfield

Average RPI Win: 138		WON-LOST RECORD	WINNING PCT. RANK		LAST 10 GAMES		STRENGTH OF SCHEDULE		OPP. STRENGTH OF SCHEDULE		TEAM RPI	ADJ RPI		CONF. RPI	ADJ CONF. RPI		
Average RPI Loss: 120																	
DIV. I ONLY		5-4-3	.54167	91	4-3-3		56		182		82	.4986	102	7	8		
DIV. I NON-CONF.		3-2-3	.5625	84	2-1-3		54		194		83	.4995	96	12	12		
TOTALS		RPI 1-25		RPI 26-50		W-L RECORDS		RPI 51-100		RPI 101-150		RPI 150+					
5-4-3		0-1-0		0-0-0		OVERALL		0-0-2		4-1-1		1-2-0					
2-3-2		0-0-0		0-0-0		HOME		0-0-2		1-1-0		1-2-0					
3-1-1		0-1-0		0-0-0		AWAY		0-0-0		3-0-1		0-0-0					
0-0-0		0-0-0		0-0-0		NEUTRAL		0-0-0		0-0-0		0-0-0					
3-2-3		0-0-0		0-0-0		NON-CONFERENCE		0-0-2		2-0-1		1-2-0					
1-2-2		0-0-0		0-0-0		HOME		0-0-2		0-0-0		1-2-0					
2-0-1		0-0-0		0-0-		AWAY		0-0-0		2-0-1		0-0-0					
0-0-0		0-0-0		0-0-0		NEUTRAL		0-0-0		0-0-0		0-0-0					
2-2-0		0-1-0		0-0-0		CONFERENCE		0-0-0		2-1-0		0-0-0					
1-1-0		0-0-0		0-0-0		HOME		0-0-0		1-1-0		0-0-0					
1-1-0		0-1-0		0-0-0		AWAY		0-0-0		1-0-0		0-0-0					
0-0-0		0-0-0		0-0-0		NEUTRAL		0-0-0		0-0-0		0-0-0					
RPI	S	Opponent		Score		RPI	S	Opponent		Score		RPI	S	Opponent		Score	
24	A	Boston U.		0 2								117	A	Saint Joseph's		1 0	
												83	H	Quinnipiac		0 0	
												122	H	Bucknell		1 2	
												123	A	Marist		1 1	
												124	A	Binghamton		1 0	
												137	A	Colgate		2 1	
												145	H	Loyola Maryland		2 1	
												162	H	St. Francis Brooklyn		0 2	
												165	H	Central Conn. St.		3 0	
												173	H	Fairfield		0 1	
						LAST 10 GAMES											
						122	H	Bucknell		1 2		145	H	Loyola Maryland		2 1	
						165	H	Central Conn. St.		3 0		137	A	Colgate		2 1	
						162	H	St. Francis Brooklyn		0 2		24	A	Boston U.		0 2	
						123	A	Marist		1 1		124	A	Binghamton		1 0	
						83	H	Quinnipiac		0 0		63	H	Air Force		0 0	

Non-Div. I Games:

Army

[illegible]

Non-Div. I Games:

Campbell

Average RPI Win: 150		WON-LOST RECORD		WINNING PCT. RANK		LAST 10 GAMES		STRENGTH OF SCHEDULE		OPP. STRENGTH OF SCHEDULE		TEAM RPI		ADJ RPI		CONF. RPI		ADJ CONF. RPI	
DIV. I ONLY		4-8-1		.34615 161		2-7-1		31		106		107		.49544 104		9		9	
DIV. I NON-CONF.		3-6-0		.33333 153		1-5-0		45		102		108		.48963 105		8		8	
TOTALS		RPI 1-25		RPI 26-50		W-L RECORDS		RPI 51-100		RPI 101-150		RPI 150+							
4-8-1		0-2-0		0-2-1		OVERALL		0-2-0		2-2-0		2-0-0							
3-3-1		0-0-0		0-2-1		HOME		0-0-0		1-1-0		2-0-0							
1-5-0		0-2-0		0-0-0		AWAY		0-2-0		1-1-0		0-0-0							
0-0-0		0-0-0		0-0-0		NEUTRAL		0-0-0		0-0-0		0-0-0							
3-6-0		0-2-0		0-1-0		NON-CONFERENCE		0-1-0		1-2-0		2-0-0							
2-2-0		0-0-0		0-1-0		HOME		0-0-0		0-1-0		2-0-0							
1-4-0		0-2-0		0-0-		AWAY		0-1-0		1-1-0		0-0-0							
0-0-0		0-0-0		0-0-0		NEUTRAL		0-0-0		0-0-0		0-0-0							
1-2-1		0-0-0		0-1-1		CONFERENCE		0-1-0		1-0-0		0-0-0							
1-1-1		0-0-0		0-1-1		HOME		0-0-0		1-0-0		0-0-0							
0-1-0		0-0-0		0-0-0		AWAY		0-1-0		0-0-0		0-0-0							
0-0-0		0-0-0		0-0-0		NEUTRAL		0-0-0		0-0-0		0-0-0							
RPI S	Opponent		Score		RPI S	Opponent		Score		RPI S	Opponent		Score		RPI S	Opponent		Score	
3 A	Charlotte		1	3	27 H	UNCW		0	1	55 A	Hofstra		0	3	108 A	UMBC		2	1
8 A	Georgetown		0	1	28 H	North Carolina		0	2	95 A	Saint Francis (PA)		0	1	110 A	North Carolina St.		0	1
					48 H	Elon		0	0						121 H	East Tenn. St.		2	3
															147 H	Drexel		3	1
															164 H	Pittsburgh		4	0
															182 H	Fairleigh Dickinson		2	1
LAST 10 GAMES																			
3 A	Charlotte		1	3	55 A	Hofstra		0	3										
27 H	UNCW		0	1	48 H	Elon		0	0										
108 A	UMBC		2	1	147 H	Drexel		3	1										
8 A	Georgetown		0	1	95 A	Saint Francis (PA)		0	1										
28 H	North Carolina		0	2	110 A	North Carolina St.		0	1										

Non-Div. I Games:

William & Mary

Average RPI Win:	138	WON-LOST	WINNING	LAST 10	STRENGTH OF	OPP. STRENGTH	TEAM	ADJ	CONF.	ADJ CONF.	
Average RPI Loss:	84	RECORD	PCT. RANK	GAMES	SCHEDULE	OF SCHEDULE	RPI	RPI	RPI	RPI	
DIV. I ONLY	7-4-1	.625	50	6-4-0	162	127	103	.49423	105	14	14
DIV. I NON-CONF.	5-2-1	.6875	36	4-2-0	159	127	100	.49272	102	14	14
<hr/>											
TOTALS	RPI 1-25	RPI 26-50		W-L RECORDS	RPI 51-100		RPI 101-150		RPI 150+		
7-4-1	0-1-0	1-0-0		OVERALL	1-2-0		0-1-0		5-0-1		
6-0-0	0-0-0	1-0-0		HOME	1-0-0		0-0-0		4-0-0		
1-4-1	0-1-0	0-0-0		AWAY	0-2-0		0-1-0		1-0-1		
0-0-0	0-0-0	0-0-0		NEUTRAL	0-0-0		0-0-0		0-0-0		
<hr/>											
5-2-1	0-0-0	1-0-0		NON-CONFERENCE	1-1-0		0-1-0		3-0-1		
4-0-0	0-0-0	1-0-0		HOME	1-0-0		0-0-0		2-0-0		
1-2-1	0-0-0	0-0-		AWAY	0-1-0		0-1-0		1-0-1		
0-0-0	0-0-0	0-0-0		NEUTRAL	0-0-0		0-0-0		0-0-0		
<hr/>											
2-2-0	0-1-0	0-0-0		CONFERENCE	0-1-0		0-0-0		2-0-0		
2-0-0	0-0-0	0-0-0		HOME	0-0-0		0-0-0		2-0-0		
0-2-0	0-1-0	0-0-0		AWAY	0-1-0		0-0-0		0-0-0		
0-0-0	0-0-0	0-0-0		NEUTRAL	0-0-0		0-0-0		0-0-0		
<hr/>											
RPI S	Opponent	Score	RPI S	Opponent	Score	RPI S	Opponent	Score	RPI S	Opponent	Score
15 A	Valparaiso	2 5	40 H	Kentucky	1 0	80 H	Duquesne	1 0	142 A	Northern Ky.	3 4
						85 A	San Diego St.	2 3	153 H	Milwaukee	3 0
						94 A	Detroit	1 2	156 H	IUPUI	3 2
									161 A	Cincinnati	1 1
									168 A	Grand Canyon	3 2
									174 H	Robert Morris	2 0
									195 H	Belmont	3 0
<hr/>											
LAST 10 GAMES											
94 A	Detroit	1 2	15 A	Valparaiso	2 5						
142 A	Northern Ky.	3 4	153 H	Milwaukee	3 0						
80 H	Duquesne	1 0	195 H	Belmont	3 0						
168 A	Grand Canyon	3 2	156 H	IUPUI	3 2						
85 A	San Diego St.	2 3	174 H	Robert Morris	2 0						

Non-Div. I Games:

Wright St.

Average RPI Win: 81		WON-LOST	WINNING	LAST 10	STRENGTH OF		OPP. STRENGTH	TEAM	ADJ		CONF.	ADJ CONF.
Average RPI Loss: 62		RECORD	PCT. RANK	GAMES	SCHEDULE		OF SCHEDULE	RPI	RPI		RPI	RPI
DIV. I ONLY		3-7-1	.31818 166	2-7-1	27		32	104	.49399 106		6	6
DIV. I NON-CONF.		3-3-1	.5 103	2-3-1	82		53	139	.46288 138		6	6
TOTALS		RPI 1-25	RPI 26-50		W-L RECORDS		RPI 51-100		RPI 101-150		RPI 150+	
3-7-1		0-3-0	0-1-1		OVERALL		3-1-0		0-2-0		0-0-0	
2-3-0		0-1-0	0-0-0		HOME		2-1-0		0-1-0		0-0-0	
1-4-1		0-2-0	0-1-1		AWAY		1-0-0		0-1-0		0-0-0	
0-0-0		0-0-0	0-0-0		NEUTRAL		0-0-0		0-0-0		0-0-0	
3-3-1		0-1-0	0-0-1		NON-CONFERENCE		3-0-0		0-2-0		0-0-0	
2-1-0		0-0-0	0-0-0		HOME		2-0-0		0-1-0		0-0-0	
1-2-1		0-1-0	0-1-		AWAY		1-0-0		0-1-0		0-0-0	
0-0-0		0-0-0	0-0-0		NEUTRAL		0-0-0		0-0-0		0-0-0	
0-4-0		0-2-0	0-1-0		CONFERENCE		0-1-0		0-0-0		0-0-0	
0-2-0		0-1-0	0-0-0		HOME		0-1-0		0-0-0		0-0-0	
0-2-0		0-1-0	0-1-0		AWAY		0-0-0		0-0-0		0-0-0	
0-0-0		0-0-0	0-0-0		NEUTRAL		0-0-0		0-0-0		0-0-0	
RPI S	Opponent	Score	RPI S	Opponent	Score	RPI S	Opponent	Score	RPI S	Opponent	Score	
3 A	Charlotte	3 4	26 A	New Mexico	0 2	75 A	Michigan	1 0	121 A	East Tenn. St.	1 2	
21 A	Michigan St.	0 3	48 A	Elon	0 0	84 H	FGCU	2 1	139 H	Stetson	1 2	
25 H	UAB	2 3				85 H	San Diego St.	2 1				
						97 H	South Carolina	4 5				
LAST 10 GAMES												
25 H	UAB	2 3	3 A	Charlotte	3 4							
84 H	FGCU	2 1	97 H	South Carolina	4 5							
85 H	San Diego St.	2 1	26 A	New Mexico	0 2							
121 A	East Tenn. St.	1 2	139 H	Stetson	1 2							
48 A	Elon	0 0	21 A	Michigan St.	0 3							

Non-Div. I Games:

FIU

Average RPI Win:		141	WON-LOST RECORD		WINNING PCT. RANK		LAST 10 GAMES		STRENGTH OF SCHEDULE		OPP. STRENGTH OF SCHEDULE		TEAM RPI	ADJ RPI		CONF. RPI	ADJ CONF. RPI		
DIV. I ONLY			5-4-1		.55	83	5-4-1		152		49		110	.49243		107	17	16	
DIV. I NON-CONF.			4-3-0		.57143	70	4-3-0		171		30		125	.47692		121	18	18	
TOTALS		RPI 1-25		RPI 26-50			W-L RECORDS			RPI 51-100			RPI 101-150			RPI 150+			
5-4-1		0-1-0		0-1-1			OVERALL			1-1-0			2-1-0			2-0-0			
4-1-1		0-0-0		0-1-1			HOME			1-0-0			1-0-0			2-0-0			
0-2-0		0-0-0		0-0-0			AWAY			0-1-0			0-1-0			0-0-0			
1-1-0		0-1-0		0-0-0			NEUTRAL			0-0-0			1-0-0			0-0-0			
4-3-0		0-1-0		0-0-0			NON-CONFERENCE			1-1-0			2-1-0			1-0-0			
3-0-0		0-0-0		0-0-0			HOME			1-0-0			1-0-0			1-0-0			
0-2-0		0-0-0		0-0-			AWAY			0-1-0			0-1-0			0-0-0			
1-1-0		0-1-0		0-0-0			NEUTRAL			0-0-0			1-0-0			0-0-0			
1-1-1		0-0-0		0-1-1			CONFERENCE			0-0-0			0-0-0			1-0-0			
1-1-1		0-0-0		0-1-1			HOME			0-0-0			0-0-0			1-0-0			
0-0-0		0-0-0		0-0-0			AWAY			0-0-0			0-0-0			0-0-0			
0-0-0		0-0-0		0-0-0			NEUTRAL			0-0-0			0-0-0			0-0-0			
RPI	S	Opponent		Score		RPI	S	Opponent		Score		RPI	S	Opponent		Score			
5	N	UC Irvine		1	2	32	H	UNLV		0	1	81	H	Denver		2	1		
						44	H	Seattle		1	1	98	A	Loyola Chicago		0	1		
															133	A	DePaul	0	1
															136	H	Gonzaga	2	0
															138	N	UC Riverside	1	0
															168	H	Grand Canyon	1	0
															183	H	Massachusetts	5	1
LAST 10 GAMES																			
5	N	UC Irvine		1	2	32	H	UNLV		0	1								
138	N	UC Riverside		1	0	168	H	Grand Canyon		1	0								
81	H	Denver		2	1	44	H	Seattle		1	1								
136	H	Gonzaga		2	0	133	A	DePaul		0	1								
98	A	Loyola Chicago		0	1	183	H	Massachusetts		5	1								

Non-Div. I Games:

Utah Valley

UMBC				Through Games Of Oct. 12, 2014											
Average RPI Win:		153	WON-LOST RECORD	WINNING PCT. RANK	LAST 10 GAMES	STRENGTH OF SCHEDULE	OPP. STRENGTH OF SCHEDULE	TEAM RPI	ADJ RPI	CONF. RPI	ADJ CONF. RPI				
Average RPI Loss:		62													
DIV. I ONLY			6-4-2	.58333	73	4-4-2	134	145	109	.49228	108	16	17		
DIV. I NON-CONF.			4-4-2	.5	103	2-4-2	128	136	101	.49407	101	17	16		
TOTALS		RPI 1-25		RPI 26-50		W-L RECORDS		RPI 51-100		RPI 101-150		RPI 150+			
6-4-2		0-0-0		0-2-1		OVERALL		1-1-0		1-1-1		4-0-0			
5-1-1		0-0-0		0-0-0		HOME		0-0-0		1-1-1		4-0-0			
1-2-1		0-0-0		0-2-1		AWAY		1-0-0		0-0-0		0-0-0			
0-1-0		0-0-0		0-0-0		NEUTRAL		0-1-0		0-0-0		0-0-0			
4-4-2		0-0-0		0-2-1		NON-CONFERENCE		1-1-0		0-1-1		3-0-0			
3-1-1		0-0-0		0-0-0		HOME		0-0-0		0-1-1		3-0-0			
1-2-1		0-0-0		0-1-		AWAY		1-0-0		0-0-0		0-0-0			
0-1-0		0-0-0		0-0-0		NEUTRAL		0-1-0		0-0-0		0-0-0			
2-0-0		0-0-0		0-0-0		CONFERENCE		0-0-0		1-0-0		1-0-0			
2-0-0		0-0-0		0-0-0		HOME		0-0-0		1-0-0		1-0-0			
0-0-0		0-0-0		0-0-0		AWAY		0-0-0		0-0-0		0-0-0			
0-0-0		0-0-0		0-0-0		NEUTRAL		0-0-0		0-0-0		0-0-0			
RPI	S	Opponent	Score	RPI	S	Opponent	Score	RPI	S	Opponent	Score	RPI	S	Opponent	Score
				32	A	UNLV	0 1	61	N	Cal St. Fullerton	3 4	104	H	William & Mary	1 2
				36	A	Maryland	0 0	72	A	Delaware	1 0	113	H	Hartford	2 1
				49	A	George Mason	0 3					145	H	Loyola Maryland	1 1
												169	H	UMass Lowell	2 1
												177	H	Appalachian St.	3 1
												185	H	LIU Brooklyn	4 0
												200	H	Sacred Heart	2 1
LAST 10 GAMES															
				49	A	George Mason	0 3	113	H	Hartford	2 1				
				104	H	William & Mary	1 2	169	H	UMass Lowell	2 1				
				145	H	Loyola Maryland	1 1	72	A	Delaware	1 0				
				61	N	Cal St. Fullerton	3 4	177	H	Appalachian St.	3 1				
				32	A	UNLV	0 1	36	A	Maryland	0 0				

Non-Div. I Games:

UMBC

Average RPI Win: 129		WON-LOST RECORD	WINNING PCT. RANK		LAST 10 GAMES	STRENGTH OF SCHEDULE	OPP. STRENGTH OF SCHEDULE	TEAM RPI	ADJ RPI	CONF. RPI	ADJ CONF. RPI								
Average RPI Loss: 77																			
DIV. I ONLY		3-6-2	.36364	154	3-6-1	17	163	106	.49198	109	4	4							
DIV. I NON-CONF.		3-3-2	.5	103	3-3-1	37	182	118	.47923	118	3	3							
<hr/>																			
TOTALS		RPI 1-25		RPI 26-50		W-L RECORDS		RPI 51-100		RPI 101-150		RPI 150+							
3-6-2		0-1-0		0-1-1		OVERALL		1-2-0		1-2-1		1-0-0							
2-2-1		0-0-0		0-1-1		HOME		1-1-0		0-0-0		1-0-0							
1-4-1		0-1-0		0-0-0		AWAY		0-1-0		1-2-1		0-0-0							
0-0-0		0-0-0		0-0-0		NEUTRAL		0-0-0		0-0-0		0-0-0							
3-3-2		0-0-0		0-0-1		NON-CONFERENCE		1-2-0		1-1-1		1-0-0							
2-1-1		0-0-0		0-0-1		HOME		1-1-0		0-0-0		1-0-0							
1-2-1		0-0-0		0-0-		AWAY		0-1-0		1-1-1		0-0-0							
0-0-0		0-0-0		0-0-0		NEUTRAL		0-0-0		0-0-0		0-0-0							
0-3-0		0-1-0		0-1-0		CONFERENCE		0-0-0		0-1-0		0-0-0							
0-1-0		0-0-0		0-1-0		HOME		0-0-0		0-0-0		0-0-0							
0-2-0		0-1-0		0-0-0		AWAY		0-0-0		0-1-0		0-0-0							
0-0-0		0-0-0		0-0-0		NEUTRAL		0-0-0		0-0-0		0-0-0							
RPI	S	Opponent	Score		RPI	S	Opponent	Score		RPI	S	Opponent	Score						
10	A	Creighton	2	3	37	H	Xavier	1	3	65	H	Princeton	4	5	116	A	Rhode Island	1	1
					49	H	George Mason	0	0	72	A	Delaware	2	3	125	A	Columbia	1	0
										92	H	Monmouth	1	0	133	A	DePaul	1	3
															147	A	Drexel	0	2
															169	H	UMass Lowell	2	0
					LAST 10 GAMES														
					147	A	Drexel	0	2	37	H	Xavier	1	3					
					133	A	DePaul	1	3	125	A	Columbia	1	0					
					92	H	Monmouth	1	0	10	A	Creighton	2	3					
					49	H	George Mason	0	0	72	A	Delaware	2	3					
					65	H	Princeton	4	5	169	H	UMass Lowell	2	0					

Non-Div. I Games:

Seton Hall

Average RPI Win:		137	WON-LOST RECORD		WINNING PCT. RANK		LAST 10 GAMES		STRENGTH OF SCHEDULE		OPP. STRENGTH OF SCHEDULE		TEAM RPI		ADJ RPI		CONF. RPI		ADJ CONF. RPI	
DIV. I ONLY			5-4-3		.54167 91		5-3-2		127		95		113		.48738 110		3		3	
DIV. I NON-CONF.			4-2-1		.64286 47		4-1-0		135		118		121		.48015 117		4		4	
TOTALS		RPI 1-25		RPI 26-50		W-L RECORDS		RPI 51-100		RPI 101-150		RPI 150+								
5-4-3		0-0-1		1-1-0		OVERALL		0-3-1		1-0-0		3-0-1								
5-3-1		0-0-1		1-1-0		HOME		0-2-0		1-0-0		3-0-0								
0-1-2		0-0-0		0-0-0		AWAY		0-1-1		0-0-0		0-0-1								
0-0-0		0-0-0		0-0-0		NEUTRAL		0-0-0		0-0-0		0-0-0								
4-2-1		0-0-1		0-1-0		NON-CONFERENCE		0-1-0		1-0-0		3-0-0								
4-2-1		0-0-1		0-1-0		HOME		0-1-0		1-0-0		3-0-0								
0-0-0		0-0-0		0-0-		AWAY		0-0-0		0-0-0		0-0-0								
0-0-0		0-0-0		0-0-0		NEUTRAL		0-0-0		0-0-0		0-0-0								
1-2-2		0-0-0		1-0-0		CONFERENCE		0-2-1		0-0-0		0-0-1								
1-1-0		0-0-0		1-0-0		HOME		0-1-0		0-0-0		0-0-0								
0-1-2		0-0-0		0-0-0		AWAY		0-1-1		0-0-0		0-0-1								
0-0-0		0-0-0		0-0-0		NEUTRAL		0-0-0		0-0-0		0-0-0								
RPI	S	Opponent		Score		RPI	S	Opponent		Score		RPI	S	Opponent		Score				
15	H	Valparaiso		0	0	34	H	Coastal Caro.		1	3	54	A	Boston College		0	0			
						39	H	Louisville		2	1			164 A Pittsburgh		1	1			
														170 H Col. of Charleston		2	0			
														176 H Cleveland St.		4	0			
														197 H Gardner-Webb		5	2			
LAST 10 GAMES						LAST 10 GAMES														
						34	H	Coastal Caro.		1	3	54	A	Boston College		0	0			
						69	H	Virginia Tech		2	3	197	H	Gardner-Webb		5	2			
						164	A	Pittsburgh		1	1	39	H	Louisville		2	1			
						170	H	Col. of Charleston		2	0	104	H	William & Mary		1	0			
						60	A	Wake Forest		1	2	176	H	Cleveland St.		4	0			

Non-Div. I Games:

North Carolina St.

O
a
k
l
a
n
d

Oakland

Average RPI Win: 141		WON-LOST RECORD		WINNING PCT. RANK		LAST 10 GAMES		STRENGTH OF SCHEDULE		OPP. STRENGTH OF SCHEDULE		TEAM RPI		ADJ RPI		CONF. RPI		ADJ CONF. RPI	
DIV. I ONLY		4-5-3		.45833 117		3-5-2		83		93		112		.48596 112		12		12	
DIV. I NON-CONF.		1-5-3		.27778 172		0-5-2		38		82		76		.51327 82		9		9	
TOTALS		RPI 1-25		RPI 26-50		W-L RECORDS		RPI 51-100		RPI 101-150		RPI 150+							
4-5-3		0-2-0		0-1-0		OVERALL		1-2-2		1-0-0		2-0-1							
3-2-2		0-1-0		0-0-0		HOME		0-1-1		1-0-0		2-0-1							
1-3-1		0-1-0		0-1-0		AWAY		1-1-1		0-0-0		0-0-0							
0-0-0		0-0-0		0-0-0		NEUTRAL		0-0-0		0-0-0		0-0-0							
1-5-3		0-2-0		0-1-0		NON-CONFERENCE		0-2-2		0-0-0		1-0-1							
1-2-2		0-1-0		0-0-0		HOME		0-1-1		0-0-0		1-0-1							
0-3-1		0-1-0		0-0-		AWAY		0-1-1		0-0-0		0-0-0							
0-0-0		0-0-0		0-0-0		NEUTRAL		0-0-0		0-0-0		0-0-0							
3-0-0		0-0-0		0-0-0		CONFERENCE		1-0-0		1-0-0		1-0-0							
2-0-0		0-0-0		0-0-0		HOME		0-0-0		1-0-0		1-0-0							
1-0-0		0-0-0		0-0-0		AWAY		1-0-0		0-0-0		0-0-0							
0-0-0		0-0-0		0-0-0		NEUTRAL		0-0-0		0-0-0		0-0-0							
RPI	S	Opponent		Score		RPI	S	Opponent		Score		RPI	S	Opponent		Score			
2	H	Washington		1	2	41	A	South Fla.		0	2	56	A	St. Mary's (CA)		5	1		
14	A	Oregon St.		0	2							80	H	Duquesne		1	1		
												81	A	Denver		1	2		
												84	A	FGCU		0	0		
												91	H	Siena		1	2		
												</							

Non-Div. I Games:

Portland

Average RPI Win:	148	WON-LOST	WINNING	LAST 10	STRENGTH OF	OPP. STRENGTH	TEAM	ADJ	CONF.	ADJ CONF.	
Average RPI Loss:	90	RECORD	PCT. RANK	GAMES	SCHEDULE	OF SCHEDULE	RPI	RPI	RPI	RPI	
DIV. I ONLY	5-5-2	.5	100	4-5-1	119	118	116	.48546	113	16	17
DIV. I NON-CONF.	5-3-2	.6	62	4-3-1	102	116	105	.49229	103	17	16
<hr/>											
TOTALS	RPI 1-25	RPI 26-50		W-L RECORDS		RPI 51-100		RPI 101-150		RPI 150+	
5-5-2	0-0-0	0-1-1		OVERALL		1-2-1		1-2-0		3-0-0	
4-0-0	0-0-0	0-0-0		HOME		1-0-0		1-0-0		2-0-0	
0-5-2	0-0-0	0-1-1		AWAY		0-2-1		0-2-0		0-0-0	
1-0-0	0-0-0	0-0-0		NEUTRAL		0-0-0		0-0-0		1-0-0	
<hr/>											
5-3-2	0-0-0	0-1-1		NON-CONFERENCE		1-2-1		1-0-0		3-0-0	
4-0-0	0-0-0	0-0-0		HOME		1-0-0		1-0-0		2-0-0	
0-3-2	0-0-0	0-1-		AWAY		0-2-1		0-0-0		0-0-0	
1-0-0	0-0-0	0-0-0		NEUTRAL		0-0-0		0-0-0		1-0-0	
<hr/>											
0-2-0	0-0-0	0-0-0		CONFERENCE		0-0-0		0-2-0		0-0-0	
0-0-0	0-0-0	0-0-0		HOME		0-0-0		0-0-0		0-0-0	
0-2-0	0-0-0	0-0-0		AWAY		0-0-0		0-2-0		0-0-0	
0-0-0	0-0-0	0-0-0		NEUTRAL		0-0-0		0-0-0		0-0-0	
<hr/>											
RPI	S	Opponent	Score	RPI	S	Opponent	Score	RPI	S	Opponent	Score
				30	A	Akron	0 2	64	A	Holy Cross	1 1
				33	A	American	1 1	88	H	Villanova	1 0
								93	A	Harvard	1 4
								95	A	Saint Francis (PA)	0 1
										108	A UMBC
										124	A Binghamton
										132	H Northeastern
										165	H Central Conn. St.
										170	N Col. of Charleston
										183	H Massachusetts
<hr/>											
LAST 10 GAMES											
				165	H	Central Conn. St.	3 1	108	A	UMBC	1 2
				95	A	Saint Francis (PA)	0 1	183	H	Massachusetts	2 1
				33	A	American	1 1	124	A	Binghamton	0 1
				93	A	Harvard	1 4	170	N	Col. of Charleston	1 0
				30	A	Akron	0 2	88	H	Villanova	1 0

Non-Div. I Games:

Hartford

Average RPI Win:		163	WON-LOST RECORD		WINNING PCT. RANK		LAST 10 GAMES		STRENGTH OF SCHEDULE		OPP. STRENGTH OF SCHEDULE		TEAM RPI		ADJ RPI		CONF. RPI		ADJ CONF. RPI			
DIV. I ONLY			6-4-1	.59091	65	6-3-1			165		157		114		.48203		114		23		23	
DIV. I NON-CONF.			4-4-1	.5	103	4-3-1			169		142		126		.47267		128		23		23	
TOTALS		RPI 1-25		RPI 26-50			W-L RECORDS			RPI 51-100			RPI 101-150			RPI 150+						
6-4-1		0-1-0		0-0-0			OVERALL			1-1-0			0-2-1			5-0-0						
5-1-1		0-1-0		0-0-0			HOME			1-0-0			0-0-1			4-0-0						
1-3-0		0-0-0		0-0-0			AWAY			0-1-0			0-2-0			1-0-0						
0-0-0		0-0-0		0-0-0			NEUTRAL			0-0-0			0-0-0			0-0-0						
4-4-1		0-1-0		0-0-0			NON-CONFERENCE			0-1-0			0-2-1			4-0-0						
3-1-1		0-1-0		0-0-0			HOME			0-0-0			0-0-1			3-0-0						
1-3-0		0-0-0		0-0-			AWAY			0-1-0			0-2-0			1-0-0						
0-0-0		0-0-0		0-0-0			NEUTRAL			0-0-0			0-0-0			0-0-0						
2-0-0		0-0-0		0-0-0			CONFERENCE			1-0-0			0-0-0			1-0-0						
2-0-0		0-0-0		0-0-0			HOME			1-0-0			0-0-0			1-0-0						
0-0-0		0-0-0		0-0-0			AWAY			0-0-0			0-0-0			0-0-0						
0-0-0		0-0-0		0-0-0			NEUTRAL			0-0-0			0-0-0			0-0-0						
RPI	S	Opponent		Score		RPI	S	Opponent		Score		RPI	S	Opponent		Score						
19	H	Providence		0	2							59	A	Canisius		2	3					
												95	H	Saint Francis (PA)		1	0					
														116 H Rhode Island		1	1					
														135 A Rider		0	3					
														148 A Buffalo		2	3					
														155 A New Hampshire		2	0					
														169 H UMass Lowell		1	0					
														174 H Robert Morris		1	0					
														192 H Saint Peter's		2	1					
														193 H Hartwick		4	2					
LAST 10 GAMES																						
		116 H Rhode Island		1	1			95 H Saint Francis (PA)		1	0											
		192 H Saint Peter's		2	1			174 H Robert Morris		1	0											
		135 A Rider		0	3			193 H Hartwick		4	2											
		169 H UMass Lowell		1	0			148 A Buffalo		2	3											
		59 A Canisius		2	3			155 A New Hampshire		2	0											

Non-Div. I Games:

Bryant

Average RPI Win: 163		WON-LOST RECORD		WINNING PCT. RANK		LAST 10 GAMES		STRENGTH OF SCHEDULE		OPP. STRENGTH OF SCHEDULE		TEAM RPI		ADJ RPI		CONF. RPI		ADJ CONF. RPI	
DIV. I ONLY		5-6-1		.45833 117		5-4-1		101		135		120		.48151 115		11		11	
DIV. I NON-CONF.		3-5-1		.38889 143		3-3-1		127		84		132		.4743 126		13		13	
TOTALS		RPI 1-25		RPI 26-50		W-L RECORDS		RPI 51-100		RPI 101-150		RPI 150+							
5-6-1		0-2-0		0-1-0		OVERALL		0-1-0		1-2-1		4-0-0							
4-1-0		0-0-0		0-0-0		HOME		0-0-0		1-1-0		3-0-0							
1-5-1		0-2-0		0-1-0		AWAY		0-1-0		0-1-1		1-0-0							
0-0-0		0-0-0		0-0-0		NEUTRAL		0-0-0		0-0-0		0-0-0							
3-5-1		0-2-0		0-1-0		NON-CONFERENCE		0-1-0		0-1-1		3-0-0							
3-0-0		0-0-0		0-0-0		HOME		0-0-0		0-0-0		3-0-0							
0-5-1		0-2-0		0-0-		AWAY		0-1-0		0-1-1		0-0-0							
0-0-0		0-0-0		0-0-0		NEUTRAL		0-0-0		0-0-0		0-0-0							
2-1-0		0-0-0		0-0-0		CONFERENCE		0-0-0		1-1-0		1-0-0							
1-1-0		0-0-0		0-0-0		HOME		0-0-0		1-1-0		0-0-0							
1-0-0		0-0-0		0-0-0		AWAY		0-0-0		0-0-0		1-0-0							
0-0-0		0-0-0		0-0-0		NEUTRAL		0-0-0		0-0-0		0-0-0							
RPI	S	Opponent		Score		RPI	S	Opponent		Score		RPI	S	Opponent		Score			
23	A	Dartmouth		0	2	45	A	St. John's (NY)		0	1	54	A	Boston College		0	2		
24	A	Boston U.		0	1							116	H	Rhode Island		0	1		
												117	H	Saint Joseph's		2	0		
												118	A	NJIT		1	1		
												125	A	Columbia		0	2		
												152	H	Lafayette		2	1		
												178	H	Temple		1	0		
												181	A	La Salle		3	1		
												188	H	Manhattan		3	1		
LAST 10 GAMES																			
						45	A	St. John's (NY)		0	1	117		H	Saint Joseph's		2	0	
						23	A	Dartmouth		0	2	181		A	La Salle		3	1	
						125	A	Columbia		0	2	116		H	Rhode Island		0	1	
						178	H	Temple		1	0	188		H	Manhattan		3	1	
						118	A	NJIT		1	1	152		H	Lafayette		2	1	

Non-Div. I Games:

Fordham

Average RPI Win:	162	WON-LOST	WINNING	LAST 10	STRENGTH OF	OPP. STRENGTH	TEAM	ADJ	CONF.	ADJ CONF.	
Average RPI Loss:	54	RECORD	PCT. RANK	GAMES	SCHEDULE	OF SCHEDULE	RPI	RPI	RPI	RPI	
DIV. I ONLY	6-3-3	.625	50	6-2-2	180	116	118	.48054	116	11	11
DIV. I NON-CONF.	4-3-3	.55	97	4-2-2	175	101	123	.4768	122	13	13
<hr/>											
TOTALS	RPI 1-25	RPI 26-50		W-L RECORDS		RPI 51-100		RPI 101-150		RPI 150+	
6-3-3	0-1-0	0-0-0		OVERALL		0-2-0		2-0-3		4-0-0	
5-1-2	0-0-0	0-0-0		HOME		0-1-0		1-0-2		4-0-0	
1-2-1	0-1-0	0-0-0		AWAY		0-1-0		1-0-1		0-0-0	
0-0-0	0-0-0	0-0-0		NEUTRAL		0-0-0		0-0-0		0-0-0	
<hr/>											
4-3-3	0-1-0	0-0-0		NON-CONFERENCE		0-2-0		1-0-3		3-0-0	
4-1-2	0-0-0	0-0-0		HOME		0-1-0		1-0-2		3-0-0	
0-2-1	0-1-0	0-0-		AWAY		0-1-0		0-0-1		0-0-0	
0-0-0	0-0-0	0-0-0		NEUTRAL		0-0-0		0-0-0		0-0-0	
<hr/>											
2-0-0	0-0-0	0-0-0		CONFERENCE		0-0-0		1-0-0		1-0-0	
1-0-0	0-0-0	0-0-0		HOME		0-0-0		0-0-0		1-0-0	
1-0-0	0-0-0	0-0-0		AWAY		0-0-0		1-0-0		0-0-0	
0-0-0	0-0-0	0-0-0		NEUTRAL		0-0-0		0-0-0		0-0-0	
<hr/>											
RPI S	Opponent	Score		RPI S	Opponent	Score		RPI S	Opponent	Score	
19 A	Providence	1	5					109 H	Seton Hall	1	1
								114 A	Bryant	1	1
								115 A	Fordham	1	0
								118 H	NJIT	2	0
								144 H	Albany (NY)	0	0
								151 H	George Washington	2	1
								184 H	Stony Brook	3	0
								200 H	Sacred Heart	3	1
								202 H	Yale	1	0
<hr/>											
LAST 10 GAMES											
114 A	Bryant	1	1	151 H	George Washington	2	1				
184 H	Stony Brook	3	0	115 A	Fordham	1	0				
200 H	Sacred Heart	3	1	144 H	Albany (NY)	0	0				
202 H	Yale	1	0	54 A	Boston College	0	3				
90 H	Lehigh	0	1	118 H	NJIT	2	0				

Non-Div. I Games:

Rhode Island

Average RPI Win: 158		WON-LOST	WINNING	LAST 10	STRENGTH OF		OPP. STRENGTH	TEAM	ADJ	CONF.	ADJ CONF.
Average RPI Loss: 90		RECORD	PCT. RANK	GAMES	SCHEDULE		OF SCHEDULE	RPI	RPI	RPI	RPI
DIV. I ONLY		6-3-3	.625	50	5-2-3		168	151	115	.48045	117
DIV. I NON-CONF.		5-2-3	.65	46	4-1-3		129	154	98	.49517	99
TOTALS		RPI 1-25	RPI 26-50		W-L RECORDS		RPI 51-100		RPI 101-150		RPI 150+
6-3-3		0-0-0	0-0-0		OVERALL		1-1-0		1-2-3		4-0-0
3-1-3		0-0-0	0-0-0		HOME		1-0-0		0-1-3		2-0-0
3-2-0		0-0-0	0-0-0		AWAY		0-1-0		1-1-0		2-0-0
0-0-0		0-0-0	0-0-0		NEUTRAL		0-0-0		0-0-0		0-0-0
5-2-3		0-0-0	0-0-0		NON-CONFERENCE		1-1-0		1-1-3		3-0-0
3-1-3		0-0-0	0-0-0		HOME		1-0-0		0-1-3		2-0-0
2-1-0		0-0-0	0-0-		AWAY		0-1-0		1-0-0		1-0-0
0-0-0		0-0-0	0-0-0		NEUTRAL		0-0-0		0-0-0		0-0-0
1-1-0		0-0-0	0-0-0		CONFERENCE		0-0-0		0-1-0		1-0-0
0-0-0		0-0-0	0-0-0		HOME		0-0-0		0-0-0		0-0-0
1-1-0		0-0-0	0-0-0		AWAY		0-0-0		0-1-0		1-0-0
0-0-0		0-0-0	0-0-0		NEUTRAL		0-0-0		0-0-0		0-0-0
RPI S	Opponent	Score	RPI S	Opponent	Score	RPI S	Opponent	Score	RPI S	Opponent	Score
						53 A Penn	1 2		102 H Army	0 1	
						91 H Siena	1 0		115 A Fordham	0 2	
									118 H NJIT	0 0	
									123 A Marist	5 1	
									135 H Rider	1 1	
									147 H Drexel	0 0	
									162 H St. Francis Brooklyn	1 0	
									183 A Massachusetts	1 0	
									185 A LIU Brooklyn	4 3	
									201 H Howard	1 0	
LAST 10 GAMES											
						118 H NJIT	0 0		115 A Fordham	0 2	
						91 H Siena	1 0		183 A Massachusetts	1 0	
						123 A Marist	5 1		53 A Penn	1 2	
						147 H Drexel	0 0		185 A LIU Brooklyn	4 3	
						201 H Howard	1 0		135 H Rider	1 1	

Non-Div. I Games:

Saint Joseph's

Average RPI Win: 150		WON-LOST RECORD	WINNING PCT. RANK		LAST 10 GAMES	STRENGTH OF SCHEDULE	OPP. STRENGTH OF SCHEDULE	TEAM RPI	ADJ RPI	CONF. RPI	ADJ CONF. RPI	
Average RPI Loss: 145												
DIV. I ONLY		6-3-3	.625	50	5-2-3	150	188	111	.47959	118	24	24
DIV. I NON-CONF.		5-3-3	.59091	66	4-2-3	141	183	106	.48084	116	24	24
<hr/>												
TOTALS		RPI 1-25		RPI 26-50		W-L RECORDS		RPI 51-100		RPI 101-150		RPI 150+
6-3-3		0-0-0		0-0-0		OVERALL		1-0-0		1-1-3		4-2-0
5-0-2		0-0-0		0-0-0		HOME		1-0-0		1-0-2		3-0-0
1-3-1		0-0-0		0-0-0		AWAY		0-0-0		0-1-1		1-2-0
0-0-0		0-0-0		0-0-0		NEUTRAL		0-0-0		0-0-0		0-0-0
5-3-3		0-0-0		0-0-0		NON-CONFERENCE		1-0-0		1-1-3		3-2-0
4-0-2		0-0-0		0-0-0		HOME		1-0-0		1-0-2		2-0-0
1-3-1		0-0-0		0-0-		AWAY		0-0-0		0-1-1		1-2-0
0-0-0		0-0-0		0-0-0		NEUTRAL		0-0-0		0-0-0		0-0-0
1-0-0		0-0-0		0-0-0		CONFERENCE		0-0-0		0-0-0		1-0-0
1-0-0		0-0-0		0-0-0		HOME		0-0-0		0-0-0		1-0-0
0-0-0		0-0-0		0-0-0		AWAY		0-0-0		0-0-0		0-0-0
0-0-0		0-0-0		0-0-0		NEUTRAL		0-0-0		0-0-0		0-0-0
RPI	S	Opponent	Score	RPI	S	Opponent	Score	RPI	S	Opponent	Score	
								57	H	Navy	1 0	
								115	H	Fordham	1 1	
								116	A	Rhode Island	0 2	
								117	A	Saint Joseph's	0 0	
								123	H	Marist	1 0	
								135	H	Rider	3 3	
								158	A	North Florida	1 3	
								162	A	St. Francis Brooklyn	0 2	
								166	A	Jacksonville	3 2	
								171	H	Georgia St.	2 1	
								185	H	LIU Brooklyn	3 1	
								200	H	Sacred Heart	1 0	
<hr/>												
LAST 10 GAMES												
				117	A	Saint Joseph's	0 0	171	H	Georgia St.	2 1	
				135	H	Rider	3 3	162	A	St. Francis Brooklyn	0 2	
				57	H	Navy	1 0	200	H	Sacred Heart	1 0	
				185	H	LIU Brooklyn	3 1	123	H	Marist	1 0	
				115	H	Fordham	1 1	116	A	Rhode Island	0 2	

Non-Div. I Games:

NJIT

M
e
m
p
h
i
s

Memphis

Average RPI Win: 63		WON-LOST RECORD		WINNING PCT. RANK		LAST 10 GAMES		STRENGTH OF SCHEDULE		OPP. STRENGTH OF SCHEDULE		TEAM RPI		ADJ RPI		CONF. RPI		ADJ CONF. RPI	
DIV. I ONLY		2-5-5		.375 151		1-5-4		42		102		117		.47607 120		8		7	
DIV. I NON-CONF.		2-5-4		.36364 149		1-5-3		43		108		119		.47524 124		7		7	
TOTALS		RPI 1-25		RPI 26-50		W-L RECORDS		RPI 51-100		RPI 101-150		RPI 150+							
2-5-5		0-2-0		1-0-1		OVERALL		1-3-2		0-0-0		0-0-2							
1-2-2		0-2-0		1-0-1		HOME		0-0-0		0-0-0		0-0-1							
0-3-2		0-0-0		0-0-0		AWAY		0-3-1		0-0-0		0-0-1							
1-0-1		0-0-0		0-0-0		NEUTRAL		1-0-1		0-0-0		0-0-0							
2-5-4		0-2-0		1-0-0		NON-CONFERENCE		1-3-2		0-0-0		0-0-2							
1-2-1		0-2-0		1-0-0		HOME		0-0-0		0-0-0		0-0-1							
0-3-2		0-0-0		0-0-		AWAY		0-3-1		0-0-0		0-0-1							
1-0-1		0-0-0		0-0-0		NEUTRAL		1-0-1		0-0-0		0-0-0							
0-0-1		0-0-0		0-0-1		CONFERENCE		0-0-0		0-0-0		0-0-0							
0-0-1		0-0-0		0-0-1		HOME		0-0-0		0-0-0		0-0-0							
0-0-0		0-0-0		0-0-0		AWAY		0-0-0		0-0-0		0-0-0							
0-0-0		0-0-0		0-0-0		NEUTRAL		0-0-0		0-0-0		0-0-0							
RPI	S	Opponent		Score		RPI	S	Opponent		Score		RPI	S	Opponent		Score			
16	H	Northwestern		0	2	42	H	Ill.-Chicago		1	0	55	N	Hofstra		0	0		
20	H	Marquette		0	2	43	H	West Virginia		1	1	66	A	SMU		0	2		
												76	A	Santa Clara		0	1		
												83	N	Quinnipiac		3	0		
												89	A	Cal Poly		1	4		
												98	A	Loyola Chicago		0	0		
LAST 10 GAMES																			
						66	A	SMU		0	2	43	H	West Virginia		1	1		
						153	A	Milwaukee		2	2	16	H	Northwestern		0	2		
						20	H	Marquette		0	2	98	A	Loyola Chicago		0	0		
						186	H	Green Bay		2	2	76	A	Santa Clara		0	1		
						42	H	Ill.-Chicago		1	0	89	A	Cal Poly		1	4		

Non-Div. I Games:

Northern Ill.

Average RPI Win:		122	WON-LOST RECORD		WINNING PCT. RANK		LAST 10 GAMES		STRENGTH OF SCHEDULE		OPP. STRENGTH OF SCHEDULE		TEAM RPI		ADJ RPI		CONF. RPI		ADJ CONF. RPI				
DIV. I ONLY			5-6-0		.45455	123	4-6-0		118	123	122	.47498	121	21	21								
DIV. I NON-CONF.			4-3-0		.57143	70	3-3-0		67	35	75	.51678	76	21	21								
TOTALS		RPI 1-25		RPI 26-50		W-L RECORDS		RPI 51-100		RPI 101-150		RPI 150+											
5-6-0		0-1-0		0-1-0		OVERALL		2-1-0		2-2-0		1-1-0		1-1-0									
3-2-0		0-0-0		0-0-0		HOME		1-1-0		1-1-0		1-0-0		1-0-0									
2-4-0		0-1-0		0-1-0		AWAY		1-0-0		1-1-0		0-1-0		0-1-0									
0-0-0		0-0-0		0-0-0		NEUTRAL		0-0-0		0-0-0		0-0-0		0-0-0									
4-3-0		0-1-0		0-1-0		NON-CONFERENCE		2-1-0		2-0-0		0-0-0		0-0-0									
2-1-0		0-0-0		0-0-0		HOME		1-1-0		1-0-0		0-0-0		0-0-0									
2-2-0		0-1-0		0-0-		AWAY		1-0-0		1-0-0		0-0-0		0-0-0									
0-0-0		0-0-0		0-0-0		NEUTRAL		0-0-0		0-0-0		0-0-0		0-0-0									
1-3-0		0-0-0		0-0-0		CONFERENCE		0-0-0		0-2-0		1-1-0		1-1-0									
1-1-0		0-0-0		0-0-0		HOME		0-0-0		0-1-0		1-0-0		1-0-0									
0-2-0		0-0-0		0-0-0		AWAY		0-0-0		0-1-0		0-1-0		0-1-0									
0-0-0		0-0-0		0-0-0		NEUTRAL		0-0-0		0-0-0		0-0-0		0-0-0									
RPI	S	Opponent		Score		RPI	S	Opponent		Score		RPI	S	Opponent		Score							
22	A	Winthrop		2	4	40	A	Kentucky		0	2	62	H	Radford		0	1	104	A	William & Mary		3	2
												97	H	South Carolina		2	1	106	H	FIU		2	1
												99	A	VCU		2	1	126	H	Mercer		0	1
																		134	A	Wofford		3	4
																		160	A	UNC Greensboro		0	2
																		204	H	VMI		2	0
LAST 10 GAMES																							
						134	A	Wofford		3	4	160	A	UNC Greensboro		0	2						
						22	A	Winthrop		2	4	204	H	VMI		2	0						
						97	H	South Carolina		2	1	126	H	Mercer		0	1						
						106	H	FIU		2	1	62	H	Radford		0	1						
						40	A	Kentucky		0	2	99	A	VCU		2	1						

Non-Div. I Games:

East Tenn. St.

Average RPI Win:		147	WON-LOST RECORD		WINNING PCT. RANK		LAST 10 GAMES		STRENGTH OF SCHEDULE		OPP. STRENGTH OF SCHEDULE		TEAM RPI		ADJ RPI		CONF. RPI		ADJ CONF. RPI	
DIV. I ONLY			6-7-0		.46154 116		4-6-0		116		122		119		.47487 122		7		8	
DIV. I NON-CONF.			4-5-0		.44444 129		2-4-0		153		132		140		.45608 143		12		12	
TOTALS		RPI 1-25		RPI 26-50		W-L RECORDS		RPI 51-100		RPI 101-150		RPI 150+								
6-7-0		0-1-0		0-2-0		OVERALL		1-2-0		3-1-0		2-1-0								
2-5-0		0-1-0		0-2-0		HOME		0-1-0		0-1-0		2-0-0								
4-2-0		0-0-0		0-0-0		AWAY		1-1-0		3-0-0		0-1-0								
0-0-0		0-0-0		0-0-0		NEUTRAL		0-0-0		0-0-0		0-0-0								
4-5-0		0-1-0		0-1-0		NON-CONFERENCE		1-1-0		1-1-0		2-1-0								
2-3-0		0-1-0		0-1-0		HOME		0-0-0		0-1-0		2-0-0								
2-2-0		0-0-0		0-0-		AWAY		1-1-0		1-0-0		0-1-0								
0-0-0		0-0-0		0-0-0		NEUTRAL		0-0-0		0-0-0		0-0-0								
2-2-0		0-0-0		0-1-0		CONFERENCE		0-1-0		2-0-0		0-0-0								
0-2-0		0-0-0		0-1-0		HOME		0-1-0		0-0-0		0-0-0								
2-0-0		0-0-0		0-0-0		AWAY		0-0-0		2-0-0		0-0-0								
0-0-0		0-0-0		0-0-0		NEUTRAL		0-0-0		0-0-0		0-0-0								
RPI	S	Opponent		Score		RPI	S	Opponent		Score		RPI	S	Opponent		Score				
11	H	Penn St.		0	2	33	H	American		0	1	59	A	Canisius		0	1			
						37	H	Xavier		0	1	90	H	Lehigh		1	2			
												95	A	Saint Francis (PA)		2	0			
												102	A	Army		2	1			
												124	H	Binghamton		1	2			
												145	A	Loyola Maryland		4	1			
												148	A	Buffalo		2	0			
												181	A	La Salle		0	1			
												193	H	Hartwick		2	0			
												201	H	Howard		4	0			
LAST 10 GAMES						LAST 10 GAMES						LAST 10 GAMES								
11	H	Penn St.		0	2	33	H	American		0	1	102	A	Army		2	1			
102	A	Army		2	1	145	A	Loyola Maryland		4	1	181	A	La Salle		0	1			
181	A	La Salle		0	1	90	H	Lehigh		1	2	37	H	Xavier		0	1			
37	H	Xavier		0	1	148	A	Buffalo		2	0	201	H	Howard		4	0			
201	H	Howard		4	0	59	A	Canisius		0	1									

Non-Div. I Games:

Bucknell

Average RPI Win: 145		WON-LOST RECORD	WINNING PCT. RANK		LAST 10 GAMES	STRENGTH OF SCHEDULE	OPP. STRENGTH OF SCHEDULE	TEAM RPI	ADJ RPI	CONF. RPI	ADJ CONF. RPI	
Average RPI Loss: 105												
DIV. I ONLY		5-3-3	.59091	65	4-3-3	161	159	124	.47291	123	15	15
DIV. I NON-CONF.		4-2-2	.625	51	3-2-2	150	143	117	.48359	114	19	19
<hr/>												
TOTALS		RPI 1-25		RPI 26-50		W-L RECORDS		RPI 51-100		RPI 101-150		RPI 150+
5-3-3		0-0-0		0-0-0		OVERALL		1-1-0		2-2-1		2-0-2
2-2-1		0-0-0		0-0-0		HOME		1-1-0		0-1-1		1-0-0
3-1-2		0-0-0		0-0-0		AWAY		0-0-0		2-1-0		1-0-2
0-0-0		0-0-0		0-0-0		NEUTRAL		0-0-0		0-0-0		0-0-0
<hr/>												
4-2-2		0-0-0		0-0-0		NON-CONFERENCE		1-0-0		2-2-1		1-0-1
1-1-1		0-0-0		0-0-0		HOME		1-0-0		0-1-1		0-0-0
3-1-1		0-0-0		0-0-		AWAY		0-0-0		2-1-0		1-0-1
0-0-0		0-0-0		0-0-0		NEUTRAL		0-0-0		0-0-0		0-0-0
<hr/>												
1-1-1		0-0-0		0-0-0		CONFERENCE		0-1-0		0-0-0		1-0-1
1-1-0		0-0-0		0-0-0		HOME		0-1-0		0-0-0		1-0-0
0-0-1		0-0-0		0-0-0		AWAY		0-0-0		0-0-0		0-0-1
0-0-0		0-0-0		0-0-0		NEUTRAL		0-0-0		0-0-0		0-0-0
<hr/>												
RPI	S	Opponent	Score	RPI	S	Opponent	Score	RPI	S	Opponent	Score	
						79 H Iona	0 2			102 H Army	1 1	
						88 H Villanova	1 0			117 H Saint Joseph's	1 5	
										118 A NJIT	0 1	
										124 A Binghamton	1 0	
										125 A Columbia	3 2	
										155 A New Hampshire	1 1	
										173 A Fairfield	0 0	
										188 H Manhattan	2 0	
										200 A Sacred Heart	1 0	

Non-Div. I Games:

Marist

Average RPI Win:		133	WON-LOST RECORD		WINNING PCT. RANK		LAST 10 GAMES		STRENGTH OF SCHEDULE		OPP. STRENGTH OF SCHEDULE		TEAM RPI		ADJ RPI		CONF. RPI		ADJ CONF. RPI	
DIV. I ONLY			4-8-0		.33333 162		3-7-0		53		136		123		.47268 124		16		17	
DIV. I NON-CONF.			2-8-0		.2 184		1-7-0		51		128		116		.47871 120		17		16	
TOTALS		RPI 1-25		RPI 26-50		W-L RECORDS		RPI 51-100		RPI 101-150		RPI 150+								
4-8-0		0-1-0		0-0-0		OVERALL		0-4-0		3-2-0		1-1-0								
2-5-0		0-1-0		0-0-0		HOME		0-1-0		1-2-0		1-1-0								
1-3-0		0-0-0		0-0-0		AWAY		0-3-0		1-0-0		0-0-0								
1-0-0		0-0-0		0-0-0		NEUTRAL		0-0-0		1-0-0		0-0-0								
2-8-0		0-1-0		0-0-0		NON-CONFERENCE		0-4-0		2-2-0		0-1-0								
0-5-0		0-1-0		0-0-0		HOME		0-1-0		0-2-0		0-1-0								
1-3-0		0-0-0		0-0-		AWAY		0-3-0		1-0-0		0-0-0								
1-0-0		0-0-0		0-0-0		NEUTRAL		0-0-0		1-0-0		0-0-0								
2-0-0		0-0-0		0-0-0		CONFERENCE		0-0-0		1-0-0		1-0-0								
2-0-0		0-0-0		0-0-0		HOME		0-0-0		1-0-0		1-0-0								
0-0-0		0-0-0		0-0-0		AWAY		0-0-0		0-0-0		0-0-0								
0-0-0		0-0-0		0-0-0		NEUTRAL		0-0-0		0-0-0		0-0-0								
RPI	S	Opponent		Score		RPI	S	Opponent		Score		RPI	S	Opponent		Score				
4	H	Syracuse		0 1								102	H	Army		0 1				
								55	A	Hofstra 0 1				113	H	Hartford 1 0				
								65	A	Princeton 0 2				122	A	Bucknell 2 1				
								71	H	Cornell 0 1				123	H	Marist 0 1				
								80	A	Duquesne 2 3				141	N	Niagara 2 0				
														152	H	Lafayette 0 1				
														155	H	New Hampshire 1 0				
LAST 10 GAMES																				
		65	A	Princeton 0 2				155	H	New Hampshire 1 0										
		4	H	Syracuse 0 1				113	H	Hartford 1 0										
		152	H	Lafayette 0 1				55	A	Hofstra 0 1										
		71	H	Cornell 0 1				141	N	Niagara 2 0										
		102	H	Army 0 1				80	A	Duquesne 2 3										

Non-Div. I Games:

Binghamton

Average RPI Win:	107	WON-LOST RECORD	WINNING PCT. RANK	LAST 10 GAMES	STRENGTH OF SCHEDULE	OPP. STRENGTH OF SCHEDULE	TEAM RPI	ADJ RPI	CONF. RPI	ADJ CONF. RPI		
Average RPI Loss:	92											
DIV. I ONLY	4-5-0	.44444	133	4-5-0	155	34	132	.47171	125	10	10	
DIV. I NON-CONF.	3-4-0	.42857	139	3-4-0	155	81	141	.46146	139	10	11	
<hr/>												
TOTALS	RPI 1-25	RPI 26-50		W-L RECORDS	RPI 51-100		RPI 101-150		RPI 150+			
4-5-0	0-0-0	0-0-0		OVERALL	2-3-0		1-2-0		1-0-0			
2-2-0	0-0-0	0-0-0		HOME	1-0-0		1-2-0		0-0-0			
2-3-0	0-0-0	0-0-0		AWAY	1-3-0		0-0-0		1-0-0			
0-0-0	0-0-0	0-0-0		NEUTRAL	0-0-0		0-0-0		0-0-0			
<hr/>												
3-4-0	0-0-0	0-0-0		NON-CONFERENCE	1-2-0		1-2-0		1-0-0			
2-2-0	0-0-0	0-0-0		HOME	1-0-0		1-2-0		0-0-0			
1-2-0	0-0-0	0-0-		AWAY	0-2-0		0-0-0		1-0-0			
0-0-0	0-0-0	0-0-0		NEUTRAL	0-0-0		0-0-0		0-0-0			
<hr/>												
1-1-0	0-0-0	0-0-0		CONFERENCE	1-1-0		0-0-0		0-0-0			
0-0-0	0-0-0	0-0-0		HOME	0-0-0		0-0-0		0-0-0			
1-1-0	0-0-0	0-0-0		AWAY	1-1-0		0-0-0		0-0-0			
0-0-0	0-0-0	0-0-0		NEUTRAL	0-0-0		0-0-0		0-0-0			
<hr/>												
RPI S	Opponent	Score	RPI S	Opponent	Score	RPI S	Opponent	Score	RPI S	Opponent	Score	
						53 A Penn	2 1	109 H Seton Hall	0 1			
						68 A Brown	0 1	115 H Fordham	2 0			
						75 H Michigan	3 0	123 H Marist	2 3			
						79 A Iona	0 2	185 A LIU Brooklyn	3 2			
						83 A Quinnipiac	0 2					
<hr/>												
LAST 10 GAMES												
79 A Iona			0 2	53 A Penn			2 1					
115 H Fordham			2 0	109 H Seton Hall			0 1					
83 A Quinnipiac			0 2	68 A Brown			0 1					
185 A LIU Brooklyn			3 2	75 H Michigan			3 0					
123 H Marist			2 3									

Non-Div. I Games:

Columbia

Average RPI Win: 161		WON-LOST RECORD	WINNING PCT. RANK	LAST 10 GAMES	STRENGTH OF SCHEDULE	OPP. STRENGTH OF SCHEDULE	TEAM RPI	ADJ RPI	CONF. RPI	ADJ CONF. RPI	
Average RPI Loss: 105											
DIV. I ONLY		8-4-0	.66667 38	7-3-0	197	164	125	.47131 126	21	21	
DIV. I NON-CONF.		4-4-0	.5 103	3-3-0	191	168	129	.46919 132	21	21	
TOTALS		RPI 1-25	RPI 26-50		W-L RECORDS		RPI 51-100		RPI 101-150		RPI 150+
8-4-0		0-1-0	0-0-0		OVERALL		1-1-0		1-1-0		6-1-0
3-1-0		0-1-0	0-0-0		HOME		1-0-0		0-0-0		2-0-0
3-2-0		0-0-0	0-0-0		AWAY		0-1-0		1-0-0		2-1-0
2-1-0		0-0-0	0-0-0		NEUTRAL		0-0-0		0-1-0		2-0-0
4-4-0		0-1-0	0-0-0		NON-CONFERENCE		0-1-0		0-1-0		4-1-0
1-1-0		0-1-0	0-0-0		HOME		0-0-0		0-0-0		1-0-0
1-2-0		0-0-0	0-0-		AWAY		0-1-0		0-0-0		1-1-0
2-1-0		0-0-0	0-0-0		NEUTRAL		0-0-0		0-1-0		2-0-0
4-0-0		0-0-0	0-0-0		CONFERENCE		1-0-0		1-0-0		2-0-0
2-0-0		0-0-0	0-0-0		HOME		1-0-0		0-0-0		1-0-0
2-0-0		0-0-0	0-0-0		AWAY		0-0-0		1-0-0		1-0-0
0-0-0		0-0-0	0-0-0		NEUTRAL		0-0-0		0-0-0		0-0-0
RPI S	Opponent	Score		RPI S	Opponent	Score		RPI S	Opponent	Score	
25 H	UAB	1	2					74 H	Furman	3	0
								97 A	South Carolina	0	2
								121 A	East Tenn. St.	1	0
								140 N	Bradley	1	2
								159 A	Evansville	1	3
								160 H	UNC Greensboro	3	2
								167 A	Ga. Southern	1	0
								171 H	Georgia St.	2	0
								189 N	Fla. Atlantic	3	0
								203 N	UNC Asheville	3	0
								204 A	VMI	1	0
LAST 10 GAMES											
140 N	Bradley	1	2	74 H	Furman	3	0				
159 A	Evansville	1	3	160 H	UNC Greensboro	3	2				
189 N	Fla. Atlantic	3	0	121 A	East Tenn. St.	1	0				
203 N	UNC Asheville	3	0	204 A	VMI	1	0				
97 A	South Carolina	0	2	167 A	Ga. Southern	1	0				

Non-Div. I Games:

Mercer

Average RPI Win: 162		WON-LOST	WINNING		LAST 10	STRENGTH OF		OPP. STRENGTH	TEAM	ADJ	CONF.	ADJ CONF.			
Average RPI Loss: 41		RECORD	PCT. RANK		GAMES	SCHEDULE		OF SCHEDULE	RPI	RPI	RPI	RPI			
DIV. I ONLY		5-4-1	.55	83	5-4-1	183		75	134	.47063	127	20	20		
DIV. I NON-CONF.		2-4-1	.35714	150	2-4-1	75		28	60	.53416	59	20	20		
<hr/>															
TOTALS		RPI 1-25		RPI 26-50		W-L RECORDS		RPI 51-100		RPI 101-150		RPI 150+			
5-4-1		0-0-0		1-4-0		OVERALL		0-0-0		0-0-1		4-0-0			
3-3-0		0-0-0		0-3-0		HOME		0-0-0		0-0-0		3-0-0			
2-1-0		0-0-0		1-1-0		AWAY		0-0-0		0-0-0		1-0-0			
0-0-1		0-0-0		0-0-0		NEUTRAL		0-0-0		0-0-1		0-0-0			
2-4-1		0-0-0		1-4-0		NON-CONFERENCE		0-0-0		0-0-1		1-0-0			
1-3-0		0-0-0		0-3-0		HOME		0-0-0		0-0-0		1-0-0			
1-1-0		0-0-0		1-0-		AWAY		0-0-0		0-0-0		0-0-0			
0-0-1		0-0-0		0-0-0		NEUTRAL		0-0-0		0-0-1		0-0-0			
3-0-0		0-0-0		0-0-0		CONFERENCE		0-0-0		0-0-0		3-0-0			
2-0-0		0-0-0		0-0-0		HOME		0-0-0		0-0-0		2-0-0			
1-0-0		0-0-0		0-0-0		AWAY		0-0-0		0-0-0		1-0-0			
0-0-0		0-0-0		0-0-0		NEUTRAL		0-0-0		0-0-0		0-0-0			
RPI	S	Opponent	Score	RPI	S	Opponent	Score	RPI	S	Opponent	Score	RPI	S	Opponent	Score
				27	H	UNCW	0 2					142	N	Northern Ky.	1 1
				38	A	Dayton	2 1					187	H	Incarnate Word	2 1
				43	H	West Virginia	1 2					190	H	Longwood	3 2
				46	H	Western Ill.	1 2					194	A	Presbyterian	3 0
				48	A	Elon	0 1					203	H	UNC Asheville	3 0
<hr/>															
LAST 10 GAMES															
				43	H	West Virginia	1 2	190	H	Longwood	3 2				
				46	H	Western Ill.	1 2	194	A	Presbyterian	3 0				
				187	H	Incarnate Word	2 1	48	A	Elon	0 1				
				142	N	Northern Ky.	1 1	203	H	UNC Asheville	3 0				
				38	A	Dayton	2 1	27	H	UNCW	0 2				

Non-Div. I Games:

High Point

Average RPI Win:	159	WON-LOST	WINNING	LAST 10	STRENGTH OF	OPP. STRENGTH	TEAM	ADJ	CONF.	ADJ CONF.		
Average RPI Loss:	128	RECORD	PCT. RANK	GAMES	SCHEDULE	OF SCHEDULE	RPI	RPI	RPI	RPI		
DIV. I ONLY		7-3-1	.68182	33	6-3-1	194	190	126	.46983	128	22	22
DIV. I NON-CONF.		6-2-0	.75	19	5-2-0	183	188	120	.47912	119	22	22
<hr/>												
TOTALS	RPI 1-25	RPI 26-50		W-L RECORDS		RPI 51-100		RPI 101-150		RPI 150+		
7-3-1	0-0-0	1-0-0		OVERALL		0-1-0		1-1-1		5-1-0		
3-2-0	0-0-0	0-0-0		HOME		0-0-0		1-1-0		2-1-0		
3-0-1	0-0-0	1-0-0		AWAY		0-0-0		0-0-1		2-0-0		
1-1-0	0-0-0	0-0-0		NEUTRAL		0-1-0		0-0-0		1-0-0		
6-2-0	0-0-0	1-0-0		NON-CONFERENCE		0-1-0		1-0-0		4-1-0		
2-1-0	0-0-0	0-0-0		HOME		0-0-0		1-0-0		1-1-0		
3-0-0	0-0-0	1-0-		AWAY		0-0-0		0-0-0		2-0-0		
1-1-0	0-0-0	0-0-0		NEUTRAL		0-1-0		0-0-0		1-0-0		
1-1-1	0-0-0	0-0-0		CONFERENCE		0-0-0		0-1-1		1-0-0		
1-1-0	0-0-0	0-0-0		HOME		0-0-0		0-1-0		1-0-0		
0-0-1	0-0-0	0-0-0		AWAY		0-0-0		0-0-1		0-0-0		
0-0-0	0-0-0	0-0-0		NEUTRAL		0-0-0		0-0-0		0-0-0		
RPI	S	Opponent	Score	RPI	S	Opponent	Score	RPI	S	Opponent	Score	
				37	A	Xavier	3 2					
								73	N	James Madison	0 1	
										119	H Memphis	4 3
										139	H Stetson	1 3
										142	A Northern Ky.	0 0
										159	A Evansville	2 0
										171	H Georgia St.	1 3
										197	N Gardner-Webb	3 2
										198	H USC Upstate	2 1
										199	A Eastern Ill.	2 1
										205	H Houston Baptist	4 1
<hr/>												
LAST 10 GAMES												
				119	H Memphis	4 3	139	H Stetson	1 3			
				205	H Houston Baptist	4 1	142	A Northern Ky.	0 0			
				73	N James Madison	0 1	198	H USC Upstate	2 1			
				197	N Gardner-Webb	3 2	171	H Georgia St.	1 3			
				159	A Evansville	2 0	199	A Eastern Ill.	2 1			

Non-Div. I Games:

Lipscomb

Average RPI Win: 131		WON-LOST	WINNING	LAST 10	STRENGTH OF		OPP. STRENGTH	TEAM	ADJ	CONF.	ADJ CONF.
Average RPI Loss: 79		RECORD	PCT. RANK	GAMES	SCHEDULE		OF SCHEDULE	RPI	RPI	RPI	RPI
DIV. I ONLY		6-3-3	.625	50	6-2-2		190	85	127	.46862	129
DIV. I NON-CONF.		6-3-2	.63636	50	6-2-1		178	83	122	.47608	123
TOTALS		RPI 1-25	RPI 26-50		W-L RECORDS		RPI 51-100		RPI 101-150		RPI 150+
6-3-3	0-0-0	1-1-0		OVERALL		1-2-0		2-0-1		2-0-2	
3-1-1	0-0-0	1-0-0		HOME		0-1-0		1-0-0		1-0-1	
3-2-2	0-0-0	0-1-0		AWAY		1-1-0		1-0-1		1-0-1	
0-0-0	0-0-0	0-0-0		NEUTRAL		0-0-0		0-0-0		0-0-0	
6-3-2	0-0-0	1-1-0		NON-CONFERENCE		1-2-0		2-0-0		2-0-2	
3-1-1	0-0-0	1-0-0		HOME		0-1-0		1-0-0		1-0-1	
3-2-1	0-0-0	0-0-		AWAY		1-1-0		1-0-0		1-0-1	
0-0-0	0-0-0	0-0-0		NEUTRAL		0-0-0		0-0-0		0-0-0	
0-0-1	0-0-0	0-0-0		CONFERENCE		0-0-0		0-0-1		0-0-0	
0-0-0	0-0-0	0-0-0		HOME		0-0-0		0-0-0		0-0-0	
0-0-1	0-0-0	0-0-0		AWAY		0-0-0		0-0-1		0-0-0	
0-0-0	0-0-0	0-0-0		NEUTRAL		0-0-0		0-0-0		0-0-0	
RPI S	Opponent	Score	RPI S	Opponent	Score	RPI S	Opponent	Score	RPI S	Opponent	Score
			46 A	Western Ill.	0 3	75 A	Michigan	1 0	133 A	DePaul	1 0
			50 H	Butler	2 1	94 H	Detroit	1 2	142 H	Northern Ky.	4 0
						98 A	Loyola Chicago	0 1	148 A	Buffalo	2 2
									154 A	IPFW	2 2
									156 H	IUPUI	2 2
									186 A	Green Bay	2 1
									199 H	Eastern Ill.	2 1
LAST 10 GAMES											
			46 A	Western Ill.	0 3	148 A	Buffalo	2 2			
			186 A	Green Bay	2 1	156 H	IUPUI	2 2			
			199 H	Eastern Ill.	2 1	75 A	Michigan	1 0			
			50 H	Butler	2 1	142 H	Northern Ky.	4 0			
			133 A	DePaul	1 0	98 A	Loyola Chicago	0 1			

Non-Div. I Games:

Western Mich.

Average RPI Win: 195		WON-LOST	WINNING	LAST 10	STRENGTH OF		OPP. STRENGTH	TEAM	ADJ		CONF.	ADJ CONF.
Average RPI Loss: 32		RECORD	PCT. RANK	GAMES	SCHEDULE		OF SCHEDULE	RPI	RPI		RPI	RPI
DIV. I ONLY		5-3-1	.61111	63	5-3-1		185	181	135		20	20
DIV. I NON-CONF.		4-1-1	.75	19	4-1-1		203	187	164		20	20
TOTALS		RPI 1-25	RPI 26-50		W-L RECORDS		RPI 51-100		RPI 101-150		RPI 150+	
5-3-1		0-2-0	0-0-0		OVERALL		0-1-0		0-0-0		5-0-1	
1-1-0		0-1-0	0-0-0		HOME		0-0-0		0-0-0		1-0-0	
2-2-1		0-1-0	0-0-0		AWAY		0-1-0		0-0-0		2-0-1	
2-0-0		0-0-0	0-0-0		NEUTRAL		0-0-0		0-0-0		2-0-0	
4-1-1		0-1-0	0-0-0		NON-CONFERENCE		0-0-0		0-0-0		4-0-1	
1-1-0		0-1-0	0-0-0		HOME		0-0-0		0-0-0		1-0-0	
1-0-1		0-0-0	0-0-		AWAY		0-0-0		0-0-0		1-0-1	
2-0-0		0-0-0	0-0-0		NEUTRAL		0-0-0		0-0-0		2-0-0	
1-2-0		0-1-0	0-0-0		CONFERENCE		0-1-0		0-0-0		1-0-0	
0-0-0		0-0-0	0-0-0		HOME		0-0-0		0-0-0		0-0-0	
1-2-0		0-1-0	0-0-0		AWAY		0-1-0		0-0-0		1-0-0	
0-0-0		0-0-0	0-0-0		NEUTRAL		0-0-0		0-0-0		0-0-0	
RPI S	Opponent	Score	RPI S	Opponent	Score	RPI S	Opponent	Score	RPI S	Opponent	Score	
12 H	Davidson	1 2				62 A	Radford	0 2	174 N	Robert Morris	2 1	
22 A	Winthrop	0 2							179 A	Marshall	2 2	
									197 A	Gardner-Webb	1 0	
									198 N	USC Upstate	3 1	
									201 H	Howard	4 0	
									204 A	VMI	5 0	
LAST 10 GAMES												
12 H	Davidson	1 2	197 A	Gardner-Webb	1 0							
198 N	USC Upstate	3 1	62 A	Radford	0 2							
174 N	Robert Morris	2 1	22 A	Winthrop	0 2							
179 A	Marshall	2 2	201 H	Howard	4 0							
204 A	VMI	5 0										

Non-Div. I Games: Bluefield Col. 2 1

Liberty

Average RPI Win:		112	WON-LOST RECORD		WINNING PCT. RANK		LAST 10 GAMES		STRENGTH OF SCHEDULE		OPP. STRENGTH OF SCHEDULE		TEAM RPI	ADJ RPI		CONF. RPI	ADJ CONF. RPI	
DIV. I ONLY			2-8-1		.22727	185	2-7-1		45		31		137	.46481		131	2	2
DIV. I NON-CONF.			2-4-1		.35714	150	2-3-1		7		86		110	.48957		107	2	2
TOTALS		RPI 1-25		RPI 26-50			W-L RECORDS			RPI 51-100			RPI 101-150			RPI 150+		
2-8-1		0-3-0		1-2-1			OVERALL			0-3-0			0-0-0			1-0-0		
2-3-1		0-0-0		1-0-1			HOME			0-3-0			0-0-0			1-0-0		
0-5-0		0-3-0		0-2-0			AWAY			0-0-0			0-0-0			0-0-0		
0-0-0		0-0-0		0-0-0			NEUTRAL			0-0-0			0-0-0			0-0-0		
2-4-1		0-2-0		1-1-1			NON-CONFERENCE			0-1-0			0-0-0			1-0-0		
2-1-1		0-0-0		1-0-1			HOME			0-1-0			0-0-0			1-0-0		
0-3-0		0-2-0		0-0-			AWAY			0-0-0			0-0-0			0-0-0		
0-0-0		0-0-0		0-0-0			NEUTRAL			0-0-0			0-0-0			0-0-0		
0-4-0		0-1-0		0-1-0			CONFERENCE			0-2-0			0-0-0			0-0-0		
0-2-0		0-0-0		0-0-0			HOME			0-2-0			0-0-0			0-0-0		
0-2-0		0-1-0		0-1-0			AWAY			0-0-0			0-0-0			0-0-0		
0-0-0		0-0-0		0-0-0			NEUTRAL			0-0-0			0-0-0			0-0-0		
RPI	S	Opponent		Score		RPI	S	Opponent		Score		RPI	S	Opponent		Score		
8	A	Georgetown		1	4	36	A	Maryland		0	2	67	H	San Francisco		1	2	
20	A	Marquette		0	2	37	H	Xavier		4	0	75	H	Michigan		1	2	
21	A	Michigan St.		1	2	45	H	St. John's (NY)		1	1	86	H	Rutgers		2	3	
						49	A	George Mason		1	2							
LAST 10 GAMES																		
45	H	St. John's (NY)		1	1	21	A	Michigan St.		1	2							
86	H	Rutgers		2	3	186	H	Green Bay		1	0							
8	A	Georgetown		1	4	75	H	Michigan		1	2							
49	A	George Mason		1	2	20	A	Marquette		0	2							
37	H	Xavier		4	0	36	A	Maryland		0	2							

Non-Div. I Games:

Wisconsin

Average RPI Win:	165	WON-LOST RECORD	WINNING PCT. RANK	LAST 10 GAMES	STRENGTH OF SCHEDULE	OPP. STRENGTH OF SCHEDULE	TEAM RPI	ADJ RPI	CONF. RPI	ADJ CONF. RPI			
Average RPI Loss:	68	5-8-0	.38462	145	4-6-0	121	113	139	.462	132	9	9	
DIV. I ONLY		3-7-0	.3	167	2-5-0	98	112	136	.47074	130	8	8	
DIV. I NON-CONF.													
<hr/>													
TOTALS	RPI 1-25	RPI 26-50		W-L RECORDS		RPI 51-100		RPI 101-150		RPI 150+			
5-8-0	0-2-0	0-1-0		OVERALL		0-4-0		1-1-0		4-0-0			
3-2-0	0-1-0	0-0-0		HOME		0-1-0		1-0-0		2-0-0			
2-6-0	0-1-0	0-1-0		AWAY		0-3-0		0-1-0		2-0-0			
0-0-0	0-0-0	0-0-0		NEUTRAL		0-0-0		0-0-0		0-0-0			
3-7-0	0-2-0	0-0-0		NON-CONFERENCE		0-4-0		0-1-0		3-0-0			
2-2-0	0-1-0	0-0-0		HOME		0-1-0		0-0-0		2-0-0			
1-5-0	0-1-0	0-0-		AWAY		0-3-0		0-1-0		1-0-0			
0-0-0	0-0-0	0-0-0		NEUTRAL		0-0-0		0-0-0		0-0-0			
2-1-0	0-0-0	0-1-0		CONFERENCE		0-0-0		1-0-0		1-0-0			
1-0-0	0-0-0	0-0-0		HOME		0-0-0		1-0-0		0-0-0			
1-1-0	0-0-0	0-1-0		AWAY		0-0-0		0-0-0		1-0-0			
0-0-0	0-0-0	0-0-0		NEUTRAL		0-0-0		0-0-0		0-0-0			
RPI	S	Opponent	Score	RPI	S	Opponent	Score	RPI	S	Opponent	Score		
19	A	Providence	1 3	48	A	Elon	0 5	64	H	Holy Cross	0 1		
24	H	Boston U.	1 2					87	A	Old Dominion	0 1		
								93	A	Harvard	2 3		
								99	A	VCU	0 2		
										113	A	Hartford	0 1
										147	H	Drexel	1 0
										155	H	New Hampshire	1 0
										169	H	UMass Lowell	2 1
										170	A	Col. of Charleston	1 0
										184	A	Stony Brook	3 2
<hr/>													
LAST 10 GAMES													
93	A	Harvard	2 3	48	A	Elon	0 5						
19	A	Providence	1 3	147	H	Drexel	1 0						
24	H	Boston U.	1 2	170	A	Col. of Charleston	1 0						
169	H	UMass Lowell	2 1	64	H	Holy Cross	0 1						
87	A	Old Dominion	0 1	184	A	Stony Brook	3 2						

Non-Div. I Games:

Northeastern

Average RPI Win: 138		WON-LOST	WINNING	LAST 10	STRENGTH OF	OPP. STRENGTH	TEAM	ADJ	CONF.	ADJ CONF.			
Average RPI Loss: 73		RECORD	PCT. RANK	GAMES	SCHEDULE	OF SCHEDULE	RPI	RPI	RPI	RPI			
DIV. I ONLY		4-6-2	.41667	137	3-5-2	108	101	130	.46186	133	4	4	
DIV. I NON-CONF.		3-4-2	.44444	129	2-3-2	119	137	144	.4489	146	3	3	
<hr/>													
TOTALS		RPI 1-25	RPI 26-50		W-L RECORDS		RPI 51-100		RPI 101-150		RPI 150+		
4-6-2		0-2-0	0-1-0		OVERALL		0-1-1		3-1-1		1-1-0		
3-2-1		0-1-0	0-0-0		HOME		0-0-1		3-1-0		0-0-0		
1-4-1		0-1-0	0-1-0		AWAY		0-1-0		0-0-1		1-1-0		
0-0-0		0-0-0	0-0-0		NEUTRAL		0-0-0		0-0-0		0-0-0		
3-4-2		0-1-0	0-1-0		NON-CONFERENCE		0-0-1		2-1-1		1-1-0		
2-1-1		0-0-0	0-0-0		HOME		0-0-1		2-1-0		0-0-0		
1-3-1		0-1-0	0-0-		AWAY		0-0-0		0-0-1		1-1-0		
0-0-0		0-0-0	0-0-0		NEUTRAL		0-0-0		0-0-0		0-0-0		
1-2-0		0-1-0	0-0-0		CONFERENCE		0-1-0		1-0-0		0-0-0		
1-1-0		0-1-0	0-0-0		HOME		0-0-0		1-0-0		0-0-0		
0-1-0		0-0-0	0-0-0		AWAY		0-1-0		0-0-0		0-0-0		
0-0-0		0-0-0	0-0-0		NEUTRAL		0-0-0		0-0-0		0-0-0		
RPI	S	Opponent	Score	RPI	S	Opponent	Score	RPI	S	Opponent	Score		
8	H	Georgetown	0 2	42	A	Ill.-Chicago	1 2	88	A	Villanova	0 4		
16	A	Northwestern	0 1					98	H	Loyola Chicago	0 0		
										107	H	Utah Valley	1 0
										109	H	Seton Hall	3 1
										129	H	Western Mich.	0 1
										149	H	Drake	3 2
										150	A	SIUE	1 1
										153	A	Milwaukee	1 2
										186	A	Green Bay	4 3
<hr/>													
LAST 10 GAMES													
				42	A	Ill.-Chicago	1 2	8	H	Georgetown	0 2		
				149	H	Drake	3 2	88	A	Villanova	0 4		
				150	A	SIUE	1 1	98	H	Loyola Chicago	0 0		
				129	H	Western Mich.	0 1	109	H	Seton Hall	3 1		
				107	H	Utah Valley	1 0	16	A	Northwestern	0 1		

Non-Div. I Games:

DePaul

Average RPI Win: 161		WON-LOST	WINNING	LAST 10	STRENGTH OF		OPP. STRENGTH	TEAM	ADJ	CONF.	ADJ CONF.
Average RPI Loss: 95		RECORD	PCT. RANK	GAMES	SCHEDULE		OF SCHEDULE	RPI	RPI	RPI	RPI
DIV. I ONLY		7-4-0	.63636	45	6-4-0		199	133	128	.46183	134
DIV. I NON-CONF.		4-3-0	.57143	70	3-3-0		190	124	128	.46922	131
TOTALS		RPI 1-25	RPI 26-50		W-L RECORDS		RPI 51-100		RPI 101-150		RPI 150+
7-4-0		0-2-0	0-0-0		OVERALL		1-0-0		1-0-0		5-2-0
4-0-0		0-0-0	0-0-0		HOME		0-0-0		1-0-0		3-0-0
3-3-0		0-1-0	0-0-0		AWAY		1-0-0		0-0-0		2-2-0
0-1-0		0-1-0	0-0-0		NEUTRAL		0-0-0		0-0-0		0-0-0
4-3-0		0-2-0	0-0-0		NON-CONFERENCE		0-0-0		0-0-0		4-1-0
2-0-0		0-0-0	0-0-0		HOME		0-0-0		0-0-0		2-0-0
2-2-0		0-1-0	0-0-		AWAY		0-0-0		0-0-0		2-1-0
0-1-0		0-1-0	0-0-0		NEUTRAL		0-0-0		0-0-0		0-0-0
3-1-0		0-0-0	0-0-0		CONFERENCE		1-0-0		1-0-0		1-1-0
2-0-0		0-0-0	0-0-0		HOME		0-0-0		1-0-0		1-0-0
1-1-0		0-0-0	0-0-0		AWAY		1-0-0		0-0-0		0-1-0
0-0-0		0-0-0	0-0-0		NEUTRAL		0-0-0		0-0-0		0-0-0
RPI S	Opponent	Score		RPI S	Opponent	Score		RPI S	Opponent	Score	
3 A	Charlotte	2	3					74 A	Furman	2	0
22 N	Winthrop	0	1					121 H	East Tenn. St.	4	3
								160 A	UNC Greensboro	1	2
								166 A	Jacksonville	3	1
								170 H	Col. of Charleston	2	0
								194 A	Presbyterian	1	2
								197 A	Gardner-Webb	3	0
								198 H	USC Upstate	3	2
								204 H	VMI	7	1
LAST 10 GAMES											
				198 H	USC Upstate	3	2	204 H	VMI	7	1
				166 A	Jacksonville	3	1	74 A	Furman	2	0
				3 A	Charlotte	2	3	160 A	UNC Greensboro	1	2
				194 A	Presbyterian	1	2	121 H	East Tenn. St.	4	3
				22 N	Winthrop	0	1	170 H	Col. of Charleston	2	0

Non-Div. I Games:

Wofford

Average RPI Win: 163		WON-LOST RECORD		WINNING PCT. RANK		LAST 10 GAMES		STRENGTH OF SCHEDULE		OPP. STRENGTH OF SCHEDULE		TEAM RPI		ADJ RPI		CONF. RPI		ADJ CONF. RPI	
DIV. I ONLY		4-5-2		.45455 123		4-4-2		102		186		133		.46123 135		15		15	
DIV. I NON-CONF.		3-2-2		.57143 70		3-1-2		146		190		153		.43859 152		19		19	
TOTALS		RPI 1-25		RPI 26-50		W-L RECORDS		RPI 51-100		RPI 101-150		RPI 150+							
4-5-2		0-0-0		0-0-0		OVERALL		0-3-0		1-0-2		3-2-0							
3-1-0		0-0-0		0-0-0		HOME		0-1-0		1-0-0		2-0-0							
1-4-2		0-0-0		0-0-0		AWAY		0-2-0		0-0-2		1-2-0							
0-0-0		0-0-0		0-0-0		NEUTRAL		0-0-0		0-0-0		0-0-0							
3-2-2		0-0-0		0-0-0		NON-CONFERENCE		0-0-0		1-0-2		2-2-0							
2-0-0		0-0-0		0-0-0		HOME		0-0-0		1-0-0		1-0-0							
1-2-2		0-0-0		0-0-		AWAY		0-0-0		0-0-2		1-2-0							
0-0-0		0-0-0		0-0-0		NEUTRAL		0-0-0		0-0-0		0-0-0							
1-3-0		0-0-0		0-0-0		CONFERENCE		0-3-0		0-0-0		1-0-0							
1-1-0		0-0-0		0-0-0		HOME		0-1-0		0-0-0		1-0-0							
0-2-0		0-0-0		0-0-0		AWAY		0-2-0		0-0-0		0-0-0							
0-0-0		0-0-0		0-0-0		NEUTRAL		0-0-0		0-0-0		0-0-0							
RPI	S	Opponent		Score	RPI	S	Opponent		Score	RPI	S	Opponent		Score					
							59	A Canisius	1 4			114	H Bryant	3 0					
							79	H Iona	0 1			117	A Saint Joseph's	1 1					
							83	A Quinnipiac	1 2			118	A NJIT	3 3					
												162	A St. Francis Brooklyn	0 2					
												173	H Fairfield	3 0					
												174	A Robert Morris	0 3					
												180	H St. Bonaventure	5 0					
												185	A LIU Brooklyn	5 2					
LAST 10 GAMES																			
			118	A NJIT	3 3			83	A Quinnipiac	1 2									
			180	H St. Bonaventure	5 0			59	A Canisius	1 4									
			114	H Bryant	3 0			79	H Iona	0 1									
			185	A LIU Brooklyn	5 2			173	H Fairfield	3 0									
			117	A Saint Joseph's	1 1			162	A St. Francis Brooklyn	0 2									

Non-Div. I Games:

Rider

Average RPI Win: 114		WON-LOST	WINNING	LAST 10	STRENGTH OF	OPP. STRENGTH	TEAM	ADJ	CONF.	ADJ CONF.							
Average RPI Loss: 58		RECORD	PCT. RANK	GAMES	SCHEDULE	OF SCHEDULE	RPI	RPI	RPI	RPI							
DIV. I ONLY		2-9-0	.18182	190	2-8-0	22	91	138	.46091	136	12	12					
DIV. I NON-CONF.		1-7-0	.125	195	1-6-0	1	56	95	.50122	95	9	9					
<hr/>																	
TOTALS		RPI 1-25		RPI 26-50		W-L RECORDS		RPI 51-100		RPI 101-150		RPI 150+					
2-9-0		0-4-0		1-1-0		OVERALL		0-1-0		0-2-0		1-1-0					
1-2-0		0-1-0		1-0-0		HOME		0-1-0		0-0-0		0-0-0					
1-7-0		0-3-0		0-1-0		AWAY		0-0-0		0-2-0		1-1-0					
0-0-0		0-0-0		0-0-0		NEUTRAL		0-0-0		0-0-0		0-0-0					
1-7-0		0-4-0		1-1-0		NON-CONFERENCE		0-0-0		0-1-0		0-1-0					
1-1-0		0-1-0		1-0-0		HOME		0-0-0		0-0-0		0-0-0					
0-6-0		0-3-0		0-0-		AWAY		0-0-0		0-1-0		0-1-0					
0-0-0		0-0-0		0-0-0		NEUTRAL		0-0-0		0-0-0		0-0-0					
1-2-0		0-0-0		0-0-0		CONFERENCE		0-1-0		0-1-0		1-0-0					
0-1-0		0-0-0		0-0-0		HOME		0-1-0		0-0-0		0-0-0					
1-1-0		0-0-0		0-0-0		AWAY		0-0-0		0-1-0		1-0-0					
0-0-0		0-0-0		0-0-0		NEUTRAL		0-0-0		0-0-0		0-0-0					
RPI	S	Opponent		Score		RPI	S	Opponent		Score		RPI	S	Opponent		Score	
2	H	Washington		0	4	32	H	UNLV		4	2	56	H	St. Mary's (CA)		0	1
9	A	Stanford		0	3	44	A	Seattle		0	1			107 A Utah Valley		0	2
17	A	California		0	1									112 A Portland		0	1
20	A	Marquette		0	2									153 A Milwaukee		1	2
														196 A Pacific		4	3
<hr/>																	
LAST 10 GAMES																	
32	H	UNLV		4	2	112	A	Portland		0	1						
17	A	California		0	1	56	H	St. Mary's (CA)		0	1						
107	A	Utah Valley		0	2	196	A	Pacific		4	3						
153	A	Milwaukee		1	2	44	A	Seattle		0	1						
20	A	Marquette		0	2	9	A	Stanford		0	3						

Non-Div. I Games:

Gonzaga

Average RPI Win: 120		WON-LOST RECORD	WINNING PCT. RANK	LAST 10 GAMES	STRENGTH OF SCHEDULE	OPP. STRENGTH OF SCHEDULE	TEAM RPI	ADJ RPI	CONF. RPI	ADJ CONF. RPI		
Average RPI Loss: 91												
DIV. I ONLY		4-6-1	.40909 139	3-6-1	100	125	129	.4609 137	7	8		
DIV. I NON-CONF.		3-3-1	.5 103	2-3-1	92	129	130	.46889 133	12	12		
<hr/>												
TOTALS		RPI 1-25		RPI 26-50		W-L RECORDS		RPI 51-100		RPI 101-150		RPI 150+
4-6-1		0-0-0		0-1-0		OVERALL		2-2-0		0-3-1		2-0-0
3-3-0		0-0-0		0-0-0		HOME		2-1-0		0-2-0		1-0-0
1-3-1		0-0-0		0-1-0		AWAY		0-1-0		0-1-1		1-0-0
0-0-0		0-0-0		0-0-0		NEUTRAL		0-0-0		0-0-0		0-0-0
3-3-1		0-0-0		0-1-0		NON-CONFERENCE		2-1-0		0-1-1		1-0-0
3-1-0		0-0-0		0-0-0		HOME		2-0-0		0-1-0		1-0-0
0-2-1		0-0-0		0-0-		AWAY		0-1-0		0-0-1		0-0-0
0-0-0		0-0-0		0-0-0		NEUTRAL		0-0-0		0-0-0		0-0-0
1-3-0		0-0-0		0-0-0		CONFERENCE		0-1-0		0-2-0		1-0-0
0-2-0		0-0-0		0-0-0		HOME		0-1-0		0-1-0		0-0-0
1-1-0		0-0-0		0-0-0		AWAY		0-0-0		0-1-0		1-0-0
0-0-0		0-0-0		0-0-0		NEUTRAL		0-0-0		0-0-0		0-0-0
RPI	S	Opponent	Score	RPI	S	Opponent	Score	RPI	S	Opponent	Score	
				47	A	Loyola Marymount	0 1	52	A	UC Santa Barbara	1 4	
								56	H	St. Mary's (CA)	1 0	
								57	H	Navy	0 2	
								91	H	Siena	3 1	
										102	H Army	1 2
										141	H Niagara	1 2
										144	A Albany (NY)	1 1
										145	A Loyola Maryland	0 1
										152	A Lafayette	2 1
										182	H Fairleigh Dickinson	3 1
<hr/>												
LAST 10 GAMES												
				182	H	Fairleigh Dickinson	3 1	57	H	Navy	0 2	
				47	A	Loyola Marymount	0 1	102	H	Army	1 2	
				52	A	UC Santa Barbara	1 4	145	A	Loyola Maryland	0 1	
				144	A	Albany (NY)	1 1	152	A	Lafayette	2 1	
				141	H	Niagara	1 2	91	H	Siena	3 1	

Non-Div. I Games:

Colgate

Average RPI Win: 177		WON-LOST	WINNING	LAST 10	STRENGTH OF		OPP. STRENGTH	TEAM	ADJ	CONF.	ADJ CONF.
Average RPI Loss: 64		RECORD	PCT. RANK	GAMES	SCHEDULE		OF SCHEDULE	RPI	RPI	RPI	RPI
DIV. I ONLY		2-8-2	.25	178	1-7-2		44	144	142	.45541	138
DIV. I NON-CONF.		1-6-1	.1875	185	0-5-1		48	161	148	.45405	144
TOTALS		RPI 1-25	RPI 26-50		W-L RECORDS		RPI 51-100		RPI 101-150		RPI 150+
2-8-2		0-0-0	0-3-0		OVERALL		0-3-2		0-2-0		2-0-0
1-3-2		0-0-0	0-0-0		HOME		0-2-2		0-1-0		1-0-0
1-3-0		0-0-0	0-2-0		AWAY		0-1-0		0-0-0		1-0-0
0-2-0		0-0-0	0-1-0		NEUTRAL		0-0-0		0-1-0		0-0-0
1-6-1		0-0-0	0-3-0		NON-CONFERENCE		0-1-1		0-2-0		1-0-0
1-2-1		0-0-0	0-0-0		HOME		0-1-1		0-1-0		1-0-0
0-2-0		0-0-0	0-0-		AWAY		0-0-0		0-0-0		0-0-0
0-2-0		0-0-0	0-1-0		NEUTRAL		0-0-0		0-1-0		0-0-0
1-2-1		0-0-0	0-0-0		CONFERENCE		0-2-1		0-0-0		1-0-0
0-1-1		0-0-0	0-0-0		HOME		0-1-1		0-0-0		0-0-0
1-1-0		0-0-0	0-0-0		AWAY		0-1-0		0-0-0		1-0-0
0-0-0		0-0-0	0-0-0		NEUTRAL		0-0-0		0-0-0		0-0-0
RPI S	Opponent	Score	RPI S	Opponent	Score	RPI S	Opponent	Score	RPI S	Opponent	Score
			26 A	New Mexico	1 2	51 A	UC Davis	0 1	101 H	Bakersfield	1 3
			32 A	UNLV	0 2	52 H	UC Santa Barbara	1 1	107 N	Utah Valley	0 1
			33 N	American	0 1	76 H	Santa Clara	0 1	157 A	Sacramento St.	4 0
						78 H	San Diego	0 0	196 H	Pacific	5 1
						89 H	Cal Poly	0 1			
LAST 10 GAMES											
			107 N	Utah Valley	0 1	52 H	UC Santa Barbara	1 1			
			78 H	San Diego	0 0	89 H	Cal Poly	0 1			
			76 H	Santa Clara	0 1	51 A	UC Davis	0 1			
			101 H	Bakersfield	1 3	157 A	Sacramento St.	4 0			
			33 N	American	0 1	32 A	UNLV	0 2			

Non-Div. I Games:

UC Riverside

Stetson

Stetson

Average RPI Win: 137		WON-LOST RECORD	WINNING PCT. RANK		LAST 10 GAMES	STRENGTH OF SCHEDULE	OPP. STRENGTH OF SCHEDULE	TEAM RPI	ADJ RPI	CONF. RPI	ADJ CONF. RPI					
Average RPI Loss: 90																
DIV. I ONLY		4-7-0	.36364	154	3-7-0	99	141	140	.45197	140	19	19				
DIV. I NON-CONF.		4-4-0	.5	103	3-4-0	59	135	113	.48718	110	15	15				
<hr/>																
TOTALS		RPI 1-25		RPI 26-50		W-L RECORDS		RPI 51-100		RPI 101-150		RPI 150+				
4-7-0		0-0-0		0-2-0		OVERALL		1-3-0		1-1-0		2-1-0				
2-3-0		0-0-0		0-2-0		HOME		1-0-0		0-0-0		1-1-0				
0-4-0		0-0-0		0-0-0		AWAY		0-3-0		0-1-0		0-0-0				
2-0-0		0-0-0		0-0-0		NEUTRAL		0-0-0		1-0-0		1-0-0				
4-4-0		0-0-0		0-2-0		NON-CONFERENCE		1-2-0		1-0-0		2-0-0				
2-2-0		0-0-0		0-2-0		HOME		1-0-0		0-0-0		1-0-0				
0-2-0		0-0-0		0-0-		AWAY		0-2-0		0-0-0		0-0-0				
2-0-0		0-0-0		0-0-0		NEUTRAL		0-0-0		1-0-0		1-0-0				
0-3-0		0-0-0		0-0-0		CONFERENCE		0-1-0		0-1-0		0-1-0				
0-1-0		0-0-0		0-0-0		HOME		0-0-0		0-0-0		0-1-0				
0-2-0		0-0-0		0-0-0		AWAY		0-1-0		0-1-0		0-0-0				
0-0-0		0-0-0		0-0-0		NEUTRAL		0-0-0		0-0-0		0-0-0				
RPI	S	Opponent	Score	RPI	S	Opponent	Score	RPI	S	Opponent	Score					
				32	H	UNLV	3 4	77	A	CSUN	0 1	126	N	Mercer	2 1	
				37	H	Xavier	2 4	78	A	San Diego	2 5	150	A	SIUE	0 2	
								81	H	Denver	2 1	159	H	Evansville	1 2	
								98	A	Loyola Chicago	1 2	163	H	San Jose St.	3 2	
												179	N	Marshall	4 0	
<hr/>																
LAST 10 GAMES																
				179	N	Marshall	4 0	159	H	Evansville	1 2					
				77	A	CSUN	0 1	81	H	Denver	2 1					
				78	A	San Diego	2 5	150	A	SIUE	0 2					
				37	H	Xavier	2 4	98	A	Loyola Chicago	1 2					
				32	H	UNLV	3 4	126	N	Mercer	2 1					

Non-Div. I Games:

Bradley

Average RPI Win: 164		WON-LOST	WINNING	LAST 10	STRENGTH OF	OPP. STRENGTH	TEAM	ADJ		CONF.	ADJ CONF.			
Average RPI Loss: 74		RECORD	PCT. RANK	GAMES				RPI						
DIV. I ONLY		4-7-2	.38462	145	3-5-2	130	117	147	.44911	141	15	15		
DIV. I NON-CONF.		3-5-1	.38889	143	2-3-1	139	85	152	.44686	148	19	19		
TOTALS		RPI 1-25	RPI 26-50		W-L RECORDS	RPI 51-100		RPI 101-150		RPI 150+				
4-7-2	0-1-0		0-1-0		OVERALL	0-4-1		2-1-0		2-0-1				
1-2-1	0-0-0		0-0-0		HOME	0-2-1		1-0-0		0-0-0				
3-3-1	0-1-0		0-1-0		AWAY	0-1-0		1-0-0		2-0-1				
0-2-0	0-0-0		0-0-0		NEUTRAL	0-1-0		0-1-0		0-0-0				
3-5-1	0-1-0		0-1-0		NON-CONFERENCE	0-2-0		2-1-0		1-0-1				
1-1-0	0-0-0		0-0-0		HOME	0-1-0		1-0-0		0-0-0				
2-2-1	0-1-0		0-0-		AWAY	0-0-0		1-0-0		1-0-1				
0-2-0	0-0-0		0-0-0		NEUTRAL	0-1-0		0-1-0		0-0-0				
1-2-1	0-0-0		0-0-0		CONFERENCE	0-2-1		0-0-0		1-0-0				
0-1-1	0-0-0		0-0-0		HOME	0-1-1		0-0-0		0-0-0				
1-1-0	0-0-0		0-0-0		AWAY	0-1-0		0-0-0		1-0-0				
0-0-0	0-0-0		0-0-0		NEUTRAL	0-0-0		0-0-0		0-0-0				
RPI	S	Opponent	Score		RPI	S	Opponent	Score		RPI	S	Opponent	Score	
4	A	Syracuse	0 3		43	A	West Virginia	0 2		82	N	Bowling Green	0 4	
										83	A	Quinnipiac	0 2	
										91	H	Siena	1 2	
										92	H	Monmouth	0 0	
										94	H	Detroit	0 1	
										124	N	Binghamton	0 2	
										137	A	Colgate	2 1	
										148	H	Buffalo	2 1	
										164	A	Pittsburgh	1 1	
										180	A	St. Bonaventure	1 0	
										192	A	Saint Peter's	2 1	
LAST 10 GAMES														
164	A	Pittsburgh	1	1	192	A	Saint Peter's	2	1					
94	H	Detroit	0	1	91	H	Siena	1	2					
180	A	St. Bonaventure	1	0	92	H	Monmouth	0	0					
148	H	Buffalo	2	1	83	A	Quinnipiac	0	2					
124	N	Binghamton	0	2	43	A	West Virginia	0	2					

Non-Div. I Games:

Niagara

Average RPI Win: 100		WON-LOST	WINNING	LAST 10	STRENGTH OF		OPP. STRENGTH	TEAM	ADJ	CONF.	ADJ CONF.
Average RPI Loss: 99		RECORD	PCT. RANK	GAMES	SCHEDULE		OF SCHEDULE	RPI	RPI	RPI	RPI
DIV. I ONLY		2-5-4	.36364	154	2-5-3		63	177	141	.44771	142
DIV. I NON-CONF.		2-4-3	.38889	143	2-4-2		76	174	146	.44521	149
TOTALS		RPI 1-25	RPI 26-50		W-L RECORDS		RPI 51-100		RPI 101-150		RPI 150+
2-5-4		0-0-0	0-1-0		OVERALL		1-2-0		1-1-2		0-1-2
1-2-3		0-0-0	0-1-0		HOME		0-1-0		1-0-1		0-0-2
0-3-0		0-0-0	0-0-0		AWAY		0-1-0		0-1-0		0-1-0
1-0-1		0-0-0	0-0-0		NEUTRAL		1-0-0		0-0-1		0-0-0
2-4-3		0-0-0	0-1-0		NON-CONFERENCE		1-1-0		1-1-1		0-1-2
1-1-2		0-0-0	0-1-0		HOME		0-0-0		1-0-0		0-0-2
0-3-0		0-0-0	0-0-		AWAY		0-1-0		0-1-0		0-1-0
1-0-1		0-0-0	0-0-0		NEUTRAL		1-0-0		0-0-1		0-0-0
0-1-1		0-0-0	0-0-0		CONFERENCE		0-1-0		0-0-1		0-0-0
0-1-1		0-0-0	0-0-0		HOME		0-1-0		0-0-1		0-0-0
0-0-0		0-0-0	0-0-0		AWAY		0-0-0		0-0-0		0-0-0
0-0-0		0-0-0	0-0-0		NEUTRAL		0-0-0		0-0-0		0-0-0
RPI S	Opponent	Score	RPI S	Opponent	Score	RPI S	Opponent	Score	RPI S	Opponent	Score
			46 H	Western Ill.	0 2	82 A	Bowling Green	1 2	105 H	Wright St.	4 3
						84 H	FGCU	1 3	127 N	High Point	1 1
						94 N	Detroit	1 0	128 H	Lipscomb	0 0
									129 A	Western Mich.	0 4
									154 H	IPFW	1 1
									156 A	IUPUI	0 2
									161 H	Cincinnati	1 1
LAST 10 GAMES											
156 A	IUPUI	0 2	84 H	FGCU	1 3						
154 H	IPFW	1 1	128 H	Lipscomb	0 0						
82 A	Bowling Green	1 2	46 H	Western Ill.	0 2						
127 N	High Point	1 1	129 A	Western Mich.	0 4						
94 N	Detroit	1 0	105 H	Wright St.	4 3						

Non-Div. I Games:

Northern Ky.

Average RPI Win:		182	WON-LOST RECORD		WINNING PCT. RANK		LAST 10 GAMES		STRENGTH OF SCHEDULE		OPP. STRENGTH OF SCHEDULE		TEAM RPI		ADJ RPI		CONF. RPI		ADJ CONF. RPI			
Average RPI Loss:		48																				
DIV. I ONLY			4-4-2		.5 100		4-4-2		189		80		148		.4477 143		18		18			
DIV. I NON-CONF.			3-3-1		.5 103		3-3-1		170		61		145		.45681 142		16		17			
TOTALS		RPI 1-25		RPI 26-50		W-L RECORDS		RPI 51-100		RPI 101-150		RPI 150+										
4-4-2		0-1-0		0-1-0		OVERALL		0-2-1		0-0-1		4-0-0										
3-2-0		0-1-0		0-0-0		HOME		0-1-0		0-0-0		3-0-0										
1-2-1		0-0-0		0-1-0		AWAY		0-1-0		0-0-1		1-0-0										
0-0-1		0-0-0		0-0-0		NEUTRAL		0-0-1		0-0-0		0-0-0										
3-3-1		0-1-0		0-0-0		NON-CONFERENCE		0-2-1		0-0-0		3-0-0										
2-2-0		0-1-0		0-0-0		HOME		0-1-0		0-0-0		2-0-0										
1-1-0		0-0-0		0-0-		AWAY		0-1-0		0-0-0		1-0-0										
0-0-1		0-0-0		0-0-0		NEUTRAL		0-0-1		0-0-0		0-0-0										
1-1-1		0-0-0		0-1-0		CONFERENCE		0-0-0		0-0-1		1-0-0										
1-0-0		0-0-0		0-0-0		HOME		0-0-0		0-0-0		1-0-0										
0-1-1		0-0-0		0-1-0		AWAY		0-0-0		0-0-1		0-0-0										
0-0-0		0-0-0		0-0-0		NEUTRAL		0-0-0		0-0-0		0-0-0										
RPI	S	Opponent		Score		RPI	S	Opponent		Score		RPI	S	Opponent		Score						
9	H	Stanford		1	2	46	A	Western Ill.		0	1	61	A	Cal St. Fullerton		1	3	146	A	Oral Roberts	0	0
												76	H	Santa Clara		2	3	161	H	Cincinnati	3	1
												77	N	CSUN		0	0	172	A	UMKC	1	0
																		195	H	Belmont	3	1
																		199	H	Eastern Ill.	1	0
LAST 10 GAMES																						
						172	A	UMKC		1	0	46	A	Western Ill.		0	1					
						195	H	Belmont		3	1	146	A	Oral Roberts		0	0					
						161	H	Cincinnati		3	1	199	H	Eastern Ill.		1	0					
						9	H	Stanford		1	2	61	A	Cal St. Fullerton		1	3					
						76	H	Santa Clara		2	3	77	N	CSUN		0	0					

Non-Div. I Games:

Omaha

Average RPI Win: 84		WON-LOST	WINNING	LAST 10	STRENGTH OF		OPP. STRENGTH	TEAM	ADJ		CONF.	ADJ CONF.					
Average RPI Loss: 101		RECORD	PCT. RANK	GAMES	SCHEDULE		OF SCHEDULE	RPI	RPI		RPI	RPI					
DIV. I ONLY		3-5-5	.42308	134	2-5-3		74	168	131	.44596	144	16	17				
DIV. I NON-CONF.		2-4-5	.40909	142	1-4-3		66	170	124	.45754	141	17	16				
TOTALS		RPI 1-25	RPI 26-50		W-L RECORDS		RPI 51-100		RPI 101-150		RPI 150+						
3-5-5	0-1-0	0-0-0		OVERALL		3-2-0		0-0-2		0-2-3							
2-2-2	0-0-0	0-0-0		HOME		2-1-0		0-0-1		0-1-1							
1-3-2	0-1-0	0-0-0		AWAY		1-1-0		0-0-1		0-1-1							
0-0-1	0-0-0	0-0-0		NEUTRAL		0-0-0		0-0-0		0-0-1							
2-4-5	0-1-0	0-0-0		NON-CONFERENCE		2-2-0		0-0-2		0-1-3							
1-2-2	0-0-0	0-0-0		HOME		1-1-0		0-0-1		0-1-1							
1-2-2	0-1-0	0-0-		AWAY		1-1-0		0-0-1		0-0-1							
0-0-1	0-0-0	0-0-0		NEUTRAL		0-0-0		0-0-0		0-0-1							
1-1-0	0-0-0	0-0-0		CONFERENCE		1-0-0		0-0-0		0-1-0							
1-0-0	0-0-0	0-0-0		HOME		1-0-0		0-0-0		0-0-0							
0-1-0	0-0-0	0-0-0		AWAY		0-0-0		0-0-0		0-1-0							
0-0-0	0-0-0	0-0-0		NEUTRAL		0-0-0		0-0-0		0-0-0							
RPI	S	Opponent		Score		RPI	S	Opponent		Score		RPI	S	Opponent		Score	
4	A	Syracuse		1	2												

Non-Div. I Games:

Albany (NY)

Average RPI Win:	167	WON-LOST RECORD	WINNING PCT. RANK	LAST 10 GAMES	STRENGTH OF SCHEDULE	OPP. STRENGTH OF SCHEDULE	TEAM RPI	ADJ RPI	CONF. RPI	ADJ CONF. RPI	
DIV. I ONLY		4-5-2	.45455 123	4-4-2	175	120	155	.44326 145	7	8	
DIV. I NON-CONF.		3-2-2	.57143 70	3-1-2	180	156	165	.42817 161	12	12	
<hr/>											
TOTALS	RPI 1-25	RPI 26-50		W-L RECORDS	RPI 51-100		RPI 101-150		RPI 150+		
4-5-2	0-0-0	0-0-0		OVERALL	0-2-0		2-3-2		2-0-0		
3-1-0	0-0-0	0-0-0		HOME	0-0-0		1-1-0		2-0-0		
1-4-2	0-0-0	0-0-0		AWAY	0-2-0		1-2-2		0-0-0		
0-0-0	0-0-0	0-0-0		NEUTRAL	0-0-0		0-0-0		0-0-0		
<hr/>											
3-2-2	0-0-0	0-0-0		NON-CONFERENCE	0-1-0		1-1-2		2-0-0		
2-0-0	0-0-0	0-0-0		HOME	0-0-0		0-0-0		2-0-0		
1-2-2	0-0-0	0-0-		AWAY	0-1-0		1-1-2		0-0-0		
0-0-0	0-0-0	0-0-0		NEUTRAL	0-0-0		0-0-0		0-0-0		
<hr/>											
1-3-0	0-0-0	0-0-0		CONFERENCE	0-1-0		1-2-0		0-0-0		
1-1-0	0-0-0	0-0-0		HOME	0-0-0		1-1-0		0-0-0		
0-2-0	0-0-0	0-0-0		AWAY	0-1-0		0-1-0		0-0-0		
0-0-0	0-0-0	0-0-0		NEUTRAL	0-0-0		0-0-0		0-0-0		
<hr/>											
RPI S	Opponent	Score	RPI S	Opponent	Score	RPI S	Opponent	Score	RPI S	Opponent	Score
						64 A	Holy Cross	0 2	102 A	Army	1 2
						95 A	Saint Francis (PA)	0 2	103 A	Campbell	0 1
									108 A	UMBC	1 1
									122 H	Bucknell	1 4
									137 H	Colgate	1 0
									139 A	Stetson	1 1
									147 A	Drexel	1 0
									181 H	La Salle	1 0
									201 H	Howard	1 0
						<hr/>					
			LAST 10 GAMES								
			181 H	La Salle	1 0	102 A	Army	1 2			
			139 A	Stetson	1 1	122 H	Bucknell	1 4			
			147 A	Drexel	1 0	137 H	Colgate	1 0			
			103 A	Campbell	0 1	64 A	Holy Cross	0 2			
			201 H	Howard	1 0	108 A	UMBC	1 1			

Non-Div. I Games:

Loyola Maryland

Average RPI Win: 169		WON-LOST	WINNING	LAST 10	STRENGTH OF		OPP. STRENGTH	TEAM	ADJ	CONF.	ADJ CONF.				
Average RPI Loss: 86		RECORD	PCT. RANK	GAMES	SCHEDULE		OF SCHEDULE	RPI	RPI	RPI	RPI				
DIV. I ONLY		4-5-2	.45455	123	3-5-2		141	193	146	.44251	146	18	18		
DIV. I NON-CONF.		4-3-1	.5625	84	3-3-1		137	197	151	.44723	147	16	17		
TOTALS		RPI 1-25	RPI 26-50		W-L RECORDS		RPI 51-100		RPI 101-150		RPI 150+				
4-5-2		0-0-0	0-1-0		OVERALL		1-3-0		0-0-1		3-1-1				
3-0-1		0-0-0	0-0-0		HOME		1-0-0		0-0-1		2-0-0				
1-5-1		0-0-0	0-1-0		AWAY		0-3-0		0-0-0		1-1-1				
0-0-0		0-0-0	0-0-0		NEUTRAL		0-0-0		0-0-0		0-0-0				
4-3-1		0-0-0	0-1-0		NON-CONFERENCE		1-2-0		0-0-0		3-0-1				
3-0-0		0-0-0	0-0-0		HOME		1-0-0		0-0-0		2-0-0				
1-3-1		0-0-0	0-0-		AWAY		0-2-0		0-0-0		1-0-1				
0-0-0		0-0-0	0-0-0		NEUTRAL		0-0-0		0-0-0		0-0-0				
0-2-1		0-0-0	0-0-0		CONFERENCE		0-1-0		0-0-1		0-1-0				
0-0-1		0-0-0	0-0-0		HOME		0-0-0		0-0-1		0-0-0				
0-2-0		0-0-0	0-0-0		AWAY		0-1-0		0-0-0		0-1-0				
0-0-0		0-0-0	0-0-0		NEUTRAL		0-0-0		0-0-0		0-0-0				
RPI	S	Opponent	Score	RPI	S	Opponent	Score	RPI	S	Opponent	Score	RPI	S	Opponent	Score
				35	A	Tulsa	1 4	66	A	SMU	0 2	143	H	Omaha	0 0
								81	A	Denver	0 4	154	A	IPFW	0 1
								96	A	Missouri St.	0 2	187	A	Incarnate Word	2 1
								96	H	Missouri St.	1 0	187	H	Incarnate Word	3 2
												205	A	Houston Baptist	1 1
												205	H	Houston Baptist	4 3
LAST 10 GAMES															
				205	H	Houston Baptist	4 3	154	A	IPFW	0 1				
				66	A	SMU	0 2	96	A	Missouri St.	0 2				
				35	A	Tulsa	1 4	143	H	Omaha	0 0				
				187	A	Incarnate Word	2 1	187	H	Incarnate Word	3 2				
				205	A	Houston Baptist	1 1	81	A	Denver	0 4				

Non-Div. I Games:

Oral Roberts

Average RPI Win: 139		WON-LOST	WINNING	LAST 10	STRENGTH OF	OPP. STRENGTH	TEAM	ADJ	CONF.	ADJ CONF.					
Average RPI Loss: 100		RECORD	PCT. RANK	GAMES	SCHEDULE	OF SCHEDULE	RPI	RPI	RPI	RPI					
DIV. I ONLY		4-6-3	.42308	134	2-5-3	146	119	145	.44077	147	9	9			
DIV. I NON-CONF.		4-4-2	.5	103	2-3-2	89	133	133	.47157	129	8	8			
<hr/>															
TOTALS		RPI 1-25		RPI 26-50		W-L RECORDS		RPI 51-100		RPI 101-150		RPI 150+			
4-6-3		0-0-0		0-0-1		OVERALL		1-2-0		1-4-1		2-0-1			
2-2-1		0-0-0		0-0-0		HOME		1-1-0		1-1-0		0-0-1			
2-3-2		0-0-0		0-0-1		AWAY		0-1-0		0-2-1		2-0-0			
0-1-0		0-0-0		0-0-0		NEUTRAL		0-0-0		0-1-0		0-0-0			
<hr/>															
4-4-2		0-0-0		0-0-1		NON-CONFERENCE		1-2-0		1-2-1		2-0-0			
2-2-0		0-0-0		0-0-0		HOME		1-1-0		1-1-0		0-0-0			
2-1-2		0-0-0		0-1-		AWAY		0-1-0		0-0-1		2-0-0			
0-1-0		0-0-0		0-0-0		NEUTRAL		0-0-0		0-1-0		0-0-0			
<hr/>															
0-2-1		0-0-0		0-0-0		CONFERENCE		0-0-0		0-2-0		0-0-1			
0-0-1		0-0-0		0-0-0		HOME		0-0-0		0-0-0		0-0-1			
0-2-0		0-0-0		0-0-0		AWAY		0-0-0		0-2-0		0-0-0			
0-0-0		0-0-0		0-0-0		NEUTRAL		0-0-0		0-0-0		0-0-0			
<hr/>															
RPI	S	Opponent	Score	RPI	S	Opponent	Score	RPI	S	Opponent	Score	RPI	S	Opponent	Score
				26	A	New Mexico	1 1	53	A	Penn	0 2	101	N	Bakersfield	1 2
								65	H	Princeton	0 1	104	A	William & Mary	1 3
								88	H	Villanova	1 0	109	H	Seton Hall	2 0
												117	A	Saint Joseph's	0 0
												132	A	Northeastern	0 1
												145	H	Loyola Maryland	0 1
												170	H	Col. of Charleston	2 2
												178	A	Temple	1 0
												182	A	Fairleigh Dickinson	3 0
<hr/>															
LAST 10 GAMES															
				65	H	Princeton	0 1	170	H	Col. of Charleston	2 2				
				101	N	Bakersfield	1 2	132	A	Northeastern	0 1				
				26	A	New Mexico	1 1	104	A	William & Mary	1 3				
				117	A	Saint Joseph's	0 0	109	H	Seton Hall	2 0				
				145	H	Loyola Maryland	0 1	182	A	Fairleigh Dickinson	3 0				

Non-Div. I Games:

Drexel

Average RPI Win: 104		WON-LOST	WINNING	LAST 10	STRENGTH OF		OPP. STRENGTH	TEAM	ADJ		CONF.	ADJ CONF.						
Average RPI Loss: 91		RECORD	PCT. RANK	GAMES	SCHEDULE		OF SCHEDULE	RPI	RPI		RPI	RPI						
DIV. I ONLY		2-7-1	.25	178	2-6-1		66	143	153	.43943	148	8	7					
DIV. I NON-CONF.		2-7-0	.22222	180	2-6-0		83	113	156	.43758	154	7	7					
TOTALS		RPI 1-25	RPI 26-50		W-L RECORDS		RPI 51-100		RPI 101-150		RPI 150+							
2-7-1		0-0-0	0-0-0		OVERALL		1-5-0		1-2-1		0-0-0							
2-1-1		0-0-0	0-0-0		HOME		1-0-0		1-1-1		0-0-0							
0-6-0		0-0-0	0-0-0		AWAY		0-5-0		0-1-0		0-0-0							
0-0-0		0-0-0	0-0-0		NEUTRAL		0-0-0		0-0-0		0-0-0							
2-7-0		0-0-0	0-0-0		NON-CONFERENCE		1-5-0		1-2-0		0-0-0							
2-1-0		0-0-0	0-0-0		HOME		1-0-0		1-1-0		0-0-0							
0-6-0		0-0-0	0-0-		AWAY		0-5-0		0-1-0		0-0-0							
0-0-0		0-0-0	0-0-0		NEUTRAL		0-0-0		0-0-0		0-0-0							
0-0-1		0-0-0	0-0-0		CONFERENCE		0-0-0		0-0-1		0-0-0							
0-0-1		0-0-0	0-0-0		HOME		0-0-0		0-0-1		0-0-0							
0-0-0		0-0-0	0-0-0		AWAY		0-0-0		0-0-0		0-0-0							
0-0-0		0-0-0	0-0-0		NEUTRAL		0-0-0		0-0-0		0-0-0							
RPI	S	Opponent	Score	RPI	S	Opponent	Score	RPI	S	Opponent	Score	RPI	S	Opponent	Score			
								59	A	Canisius	0	1		114	H	Bryant	3	2
								71	A	Cornell	0	5		122	H	Bucknell	0	2
								78	A	San Diego	1	4		129	H	Western Mich.	2	2
								80	A	Duquesne	0	3		141	A	Niagara	1	2
								85	A	San Diego St.	0	1						
								94	H	Detroit	3	2						
LAST 10 GAMES																		
								141	A	Niagara	1	2		129	H	Western Mich.	2	2
								122	H	Bucknell	0	2		71	A	Cornell	0	5
								114	H	Bryant	3	2		80	A	Duquesne	0	3
								85	A	San Diego St.	0	1		94	H	Detroit	3	2
								78	A	San Diego	1	4		59	A	Canisius	0	1

Non-Div. I Games: Houghton 2 0




Buffalo

Drake

Drake

Drake

S
I
U
E

 Tie,  Loss,  Non-Conf, S Site, H Home, A Away, N Neutral Page 150

Average RPI Win:	135	WON-LOST RECORD	WINNING PCT. RANK	LAST 10 GAMES	STRENGTH OF SCHEDULE	OPP. STRENGTH OF SCHEDULE	TEAM RPI	ADJ RPI	CONF. RPI	ADJ CONF. RPI		
DIV. I ONLY		4-6-0	.4	143	4-6-0	154	174	154	.43437	151	11	11
DIV. I NON-CONF.		4-5-0	.44444	129	4-5-0	160	162	161	.42789	162	13	13
<hr/>												
TOTALS	RPI 1-25	RPI 26-50		W-L RECORDS		RPI 51-100		RPI 101-150		RPI 150+		
4-6-0	0-0-0	0-1-0		OVERALL		2-2-0		0-1-0		2-2-0		
1-2-0	0-0-0	0-0-0		HOME		1-1-0		0-0-0		0-1-0		
2-4-0	0-0-0	0-1-0		AWAY		1-1-0		0-1-0		1-1-0		
1-0-0	0-0-0	0-0-0		NEUTRAL		0-0-0		0-0-0		1-0-0		
<hr/>												
4-5-0	0-0-0	0-1-0		NON-CONFERENCE		2-2-0		0-0-0		2-2-0		
1-2-0	0-0-0	0-0-0		HOME		1-1-0		0-0-0		0-1-0		
2-3-0	0-0-0	0-0-		AWAY		1-1-0		0-0-0		1-1-0		
1-0-0	0-0-0	0-0-0		NEUTRAL		0-0-0		0-0-0		1-0-0		
<hr/>												
0-1-0	0-0-0	0-0-0		CONFERENCE		0-0-0		0-1-0		0-0-0		
0-0-0	0-0-0	0-0-0		HOME		0-0-0		0-0-0		0-0-0		
0-1-0	0-0-0	0-0-0		AWAY		0-0-0		0-1-0		0-0-0		
0-0-0	0-0-0	0-0-0		NEUTRAL		0-0-0		0-0-0		0-0-0		
<hr/>												
RPI	S	Opponent	Score	RPI	S	Opponent	Score	RPI	S	Opponent	Score	
				33	A	American	0 2	57	A	Navy	2 1	
								69	A	Virginia Tech	0 1	
								93	H	Harvard	2 1	
								95	H	Saint Francis (PA)	1 2	
										116	A Rhode Island	1 2
										174	A Robert Morris	0 4
										190	A Longwood	3 2
										192	H Saint Peter's	0 4
										201	N Howard	4 1
<hr/>												
LAST 10 GAMES												
				95	H	Saint Francis (PA)	1 2	116	A	Rhode Island	1 2	
				57	A	Navy	2 1	174	A	Robert Morris	0 4	
				93	H	Harvard	2 1	190	A	Longwood	3 2	
				201	N	Howard	4 1	192	H	Saint Peter's	0 4	
				33	A	American	0 2	69	A	Virginia Tech	0 1	

Non-Div. I Games:

George Washington

Average RPI Win: 138		WON-LOST	WINNING	LAST 10	STRENGTH OF	OPP. STRENGTH	TEAM	ADJ	CONF.	ADJ CONF.		
Average RPI Loss: 88		RECORD	PCT. RANK	GAMES	SCHEDULE	OF SCHEDULE	RPI	RPI	RPI	RPI		
DIV. I ONLY		4-6-2	.41667	137	3-5-2	173	98	156	.43313	152	7	8
DIV. I NON-CONF.		3-3-2	.5	103	2-2-2	184	117	174	.41605	169	12	12
<hr/>												
TOTALS		RPI 1-25		RPI 26-50		W-L RECORDS		RPI 51-100		RPI 101-150		RPI 150+
4-6-2		0-0-0		0-0-0		OVERALL		1-4-0		2-2-0		1-0-2
2-2-1		0-0-0		0-0-0		HOME		1-1-0		0-1-0		1-0-1
2-4-1		0-0-0		0-0-0		AWAY		0-3-0		2-1-0		0-0-1
0-0-0		0-0-0		0-0-0		NEUTRAL		0-0-0		0-0-0		0-0-0
3-3-2		0-0-0		0-0-0		NON-CONFERENCE		0-2-0		2-1-0		1-0-2
1-0-1		0-0-0		0-0-0		HOME		0-0-0		0-0-0		1-0-1
2-3-1		0-0-0		0-0-		AWAY		0-2-0		2-1-0		0-0-1
0-0-0		0-0-0		0-0-0		NEUTRAL		0-0-0		0-0-0		0-0-0
1-3-0		0-0-0		0-0-0		CONFERENCE		1-2-0		0-1-0		0-0-0
1-2-0		0-0-0		0-0-0		HOME		1-1-0		0-1-0		0-0-0
0-1-0		0-0-0		0-0-0		AWAY		0-1-0		0-0-0		0-0-0
0-0-0		0-0-0		0-0-0		NEUTRAL		0-0-0		0-0-0		0-0-0
RPI	S	Opponent	Score	RPI	S	Opponent	Score	RPI	S	Opponent	Score	
						57 A Navy	0 1	115 A Fordham			1 2	
						64 H Holy Cross	2 3	124 A Binghamton			1 0	
						71 A Cornell	0 1	137 H Colgate			1 2	
						86 A Rutgers	1 2	144 A Albany (NY)			1 0	
						90 H Lehigh	2 0	162 H St. Francis Brooklyn			2 2	
								164 A Pittsburgh			0 0	
								192 H Saint Peter's			1 0	
<hr/>												
LAST 10 GAMES												
						124 A Binghamton	1 0	64 H Holy Cross			2 3	
						164 A Pittsburgh	0 0	90 H Lehigh			2 0	
						162 H St. Francis Brooklyn	2 2	57 A Navy			0 1	
						71 A Cornell	0 1	137 H Colgate			1 2	
						115 A Fordham	1 2	144 A Albany (NY)			1 0	

Non-Div. I Games:

Lafayette

Average RPI Win: 153		WON-LOST	WINNING	LAST 10	STRENGTH OF		OPP. STRENGTH	TEAM	ADJ	CONF.	ADJ CONF.
Average RPI Loss: 63		RECORD	PCT. RANK	GAMES	SCHEDULE		OF SCHEDULE	RPI	RPI	RPI	RPI
DIV. I ONLY		4-7-2	.38462	145	2-6-2		143	108	150	.43246	153
DIV. I NON-CONF.		3-5-1	.38889	143	1-4-1		78	34	115	.4857	111
TOTALS		RPI 1-25	RPI 26-50		W-L RECORDS		RPI 51-100		RPI 101-150		RPI 150+
4-7-2		0-2-0	0-3-0		OVERALL		0-0-0		3-1-1		1-1-1
3-2-1		0-1-0	0-0-0		HOME		0-0-0		2-0-1		1-1-0
1-5-1		0-1-0	0-3-0		AWAY		0-0-0		1-1-0		0-0-1
0-0-0		0-0-0	0-0-0		NEUTRAL		0-0-0		0-0-0		0-0-0
3-5-1		0-2-0	0-3-0		NON-CONFERENCE		0-0-0		3-0-1		0-0-0
2-1-1		0-1-0	0-0-0		HOME		0-0-0		2-0-1		0-0-0
1-4-0		0-1-0	0-0-0		AWAY		0-0-0		1-0-0		0-0-0
0-0-0		0-0-0	0-0-0		NEUTRAL		0-0-0		0-0-0		0-0-0
1-2-1		0-0-0	0-0-0		CONFERENCE		0-0-0		0-1-0		1-1-1
1-1-0		0-0-0	0-0-0		HOME		0-0-0		0-0-0		1-1-0
0-1-1		0-0-0	0-0-0		AWAY		0-0-0		0-1-0		0-0-1
0-0-0		0-0-0	0-0-0		NEUTRAL		0-0-0		0-0-0		0-0-0
RPI S	Opponent	Score		RPI S	Opponent	Score		RPI S	Opponent	Score	
14 H	Oregon St.	0	2	33 A	American	0	3	105 A	Wright St.	0	3
20 A	Marquette	0	2	46 A	Western Ill.	0	2	120 H	Northern Ill.	2	2
				49 A	George Mason	0	2	133 H	DePaul	2	1
								136 H	Gonzaga	2	1
								149 A	Drake	2	0
								176 H	Cleveland St.	1	3
								186 A	Green Bay	2	2
								195 H	Belmont	2	0
				LAST 10 GAMES							
				120 H	Northern Ill.	2	2	195 H	Belmont	2	0
				20 A	Marquette	0	2	46 A	Western Ill.	0	2
				33 A	American	0	3	105 A	Wright St.	0	3
				49 A	George Mason	0	2	186 A	Green Bay	2	2
				136 H	Gonzaga	2	1	176 H	Cleveland St.	1	3

Non-Div. I Games:

Milwaukee

Average RPI Win: 151		WON-LOST RECORD	WINNING PCT. RANK	LAST 10 GAMES	STRENGTH OF SCHEDULE	OPP. STRENGTH OF SCHEDULE	TEAM RPI	ADJ RPI	CONF. RPI	ADJ CONF. RPI	
Average RPI Loss: 84											
DIV. I ONLY		2-5-4	.36364 154	2-4-3	69	183	143	.43228 154	18	18	
DIV. I NON-CONF.		0-4-4	.25 173	0-3-3	61	196	143	.43548 156	16	17	
<hr/>											
TOTALS		RPI 1-25	RPI 26-50		W-L RECORDS		RPI 51-100		RPI 101-150		RPI 150+
2-5-4		0-0-0	0-2-0		OVERALL		0-1-1		1-1-2		1-1-1
2-2-2		0-0-0	0-0-0		HOME		0-1-0		1-0-1		1-1-1
0-2-2		0-0-0	0-2-0		AWAY		0-0-1		0-0-1		0-0-0
0-1-0		0-0-0	0-0-0		NEUTRAL		0-0-0		0-1-0		0-0-0
0-4-4		0-0-0	0-1-0		NON-CONFERENCE		0-1-1		0-1-2		0-1-1
0-2-2		0-0-0	0-0-0		HOME		0-1-0		0-0-1		0-1-1
0-1-2		0-0-0	0-0-		AWAY		0-0-1		0-0-1		0-0-0
0-1-0		0-0-0	0-0-0		NEUTRAL		0-0-0		0-1-0		0-0-0
2-1-0		0-0-0	0-1-0		CONFERENCE		0-0-0		1-0-0		1-0-0
2-0-0		0-0-0	0-0-0		HOME		0-0-0		1-0-0		1-0-0
0-1-0		0-0-0	0-1-0		AWAY		0-0-0		0-0-0		0-0-0
0-0-0		0-0-0	0-0-0		NEUTRAL		0-0-0		0-0-0		0-0-0
RPI S	Opponent	Score	RPI S	Opponent	Score	RPI S	Opponent	Score	RPI S	Opponent	Score
			32 A	UNLV	0 4	82 H	Bowling Green	0 1	101 N	Bakersfield	0 3
			46 A	Western Ill.	0 1	94 A	Detroit	1 1	129 H	Western Mich.	2 2
									142 A	Northern Ky.	1 1
									146 H	Oral Roberts	1 0
									156 H	IUPUI	4 0
									161 H	Cincinnati	0 5
									186 H	Green Bay	0 0
<hr/>											
LAST 10 GAMES											
			186 H	Green Bay	0 0	146 H	Oral Roberts	1 0			
			161 H	Cincinnati	0 5	94 A	Detroit	1 1			
			142 A	Northern Ky.	1 1	46 A	Western Ill.	0 1			
			101 N	Bakersfield	0 3	82 H	Bowling Green	0 1			
			32 A	UNLV	0 4	156 H	IUPUI	4 0			

Non-Div. I Games: St. Joseph's (IN) 6 0 Asbury 1 0

IPFW

Average RPI Win: 151		WON-LOST	WINNING	LAST 10	STRENGTH OF		OPP. STRENGTH	TEAM	ADJ	CONF.	ADJ CONF.
Average RPI Loss: 116		RECORD	PCT. RANK	GAMES	SCHEDULE		OF SCHEDULE	RPI	RPI	RPI	RPI
DIV. I ONLY		4-6-1	.40909	139	4-5-1		164	172	161	.43137	155
DIV. I NON-CONF.		4-4-1	.5	103	4-3-1		111	176	142	.45853	140
TOTALS		RPI 1-25	RPI 26-50		W-L RECORDS		RPI 51-100		RPI 101-150		RPI 150+
4-6-1	0-0-0	0-0-0		OVERALL		1-2-0		0-3-1		3-1-0	
1-1-1	0-0-0	0-0-0		HOME		1-0-0		0-1-1		0-0-0	
1-5-0	0-0-0	0-0-0		AWAY		0-1-0		0-2-0		1-1-0	
2-0-0	0-0-0	0-0-0		NEUTRAL		0-0-0		0-0-0		2-0-0	
4-4-1	0-0-0	0-0-0		NON-CONFERENCE		1-2-0		0-2-1		3-0-0	
1-1-1	0-0-0	0-0-0		HOME		1-0-0		0-1-1		0-0-0	
1-3-0	0-0-0	0-0-0		AWAY		0-2-0		0-1-0		1-0-0	
2-0-0	0-0-0	0-0-0		NEUTRAL		0-0-0		0-0-0		2-0-0	
0-2-0	0-0-0	0-0-0		CONFERENCE		0-0-0		0-1-0		0-1-0	
0-0-0	0-0-0	0-0-0		HOME		0-0-0		0-0-0		0-0-0	
0-2-0	0-0-0	0-0-0		AWAY		0-0-0		0-1-0		0-1-0	
0-0-0	0-0-0	0-0-0		NEUTRAL		0-0-0		0-0-0		0-0-0	
RPI S	Opponent	Score	RPI S	Opponent	Score	RPI S	Opponent	Score	RPI S	Opponent	Score
						55 H	Hofstra	3 2	114 H	Bryant	0 2
						63 A	Air Force	0 2	123 H	Marist	1 1
						81 A	Denver	0 1	124 A	Binghamton	0 1
									132 A	Northeastern	0 1
									173 N	Fairfield	1 0
									183 A	Massachusetts	1 0
									184 A	Stony Brook	0 1
									192 N	Saint Peter's	1 0
LAST 10 GAMES											
			81 A	Denver	0 1		124 A	Binghamton	0 1		
			63 A	Air Force	0 2		184 A	Stony Brook	0 1		
			173 N	Fairfield	1 0		183 A	Massachusetts	1 0		
			192 N	Saint Peter's	1 0		123 H	Marist	1 1		
			114 H	Bryant	0 2		55 H	Hofstra	3 2		

Non-Div. I Games:

New Hampshire

I
U
P
U
I

IUPUI

Average RPI Win: 119		WON-LOST	WINNING	LAST 10	STRENGTH OF		OPP. STRENGTH	TEAM	ADJ		CONF.	ADJ CONF.		
Average RPI Loss: 100		RECORD	PCT. RANK	GAMES	SCHEDULE		OF SCHEDULE	RPI	RPI		RPI	RPI		
DIV. I ONLY		4-7-2	.38462	145	4-5-1		135	83	144		.43095	157		
DIV. I NON-CONF.		2-5-2	.33333	153	2-3-1		151	139	160		.42219	165		
TOTALS		RPI 1-25	RPI 26-50		W-L RECORDS		RPI 51-100		RPI 101-150		RPI 150+			
4-7-2		0-1-0	0-1-0		OVERALL		2-1-2		0-2-0		2-2-0			
3-4-2		0-0-0	0-1-0		HOME		1-1-2		0-1-0		2-1-0			
1-3-0		0-1-0	0-0-0		AWAY		1-0-0		0-1-0		0-1-0			
0-0-0		0-0-0	0-0-0		NEUTRAL		0-0-0		0-0-0		0-0-0			
2-5-2		0-0-0	0-1-0		NON-CONFERENCE		0-1-2		0-1-0		2-2-0			
2-3-2		0-0-0	0-1-0		HOME		0-1-2		0-0-0		2-1-0			
0-2-0		0-0-0	0-0-		AWAY		0-0-0		0-1-0		0-1-0			
0-0-0		0-0-0	0-0-0		NEUTRAL		0-0-0		0-0-0		0-0-0			
2-2-0		0-1-0	0-0-0		CONFERENCE		2-0-0		0-1-0		0-0-0			
1-1-0		0-0-0	0-0-0		HOME		1-0-0		0-1-0		0-0-0			
1-1-0		0-1-0	0-0-0		AWAY		1-0-0		0-0-0		0-0-0			
0-0-0		0-0-0	0-0-0		NEUTRAL		0-0-0		0-0-0		0-0-0			
RPI	S	Opponent	Score		RPI	S	Opponent	Score		RPI	S	Opponent	Score	
5	A	UC Irvine	0 2		47	H	Loyola Marymount	0 3		56	H	St. Mary's (CA)	1 1	
										61	H	Cal St. Fullerton	1 0	
										63	H	Air Force	0 1	
										77	A	CSUN	1 0	
										78	H	San Diego	3 3	
										101	A	Bakersfield	0 5	
										138	H	UC Riverside	0 4	
										163	H	San Jose St.	2 1	
										168	H	Grand Canyon	0 1	
										176	H	Cleveland St.	2 0	
										178	A	Temple	0 3	
LAST 10 GAMES														
56	H	St. Mary's (CA)	1 1		5	A	UC Irvine	0 2		77	A	CSUN	1 0	
63	H	Air Force	0 1		61	H	Cal St. Fullerton	1 0		138	H	UC Riverside	0 4	
168	H	Grand Canyon	0 1		101	A	Bakersfield	0 5						
176	H	Cleveland St.	2 0											
163	H	San Jose St.	2 1											

Non-Div. I Games:

Sacramento St.

Average RPI Win:	169	WON-LOST	WINNING	LAST 10	STRENGTH OF	OPP. STRENGTH	TEAM	ADJ	CONF.	ADJ CONF.					
Average RPI Loss:	139	RECORD	PCT. RANK	GAMES	SCHEDULE	OF SCHEDULE	RPI	RPI	RPI	RPI					
DIV. I ONLY		5-4-0	.55556	82	5-4-0	201	167	157	.42932	158	22	22			
DIV. I NON-CONF.		3-3-0	.5	103	3-3-0	192	146	150	.43847	153	22	22			
<hr/>															
TOTALS	RPI 1-25	RPI 26-50		W-L RECORDS		RPI 51-100		RPI 101-150		RPI 150+					
5-4-0	0-0-0	0-0-0		OVERALL		0-1-0		1-1-0		4-2-0					
3-0-0	0-0-0	0-0-0		HOME		0-0-0		1-0-0		2-0-0					
2-3-0	0-0-0	0-0-0		AWAY		0-1-0		0-1-0		2-1-0					
0-1-0	0-0-0	0-0-0		NEUTRAL		0-0-0		0-0-0		0-1-0					
<hr/>															
3-3-0	0-0-0	0-0-0		NON-CONFERENCE		0-1-0		1-0-0		2-2-0					
2-0-0	0-0-0	0-0-0		HOME		0-0-0		1-0-0		1-0-0					
1-2-0	0-0-0	0-0-		AWAY		0-1-0		0-0-0		1-1-0					
0-1-0	0-0-0	0-0-0		NEUTRAL		0-0-0		0-0-0		0-1-0					
<hr/>															
2-1-0	0-0-0	0-0-0		CONFERENCE		0-0-0		0-1-0		2-0-0					
1-0-0	0-0-0	0-0-0		HOME		0-0-0		0-0-0		1-0-0					
1-1-0	0-0-0	0-0-0		AWAY		0-0-0		0-1-0		1-0-0					
0-0-0	0-0-0	0-0-0		NEUTRAL		0-0-0		0-0-0		0-0-0					
<hr/>															
RPI	S	Opponent	Score	RPI	S	Opponent	Score	RPI	S	Opponent	Score				
				74 A Furman				1	2	118 H NJIT			3	1	
										139 A Stetson			0	6	
										166 H Jacksonville			2	0	
										170 N Col. of Charleston			0	4	
										171 A Georgia St.			1	4	
										175 A UCF			1	0	
										189 H Fla. Atlantic			5	2	
										198 A USC Upstate			3	0	
<hr/>															
LAST 10 GAMES															
170 N Col. of Charleston				0	4	198 A USC Upstate				3	0				
74 A Furman				1	2	166 H Jacksonville				2	0				
118 H NJIT				3	1	139 A Stetson				0	6				
189 H Fla. Atlantic				5	2	175 A UCF				1	0				
						171 A Georgia St.				1	4				

Non-Div. I Games:

North Florida

Average RPI Win: 163		WON-LOST	WINNING	LAST 10	STRENGTH OF		OPP. STRENGTH	TEAM	ADJ	CONF.	ADJ CONF.
Average RPI Loss: 90		RECORD	PCT. RANK	GAMES	SCHEDULE		OF SCHEDULE	RPI	RPI	RPI	RPI
DIV. I ONLY		4-6-1	.40909	139	4-5-1		157	139	151	.42892	159
DIV. I NON-CONF.		2-5-1	.3125	160	2-4-1		95	122	134	.46336	137
TOTALS		RPI 1-25	RPI 26-50		W-L RECORDS		RPI 51-100		RPI 101-150		RPI 150+
4-6-1		0-2-0	0-1-0		OVERALL		0-0-0		2-2-1		2-1-0
3-3-0		0-0-0	0-0-0		HOME		0-0-0		1-2-0		2-1-0
1-3-1		0-2-0	0-1-0		AWAY		0-0-0		1-0-1		0-0-0
0-0-0		0-0-0	0-0-0		NEUTRAL		0-0-0		0-0-0		0-0-0
2-5-1		0-2-0	0-1-0		NON-CONFERENCE		0-0-0		1-1-1		1-1-0
2-2-0		0-0-0	0-0-0		HOME		0-0-0		1-1-0		1-1-0
0-3-1		0-2-0	0-0-		AWAY		0-0-0		0-0-1		0-0-0
0-0-0		0-0-0	0-0-0		NEUTRAL		0-0-0		0-0-0		0-0-0
2-1-0		0-0-0	0-0-0		CONFERENCE		0-0-0		1-1-0		1-0-0
1-1-0		0-0-0	0-0-0		HOME		0-0-0		0-1-0		1-0-0
1-0-0		0-0-0	0-0-0		AWAY		0-0-0		1-0-0		0-0-0
0-0-0		0-0-0	0-0-0		NEUTRAL		0-0-0		0-0-0		0-0-0
RPI S	Opponent	Score		RPI S	Opponent	Score		RPI S	Opponent	Score	
14 A	Oregon St.	1	3	50 A	Butler	1	2	112 A	Portland	1	1
18 A	Saint Louis	1	3					126 H	Mercer	3	1
								128 H	Lipscomb	0	2
								140 A	Bradley	2	1
								150 H	SIUE	0	2
								179 H	Marshall	0	1
								191 H	Central Ark.	3	0
								195 H	Belmont	5	0
				LAST 10 GAMES							
				140 A	Bradley	2	1	191 H	Central Ark.	3	0
				18 A	Saint Louis	1	3	150 H	SIUE	0	2
				128 H	Lipscomb	0	2	50 A	Butler	1	2
				195 H	Belmont	5	0	179 H	Marshall	0	1
				112 A	Portland	1	1	126 H	Mercer	3	1

Non-Div. I Games:

Evansville

Average RPI Win:		128	WON-LOST RECORD		WINNING PCT. RANK		LAST 10 GAMES		STRENGTH OF SCHEDULE		OPP. STRENGTH OF SCHEDULE		TEAM RPI		ADJ RPI		CONF. RPI		ADJ CONF. RPI	
Average RPI Loss:		84																		
DIV. I ONLY			2-8-2		.25		178		2-6-2		78		115		158		.42883		160	
DIV. I NON-CONF.			0-7-1		.0625		202		0-5-1		120		54		170		.41306		171	
TOTALS		RPI 1-25		RPI 26-50		W-L RECORDS		RPI 51-100		RPI 101-150		RPI 150+								
2-8-2		0-1-0		0-1-0		OVERALL		0-3-1		2-2-0		0-1-1								
2-5-0		0-1-0		0-0-0		HOME		0-2-0		2-1-0		0-1-0								
0-3-2		0-0-0		0-1-0		AWAY		0-1-1		0-1-0		0-0-1								
0-0-0		0-0-0		0-0-0		NEUTRAL		0-0-0		0-0-0		0-0-0								
0-7-1		0-1-0		0-1-0		NON-CONFERENCE		0-3-0		0-1-0		0-1-1								
0-5-0		0-1-0		0-0-0		HOME		0-2-0		0-1-0		0-1-0								
0-2-1		0-0-0		0-0-		AWAY		0-1-0		0-0-0		0-0-1								
0-0-0		0-0-0		0-0-0		NEUTRAL		0-0-0		0-0-0		0-0-0								
2-1-1		0-0-0		0-0-0		CONFERENCE		0-0-1		2-1-0		0-0-0								
2-0-0		0-0-0		0-0-0		HOME		0-0-0		2-0-0		0-0-0								
0-1-1		0-0-0		0-0-0		AWAY		0-0-1		0-1-0		0-0-0								
0-0-0		0-0-0		0-0-0		NEUTRAL		0-0-0		0-0-0		0-0-0								
RPI	S	Opponent		Score		RPI	S	Opponent		Score		RPI	S	Opponent		Score				
3	H	Charlotte		0 2		27	A	UNCW		1 2		69	H	Virginia Tech		0 1				
												73	H	James Madison		0 1				
												74	A	Furman		0 0				
												97	A	South Carolina		1 2				

Non-Div. I Games:

UNC Greensboro

Average RPI Win:	176	WON-LOST RECORD	WINNING PCT. RANK	LAST 10 GAMES	STRENGTH OF SCHEDULE	OPP. STRENGTH OF SCHEDULE	TEAM RPI	ADJ RPI	CONF. RPI	ADJ CONF. RPI							
DIV. I ONLY		3-6-3	.375	151	3-6-1	148	105	160	.42779	161	13	13					
DIV. I NON-CONF.		3-3-2	.5	103	3-3-0	126	138	157	.43678	155	11	10					
<hr/>																	
TOTALS	RPI 1-25	RPI 26-50		W-L RECORDS		RPI 51-100		RPI 101-150		RPI 150+							
3-6-3	0-1-0	0-3-0		OVERALL		0-0-1		0-1-2		3-1-0							
2-1-2	0-0-0	0-1-0		HOME		0-0-1		0-0-1		2-0-0							
1-5-1	0-1-0	0-2-0		AWAY		0-0-0		0-1-1		1-1-0							
0-0-0	0-0-0	0-0-0		NEUTRAL		0-0-0		0-0-0		0-0-0							
<hr/>																	
3-3-2	0-1-0	0-1-0		NON-CONFERENCE		0-0-0		0-1-2		3-0-0							
2-0-1	0-0-0	0-0-0		HOME		0-0-0		0-0-1		2-0-0							
1-3-1	0-1-0	0-0-		AWAY		0-0-0		0-1-1		1-0-0							
0-0-0	0-0-0	0-0-0		NEUTRAL		0-0-0		0-0-0		0-0-0							
<hr/>																	
0-3-1	0-0-0	0-2-0		CONFERENCE		0-0-1		0-0-0		0-1-0							
0-1-1	0-0-0	0-1-0		HOME		0-0-1		0-0-0		0-0-0							
0-2-0	0-0-0	0-1-0		AWAY		0-0-0		0-0-0		0-1-0							
0-0-0	0-0-0	0-0-0		NEUTRAL		0-0-0		0-0-0		0-0-0							
<hr/>																	
RPI	S	Opponent	Score		RPI	S	Opponent	Score		RPI	S	Opponent	Score				
10	A	Creighton	0	3	35	A	Tulsa	2	4	70	H	UConn	0	0			
					37	A	Xavier	0	3				142	A	Northern Ky.	1	1
					41	H	South Fla.	1	3				143	A	Omaha	1	3
													154	A	IPFW	5	0
													176	H	Cleveland St.	2	0
													178	A	Temple	0	2
													199	H	Eastern Ill.	1	0
<hr/>																	
LAST 10 GAMES																	
					41	H	South Fla.	1	3	70	H	UConn	0	0			
					154	A	IPFW	5	0	35	A	Tulsa	2	4			
					37	A	Xavier	0	3	178	A	Temple	0	2			
					10	A	Creighton	0	3	176	H	Cleveland St.	2	0			
					143	A	Omaha	1	3	199	H	Eastern Ill.	1	0			

Non-Div. I Games:

Cincinnati

Average RPI Win:	158	WON-LOST RECORD	WINNING PCT. RANK	LAST 10 GAMES	STRENGTH OF SCHEDULE	OPP. STRENGTH OF SCHEDULE	TEAM RPI	ADJ RPI	CONF. RPI	ADJ CONF. RPI					
Average RPI Loss:	144														
DIV. I ONLY	6-4-2	.58333	73	6-2-2	203	154	159	.42702	162	23	23				
DIV. I NON-CONF.	5-4-2	.54545	101	5-2-2	188	148	147	.44191	151	23	23				
<hr/>															
TOTALS	RPI 1-25	RPI 26-50		W-L RECORDS	RPI 51-100		RPI 101-150		RPI 150+						
6-4-2	0-0-0	0-0-0		OVERALL	0-1-0		3-1-1		3-2-1						
3-1-0	0-0-0	0-0-0		HOME	0-0-0		2-0-0		1-1-0						
3-2-2	0-0-0	0-0-0		AWAY	0-1-0		1-1-1		2-0-1						
0-1-0	0-0-0	0-0-0		NEUTRAL	0-0-0		0-0-0		0-1-0						
5-4-2	0-0-0	0-0-0		NON-CONFERENCE	0-1-0		3-1-1		2-2-1						
3-1-0	0-0-0	0-0-0		HOME	0-0-0		2-0-0		1-1-0						
2-2-2	0-0-0	0-0-		AWAY	0-1-0		1-1-1		1-0-1						
0-1-0	0-0-0	0-0-0		NEUTRAL	0-0-0		0-0-0		0-1-0						
1-0-0	0-0-0	0-0-0		CONFERENCE	0-0-0		0-0-0		1-0-0						
0-0-0	0-0-0	0-0-0		HOME	0-0-0		0-0-0		0-0-0						
1-0-0	0-0-0	0-0-0		AWAY	0-0-0		0-0-0		1-0-0						
0-0-0	0-0-0	0-0-0		NEUTRAL	0-0-0		0-0-0		0-0-0						
RPI	S	Opponent	Score	RPI	S	Opponent	Score	RPI	S	Opponent	Score				
				100 A Vermont				1	2	102 A Army		2	0		
										117 A Saint Joseph's		0	1		
										118 H NJIT		2	0		
										135 H Rider		2	0		
										144 A Albany (NY)		0	0		
										152 A Lafayette		2	2		
										169 N UMass Lowell		1	3		
										188 H Manhattan		0	1		
										192 A Saint Peter's		2	0		
										200 A Sacred Heart		2	1		
										201 H Howard		3	0		
				LAST 10 GAMES											
				200 A Sacred Heart				2	1	118 H NJIT				2	0
				201 H Howard				3	0	144 A Albany (NY)				0	0
				152 A Lafayette				2	2	135 H Rider				2	0
				100 A Vermont				1	2	192 A Saint Peter's				2	0
				169 N UMass Lowell				1	3	102 A Army				2	0

Non-Div. I Games:

St. Francis Brooklyn

Average RPI Win: 147		WON-LOST	WINNING	LAST 10	STRENGTH OF	OPP. STRENGTH	TEAM	ADJ	CONF.	ADJ CONF.							
Average RPI Loss: 82		RECORD	PCT. RANK	GAMES	SCHEDULE	OF SCHEDULE	RPI	RPI	RPI	RPI							
DIV. I ONLY		3-7-1	.31818	166	3-6-1	133	128	164	.42642	163	17	16					
DIV. I NON-CONF.		2-6-0	.25	173	2-5-0	163	99	175	.41477	170	18	18					
<hr/>																	
TOTALS		RPI 1-25		RPI 26-50		W-L RECORDS		RPI 51-100		RPI 101-150		RPI 150+					
3-7-1		0-1-0		0-1-0		OVERALL		1-2-0		0-2-0		2-1-1					
2-1-0		0-0-0		0-0-0		HOME		0-1-0		0-0-0		2-0-0					
1-5-1		0-1-0		0-0-0		AWAY		1-1-0		0-2-0		0-1-1					
0-1-0		0-0-0		0-1-0		NEUTRAL		0-0-0		0-0-0		0-0-0					
2-6-0		0-1-0		0-1-0		NON-CONFERENCE		0-2-0		0-1-0		2-1-0					
2-1-0		0-0-0		0-0-0		HOME		0-1-0		0-0-0		2-0-0					
0-4-0		0-1-0		0-0-		AWAY		0-1-0		0-1-0		0-1-0					
0-1-0		0-0-0		0-1-0		NEUTRAL		0-0-0		0-0-0		0-0-0					
1-1-1		0-0-0		0-0-0		CONFERENCE		1-0-0		0-1-0		0-0-1					
0-0-0		0-0-0		0-0-0		HOME		0-0-0		0-0-0		0-0-0					
1-1-1		0-0-0		0-0-0		AWAY		1-0-0		0-1-0		0-0-1					
0-0-0		0-0-0		0-0-0		NEUTRAL		0-0-0		0-0-0		0-0-0					
RPI	S	Opponent		Score		RPI	S	Opponent		Score		RPI	S	Opponent		Score	
9	A	Stanford		0 2		46	N	Western Ill.		0 1		56	A	St. Mary's (CA)		1 2	
												63	A	Air Force		5 1	
												67	H	San Francisco		0 3	
												101	A	Bakersfield		1 5	
												140	A	Bradley		2 3	
												157	A	Sacramento St.		1 2	
												172	A	UMKC		1 1	
												183	H	Massachusetts		4 1	
												196	H	Pacific		4 0	
<hr/>																	
LAST 10 GAMES																	
172	A	UMKC		1 1		63	A	Air Force		5 1		101	A	Bakersfield		1 5	
157	A	Sacramento St.		1 2		101	A	Bakersfield		1 5		67	H	San Francisco		0 3	
9	A	Stanford		0 2		67	H	San Francisco		0 3		56	A	St. Mary's (CA)		1 2	
183	H	Massachusetts		4 1		56	A	St. Mary's (CA)		1 2		196	H	Pacific		4 0	
46	N	Western Ill.		0 1		196	H	Pacific		4 0							

Non-Div. I Games:

San Jose St.

Average RPI Win:	186	WON-LOST RECORD	WINNING PCT. RANK	LAST 10 GAMES	STRENGTH OF SCHEDULE	OPP. STRENGTH OF SCHEDULE	TEAM RPI	ADJ RPI	CONF. RPI	ADJ CONF. RPI		
DIV. I ONLY		3-6-3	.375	151	2-5-3	169	64	165	.42559	164	3	3
DIV. I NON-CONF.		3-2-2	.57143	70	2-1-2	200	140	190	.3758	188	4	4
<hr/>												
TOTALS	RPI 1-25	RPI 26-50		W-L RECORDS		RPI 51-100		RPI 101-150		RPI 150+		
3-6-3	0-1-0	0-4-0		OVERALL		0-0-0		0-1-2		3-0-1		
1-2-3	0-1-0	0-1-0		HOME		0-0-0		0-0-2		1-0-1		
2-4-0	0-0-0	0-3-0		AWAY		0-0-0		0-1-0		2-0-0		
0-0-0	0-0-0	0-0-0		NEUTRAL		0-0-0		0-0-0		0-0-0		
3-2-2	0-0-0	0-1-0		NON-CONFERENCE		0-0-0		0-1-1		3-0-1		
1-0-2	0-0-0	0-0-0		HOME		0-0-0		0-0-1		1-0-1		
2-2-0	0-0-0	0-0-		AWAY		0-0-0		0-1-0		2-0-0		
0-0-0	0-0-0	0-0-0		NEUTRAL		0-0-0		0-0-0		0-0-0		
0-4-1	0-1-0	0-3-0		CONFERENCE		0-0-0		0-0-1		0-0-0		
0-2-1	0-1-0	0-1-0		HOME		0-0-0		0-0-1		0-0-0		
0-2-0	0-0-0	0-2-0		AWAY		0-0-0		0-0-0		0-0-0		
0-0-0	0-0-0	0-0-0		NEUTRAL		0-0-0		0-0-0		0-0-0		
RPI	S	Opponent	Score	RPI	S	Opponent	Score	RPI	S	Opponent	Score	
7	H	Virginia	0 3	28	A	North Carolina	0 3	104	A	William & Mary	0 4	
				31	H	Clemson	0 2	110	H	North Carolina St.	1 1	
				37	A	Xavier	1 2	141	H	Niagara	1 1	
				39	A	Louisville	1 4	152	H	Lafayette	0 0	
								174	A	Robert Morris	2 0	
								190	A	Longwood	1 0	
								194	H	Presbyterian	3 0	
				LAST 10 GAMES								
				31	H	Clemson	0 2	37	A	Xavier	1 2	
				110	H	North Carolina St.	1 1	7	H	Virginia	0 3	
				152	H	Lafayette	0 0	174	A	Robert Morris	2 0	
				28	A	North Carolina	0 3	39	A	Louisville	1 4	
				190	A	Longwood	1 0	141	H	Niagara	1 1	

Non-Div. I Games:

Pittsburgh

Average RPI Win: 171		WON-LOST	WINNING	LAST 10	STRENGTH OF		OPP. STRENGTH	TEAM	ADJ	CONF.	ADJ CONF.						
Average RPI Loss: 89		RECORD	PCT. RANK	GAMES	SCHEDULE		OF SCHEDULE	RPI	RPI	RPI	RPI						
DIV. I ONLY		5-6-0	.45455	123	4-6-0		196	112	166	.42404	165	23	23				
DIV. I NON-CONF.		4-5-0	.44444	129	3-5-0		149	95	138	.46674	135	23	23				
<hr/>																	
TOTALS		RPI 1-25		RPI 26-50		W-L RECORDS		RPI 51-100		RPI 101-150		RPI 150+					
5-6-0		0-1-0		0-0-0		OVERALL		1-2-0		0-2-0		4-1-0					
3-1-0		0-0-0		0-0-0		HOME		1-1-0		0-0-0		2-0-0					
2-5-0		0-1-0		0-0-0		AWAY		0-1-0		0-2-0		2-1-0					
0-0-0		0-0-0		0-0-0		NEUTRAL		0-0-0		0-0-0		0-0-0					
4-5-0		0-1-0		0-0-0		NON-CONFERENCE		1-2-0		0-2-0		3-0-0					
2-1-0		0-0-0		0-0-0		HOME		1-1-0		0-0-0		1-0-0					
2-4-0		0-1-0		0-0-		AWAY		0-1-0		0-2-0		2-0-0					
0-0-0		0-0-0		0-0-0		NEUTRAL		0-0-0		0-0-0		0-0-0					
1-1-0		0-0-0		0-0-0		CONFERENCE		0-0-0		0-0-0		1-1-0					
1-0-0		0-0-0		0-0-0		HOME		0-0-0		0-0-0		1-0-0					
0-1-0		0-0-0		0-0-0		AWAY		0-0-0		0-0-0		0-1-0					
0-0-0		0-0-0		0-0-0		NEUTRAL		0-0-0		0-0-0		0-0-0					
RPI	S	Opponent		Score		RPI	S	Opponent		Score		RPI	S	Opponent		Score	
23	A	Dartmouth		1	3			53	A	Penn	3	4	102	A	Army	0	3
								57	H	Navy	1	3	113	A	Hartford	1	3
								100	H	Vermont	1	0	169	A	UMass Lowell	1	0
													184	H	Stony Brook	1	0
													185	A	LIU Brooklyn	1	2
													200	H	Sacred Heart	1	0
													202	A	Yale	1	0
<hr/>																	
LAST 10 GAMES																	
				200	H	Sacred Heart	1	0	185	A	LIU Brooklyn	1	2				
				202	A	Yale	1	0	23	A	Dartmouth	1	3				
				169	A	UMass Lowell	1	0	113	A	Hartford	1	3				
				57	H	Navy	1	3	100	H	Vermont	1	0				
				53	A	Penn	3	4	102	A	Army	0	3				

Non-Div. I Games:

Central Conn. St.

Average RPI Win: 153		WON-LOST	WINNING	LAST 10	STRENGTH OF	OPP. STRENGTH	TEAM	ADJ	CONF.	ADJ CONF.		
Average RPI Loss: 103		RECORD	PCT. RANK	GAMES	SCHEDULE	OF SCHEDULE	RPI	RPI	RPI	RPI		
DIV. I ONLY		3-8-0	.27273	174	3-7-0	110	161	163	.41834	166	22	22
DIV. I NON-CONF.		3-6-0	.33333	153	3-5-0	104	149	162	.42555	163	22	22
<hr/>												
TOTALS		RPI 1-25		RPI 26-50		W-L RECORDS		RPI 51-100		RPI 101-150		RPI 150+
3-8-0		0-1-0		0-1-0		OVERALL		0-2-0		1-2-0		2-2-0
3-3-0		0-0-0		0-0-0		HOME		0-1-0		1-2-0		2-0-0
0-3-0		0-1-0		0-0-0		AWAY		0-0-0		0-0-0		0-2-0
0-2-0		0-0-0		0-1-0		NEUTRAL		0-1-0		0-0-0		0-0-0
3-6-0		0-1-0		0-1-0		NON-CONFERENCE		0-1-0		1-2-0		2-1-0
3-2-0		0-0-0		0-0-0		HOME		0-0-0		1-2-0		2-0-0
0-2-0		0-1-0		0-0-		AWAY		0-0-0		0-0-0		0-1-0
0-2-0		0-0-0		0-1-0		NEUTRAL		0-1-0		0-0-0		0-0-0
0-2-0		0-0-0		0-0-0		CONFERENCE		0-1-0		0-0-0		0-1-0
0-1-0		0-0-0		0-0-0		HOME		0-1-0		0-0-0		0-0-0
0-1-0		0-0-0		0-0-0		AWAY		0-0-0		0-0-0		0-1-0
0-0-0		0-0-0		0-0-0		NEUTRAL		0-0-0		0-0-0		0-0-0
RPI	S	Opponent		Score		RPI	S	Opponent		Score		
12	A	Davidson		0	2	38	N	Dayton		0	3	
						84	H	FGCU		1	3	
						100	N	Vermont		2	3	
						103	H	Campbell		1	0	
						118	H	NJIT		2	3	
						134	H	Wofford		1	3	
						158	A	North Florida		0	2	
						167	H	Ga. Southern		3	0	
						177	A	Appalachian St.		1	2	
						189	H	Fla. Atlantic		2	0	
LAST 10 GAMES												
177	A	Appalachian St.		1	2	158	A	North Florida		0	2	
100	N	Vermont		2	3	84	H	FGCU		1	3	
38	N	Dayton		0	3	167	H	Ga. Southern		3	0	
12	A	Davidson		0	2	103	H	Campbell		1	0	
189	H	Fla. Atlantic		2	0	134	H	Wofford		1	3	

Non-Div. I Games:

Jacksonville

Average RPI Win:		195	WON-LOST RECORD		WINNING PCT. RANK	LAST 10 GAMES	STRENGTH OF SCHEDULE	OPP. STRENGTH OF SCHEDULE	TEAM RPI	ADJ RPI	CONF. RPI	ADJ CONF. RPI							
Average RPI Loss:		99																	
DIV. I ONLY			5-5-0	.5	100	2-3-0	204	173	177	.41747	167	24	24						
DIV. I NON-CONF.			4-5-0	.44444	129	1-3-0	197	164	167	.42269	164	24	24						
<hr/>																			
TOTALS		RPI 1-25		RPI 26-50		W-L RECORDS		RPI 51-100		RPI 101-150		RPI 150+							
5-5-0		0-1-0		0-1-0		OVERALL		0-0-0		0-2-0		5-1-0							
3-1-0		0-0-0		0-0-0		HOME		0-0-0		0-1-0		3-0-0							
2-3-0		0-0-0		0-0-0		AWAY		0-0-0		0-1-0		2-1-0							
0-1-0		0-1-0		0-0-0		NEUTRAL		0-0-0		0-0-0		0-0-0							
4-5-0		0-1-0		0-1-0		NON-CONFERENCE		0-0-0		0-2-0		4-1-0							
2-1-0		0-0-0		0-0-0		HOME		0-0-0		0-1-0		2-0-0							
2-3-0		0-0-0		0-0-		AWAY		0-0-0		0-1-0		2-1-0							
0-1-0		0-1-0		0-0-0		NEUTRAL		0-0-0		0-0-0		0-0-0							
1-0-0		0-0-0		0-0-0		CONFERENCE		0-0-0		0-0-0		1-0-0							
1-0-0		0-0-0		0-0-0		HOME		0-0-0		0-0-0		1-0-0							
0-0-0		0-0-0		0-0-0		AWAY		0-0-0		0-0-0		0-0-0							
0-0-0		0-0-0		0-0-0		NEUTRAL		0-0-0		0-0-0		0-0-0							
RPI	S	Opponent		Score		RPI	S	Opponent		Score		RPI	S	Opponent		Score			
22	N	Winthrop		1	3	41	A	South Fla.		0	3			126	H	Mercer		0	1
														139	A	Stetson		2	5
														166	A	Jacksonville		0	3
														189	H	Fla. Atlantic		5	4
														193	H	Hartwick		2	0
														194	A	Presbyterian		5	0
														197	A	Gardner-Webb		2	1
														203	H	UNC Asheville		3	0
<hr/>																			
LAST 10 GAMES																			
		41	A	South Fla.		0	3	193	H	Hartwick		2	0						
		189	H	Fla. Atlantic		5	4	139	A	Stetson		2	5						
		126	H	Mercer		0	1	166	A	Jacksonville		0	3						
		22	N	Winthrop		1	3	194	A	Presbyterian		5	0						
		197	A	Gardner-Webb		2	1	203	H	UNC Asheville		3	0						

Non-Div. I Games:

Ga. Southern

Average RPI Win:	177	WON-LOST	WINNING	LAST 10	STRENGTH OF	OPP. STRENGTH	TEAM	ADJ	CONF.	ADJ CONF.	
Average RPI Loss:	84	RECORD	PCT. RANK	GAMES	SCHEDULE	OF SCHEDULE	RPI	RPI	RPI	RPI	
DIV. I ONLY	2-8-1	.22727	185	2-7-1	97	152	176	.41688	168	17	16
DIV. I NON-CONF.	2-5-1	.3125	160	2-4-1	140	150	181	.39637	179	18	18
<hr/>											
TOTALS	RPI 1-25	RPI 26-50		W-L RECORDS		RPI 51-100		RPI 101-150		RPI 150+	
2-8-1	0-0-0	0-3-0		OVERALL		0-2-1		0-2-0		2-1-0	
1-2-0	0-0-0	0-0-0		HOME		0-1-0		0-1-0		1-0-0	
1-6-1	0-0-0	0-3-0		AWAY		0-1-1		0-1-0		1-1-0	
0-0-0	0-0-0	0-0-0		NEUTRAL		0-0-0		0-0-0		0-0-0	
<hr/>											
2-5-1	0-0-0	0-1-0		NON-CONFERENCE		0-2-1		0-1-0		2-1-0	
1-2-0	0-0-0	0-0-0		HOME		0-1-0		0-1-0		1-0-0	
1-3-1	0-0-0	0-0-		AWAY		0-1-1		0-0-0		1-1-0	
0-0-0	0-0-0	0-0-0		NEUTRAL		0-0-0		0-0-0		0-0-0	
<hr/>											
0-3-0	0-0-0	0-2-0		CONFERENCE		0-0-0		0-1-0		0-0-0	
0-0-0	0-0-0	0-0-0		HOME		0-0-0		0-0-0		0-0-0	
0-3-0	0-0-0	0-2-0		AWAY		0-0-0		0-1-0		0-0-0	
0-0-0	0-0-0	0-0-0		NEUTRAL		0-0-0		0-0-0		0-0-0	
<hr/>											
RPI S	Opponent	Score	RPI S	Opponent	Score	RPI S	Opponent	Score	RPI S	Opponent	Score
			32 A	UNLV	0 3	51 A	UC Davis	1 1	105 H	Wright St.	2 3
			44 A	Seattle	0 3	61 H	Cal St. Fullerton	0 1	107 A	Utah Valley	0 1
			47 A	Loyola Marymount	0 4	89 A	Cal Poly	0 2	157 A	Sacramento St.	1 0
									186 A	Green Bay	0 1
									196 H	Pacific	3 2
<hr/>											
LAST 10 GAMES											
			44 A	Seattle	0 3	107 A	Utah Valley	0 1			
			157 A	Sacramento St.	1 0	32 A	UNLV	0 3			
			105 H	Wright St.	2 3	61 H	Cal St. Fullerton	0 1			
			89 A	Cal Poly	0 2	47 A	Loyola Marymount	0 4			
			196 H	Pacific	3 2	51 A	UC Davis	1 1			

Non-Div. I Games:

Grand Canyon

Average RPI Win: 172		WON-LOST	WINNING	LAST 10	STRENGTH OF		OPP. STRENGTH	TEAM	ADJ		CONF.	ADJ CONF.		
Average RPI Loss: 115		RECORD	PCT. RANK	GAMES	SCHEDULE		OF SCHEDULE	RPI	RPI		RPI	RPI		
DIV. I ONLY		4-8-0	.33333	162	4-6-0		137	185	168	.41634	169	16	17	
DIV. I NON-CONF.		3-7-0	.3	167	3-5-0		142	192	169	.41068	173	17	16	
TOTALS		RPI 1-25	RPI 26-50		W-L RECORDS		RPI 51-100		RPI 101-150		RPI 150+			
4-8-0		0-1-0	0-0-0		OVERALL		0-1-0		1-4-0		3-2-0			
2-2-0		0-0-0	0-0-0		HOME		0-0-0		1-0-0		1-2-0			
0-6-0		0-1-0	0-0-0		AWAY		0-1-0		0-4-0		0-0-0			
2-0-0		0-0-0	0-0-0		NEUTRAL		0-0-0		0-0-0		2-0-0			
3-7-0		0-1-0	0-0-0		NON-CONFERENCE		0-1-0		0-3-0		3-2-0			
1-2-0		0-0-0	0-0-0		HOME		0-0-0		0-0-0		1-2-0			
0-5-0		0-1-0	0-0-		AWAY		0-1-0		0-3-0		0-0-0			
2-0-0		0-0-0	0-0-0		NEUTRAL		0-0-0		0-0-0		2-0-0			
1-1-0		0-0-0	0-0-0		CONFERENCE		0-0-0		1-1-0		0-0-0			
1-0-0		0-0-0	0-0-0		HOME		0-0-0		1-0-0		0-0-0			
0-1-0		0-0-0	0-0-0		AWAY		0-0-0		0-1-0		0-0-0			
0-0-0		0-0-0	0-0-0		NEUTRAL		0-0-0		0-0-0		0-0-0			
RPI	S	Opponent	Score		RPI	S	Opponent	Score		RPI	S	Opponent	Score	
23	A	Dartmouth	0 4							92	A	Monmouth	0 5	
										108	A	UMBC	1 2	
										109	A	Seton Hall	0 2	
										114	A	Bryant	0 1	
										132	A	Northeastern	1 2	
										144	H	Albany (NY)	1 0	
										162	N	St. Francis Brooklyn	3 1	
										165	H	Central Conn. St.	0 1	
										173	H	Fairfield	0 1	
										181	N	La Salle	2 0	
										200	H	Sacred Heart	2 0	
LAST 10 GAMES														
					144	H	Albany (NY)	1 0		108	A	UMBC	1 2	
					132	A	Northeastern	1 2		200	H	Sacred Heart	2 0	
					114	A	Bryant	0 1		173	H	Fairfield	0 1	
					181	N	La Salle	2 0		23	A	Dartmouth	0 4	
					162	N	St. Francis Brooklyn	3 1		165	H	Central Conn. St.	0 1	

Non-Div. I Games:

UMass Lowell

Average RPI Win:	165	WON-LOST	WINNING	LAST 10	STRENGTH OF	OPP. STRENGTH	TEAM	ADJ	CONF.	ADJ CONF.	
Average RPI Loss:	87	RECORD	PCT. RANK	GAMES	SCHEDULE	OF SCHEDULE	RPI	RPI	RPI	RPI	
DIV. I ONLY	2-7-2	.27273	174	2-6-2	103	171	171	.41557	170	9	9
DIV. I NON-CONF.	2-5-1	.3125	160	2-4-1	105	177	171	.41754	167	8	8
<hr/>											
TOTALS	RPI 1-25	RPI 26-50		W-L RECORDS	RPI 51-100		RPI 101-150		RPI 150+		
2-7-2	0-0-0	0-2-0		OVERALL	0-1-0		0-4-1		2-0-1		
0-3-0	0-0-0	0-1-0		HOME	0-1-0		0-1-0		0-0-0		
0-3-1	0-0-0	0-1-0		AWAY	0-0-0		0-2-1		0-0-0		
2-1-1	0-0-0	0-0-0		NEUTRAL	0-0-0		0-1-0		2-0-1		
<hr/>											
2-5-1	0-0-0	0-1-0		NON-CONFERENCE	0-1-0		0-3-0		2-0-1		
0-2-0	0-0-0	0-1-0		HOME	0-1-0		0-0-0		0-0-0		
0-2-0	0-0-0	0-0-		AWAY	0-0-0		0-2-0		0-0-0		
2-1-1	0-0-0	0-0-0		NEUTRAL	0-0-0		0-1-0		2-0-1		
<hr/>											
0-2-1	0-0-0	0-1-0		CONFERENCE	0-0-0		0-1-1		0-0-0		
0-1-0	0-0-0	0-0-0		HOME	0-0-0		0-1-0		0-0-0		
0-1-1	0-0-0	0-1-0		AWAY	0-0-0		0-0-1		0-0-0		
0-0-0	0-0-0	0-0-0		NEUTRAL	0-0-0		0-0-0		0-0-0		
<hr/>											
RPI S	Opponent	Score	RPI S	Opponent	Score	RPI S	Opponent	Score	RPI S	Opponent	Score
			27 A	UNCW	0 2	52 H	UC Santa Barbara	1 2	110 A	North Carolina St.	0 2
			44 H	Seattle	0 2				113 N	Hartford	0 1
									132 H	Northeastern	0 1
									134 A	Wofford	0 2
									147 A	Drexel	2 2
									158 N	North Florida	4 0
									171 N	Georgia St.	2 0
									175 N	UCF	1 1
			LAST 10 GAMES								
			147 A	Drexel	2 2	27 A	UNCW	0 2			
			113 N	Hartford	0 1	132 H	Northeastern	0 1			
			158 N	North Florida	4 0	134 A	Wofford	0 2			
			171 N	Georgia St.	2 0	110 A	North Carolina St.	0 2			
			44 H	Seattle	0 2	175 N	UCF	1 1			

Non-Div. I Games:

Col. of Charleston

Average RPI Win:	160	WON-LOST RECORD	WINNING PCT. RANK	LAST 10 GAMES	STRENGTH OF SCHEDULE	OPP. STRENGTH OF SCHEDULE	TEAM RPI	ADJ RPI	CONF. RPI	ADJ CONF. RPI	
Average RPI Loss:	130										
DIV. I ONLY	4-6-0	.4	143	4-6-0	178	180	169	.41319	171	24	24
DIV. I NON-CONF.	4-5-0	.44444	129	4-5-0	179	179	173	.40413	175	24	24
TOTALS	RPI 1-25	RPI 26-50	W-L RECORDS	RPI 51-100	RPI 101-150	RPI 150+					
4-6-0	0-0-0	0-0-0	OVERALL	0-2-0	1-2-0	3-2-0					
2-1-0	0-0-0	0-0-0	HOME	0-0-0	0-0-0	2-1-0					
2-4-0	0-0-0	0-0-0	AWAY	0-2-0	1-2-0	1-0-0					
0-1-0	0-0-0	0-0-0	NEUTRAL	0-0-0	0-0-0	0-1-0					
4-5-0	0-0-0	0-0-0	NON-CONFERENCE	0-2-0	1-1-0	3-2-0					
2-1-0	0-0-0	0-0-0	HOME	0-0-0	0-0-0	2-1-0					
2-3-0	0-0-0	0-0-	AWAY	0-2-0	1-1-0	1-0-0					
0-1-0	0-0-0	0-0-0	NEUTRAL	0-0-0	0-0-0	0-1-0					
0-1-0	0-0-0	0-0-0	CONFERENCE	0-0-0	0-1-0	0-0-0					
0-0-0	0-0-0	0-0-0	HOME	0-0-0	0-0-0	0-0-0					
0-1-0	0-0-0	0-0-0	AWAY	0-0-0	0-1-0	0-0-0					
0-0-0	0-0-0	0-0-0	NEUTRAL	0-0-0	0-0-0	0-0-0					
RPI	S	Opponent	Score	RPI	S	Opponent	Score	RPI	S	Opponent	Score

Non-Div. I Games:

Georgia St.

Average RPI Win: 171		WON-LOST	WINNING	LAST 10	STRENGTH OF	OPP. STRENGTH	TEAM	ADJ	CONF.	ADJ CONF.						
Average RPI Loss: 81		RECORD	PCT. RANK	GAMES	SCHEDULE	OF SCHEDULE	RPI	RPI	RPI	RPI						
DIV. I ONLY		2-7-2	.27273	174	2-6-2	117	132	172	.41083	172	17	16				
DIV. I NON-CONF.		2-5-1	.3125	160	2-4-1	134	98	176	.40654	174	18	18				
<hr/>																
TOTALS		RPI 1-25	RPI 26-50		W-L RECORDS		RPI 51-100		RPI 101-150		RPI 150+					
2-7-2		0-2-0	0-0-0		OVERALL		0-2-1		1-3-0		1-0-1					
2-3-1		0-0-0	0-0-0		HOME		0-0-0		1-3-0		1-0-1					
0-4-1		0-2-0	0-0-0		AWAY		0-2-1		0-0-0		0-0-0					
0-0-0		0-0-0	0-0-0		NEUTRAL		0-0-0		0-0-0		0-0-0					
2-5-1		0-2-0	0-0-0		NON-CONFERENCE		0-1-1		1-2-0		1-0-0					
2-2-0		0-0-0	0-0-0		HOME		0-0-0		1-2-0		1-0-0					
0-3-1		0-2-0	0-0-		AWAY		0-1-1		0-0-0		0-0-0					
0-0-0		0-0-0	0-0-0		NEUTRAL		0-0-0		0-0-0		0-0-0					
0-2-1		0-0-0	0-0-0		CONFERENCE		0-1-0		0-1-0		0-0-1					
0-1-1		0-0-0	0-0-0		HOME		0-0-0		0-1-0		0-0-1					
0-1-0		0-0-0	0-0-0		AWAY		0-1-0		0-0-0		0-0-0					
0-0-0		0-0-0	0-0-0		NEUTRAL		0-0-0		0-0-0		0-0-0					
RPI	S	Opponent	Score		RPI	S	Opponent	Score		RPI	S	Opponent	Score			
10	A	Creighton	0	2			63	A	Air Force	0	2	101	H	Bakersfield	0	1
18	A	Saint Louis	0	2			86	A	Rutgers	0	1	143	H	Omaha	0	1
							96	A	Missouri St.	2	2	149	H	Drake	0	1
												150	H	SIUE	2	1
												163	H	San Jose St.	1	1
												191	H	Central Ark.	1	0
<hr/>																
LAST 10 GAMES																
					163	H	San Jose St.	1	1	101	H	Bakersfield	0	1		
					18	A	Saint Louis	0	2	63	A	Air Force	0	2		
					143	H	Omaha	0	1	10	A	Creighton	0	2		
					150	H	SIUE	2	1	191	H	Central Ark.	1	0		
					96	A	Missouri St.	2	2	149	H	Drake	0	1		

Non-Div. I Games:

UMKC

Average RPI Win:	166	WON-LOST	WINNING	LAST 10	STRENGTH OF	OPP. STRENGTH	TEAM	ADJ	CONF.	ADJ CONF.	
Average RPI Loss:	158	RECORD	PCT. RANK	GAMES	SCHEDULE	OF SCHEDULE	RPI	RPI	RPI	RPI	
DIV. I ONLY	4-3-4	.54545	86	3-3-4	202	146	173	.4082	173	15	15
DIV. I NON-CONF.	3-2-2	.57143	70	2-2-2	204	115	184	.37989	186	19	19
<hr/>											
TOTALS	RPI 1-25	RPI 26-50		W-L RECORDS		RPI 51-100		RPI 101-150		RPI 150+	
4-3-4	0-0-0	0-0-0		OVERALL		0-0-2		1-1-1		3-2-1	
1-0-2	0-0-0	0-0-0		HOME		0-0-1		0-0-1		1-0-0	
3-2-2	0-0-0	0-0-0		AWAY		0-0-1		1-1-0		2-1-1	
0-1-0	0-0-0	0-0-0		NEUTRAL		0-0-0		0-0-0		0-1-0	
<hr/>											
3-2-2	0-0-0	0-0-0		NON-CONFERENCE		0-0-1		1-0-0		2-2-1	
1-0-1	0-0-0	0-0-0		HOME		0-0-1		0-0-0		1-0-0	
2-1-1	0-0-0	0-0-		AWAY		0-0-0		1-0-0		1-1-1	
0-1-0	0-0-0	0-0-0		NEUTRAL		0-0-0		0-0-0		0-1-0	
<hr/>											
1-1-2	0-0-0	0-0-0		CONFERENCE		0-0-1		0-1-1		1-0-0	
0-0-1	0-0-0	0-0-0		HOME		0-0-0		0-0-1		0-0-0	
1-1-1	0-0-0	0-0-0		AWAY		0-0-1		0-1-0		1-0-0	
0-0-0	0-0-0	0-0-0		NEUTRAL		0-0-0		0-0-0		0-0-0	
<hr/>											
RPI	S	Opponent	Score	RPI	S	Opponent	Score	RPI	S	Opponent	Score
								68	H	Brown	0 0
								92	A	Monmouth	0 0
								102	A	Army	1 0
								123	H	Marist	0 0
								135	A	Rider	0 3
								155	N	New Hampshire	0 1
								169	A	UMass Lowell	1 0
								183	A	Massachusetts	1 2
								192	A	Saint Peter's	1 0
								193	A	Hartwick	0 0
202	H	Yale	1 0								
				LAST 10 GAMES							
92 A Monmouth				0 0	192 A Saint Peter's				1 0		
183 A Massachusetts				1 2	123 H Marist				0 0		
202 H Yale				1 0	135 A Rider				0 3		
155 N New Hampshire				0 1	68 H Brown				0 0		
193 A Hartwick				0 0	169 A UMass Lowell				1 0		

Non-Div. I Games:

Fairfield

Average RPI Win: 153		WON-LOST	WINNING	LAST 10	STRENGTH OF		OPP. STRENGTH	TEAM	ADJ	CONF.	ADJ CONF.
Average RPI Loss: 119		RECORD	PCT. RANK	GAMES	SCHEDULE		OF SCHEDULE	RPI	RPI	RPI	RPI
DIV. I ONLY		5-7-1	.42308	134	4-6-0		181	184	170	.40768	174
DIV. I NON-CONF.		5-5-1	.5	103	4-4-0		168	178	163	.41842	166
TOTALS		RPI 1-25	RPI 26-50		W-L RECORDS		RPI 51-100		RPI 101-150		RPI 150+
5-7-1	0-0-0	0-0-0		OVERALL		1-2-0		1-3-0		3-2-1	
2-2-1	0-0-0	0-0-0		HOME		0-1-0		1-0-0		1-1-1	
3-4-0	0-0-0	0-0-0		AWAY		1-1-0		0-2-0		2-1-0	
0-1-0	0-0-0	0-0-0		NEUTRAL		0-0-0		0-1-0		0-0-0	
5-5-1	0-0-0	0-0-0		NON-CONFERENCE		1-2-0		1-2-0		3-1-1	
2-2-1	0-0-0	0-0-0		HOME		0-1-0		1-0-0		1-1-1	
3-2-0	0-0-0	0-0-0		AWAY		1-1-0		0-1-0		2-0-0	
0-1-0	0-0-0	0-0-0		NEUTRAL		0-0-0		0-1-0		0-0-0	
0-2-0	0-0-0	0-0-0		CONFERENCE		0-0-0		0-1-0		0-1-0	
0-0-0	0-0-0	0-0-0		HOME		0-0-0		0-0-0		0-0-0	
0-2-0	0-0-0	0-0-0		AWAY		0-0-0		0-1-0		0-1-0	
0-0-0	0-0-0	0-0-0		NEUTRAL		0-0-0		0-0-0		0-0-0	
RPI S	Opponent	Score	RPI S	Opponent	Score	RPI S	Opponent	Score	RPI S	Opponent	Score
						59 H	Canisius	0 1	105 A	Wright St.	0 2
						73 A	James Madison	2 1	114 A	Bryant	0 1
						80 A	Duquesne	1 4	130 N	Liberty	1 2
									135 H	Rider	3 0
									151 H	George Washington	4 0
									164 H	Pittsburgh	0 2
									182 A	Fairleigh Dickinson	2 3
									193 H	Hartwick	1 1
									201 A	Howard	2 1
									204 A	VMI	4 0
LAST 10 GAMES											
						182 A	Fairleigh Dickinson	2 3	114 A	Bryant	0 1
						59 H	Canisius	0 1	151 H	George Washington	4 0
						73 A	James Madison	2 1	164 H	Pittsburgh	0 2
						204 A	VMI	4 0	201 A	Howard	2 1
						130 N	Liberty	1 2	80 A	Duquesne	1 4

Non-Div. I Games:

Robert Morris

Average RPI Win: 189		WON-LOST	WINNING	LAST 10	STRENGTH OF	OPP. STRENGTH	TEAM	ADJ	CONF.	ADJ CONF.						
Average RPI Loss: 72		RECORD	PCT. RANK	GAMES	SCHEDULE	OF SCHEDULE	RPI	RPI	RPI	RPI						
DIV. I ONLY		1-6-4	.27273	174	1-5-4	114	97	174	.40611	175	13	13				
DIV. I NON-CONF.		1-5-1	.21429	182	1-4-1	118	39	168	.41239	172	11	10				

TOTALS		RPI 1-25	RPI 26-50		W-L RECORDS		RPI 51-100		RPI 101-150		RPI 150+					
1-6-4		0-2-0	0-1-0		OVERALL		0-0-1		0-2-1		1-1-2					
1-1-2		0-0-0	0-0-0		HOME		0-0-1		0-0-1		1-1-0					
0-5-1		0-2-0	0-1-0		AWAY		0-0-0		0-2-0		0-0-1					
0-0-1		0-0-0	0-0-0		NEUTRAL		0-0-0		0-0-0		0-0-1					
1-5-1		0-2-0	0-1-0		NON-CONFERENCE		0-0-0		0-1-0		1-1-1					
1-1-0		0-0-0	0-0-0		HOME		0-0-0		0-0-0		1-1-0					
0-4-0		0-2-0	0-0-		AWAY		0-0-0		0-1-0		0-0-0					
0-0-1		0-0-0	0-0-0		NEUTRAL		0-0-0		0-0-0		0-0-1					
0-1-3		0-0-0	0-0-0		CONFERENCE		0-0-1		0-1-1		0-0-1					
0-0-2		0-0-0	0-0-0		HOME		0-0-1		0-0-1		0-0-0					
0-1-1		0-0-0	0-0-0		AWAY		0-0-0		0-1-0		0-0-1					
0-0-0		0-0-0	0-0-0		NEUTRAL		0-0-0		0-0-0		0-0-0					
RPI	S	Opponent		Score	RPI	S	Opponent		Score	RPI	S	Opponent		Score		
1	A	Indiana		2 4	30	A	Akron		1 2	66	H	SMU		1 1		
14	A	Oregon St.		0 1							112	A	Portland		0 1	
											119	A	Memphis		2 3	
											119	H	Memphis		1 1	
											158	H	North Florida		0 1	
											170	N	Col. of Charleston		1 1	
											178	A	Temple		1 1	
											189	H	Fla. Atlantic		1 0	

					LAST 10 GAMES											
					119 A Memphis					2 3	178 A Temple					1 1
					170 N Col. of Charleston					1 1	66 H SMU					1 1
					30 A Akron					1 2	119 H Memphis					1 1
					189 H Fla. Atlantic					1 0	1 A Indiana					2 4
					14 A Oregon St.					0 1	158 H North Florida					0 1

Non-Div. I Games:

UCF

Average RPI Win: 176		WON-LOST	WINNING	LAST 10	STRENGTH OF		OPP. STRENGTH	TEAM	ADJ	CONF.	ADJ CONF.
Average RPI Loss: 100		RECORD	PCT. RANK	GAMES	SCHEDULE		OF SCHEDULE	RPI	RPI	RPI	RPI
DIV. I ONLY		3-7-0	.3	170	3-7-0		170	155	180	.40591	176
DIV. I NON-CONF.		1-6-0	.14286	191	1-6-0		113	144	158	.43124	158
TOTALS		RPI 1-25	RPI 26-50		W-L RECORDS		RPI 51-100		RPI 101-150		RPI 150+
3-7-0	0-1-0	0-0-0		OVERALL		0-2-0		0-2-0		3-2-0	
0-2-0	0-0-0	0-0-0		HOME		0-1-0		0-1-0		0-0-0	
3-5-0	0-1-0	0-0-0		AWAY		0-1-0		0-1-0		3-2-0	
0-0-0	0-0-0	0-0-0		NEUTRAL		0-0-0		0-0-0		0-0-0	
1-6-0	0-1-0	0-0-0		NON-CONFERENCE		0-2-0		0-1-0		1-2-0	
0-1-0	0-0-0	0-0-0		HOME		0-1-0		0-0-0		0-0-0	
1-5-0	0-1-0	0-0-		AWAY		0-1-0		0-1-0		1-2-0	
0-0-0	0-0-0	0-0-0		NEUTRAL		0-0-0		0-0-0		0-0-0	
2-1-0	0-0-0	0-0-0		CONFERENCE		0-0-0		0-1-0		2-0-0	
0-1-0	0-0-0	0-0-0		HOME		0-0-0		0-1-0		0-0-0	
2-0-0	0-0-0	0-0-0		AWAY		0-0-0		0-0-0		2-0-0	
0-0-0	0-0-0	0-0-0		NEUTRAL		0-0-0		0-0-0		0-0-0	
RPI S	Opponent	Score		RPI S	Opponent	Score		RPI S	Opponent	Score	
17 A	California	1	6					60 A	Wake Forest	1	4
								82 H	Bowling Green	0	1
								110 A	North Carolina St.	0	4
								111 H	Oakland	0	1
								153 A	Milwaukee	3	1
								157 A	Sacramento St.	0	2
								161 A	Cincinnati	0	2
								179 A	Marshall	2	0
								195 A	Belmont	1	0
LAST 10 GAMES											
111 H	Oakland	0	1	82 H	Bowling Green	0	1	195 A	Belmont	1	0
17 A	California	1	6	153 A	Milwaukee	3	1	161 A	Cincinnati	0	2
60 A	Wake Forest	1	4	157 A	Sacramento St.	0	2	179 A	Marshall	2	0
110 A	North Carolina St.	0	4								
179 A	Marshall	2	0								

Non-Div. I Games: Salem Int'l 3 2

Cleveland St.

Average RPI Win:	184	WON-LOST	WINNING	LAST 10	STRENGTH OF	OPP. STRENGTH	TEAM	ADJ	CONF.	ADJ CONF.	
Average RPI Loss:	77	RECORD	PCT. RANK	GAMES	SCHEDULE	OF SCHEDULE	RPI	RPI	RPI	RPI	
DIV. I ONLY	4-5-3	.45833	117	4-4-2	198	137	178	.40554	177	24	24
DIV. I NON-CONF.	4-5-1	.45	127	4-4-0	165	125	155	.44217	150	24	24
TOTALS	RPI 1-25	RPI 26-50	W-L RECORDS	RPI 51-100	RPI 101-150	RPI 150+					
4-5-3	0-0-0	0-0-0	OVERALL	0-4-0	0-1-1	4-0-2					
2-1-0	0-0-0	0-0-0	HOME	0-1-0	0-0-0	2-0-0					
2-3-2	0-0-0	0-0-0	AWAY	0-2-0	0-1-0	2-0-2					
0-1-1	0-0-0	0-0-0	NEUTRAL	0-1-0	0-0-1	0-0-0					
4-5-1	0-0-0	0-0-0	NON-CONFERENCE	0-4-0	0-1-1	4-0-0					
2-1-0	0-0-0	0-0-0	HOME	0-1-0	0-0-0	2-0-0					
2-3-0	0-0-0	0-0-	AWAY	0-2-0	0-1-0	2-0-0					
0-1-1	0-0-0	0-0-0	NEUTRAL	0-1-0	0-0-1	0-0-0					
0-0-2	0-0-0	0-0-0	CONFERENCE	0-0-0	0-0-0	0-0-2					
0-0-0	0-0-0	0-0-0	HOME	0-0-0	0-0-0	0-0-0					
0-0-2	0-0-0	0-0-0	AWAY	0-0-0	0-0-0	0-0-2					
0-0-0	0-0-0	0-0-0	NEUTRAL	0-0-0	0-0-0	0-0-0					
RPI	S	Opponent	Score	RPI	S	Opponent	Score	RPI	S	Opponent	Score
						57 A Navy	0 5	108 A UMBC		1 3	
						58 A Duke	0 2	144 N Albany (NY)		0 0	
						62 H Radford	0 1	166 H Jacksonville		2 1	
						100 N Vermont	1 3	179 A Marshall		2 0	
								193 A Hartwick		0 0	
								194 H Presbyterian		4 0	
								198 A USC Upstate		3 1	
								201 A Howard		2 2	
LAST 10 GAMES											
						201 A Howard	2 2	166 H Jacksonville		2 1	
						179 A Marshall	2 0	193 A Hartwick		0 0	
						194 H Presbyterian	4 0	58 A Duke		0 2	
						108 A UMBC	1 3	198 A USC Upstate		3 1	
						57 A Navy	0 5	62 H Radford		0 1	

Non-Div. I Games:

Appalachian St.

Average RPI Win: 114		WON-LOST	WINNING	LAST 10	STRENGTH OF		OPP. STRENGTH	TEAM	ADJ		CONF.	ADJ CONF.			
Average RPI Loss: 136		RECORD	PCT. RANK	GAMES	SCHEDULE		OF SCHEDULE	RPI	RPI		RPI	RPI			
DIV. I ONLY		3-6-2	.36364	154	3-6-1		147	170	167	.40258	179	6	6		
DIV. I NON-CONF.		1-4-2	.28571	170	1-4-1		144	191	172	.40407	176	6	6		
TOTALS		RPI 1-25	RPI 26-50		W-L RECORDS		RPI 51-100		RPI 101-150		RPI 150+				
3-6-2		0-0-0	0-1-0		OVERALL		2-1-1		0-1-1		1-3-0				
1-3-2		0-0-0	0-0-0		HOME		1-0-1		0-0-1		0-3-0				
2-2-0		0-0-0	0-1-0		AWAY		1-1-0		0-0-0		1-0-0				
0-1-0		0-0-0	0-0-0		NEUTRAL		0-0-0		0-1-0		0-0-0				
1-4-2		0-0-0	0-0-0		NON-CONFERENCE		0-1-1		0-1-1		1-2-0				
0-2-2		0-0-0	0-0-0		HOME		0-0-1		0-0-1		0-2-0				
1-1-0		0-0-0	0-0-		AWAY		0-1-0		0-0-0		1-0-0				
0-1-0		0-0-0	0-0-0		NEUTRAL		0-0-0		0-1-0		0-0-0				
2-2-0		0-0-0	0-1-0		CONFERENCE		2-0-0		0-0-0		0-1-0				
1-1-0		0-0-0	0-0-0		HOME		1-0-0		0-0-0		0-1-0				
1-1-0		0-0-0	0-1-0		AWAY		1-0-0		0-0-0		0-0-0				
0-0-0		0-0-0	0-0-0		NEUTRAL		0-0-0		0-0-0		0-0-0				
RPI	S	Opponent	Score	RPI	S	Opponent	Score	RPI	S	Opponent	Score				
				40	A	Kentucky	0 2	80	H	Duquesne	0 0	130	H	Liberty	2 2
								87	H	Old Dominion	2 1	140	N	Bradley	0 4
								95	A	Saint Francis (PA)	0 1	159	A	Evansville	1 0
								97	A	South Carolina	1 0	176	H	Cleveland St.	0 2
												177	H	Appalachian St.	0 2
												189	H	Fla. Atlantic	0 3
LAST 10 GAMES															
				40	A	Kentucky	0 2	87	H	Old Dominion	2 1				
				140	N	Bradley	0 4	189	H	Fla. Atlantic	0 3				
				177	H	Appalachian St.	0 2	95	A	Saint Francis (PA)	0 1				
				130	H	Liberty	2 2	97	A	South Carolina	1 0				
				176	H	Cleveland St.	0 2	159	A	Evansville	1 0				

Non-Div. I Games:

Marshall

Average RPI Win:	95	WON-LOST RECORD	WINNING PCT. RANK	LAST 10 GAMES	STRENGTH OF SCHEDULE	OPP. STRENGTH OF SCHEDULE	TEAM RPI	ADJ RPI	CONF. RPI	ADJ CONF. RPI	
Average RPI Loss:	98										
DIV. I ONLY	1-8-0	.11111	199	1-8-0	64	160	181	.39986	180	11	11
DIV. I NON-CONF.	1-6-0	.14286	191	1-6-0	99	175	185	.38164	185	13	13
<hr/>											
TOTALS	RPI 1-25	RPI 26-50		W-L RECORDS	RPI 51-100		RPI 101-150		RPI 150+		
1-8-0	0-1-0	0-0-0		OVERALL	1-4-0		0-2-0		0-1-0		
1-4-0	0-0-0	0-0-0		HOME	1-3-0		0-1-0		0-0-0		
0-4-0	0-1-0	0-0-0		AWAY	0-1-0		0-1-0		0-1-0		
0-0-0	0-0-0	0-0-0		NEUTRAL	0-0-0		0-0-0		0-0-0		
<hr/>											
1-6-0	0-0-0	0-0-0		NON-CONFERENCE	1-3-0		0-2-0		0-1-0		
1-3-0	0-0-0	0-0-0		HOME	1-2-0		0-1-0		0-0-0		
0-3-0	0-0-0	0-0-		AWAY	0-1-0		0-1-0		0-1-0		
0-0-0	0-0-0	0-0-0		NEUTRAL	0-0-0		0-0-0		0-0-0		
<hr/>											
0-2-0	0-1-0	0-0-0		CONFERENCE	0-1-0		0-0-0		0-0-0		
0-1-0	0-0-0	0-0-0		HOME	0-1-0		0-0-0		0-0-0		
0-1-0	0-1-0	0-0-0		AWAY	0-0-0		0-0-0		0-0-0		
0-0-0	0-0-0	0-0-0		NEUTRAL	0-0-0		0-0-0		0-0-0		
<hr/>											
RPI	S	Opponent	Score	RPI	S	Opponent	Score	RPI	S	Opponent	Score
18	A	Saint Louis	0 3					59	A	Canisius	2 3
								72	H	Delaware	0 3
								80	H	Duquesne	0 5
								82	H	Bowling Green	0 1
								95	H	Saint Francis (PA)	2 1
<hr/>											
				LAST 10 GAMES							
				80	H	Duquesne	0 5	193	A	Hartwick	1 2
				135	A	Rider	0 5	18	A	Saint Louis	0 3
				141	H	Niagara	0 1	95	H	Saint Francis (PA)	2 1
				72	H	Delaware	0 3	82	H	Bowling Green	0 1
								59	A	Canisius	2 3

Non-Div. I Games:

St. Bonaventure

Average RPI Win: 159		WON-LOST RECORD	WINNING PCT. RANK	LAST 10 GAMES	STRENGTH OF SCHEDULE	OPP. STRENGTH OF SCHEDULE	TEAM RPI	ADJ RPI	CONF. RPI	ADJ CONF. RPI	
Average RPI Loss: 118											
DIV. I ONLY		4-6-1	.40909 139	4-5-1	191	156	179	.39971 181	11	11	
DIV. I NON-CONF.		4-5-1	.45 127	4-4-1	186	157	178	.3985 178	13	13	
TOTALS		RPI 1-25	RPI 26-50		W-L RECORDS		RPI 51-100		RPI 101-150		RPI 150+
4-6-1	0-0-0		0-0-0		OVERALL		0-3-0		2-2-0		2-1-1
3-1-1	0-0-0		0-0-0		HOME		0-0-0		2-1-0		1-0-1
1-4-0	0-0-0		0-0-0		AWAY		0-3-0		0-1-0		1-0-0
0-1-0	0-0-0		0-0-0		NEUTRAL		0-0-0		0-0-0		0-1-0
4-5-1	0-0-0		0-0-0		NON-CONFERENCE		0-3-0		2-1-0		2-1-1
3-0-1	0-0-0		0-0-0		HOME		0-0-0		2-0-0		1-0-1
1-4-0	0-0-0		0-0-		AWAY		0-3-0		0-1-0		1-0-0
0-1-0	0-0-0		0-0-0		NEUTRAL		0-0-0		0-0-0		0-1-0
0-1-0	0-0-0		0-0-0		CONFERENCE		0-0-0		0-1-0		0-0-0
0-1-0	0-0-0		0-0-0		HOME		0-0-0		0-1-0		0-0-0
0-0-0	0-0-0		0-0-0		AWAY		0-0-0		0-0-0		0-0-0
0-0-0	0-0-0		0-0-0		NEUTRAL		0-0-0		0-0-0		0-0-0
RPI S	Opponent	Score	RPI S	Opponent	Score	RPI S	Opponent	Score	RPI S	Opponent	Score
						88 A Villanova		0 3	115 H Fordham		1 3
						91 A Siena		0 1	122 H Bucknell		1 0
						100 A Vermont		1 2	139 H Stetson		3 2
									145 A Loyola Maryland		0 1
									169 N UMass Lowell		0 2
									178 H Temple		2 2
									185 H LIU Brooklyn		1 0
									188 A Manhattan		1 0
LAST 10 GAMES											
			115 H Fordham		1 3	88 A Villanova		0 3			
			185 H LIU Brooklyn		1 0	188 A Manhattan		1 0			
			178 H Temple		2 2	122 H Bucknell		1 0			
			169 N UMass Lowell		0 2	139 H Stetson		3 2			
			100 A Vermont		1 2	145 A Loyola Maryland		0 1			

Non-Div. I Games:

La Salle

Average RPI Win:	147	WON-LOST	WINNING	LAST 10	STRENGTH OF	OPP. STRENGTH	TEAM	ADJ	CONF.	ADJ CONF.	
Average RPI Loss:	98	RECORD	PCT. RANK	GAMES	SCHEDULE	OF SCHEDULE	RPI	RPI	RPI	RPI	
DIV. I ONLY	3-8-1	.29167	172	3-6-1	177	131	183	.39403	182	23	23
DIV. I NON-CONF.	2-7-1	.25	173	2-5-1	177	110	183	.38858	181	23	23
<hr/>											
TOTALS	RPI 1-25	RPI 26-50		W-L RECORDS		RPI 51-100		RPI 101-150		RPI 150+	
3-8-1	0-0-0	0-0-0		OVERALL		1-5-0		0-3-0		2-0-1	
2-4-0	0-0-0	0-0-0		HOME		1-3-0		0-1-0		1-0-0	
1-4-1	0-0-0	0-0-0		AWAY		0-2-0		0-2-0		1-0-1	
0-0-0	0-0-0	0-0-0		NEUTRAL		0-0-0		0-0-0		0-0-0	
2-7-1	0-0-0	0-0-0		NON-CONFERENCE		1-4-0		0-3-0		1-0-1	
1-3-0	0-0-0	0-0-0		HOME		1-2-0		0-1-0		0-0-0	
1-4-1	0-0-0	0-0-		AWAY		0-2-0		0-2-0		1-0-1	
0-0-0	0-0-0	0-0-0		NEUTRAL		0-0-0		0-0-0		0-0-0	
1-1-0	0-0-0	0-0-0		CONFERENCE		0-1-0		0-0-0		1-0-0	
1-1-0	0-0-0	0-0-0		HOME		0-1-0		0-0-0		1-0-0	
0-0-0	0-0-0	0-0-0		AWAY		0-0-0		0-0-0		0-0-0	
0-0-0	0-0-0	0-0-0		NEUTRAL		0-0-0		0-0-0		0-0-0	
RPI	S	Opponent	Score	RPI	S	Opponent	Score	RPI	S	Opponent	Score
						55 H Hofstra	1 2	104 A William & Mary		1 2	
						65 H Princeton	3 2	137 A Colgate		1 3	
						71 A Cornell	0 2	147 H Drexel		0 3	
						79 H Iona	0 2	174 H Robert Morris		3 2	
						95 H Saint Francis (PA)	1 2	184 A Stony Brook		0 0	
						99 A VCU	0 3	202 A Yale		3 1	
<hr/>											
LAST 10 GAMES											
						174 H Robert Morris	3 2	202 A Yale		3 1	
						95 H Saint Francis (PA)	1 2	147 H Drexel		0 3	
						55 H Hofstra	1 2	71 A Cornell		0 2	
						184 A Stony Brook	0 0	137 A Colgate		1 3	
						65 H Princeton	3 2	79 H Iona		0 2	

Non-Div. I Games:

Fairleigh Dickinson

Average RPI Win: 173		WON-LOST	WINNING	LAST 10	STRENGTH OF	OPP. STRENGTH	TEAM	ADJ	CONF.	ADJ CONF.							
Average RPI Loss: 104		RECORD	PCT. RANK	GAMES	SCHEDULE	OF SCHEDULE	RPI	RPI	RPI	RPI							
DIV. I ONLY		1-9-1	.13636	196	1-8-1	87	176	184	.39225	183	11	11					
DIV. I NON-CONF.		1-8-0	.11111	199	1-7-0	86	180	180	.39353	180	13	13					
<hr/>																	
TOTALS		RPI 1-25		RPI 26-50		W-L RECORDS		RPI 51-100		RPI 101-150		RPI 150+					
1-9-1		0-1-0		0-0-0		OVERALL		0-3-1		0-3-0		1-2-0					
1-3-1		0-0-0		0-0-0		HOME		0-1-1		0-1-0		1-1-0					
0-6-0		0-1-0		0-0-0		AWAY		0-2-0		0-2-0		0-1-0					
0-0-0		0-0-0		0-0-0		NEUTRAL		0-0-0		0-0-0		0-0-0					
1-8-0		0-1-0		0-0-0		NON-CONFERENCE		0-3-0		0-2-0		1-2-0					
1-2-0		0-0-0		0-0-0		HOME		0-1-0		0-0-0		1-1-0					
0-6-0		0-1-0		0-0-		AWAY		0-2-0		0-2-0		0-1-0					
0-0-0		0-0-0		0-0-0		NEUTRAL		0-0-0		0-0-0		0-0-0					
0-1-1		0-0-0		0-0-0		CONFERENCE		0-0-1		0-1-0		0-0-0					
0-1-1		0-0-0		0-0-0		HOME		0-0-1		0-1-0		0-0-0					
0-0-0		0-0-0		0-0-0		AWAY		0-0-0		0-0-0		0-0-0					
0-0-0		0-0-0		0-0-0		NEUTRAL		0-0-0		0-0-0		0-0-0					
RPI	S	Opponent		Score		RPI	S	Opponent		Score		RPI	S	Opponent		Score	
24	A	Boston U.		0	2			76	A	Santa Clara	0	2	107	A	Utah Valley	1	5
								89	A	Cal Poly	0	1	113	A	Hartford	1	2
								93	H	Harvard	2	3	117	H	Saint Joseph's	0	1
								99	H	VCU	1	1	155	H	New Hampshire	0	1
													163	A	San Jose St.	1	4
													173	H	Fairfield	2	1
<hr/>																	
LAST 10 GAMES																	
		99	H	VCU	1	1		117	H	Saint Joseph's	0	1					
		113	A	Hartford	1	2		155	H	New Hampshire	0	1					
		89	A	Cal Poly	0	1		93	H	Harvard	2	3					
		76	A	Santa Clara	0	2		173	H	Fairfield	2	1					
		163	A	San Jose St.	1	4		24	A	Boston U.	0	2					

Non-Div. I Games:

Massachusetts

Average RPI Win: 148		WON-LOST RECORD		WINNING PCT. RANK		LAST 10 GAMES		STRENGTH OF SCHEDULE		OPP. STRENGTH OF SCHEDULE		TEAM RPI		ADJ RPI		CONF. RPI		ADJ CONF. RPI					
Average RPI Loss: 107		3-8-1		.29167 172		3-6-1		167		169		182		.39173 184		16		17					
DIV. I ONLY		2-7-1		.25 173		2-5-1		164		169		179		.38817 182		17		16					
DIV. I NON-CONF.																							
TOTALS		RPI 1-25		RPI 26-50		W-L RECORDS		RPI 51-100		RPI 101-150		RPI 150+											
3-8-1		0-0-0		0-0-0		OVERALL		1-4-0		0-3-0		2-1-1											
2-2-1		0-0-0		0-0-0		HOME		1-1-0		0-1-0		1-0-1											
1-5-0		0-0-0		0-0-0		AWAY		0-3-0		0-1-0		1-1-0											
0-1-0		0-0-0		0-0-0		NEUTRAL		0-0-0		0-1-0		0-0-0											
2-7-1		0-0-0		0-0-0		NON-CONFERENCE		1-3-0		0-3-0		1-1-1											
1-2-1		0-0-0		0-0-0		HOME		1-1-0		0-1-0		0-0-1											
1-4-0		0-0-0		0-0-		AWAY		0-2-0		0-1-0		1-1-0											
0-1-0		0-0-0		0-0-0		NEUTRAL		0-0-0		0-1-0		0-0-0											
1-1-0		0-0-0		0-0-0		CONFERENCE		0-1-0		0-0-0		1-0-0											
1-0-0		0-0-0		0-0-0		HOME		0-0-0		0-0-0		1-0-0											
0-1-0		0-0-0		0-0-0		AWAY		0-1-0		0-0-0		0-0-0											
0-0-0		0-0-0		0-0-0		NEUTRAL		0-0-0		0-0-0		0-0-0											
RPI	S	Opponent		Score		RPI	S	Opponent		Score		RPI	S	Opponent		Score		RPI	S	Opponent		Score	
								66	A	SMU	1	3			116	A	Rhode Island	0	3				
								70	A	UConn	0	3			119	N	Memphis	0	1				
								88	H	Villanova	0	1			132	H	Northeastern	2	3				
								90	H	Lehigh	3	0			155	H	New Hampshire	1	0				
								100	A	Vermont	0	2			165	A	Central Conn. St.	0	1				
															182	H	Fairleigh Dickinson	0	0				
															200	A	Sacred Heart	4	2				
LAST 10 GAMES																							
								100	A	Vermont	0	2			155	H	New Hampshire	1	0				
								88	H	Villanova	0	1			132	H	Northeastern	2	3				
								119	N	Memphis	0	1			200	A	Sacred Heart	4	2				
								182	H	Fairleigh Dickinson	0	0			116	A	Rhode Island	0	3				
								90	H	Lehigh	3	0			66	A	SMU	1	3				

Non-Div. I Games:

Stony Brook

Average RPI Win:	183	WON-LOST	WINNING	LAST 10	STRENGTH OF	OPP. STRENGTH	TEAM	ADJ	CONF.	ADJ CONF.					
Average RPI Loss:	113	RECORD	PCT. RANK	GAMES	SCHEDULE	OF SCHEDULE	RPI	RPI	RPI	RPI					
DIV. I ONLY		2-8-0	.2	187	2-8-0	124	194	185	.38502	185	23	23			
DIV. I NON-CONF.		1-8-0	.11111	199	1-8-0	122	186	182	.38547	183	23	23			
<hr/>															
TOTALS	RPI 1-25	RPI 26-50		W-L RECORDS		RPI 51-100		RPI 101-150		RPI 150+					
2-8-0	0-0-0	0-1-0		OVERALL		0-1-0		0-5-0		2-1-0					
1-4-0	0-0-0	0-1-0		HOME		0-0-0		0-3-0		1-0-0					
1-4-0	0-0-0	0-0-0		AWAY		0-1-0		0-2-0		1-1-0					
0-0-0	0-0-0	0-0-0		NEUTRAL		0-0-0		0-0-0		0-0-0					
1-8-0	0-0-0	0-1-0		NON-CONFERENCE		0-1-0		0-5-0		1-1-0					
0-4-0	0-0-0	0-1-0		HOME		0-0-0		0-3-0		0-0-0					
1-4-0	0-0-0	0-0-		AWAY		0-1-0		0-2-0		1-1-0					
0-0-0	0-0-0	0-0-0		NEUTRAL		0-0-0		0-0-0		0-0-0					
1-0-0	0-0-0	0-0-0		CONFERENCE		0-0-0		0-0-0		1-0-0					
1-0-0	0-0-0	0-0-0		HOME		0-0-0		0-0-0		1-0-0					
0-0-0	0-0-0	0-0-0		AWAY		0-0-0		0-0-0		0-0-0					
0-0-0	0-0-0	0-0-0		NEUTRAL		0-0-0		0-0-0		0-0-0					
<hr/>															
RPI	S	Opponent	Score	RPI	S	Opponent	Score	RPI	S	Opponent	Score				
				49	H	George Mason	0 1	72	A	Delaware	0 2				
								108	A	UMBC	0 4				
								117	H	Saint Joseph's	3 4				
								118	A	NJIT	1 3				
								125	H	Columbia	2 3				
								135	H	Rider	2 5				
								165	H	Central Conn. St.	2 1				
								181	A	La Salle	0 1				
								201	A	Howard	4 1				
<hr/>															
				LAST 10 GAMES											
				165 H Central Conn. St.				2	1	201 A Howard				4	1
				181 A La Salle				0	1	49 H George Mason				0	1
				117 H Saint Joseph's				3	4	118 A NJIT				1	3
				72 A Delaware				0	2	125 H Columbia				2	3
				108 A UMBC				0	4	135 H Rider				2	5

Non-Div. I Games:

LIU Brooklyn

Average RPI Win: 107		WON-LOST	WINNING	LAST 10	STRENGTH OF		OPP. STRENGTH	TEAM	ADJ		CONF.	ADJ CONF.
Average RPI Loss: 125		RECORD	PCT. RANK	GAMES	SCHEDULE		OF SCHEDULE	RPI	RPI		RPI	RPI
DIV. I ONLY		2-6-3	.31818	166	1-5-3		192	88	188		.38114	186
DIV. I NON-CONF.		2-4-2	.375	147	1-3-2		194	79	188		.37777	187
TOTALS		RPI 1-25	RPI 26-50		W-L RECORDS		RPI 51-100		RPI 101-150		RPI 150+	
2-6-3		0-0-0	1-0-0		OVERALL		0-1-0		0-5-1		1-0-2	
1-2-1		0-0-0	0-0-0		HOME		0-0-0		0-2-0		1-0-1	
1-4-2		0-0-0	1-0-0		AWAY		0-1-0		0-3-1		0-0-1	
0-0-0		0-0-0	0-0-0		NEUTRAL		0-0-0		0-0-0		0-0-0	
2-4-2		0-0-0	1-0-0		NON-CONFERENCE		0-0-0		0-4-1		1-0-1	
1-2-0		0-0-0	0-0-0		HOME		0-0-0		0-2-0		1-0-0	
1-2-2		0-0-0	1-0-		AWAY		0-0-0		0-2-1		0-0-1	
0-0-0		0-0-0	0-0-0		NEUTRAL		0-0-0		0-0-0		0-0-0	
0-2-1		0-0-0	0-0-0		CONFERENCE		0-1-0		0-1-0		0-0-1	
0-0-1		0-0-0	0-0-0		HOME		0-0-0		0-0-0		0-0-1	
0-2-0		0-0-0	0-0-0		AWAY		0-1-0		0-1-0		0-0-0	
0-0-0		0-0-0	0-0-0		NEUTRAL		0-0-0		0-0-0		0-0-0	
RPI S	Opponent	Score	RPI S	Opponent	Score	RPI S	Opponent	Score	RPI S	Opponent	Score	
			46 A	Western Ill.	1 0	94 A	Detroit	0 3	111 A	Oakland	0 2	
									120 A	Northern Ill.	2 2	
									129 H	Western Mich.	1 2	
									131 A	Wisconsin	0 1	
									133 H	DePaul	3 4	
									149 A	Drake	1 3	
									153 H	Milwaukee	2 2	
									154 A	IPFW	0 0	
									168 H	Grand Canyon	1 0	
LAST 10 GAMES												
			94 A	Detroit	0 3		111 A	Oakland	0 2			
			131 A	Wisconsin	0 1		153 H	Milwaukee	2 2			
			46 A	Western Ill.	1 0		154 A	IPFW	0 0			
			149 A	Drake	1 3		129 H	Western Mich.	1 2			
			133 H	DePaul	3 4		120 A	Northern Ill.	2 2			

Non-Div. I Games: Viterbo 8 0

Green Bay

Average RPI Win:		174	WON-LOST		WINNING		LAST 10		STRENGTH OF		OPP. STRENGTH		TEAM		ADJ		CONF.		ADJ CONF.	
Average RPI Loss:		128	RECORD		PCT. RANK		GAMES		SCHEDULE		OF SCHEDULE		RPI		RPI		RPI		RPI	
DIV. I ONLY			3-6-0		.33333		162		3-6-0		184		200		186		.38065		187	
DIV. I NON-CONF.			1-6-0		.14286		191		1-6-0		162		173		177		.40059		177	
TOTALS		RPI 1-25		RPI 26-50		W-L RECORDS		RPI 51-100		RPI 101-150		RPI 150+								
3-6-0		0-0-0		0-0-0		OVERALL		0-2-0		1-3-0		2-1-0								
1-1-0		0-0-0		0-0-0		HOME		0-0-0		0-1-0		1-0-0								
2-4-0		0-0-0		0-0-0		AWAY		0-1-0		1-2-0		1-1-0								
0-1-0		0-0-0		0-0-0		NEUTRAL		0-1-0		0-0-0		0-0-0								
1-6-0		0-0-0		0-0-0		NON-CONFERENCE		0-2-0		1-3-0		0-1-0								
0-1-0		0-0-0		0-0-0		HOME		0-0-0		0-1-0		0-0-0								
1-4-0		0-0-0		0-0-		AWAY		0-1-0		1-2-0		0-1-0								
0-1-0		0-0-0		0-0-0		NEUTRAL		0-1-0		0-0-0		0-0-0								
2-0-0		0-0-0		0-0-0		CONFERENCE		0-0-0		0-0-0		2-0-0								
1-0-0		0-0-0		0-0-0		HOME		0-0-0		0-0-0		1-0-0								
1-0-0		0-0-0		0-0-0		AWAY		0-0-0		0-0-0		1-0-0								
0-0-0		0-0-0		0-0-0		NEUTRAL		0-0-0		0-0-0		0-0-0								
RPI	S	Opponent		Score		RPI	S	Opponent		Score		RPI	S	Opponent		Score				

Non-Div. I Games:

Incarnate Word

Average RPI Win: 162		WON-LOST	WINNING	LAST 10	STRENGTH OF		OPP. STRENGTH	TEAM	ADJ		CONF.	ADJ CONF.	
Average RPI Loss: 112		RECORD	PCT. RANK	GAMES	SCHEDULE		OF SCHEDULE	RPI	RPI		RPI	RPI	
DIV. I ONLY		1-7-1	.16667	192	1-7-1		115	197	189	.37807	188	15	15
DIV. I NON-CONF.		1-4-1	.25	173	1-4-1		161	198	192	.35054	191	19	19
TOTALS		RPI 1-25	RPI 26-50		W-L RECORDS		RPI 51-100		RPI 101-150		RPI 150+		
1-7-1	0-0-0	0-0-0		OVERALL		0-4-0		0-2-0		1-1-1			
0-2-0	0-0-0	0-0-0		HOME		0-1-0		0-0-0		0-1-0			
1-5-1	0-0-0	0-0-0		AWAY		0-3-0		0-2-0		1-0-1			
0-0-0	0-0-0	0-0-0		NEUTRAL		0-0-0		0-0-0		0-0-0			
1-4-1	0-0-0	0-0-0		NON-CONFERENCE		0-2-0		0-1-0		1-1-1			
0-1-0	0-0-0	0-0-0		HOME		0-0-0		0-0-0		0-1-0			
1-3-1	0-0-0	0-0-		AWAY		0-2-0		0-1-0		1-0-1			
0-0-0	0-0-0	0-0-0		NEUTRAL		0-0-0		0-0-0		0-0-0			
0-3-0	0-0-0	0-0-0		CONFERENCE		0-2-0		0-1-0		0-0-0			
0-1-0	0-0-0	0-0-0		HOME		0-1-0		0-0-0		0-0-0			
0-2-0	0-0-0	0-0-0		AWAY		0-1-0		0-1-0		0-0-0			
0-0-0	0-0-0	0-0-0		NEUTRAL		0-0-0		0-0-0		0-0-0			
RPI	S	Opponent	Score	RPI	S	Opponent	Score	RPI	S	Opponent	Score		
						90 A Lehigh	1 2	115 A Fordham	1 3				
						91 H Siena	0 1	123 A Marist	0 2				
						92 A Monmouth	0 1	162 A St. Francis Brooklyn	1 0				
						93 A Harvard	0 3	181 H La Salle	0 1				
								202 A Yale	0 0				
LAST 10 GAMES													
						91 H Siena	0 1	181 H La Salle	0 1				
						92 A Monmouth	0 1	93 A Harvard	0 3				
						123 A Marist	0 2	202 A Yale	0 0				
						90 A Lehigh	1 2	115 A Fordham	1 3				
								162 A St. Francis Brooklyn	1 0				

Non-Div. I Games:

Manhattan

Average RPI Win:	179	WON-LOST RECORD	WINNING PCT. RANK	LAST 10 GAMES	STRENGTH OF SCHEDULE	OPP. STRENGTH OF SCHEDULE	TEAM RPI	ADJ RPI	CONF. RPI	ADJ CONF. RPI			
Average RPI Loss:	129												
DIV. I ONLY	1-7-2	.2	187	1-7-2	123	189	187	.37169	189	6	6		
DIV. I NON-CONF.	0-5-1	.08333	201	0-5-1	176	202	194	.33185	196	6	6		
<hr/>													
TOTALS	RPI 1-25	RPI 26-50		W-L RECORDS	RPI 51-100		RPI 101-150		RPI 150+				
1-7-2	0-0-0	0-1-1		OVERALL	0-1-0		0-1-1		1-4-0				
0-1-2	0-0-0	0-1-1		HOME	0-0-0		0-0-1		0-0-0				
1-5-0	0-0-0	0-0-0		AWAY	0-1-0		0-0-0		1-4-0				
0-1-0	0-0-0	0-0-0		NEUTRAL	0-0-0		0-1-0		0-0-0				
0-5-1	0-0-0	0-0-0		NON-CONFERENCE	0-0-0		0-1-1		0-4-0				
0-0-1	0-0-0	0-0-0		HOME	0-0-0		0-0-1		0-0-0				
0-4-0	0-0-0	0-0-		AWAY	0-0-0		0-0-0		0-4-0				
0-1-0	0-0-0	0-0-0		NEUTRAL	0-0-0		0-1-0		0-0-0				
1-2-1	0-0-0	0-1-1		CONFERENCE	0-1-0		0-0-0		1-0-0				
0-1-1	0-0-0	0-1-1		HOME	0-0-0		0-0-0		0-0-0				
1-1-0	0-0-0	0-0-0		AWAY	0-1-0		0-0-0		1-0-0				
0-0-0	0-0-0	0-0-0		NEUTRAL	0-0-0		0-0-0		0-0-0				
<hr/>													
RPI S	Opponent	Score	RPI S	Opponent	Score	RPI S	Opponent	Score	RPI S	Opponent	Score		
			26 H	New Mexico	0 <div>2</div>	87 A	Old Dominion	1 <div>2</div>	126 N	Mercer	0 <div>3</div>		
			40 H	Kentucky	0 <div>0</div>				139 H	Stetson	1 <div>1</div>		
									158 A	North Florida	2 <div>5</div>		
									166 A	Jacksonville	0 <div>2</div>		
									167 A	Ga. Southern	4 <div>5</div>		
									175 A	UCF	0 <div>1</div>		
									179 A	Marshall	3 0		
			LAST 10 GAMES										
			87 A	Old Dominion	1 <div>2</div>	126 N	Mercer	0 <div>3</div>					
			26 H	New Mexico	0 <div>2</div>	167 A	Ga. Southern	4 <div>5</div>					
			179 A	Marshall	3 0	139 H	Stetson	1 <div>1</div>					
			40 H	Kentucky	0 <div>0</div>	175 A	UCF	0 <div>1</div>					
			158 A	North Florida	2 <div>5</div>	166 A	Jacksonville	0 <div>2</div>					

Non-Div. I Games:

Fla. Atlantic

Average RPI Win: 204		WON-LOST	WINNING	LAST 10	STRENGTH OF		OPP. STRENGTH	TEAM	ADJ	CONF.	ADJ CONF.			
Average RPI Loss: 92		RECORD	PCT. RANK	GAMES	SCHEDULE		OF SCHEDULE	RPI	RPI	RPI	RPI			
DIV. I ONLY		1-8-1	.15	194	1-8-1		138	165	194	.36853	190			
DIV. I NON-CONF.		1-5-1	.21429	182	1-5-1		195	155	200	.32599	199			
TOTALS		RPI 1-25	RPI 26-50		W-L RECORDS		RPI 51-100		RPI 101-150		RPI 150+			
1-8-1	0-1-0	0-0-0		OVERALL		0-4-0		0-1-0		1-2-1				
0-3-1	0-0-0	0-0-0		HOME		0-1-0		0-0-0		0-2-1				
1-5-0	0-1-0	0-0-0		AWAY		0-3-0		0-1-0		1-0-0				
0-0-0	0-0-0	0-0-0		NEUTRAL		0-0-0		0-0-0		0-0-0				
1-5-1	0-0-0	0-0-0		NON-CONFERENCE		0-3-0		0-0-0		1-2-1				
0-2-1	0-0-0	0-0-0		HOME		0-0-0		0-0-0		0-2-1				
1-3-0	0-0-0	0-0-		AWAY		0-3-0		0-0-0		1-0-0				
0-0-0	0-0-0	0-0-0		NEUTRAL		0-0-0		0-0-0		0-0-0				
0-3-0	0-1-0	0-0-0		CONFERENCE		0-1-0		0-1-0		0-0-0				
0-1-0	0-0-0	0-0-0		HOME		0-1-0		0-0-0		0-0-0				
0-2-0	0-1-0	0-0-0		AWAY		0-0-0		0-1-0		0-0-0				
0-0-0	0-0-0	0-0-0		NEUTRAL		0-0-0		0-0-0		0-0-0				
RPI	S	Opponent	Score		RPI	S	Opponent	Score		RPI	S	Opponent	Score	
22	A	Winthrop	2 3							127	A	High Point	2 3	
							57 A Navy	0 2				151 H George Washington	2 3	
							62 H Radford	0 5				160 H UNC Greensboro	2 2	
							69 A Virginia Tech	1 4				164 H Pittsburgh	0 1	
							87 A Old Dominion	0 2				204 A VMI	1 0	
LAST 10 GAMES														
		127 A High Point	2 3				57 A Navy	0 2						
		62 H Radford	0 5				87 A Old Dominion	0 2						
		22 A Winthrop	2 3				160 H UNC Greensboro	2 2						
		151 H George Washington	2 3				69 A Virginia Tech	1 4						
		204 A VMI	1 0				164 H Pittsburgh	0 1						

Non-Div. I Games:

Longwood

Average RPI Win: 193		WON-LOST RECORD		WINNING PCT. RANK		LAST 10 GAMES		STRENGTH OF SCHEDULE		OPP. STRENGTH OF SCHEDULE		TEAM RPI		ADJ RPI		CONF. RPI		ADJ CONF. RPI	
DIV. I ONLY		2-8-0		.2 187		2-8-0		174		158		193		.36746 191		19		19	
DIV. I NON-CONF.		2-5-0		.28571 170		2-5-0		157		160		187		.38385 184		15		15	
TOTALS		RPI 1-25		RPI 26-50		W-L RECORDS		RPI 51-100		RPI 101-150		RPI 150+							
2-8-0		0-1-0		0-0-0		OVERALL		0-3-0		0-2-0		2-2-0							
2-3-0		0-0-0		0-0-0		HOME		0-1-0		0-2-0		2-0-0							
0-5-0		0-1-0		0-0-0		AWAY		0-2-0		0-0-0		0-2-0							
0-0-0		0-0-0		0-0-0		NEUTRAL		0-0-0		0-0-0		0-0-0							
2-5-0		0-1-0		0-0-0		NON-CONFERENCE		0-2-0		0-1-0		2-1-0							
2-1-0		0-0-0		0-0-0		HOME		0-0-0		0-1-0		2-0-0							
0-4-0		0-1-0		0-0-		AWAY		0-2-0		0-0-0		0-1-0							
0-0-0		0-0-0		0-0-0		NEUTRAL		0-0-0		0-0-0		0-0-0							
0-3-0		0-0-0		0-0-0		CONFERENCE		0-1-0		0-1-0		0-1-0							
0-2-0		0-0-0		0-0-0		HOME		0-1-0		0-1-0		0-0-0							
0-1-0		0-0-0		0-0-0		AWAY		0-0-0		0-0-0		0-1-0							
0-0-0		0-0-0		0-0-0		NEUTRAL		0-0-0		0-0-0		0-0-0							
RPI	S	Opponent		Score		RPI	S	Opponent		Score		RPI	S	Opponent		Score			
18	A	Saint Louis		0 2								119	H	Memphis		0 1			
												150	H	SIUE		1 3			
												159	A	Evansville		0 3			
												172	A	UMKC		0 1			
												187	H	Incarnate Word		2 1			
												199	H	Eastern Ill.		2 0			
						LAST 10 GAMES													
						150	H	SIUE		1 3		172	A	UMKC		0 1			
						159	A	Evansville		0 3		96	H	Missouri St.		0 1			
						119	H	Memphis		0 1		67	A	San Francisco		0 2			
						18	A	Saint Louis		0 2		56	A	St. Mary's (CA)		1 3			
						187	H	Incarnate Word		2 1		199	H	Eastern Ill.		2 0			

Non-Div. I Games:

Central Ark.

Average RPI Win:	172	WON-LOST RECORD	WINNING PCT. RANK	LAST 10 GAMES	STRENGTH OF SCHEDULE	OPP. STRENGTH OF SCHEDULE	TEAM RPI	ADJ RPI	CONF. RPI	ADJ CONF. RPI		
DIV. I ONLY		2-9-0	.18182	190	2-8-0	145	198	191	.3577	192	15	15
DIV. I NON-CONF.		2-6-0	.25	173	2-5-0	143	195	189	.37054	190	19	19
<hr/>												
TOTALS	RPI 1-25	RPI 26-50			W-L RECORDS		RPI 51-100		RPI 101-150		RPI 150+	
2-9-0	0-0-0	0-0-0			OVERALL		0-3-0		0-2-0		2-4-0	
0-3-0	0-0-0	0-0-0			HOME		0-0-0		0-1-0		0-2-0	
2-5-0	0-0-0	0-0-0			AWAY		0-3-0		0-1-0		2-1-0	
0-1-0	0-0-0	0-0-0			NEUTRAL		0-0-0		0-0-0		0-1-0	
<hr/>												
2-6-0	0-0-0	0-0-0			NON-CONFERENCE		0-2-0		0-1-0		2-3-0	
0-1-0	0-0-0	0-0-0			HOME		0-0-0		0-0-0		0-1-0	
2-4-0	0-0-0	0-0-			AWAY		0-2-0		0-1-0		2-1-0	
0-1-0	0-0-0	0-0-0			NEUTRAL		0-0-0		0-0-0		0-1-0	
<hr/>												
0-3-0	0-0-0	0-0-0			CONFERENCE		0-1-0		0-1-0		0-1-0	
0-2-0	0-0-0	0-0-0			HOME		0-0-0		0-1-0		0-1-0	
0-1-0	0-0-0	0-0-0			AWAY		0-1-0		0-0-0		0-0-0	
0-0-0	0-0-0	0-0-0			NEUTRAL		0-0-0		0-0-0		0-0-0	
<hr/>												
RPI	S	Opponent	Score	RPI	S	Opponent	Score	RPI	S	Opponent	Score	
						72 A Delaware	1 2			114 A Bryant	1 2	
						88 A Villanova	1 3			141 H Niagara	1 2	
						91 A Siena	0 1			151 A George Washington	4 0	
										152 A Lafayette	0 1	
										155 N New Hampshire	0 1	
										162 H St. Francis Brooklyn	0 2	
										173 H Fairfield	0 1	
										193 A Hartwick	2 1	
<hr/>												
LAST 10 GAMES												
						141 H Niagara	1 2			162 H St. Francis Brooklyn	0 2	
						173 H Fairfield	0 1			114 A Bryant	1 2	
						91 A Siena	0 1			72 A Delaware	1 2	
						151 A George Washington	4 0			88 A Villanova	1 3	
						155 N New Hampshire	0 1			193 A Hartwick	2 1	

Non-Div. I Games:

Saint Peter's

Average RPI Win: 180		WON-LOST	WINNING	LAST 10	STRENGTH OF		OPP. STRENGTH	TEAM	ADJ	CONF.	ADJ CONF.
Average RPI Loss: 107		RECORD	PCT. RANK	GAMES	SCHEDULE		OF SCHEDULE	RPI	RPI	RPI	RPI
DIV. I ONLY		1-7-4	.25	178	1-6-3		156	187	190	.35685	193
DIV. I NON-CONF.		1-6-3	.25	173	1-5-2		152	163	186	.37533	189
TOTALS		RPI 1-25	RPI 26-50		W-L RECORDS		RPI 51-100		RPI 101-150		RPI 150+
1-7-4	0-0-0	0-2-0		OVERALL		0-1-0		0-2-1		1-2-3	
1-1-3	0-0-0	0-0-0		HOME		0-0-0		0-0-1		1-1-2	
0-6-1	0-0-0	0-2-0		AWAY		0-1-0		0-2-0		0-1-1	
0-0-0	0-0-0	0-0-0		NEUTRAL		0-0-0		0-0-0		0-0-0	
1-6-3	0-0-0	0-2-0		NON-CONFERENCE		0-1-0		0-2-1		1-1-2	
1-1-2	0-0-0	0-0-0		HOME		0-0-0		0-0-1		1-1-1	
0-5-1	0-0-0	0-0-		AWAY		0-1-0		0-2-0		0-0-1	
0-0-0	0-0-0	0-0-0		NEUTRAL		0-0-0		0-0-0		0-0-0	
0-1-1	0-0-0	0-0-0		CONFERENCE		0-0-0		0-0-0		0-1-1	
0-0-1	0-0-0	0-0-0		HOME		0-0-0		0-0-0		0-0-1	
0-1-0	0-0-0	0-0-0		AWAY		0-0-0		0-0-0		0-1-0	
0-0-0	0-0-0	0-0-0		NEUTRAL		0-0-0		0-0-0		0-0-0	
RPI S	Opponent	Score	RPI S	Opponent	Score	RPI S	Opponent	Score	RPI S	Opponent	Score
			33 A	American	1 3	71 A	Cornell	0 1	114 A	Bryant	2 4
			49 A	George Mason	0 1				122 A	Bucknell	0 2
									144 H	Albany (NY)	2 2
									167 A	Ga. Southern	0 2
									173 H	Fairfield	0 0
									174 A	Robert Morris	1 1
									177 H	Appalachian St.	0 0
									180 H	St. Bonaventure	2 1
									192 H	Saint Peter's	1 2
LAST 10 GAMES											
			167 A	Ga. Southern	0 2	71 A	Cornell	0 1			
			180 H	St. Bonaventure	2 1	144 H	Albany (NY)	2 2			
			177 H	Appalachian St.	0 0	49 A	George Mason	0 1			
			114 A	Bryant	2 4	33 A	American	1 3			
			173 H	Fairfield	0 0	192 H	Saint Peter's	1 2			

Non-Div. I Games:

Hartwick

Average RPI Win:	134	WON-LOST	WINNING	LAST 10	STRENGTH OF	OPP. STRENGTH	TEAM	ADJ	CONF.	ADJ CONF.		
Average RPI Loss:	125	RECORD	PCT. RANK	GAMES	SCHEDULE	OF SCHEDULE	RPI	RPI	RPI	RPI		
DIV. I ONLY		1-9-0	.1	201	1-9-0	86	203	192	.35226	194	20	20
DIV. I NON-CONF.		1-5-0	.16667	188	1-5-0	185	204	202	.29237	202	20	20
<hr/>												
TOTALS	RPI 1-25	RPI 26-50		W-L RECORDS		RPI 51-100		RPI 101-150		RPI 150+		
1-9-0	0-1-0	0-1-0		OVERALL		0-1-0		1-1-0		0-5-0		
1-3-0	0-1-0	0-0-0		HOME		0-0-0		1-1-0		0-1-0		
0-6-0	0-0-0	0-1-0		AWAY		0-1-0		0-0-0		0-4-0		
0-0-0	0-0-0	0-0-0		NEUTRAL		0-0-0		0-0-0		0-0-0		
<hr/>												
1-5-0	0-0-0	0-0-0		NON-CONFERENCE		0-0-0		1-0-0		0-5-0		
1-1-0	0-0-0	0-0-0		HOME		0-0-0		1-0-0		0-1-0		
0-4-0	0-0-0	0-0-		AWAY		0-0-0		0-0-0		0-4-0		
0-0-0	0-0-0	0-0-0		NEUTRAL		0-0-0		0-0-0		0-0-0		
<hr/>												
0-4-0	0-1-0	0-1-0		CONFERENCE		0-1-0		0-1-0		0-0-0		
0-2-0	0-1-0	0-0-0		HOME		0-0-0		0-1-0		0-0-0		
0-2-0	0-0-0	0-1-0		AWAY		0-1-0		0-0-0		0-0-0		
0-0-0	0-0-0	0-0-0		NEUTRAL		0-0-0		0-0-0		0-0-0		
<hr/>												
RPI	S	Opponent	Score	RPI	S	Opponent	Score	RPI	S	Opponent	Score	
22	H	Winthrop	0 4	34	A	Coastal Caro.	0 2	62	A	Radford	1 6	
								127	H	High Point	0 3	
								134	H	Wofford	2 1	
								164	A	Pittsburgh	0 3	
								167	H	Ga. Southern	0 5	
								171	A	Georgia St.	0 1	
								177	A	Appalachian St.	0 4	
								198	A	USC Upstate	0 2	
				LAST 10 GAMES								
22	H	Winthrop	0 4	167	H	Ga. Southern	0 5					
34	A	Coastal Caro.	0 2	198	A	USC Upstate	0 2					
127	H	High Point	0 3	171	A	Georgia St.	0 1					
62	A	Radford	1 6	177	A	Appalachian St.	0 4					
164	A	Pittsburgh	0 3	134	H	Wofford	2 1					

Non-Div. I Games:

Presbyterian

Average RPI Win: 89		WON-LOST	WINNING	LAST 10	STRENGTH OF		OPP. STRENGTH	TEAM	ADJ	CONF.	ADJ CONF.			
Average RPI Loss: 108		RECORD	PCT. RANK	GAMES	SCHEDULE		OF SCHEDULE	RPI	RPI	RPI	RPI			
DIV. I ONLY		1-8-0	.11111 199	1-8-0	188		60	196	.33486 196	12	12			
DIV. I NON-CONF.		1-5-0	.16667 188	1-5-0	172		69	191	.34486 193	9	9			
<hr/>														
TOTALS		RPI 1-25	RPI 26-50		W-L RECORDS		RPI 51-100		RPI 101-150		RPI 150+			
1-8-0		0-1-0	0-0-0		OVERALL		1-2-0		0-3-0		0-2-0			
0-1-0		0-0-0	0-0-0		HOME		0-0-0		0-1-0		0-0-0			
1-7-0		0-1-0	0-0-0		AWAY		1-2-0		0-2-0		0-2-0			
0-0-0		0-0-0	0-0-0		NEUTRAL		0-0-0		0-0-0		0-0-0			
1-5-0		0-1-0	0-0-0		NON-CONFERENCE		1-1-0		0-1-0		0-2-0			
0-0-0		0-0-0	0-0-0		HOME		0-0-0		0-0-0		0-0-0			
1-5-0		0-1-0	0-0-		AWAY		1-1-0		0-1-0		0-2-0			
0-0-0		0-0-0	0-0-0		NEUTRAL		0-0-0		0-0-0		0-0-0			
0-3-0		0-0-0	0-0-0		CONFERENCE		0-1-0		0-2-0		0-0-0			
0-1-0		0-0-0	0-0-0		HOME		0-0-0		0-1-0		0-0-0			
0-2-0		0-0-0	0-0-0		AWAY		0-1-0		0-1-0		0-0-0			
0-0-0		0-0-0	0-0-0		NEUTRAL		0-0-0		0-0-0		0-0-0			
RPI	S	Opponent	Score		RPI	S	Opponent	Score		RPI	S	Opponent	Score	
5	A	UC Irvine	0 3							112	A	Portland	2 5	
							56 A St. Mary's (CA)	0 1		136	H	Gonzaga	3 4	
							85 A San Diego St.	0 2		138	A	UC Riverside	1 5	
							89 A Cal Poly	2 1		163	A	San Jose St.	0 4	
										168	A	Grand Canyon	2 3	
<hr/>														
LAST 10 GAMES														
					56 A St. Mary's (CA)	0 1		163 A San Jose St.	0 4					
					112 A Portland	2 5		85 A San Diego St.	0 2					
					136 H Gonzaga	3 4		168 A Grand Canyon	2 3					
					89 A Cal Poly	2 1		5 A UC Irvine	0 3					
								138 A UC Riverside	1 5					

Non-Div. I Games: UC Santa Cruz 4 0

Pacific

Average RPI Win:	198	WON-LOST	WINNING	LAST 10	STRENGTH OF	OPP. STRENGTH	TEAM	ADJ	CONF.	ADJ CONF.		
Average RPI Loss:	116	RECORD	PCT. RANK	GAMES	SCHEDULE	OF SCHEDULE	RPI	RPI	RPI	RPI		
DIV. I ONLY		1-8-1	.15	194	1-8-1	171	199	197	.3293	197	20	20
DIV. I NON-CONF.		1-6-0	.14286	191	1-6-0	167	199	193	.33527	194	20	20
<hr/>												
TOTALS	RPI 1-25	RPI 26-50		W-L RECORDS		RPI 51-100		RPI 101-150		RPI 150+		
1-8-1	0-0-0	0-2-0		OVERALL		0-0-0		0-4-0		1-2-1		
0-4-0	0-0-0	0-1-0		HOME		0-0-0		0-2-0		0-1-0		
1-3-1	0-0-0	0-1-0		AWAY		0-0-0		0-1-0		1-1-1		
0-1-0	0-0-0	0-0-0		NEUTRAL		0-0-0		0-1-0		0-0-0		
<hr/>												
1-6-0	0-0-0	0-1-0		NON-CONFERENCE		0-0-0		0-3-0		1-2-0		
0-2-0	0-0-0	0-0-0		HOME		0-0-0		0-1-0		0-1-0		
1-3-0	0-0-0	0-0-		AWAY		0-0-0		0-1-0		1-1-0		
0-1-0	0-0-0	0-0-0		NEUTRAL		0-0-0		0-1-0		0-0-0		
<hr/>												
0-2-1	0-0-0	0-1-0		CONFERENCE		0-0-0		0-1-0		0-0-1		
0-2-0	0-0-0	0-1-0		HOME		0-0-0		0-1-0		0-0-0		
0-0-1	0-0-0	0-0-0		AWAY		0-0-0		0-0-0		0-0-1		
0-0-0	0-0-0	0-0-0		NEUTRAL		0-0-0		0-0-0		0-0-0		
<hr/>												
RPI S	Opponent	Score	RPI S	Opponent	Score	RPI S	Opponent	Score	RPI S	Opponent	Score	
			31 A	Clemson	0 6				110 A	North Carolina St.	2 5	
			34 H	Coastal Caro.	1 2				128 N	Lipscomb	2 3	
									130 H	Liberty	0 1	
									134 H	Wofford	0 3	
									167 H	Ga. Southern	1 2	
									195 A	Belmont	0 2	
									198 A	USC Upstate	1 0	
									203 A	UNC Asheville	1 1	
<hr/>												
			LAST 10 GAMES									
			130 H	Liberty	0 1	195 A	Belmont	0 2				
			110 A	North Carolina St.	2 5	128 N	Lipscomb	2 3				
			203 A	UNC Asheville	1 1	198 A	USC Upstate	1 0				
			34 H	Coastal Caro.	1 2	134 H	Wofford	0 3				
			31 A	Clemson	0 6	167 H	Ga. Southern	1 2				

Non-Div. I Games:

Gardner-Webb

Average RPI Win:		199	WON-LOST RECORD		WINNING PCT. RANK		LAST 10 GAMES		STRENGTH OF SCHEDULE		OPP. STRENGTH OF SCHEDULE		TEAM RPI		ADJ RPI		CONF. RPI		ADJ CONF. RPI				
DIV. I ONLY		2-7-1		.25		178		2-7-1		195		204		198		.32792		198		22		22	
DIV. I NON-CONF.		2-5-1		.3125		160		2-5-1		201		201		201		.31293		201		22		22	
TOTALS		RPI 1-25		RPI 26-50		W-L RECORDS		RPI 51-100		RPI 101-150		RPI 150+											
2-7-1		0-1-0		0-0-0		OVERALL		0-0-0		0-3-0		2-3-1											
1-3-0		0-0-0		0-0-0		HOME		0-0-0		0-0-0		1-3-0											
1-3-1		0-1-0		0-0-0		AWAY		0-0-0		0-2-0		1-0-1											
0-1-0		0-0-0		0-0-0		NEUTRAL		0-0-0		0-1-0		0-0-0											
2-5-1		0-1-0		0-0-0		NON-CONFERENCE		0-0-0		0-2-0		2-2-1											
1-2-0		0-0-0		0-0-0		HOME		0-0-0		0-0-0		1-2-0											
1-2-1		0-1-0		0-0-		AWAY		0-0-0		0-1-0		1-0-1											
0-1-0		0-0-0		0-0-0		NEUTRAL		0-0-0		0-1-0		0-0-0											
0-2-0		0-0-0		0-0-0		CONFERENCE		0-0-0		0-1-0		0-1-0											
0-1-0		0-0-0		0-0-0		HOME		0-0-0		0-0-0		0-1-0											
0-1-0		0-0-0		0-0-0		AWAY		0-0-0		0-1-0		0-0-0											
0-0-0		0-0-0		0-0-0		NEUTRAL		0-0-0		0-0-0		0-0-0											
RPI	S	Opponent		Score		RPI	S	Opponent		Score		RPI	S	Opponent		Score							
22	A	Winthrop		3	5							128	A	Lipscomb		1	2						
												130	N	Liberty		1	3						
												134	A	Wofford		2	3						
												158	H	North Florida		0	3						
												177	H	Appalachian St.		1	3						
												194	H	Presbyterian		2	0						
												197	H	Gardner-Webb		0	1						
												203	A	UNC Asheville		3	3						
												204	A	VMI		2	0						
LAST 10 GAMES																							
		158	H	North Florida		0	3	22	A	Winthrop		3	5										
		128	A	Lipscomb		1	2	130	N	Liberty		1	3										
		177	H	Appalachian St.		1	3	204	A	VMI		2	0										
		134	A	Wofford		2	3	197	H	Gardner-Webb		0	1										
		194	H	Presbyterian		2	0	203	A	UNC Asheville		3	3										

Non-Div. I Games:

USC Upstate

Average RPI Win:		0	WON-LOST RECORD		WINNING PCT. RANK	LAST 10 GAMES	STRENGTH OF SCHEDULE		OPP. STRENGTH OF SCHEDULE	TEAM RPI	ADJ RPI	CONF. RPI	ADJ CONF. RPI			
Average RPI Loss:		141														
DIV. I ONLY			0-7-1		.0625	204	0-7-1		136	201	200	.32025	199	18	18	
DIV. I NON-CONF.			0-5-0		0	205	0-5-0		123	203	197	.32881	198	16	17	
<hr/>																
TOTALS		RPI 1-25		RPI 26-50		W-L RECORDS		RPI 51-100		RPI 101-150		RPI 150+				
0-7-1		0-0-0		0-0-0		OVERALL		0-1-1		0-3-0		0-3-0				
0-1-1		0-0-0		0-0-0		HOME		0-0-1		0-1-0		0-0-0				
0-6-0		0-0-0		0-0-0		AWAY		0-1-0		0-2-0		0-3-0				
0-0-0		0-0-0		0-0-0		NEUTRAL		0-0-0		0-0-0		0-0-0				
0-5-0		0-0-0		0-0-0		NON-CONFERENCE		0-1-0		0-2-0		0-2-0				
0-1-0		0-0-0		0-0-0		HOME		0-0-0		0-1-0		0-0-0				
0-4-0		0-0-0		0-0-		AWAY		0-1-0		0-1-0		0-2-0				
0-0-0		0-0-0		0-0-0		NEUTRAL		0-0-0		0-0-0		0-0-0				
0-2-1		0-0-0		0-0-0		CONFERENCE		0-0-1		0-1-0		0-1-0				
0-0-1		0-0-0		0-0-0		HOME		0-0-1		0-0-0		0-0-0				
0-2-0		0-0-0		0-0-0		AWAY		0-0-0		0-1-0		0-1-0				
0-0-0		0-0-0		0-0-0		NEUTRAL		0-0-0		0-0-0		0-0-0				
RPI	S	Opponent		Score	RPI	S	Opponent		Score	RPI	S	Opponent		Score		
							81	H	Denver	1	1	128	H	Lipscomb	1	2
							82	A	Bowling Green	1	3	129	A	Western Mich.	1	2
												143	A	Omaha	0	1
												156	A	IUPUI	1	2
												161	A	Cincinnati	0	1
												191	A	Central Ark.	0	2
<hr/>																
					LAST 10 GAMES											
				156	A	IUPUI	1	2	129	A	Western Mich.	1	2			
				81	H	Denver	1	1	191	A	Central Ark.	0	2			
				143	A	Omaha	0	1	128	H	Lipscomb	1	2			
				161	A	Cincinnati	0	1								
				82	A	Bowling Green	1	3								

Non-Div. I Games: St. Francis (IL) 2 0 Culver-Stockton 5 1

Eastern Ill.

Average RPI Win:	0	WON-LOST	WINNING	LAST 10	STRENGTH OF	OPP. STRENGTH	TEAM	ADJ	CONF.	ADJ CONF.					
Average RPI Loss:	125	RECORD	PCT. RANK	GAMES	SCHEDULE	OF SCHEDULE	RPI	RPI	RPI	RPI					
DIV. I ONLY	0-11-1	.04167	205	0-4-0	151	195	201	.32024	200	23	23				
DIV. I NON-CONF.	0-9-1	.05	203	0-2-0	147	181	198	.33182	197	23	23				
<hr/>															
TOTALS	RPI 1-25	RPI 26-50		W-L RECORDS		RPI 51-100		RPI 101-150		RPI 150+					
0-11-1	0-0-0	0-0-0		OVERALL		0-3-0		0-4-0		0-4-1					
0-4-0	0-0-0	0-0-0		HOME		0-1-0		0-1-0		0-2-0					
0-7-1	0-0-0	0-0-0		AWAY		0-2-0		0-3-0		0-2-1					
0-0-0	0-0-0	0-0-0		NEUTRAL		0-0-0		0-0-0		0-0-0					
<hr/>															
0-9-1	0-0-0	0-0-0		NON-CONFERENCE		0-3-0		0-4-0		0-2-1					
0-3-0	0-0-0	0-0-0		HOME		0-1-0		0-1-0		0-1-0					
0-6-1	0-0-0	0-0-		AWAY		0-2-0		0-3-0		0-1-1					
0-0-0	0-0-0	0-0-0		NEUTRAL		0-0-0		0-0-0		0-0-0					
<hr/>															
0-2-0	0-0-0	0-0-0		CONFERENCE		0-0-0		0-0-0		0-2-0					
0-1-0	0-0-0	0-0-0		HOME		0-0-0		0-0-0		0-1-0					
0-1-0	0-0-0	0-0-0		AWAY		0-0-0		0-0-0		0-1-0					
0-0-0	0-0-0	0-0-0		NEUTRAL		0-0-0		0-0-0		0-0-0					
<hr/>															
RPI	S	Opponent	Score	RPI	S	Opponent	Score	RPI	S	Opponent	Score				
								64	H	Holy Cross	1 4				
								72	A	Delaware	0 2				
								91	A	Siena	1 5				
												108	A	UMBC	1 2
												116	A	Rhode Island	1 3
												118	A	NJIT	0 1
												123	H	Marist	0 1
												162	H	St. Francis Brooklyn	1 2
												165	A	Central Conn. St.	0 1
												169	A	UMass Lowell	0 2
184	H	Stony Brook	2 4												
202	A	Yale	1 1												
<hr/>															
LAST 10 GAMES															
162 H St. Francis Brooklyn				1 2	184 H Stony Brook				2 4						
118 A NJIT				0 1	165 A Central Conn. St.				0 1						
169 A UMass Lowell				0 2	123 H Marist				0 1						
64 H Holy Cross				1 4	91 A Siena				1 5						
116 A Rhode Island				1 3	202 A Yale				1 1						

Non-Div. I Games:

Sacred Heart

Average RPI Win: 0		WON-LOST RECORD		WINNING PCT. RANK		LAST 10 GAMES		STRENGTH OF SCHEDULE		OPP. STRENGTH OF SCHEDULE		TEAM RPI		ADJ RPI		CONF. RPI		ADJ CONF. RPI					
Average RPI Loss: 124																							
DIV. I ONLY		0-11-2		.07692 203		0-8-2		139		202		199		.31346 201		24		24					
DIV. I NON-CONF.		0-11-1		.04167 204		0-8-1		133		200		196		.32205 200		24		24					
TOTALS		RPI 1-25		RPI 26-50		W-L RECORDS		RPI 51-100		RPI 101-150		RPI 150+											
0-11-2		0-0-0		0-2-0		OVERALL		0-0-0		0-5-0		0-4-2											
0-2-1		0-0-0		0-0-0		HOME		0-0-0		0-0-0		0-2-1											
0-6-1		0-0-0		0-1-0		AWAY		0-0-0		0-4-0		0-1-1											
0-3-0		0-0-0		0-1-0		NEUTRAL		0-0-0		0-1-0		0-1-0											
0-11-1		0-0-0		0-2-0		NON-CONFERENCE		0-0-0		0-5-0		0-4-1											
0-2-0		0-0-0		0-0-0		HOME		0-0-0		0-0-0		0-2-0											
0-6-1		0-0-0		0-0-		AWAY		0-0-0		0-4-0		0-1-1											
0-3-0		0-0-0		0-1-0		NEUTRAL		0-0-0		0-1-0		0-1-0											
0-0-1		0-0-0		0-0-0		CONFERENCE		0-0-0		0-0-0		0-0-1											
0-0-1		0-0-0		0-0-0		HOME		0-0-0		0-0-0		0-0-1											
0-0-0		0-0-0		0-0-0		AWAY		0-0-0		0-0-0		0-0-0											
0-0-0		0-0-0		0-0-0		NEUTRAL		0-0-0		0-0-0		0-0-0											
RPI	S	Opponent		Score		RPI	S	Opponent		Score		RPI	S	Opponent		Score		RPI	S	Opponent		Score	
						32	A	UNLV		0	4			101	N	Bakersfield		0	5				
						49	N	George Mason		0	7			117	A	Saint Joseph's		0	1				
														122	A	Bucknell		0	4				
														130	A	Liberty		0	4				
														145	A	Loyola Maryland		0	1				
														151	N	George Washington		1	4				
														162	A	St. Francis Brooklyn		0	3				
														174	H	Robert Morris		1	2				
														177	H	Appalachian St.		2	2				
														185	H	LIU Brooklyn		1	4				
														204	A	VMI		2	2				
LAST 10 GAMES																							
						185	H	LIU Brooklyn		1	4			177	H	Appalachian St.		2	2				
						130	A	Liberty		0	4			174	H	Robert Morris		1	2				
						204	A	VMI		2	2			117	A	Saint Joseph's		0	1				
						162	A	St. Francis Brooklyn		0	3			32	A	UNLV		0	4				
						122	A	Bucknell		0	4			101	N	Bakersfield		0	5				

Non-Div. I Games:

Howard

Average RPI Win: 0		WON-LOST RECORD		WINNING PCT. RANK		LAST 10 GAMES		STRENGTH OF SCHEDULE		OPP. STRENGTH OF SCHEDULE		TEAM RPI		ADJ RPI		CONF. RPI		ADJ CONF. RPI	
DIV. I ONLY		0-8-2		.1 201		0-8-2		176		191		202		.30811 202		10		10	
DIV. I NON-CONF.		0-6-2		.125 195		0-6-2		199		193		203		.27338 203		10		11	
TOTALS		RPI 1-25		RPI 26-50		W-L RECORDS		RPI 51-100		RPI 101-150		RPI 150+							
0-8-2		0-1-0		0-0-0		OVERALL		0-3-0		0-1-0		0-3-2							
0-3-2		0-0-0		0-0-0		HOME		0-1-0		0-0-0		0-2-2							
0-5-0		0-1-0		0-0-0		AWAY		0-2-0		0-1-0		0-1-0							
0-0-0		0-0-0		0-0-0		NEUTRAL		0-0-0		0-0-0		0-0-0							
0-6-2		0-0-0		0-0-0		NON-CONFERENCE		0-2-0		0-1-0		0-3-2							
0-3-2		0-0-0		0-0-0		HOME		0-1-0		0-0-0		0-2-2							
0-3-0		0-0-0		0-0-		AWAY		0-1-0		0-1-0		0-1-0							
0-0-0		0-0-0		0-0-0		NEUTRAL		0-0-0		0-0-0		0-0-0							
0-2-0		0-1-0		0-0-0		CONFERENCE		0-1-0		0-0-0		0-0-0							
0-0-0		0-0-0		0-0-0		HOME		0-0-0		0-0-0		0-0-0							
0-2-0		0-1-0		0-0-0		AWAY		0-1-0		0-0-0		0-0-0							
0-0-0		0-0-0		0-0-0		NEUTRAL		0-0-0		0-0-0		0-0-0							
RPI	S	Opponent		Score		RPI	S	Opponent		Score		RPI	S	Opponent		Score			
23	A	Dartmouth		1 4								79	H	Iona		1 2			
												83	A	Quinnipiac		0 1			
												93	A	Harvard		0 1			
												116	A	Rhode Island		0 1			
												165	H	Central Conn. St.		0 1			
												173	A	Fairfield		0 1			
												182	H	Fairleigh Dickinson		1 3			
												188	H	Manhattan		0 0			
												200	H	Sacred Heart		1 1			
LAST 10 GAMES																			
182	H	Fairleigh Dickinson		1 3		23	A	Dartmouth		1 4									
83	A	Quinnipiac		0 1		93	A	Harvard		0 1									
165	H	Central Conn. St.		0 1		173	A	Fairfield		0 1									
188	H	Manhattan		0 0		79	H	Iona		1 2									
116	A	Rhode Island		0 1		200	H	Sacred Heart		1 1									

Non-Div. I Games:

Yale

Average RPI Win:		0	WON-LOST		WINNING		LAST 10		STRENGTH OF		OPP. STRENGTH		TEAM		ADJ		CONF.		ADJ CONF.				
Average RPI Loss:		120	RECORD		PCT. RANK		GAMES		SCHEDULE		OF SCHEDULE		RPI		RPI		RPI		RPI				
DIV. I ONLY			0-6-2		.125	197	0-6-2			179		205		203	.30711	203	20	20					
DIV. I NON-CONF.			0-3-1		.125	195	0-3-1			202		205		205	.26157	204	20	20					
TOTALS		RPI 1-25		RPI 26-50			W-L RECORDS			RPI 51-100			RPI 101-150			RPI 150+							
0-6-2		0-0-0		0-1-0			OVERALL			0-1-0			0-2-0			0-2-2							
0-2-2		0-0-0		0-0-0			HOME			0-1-0			0-0-0			0-1-2							
0-3-0		0-0-0		0-1-0			AWAY			0-0-0			0-1-0			0-1-0							
0-1-0		0-0-0		0-0-0			NEUTRAL			0-0-0			0-1-0			0-0-0							
0-3-1		0-0-0		0-0-0			NON-CONFERENCE			0-0-0			0-1-0			0-2-1							
0-1-1		0-0-0		0-0-0			HOME			0-0-0			0-0-0			0-1-1							
0-1-0		0-0-0		0-0-			AWAY			0-0-0			0-0-0			0-1-0							
0-1-0		0-0-0		0-0-0			NEUTRAL			0-0-0			0-1-0			0-0-0							
0-3-1		0-0-0		0-1-0			CONFERENCE			0-1-0			0-1-0			0-0-1							
0-1-1		0-0-0		0-0-0			HOME			0-1-0			0-0-0			0-0-1							
0-2-0		0-0-0		0-1-0			AWAY			0-0-0			0-1-0			0-0-0							
0-0-0		0-0-0		0-0-0			NEUTRAL			0-0-0			0-0-0			0-0-0							
RPI	S	Opponent			Score			RPI	S	Opponent			Score			RPI	S	Opponent			Score		
								34	A	Coastal Caro.			0 4			62	H	Radford			0 1		
																126	N	Mercer			0 3		
																127	A	High Point			0 3		
																167	A	Ga. Southern			0 3		
																197	H	Gardner-Webb			1 1		
																198	H	USC Upstate			3 3		
																204	H	VMI			0 1		
LAST 10 GAMES																							
								62	H	Radford			0 1			34	A	Coastal Caro.			0 4		
								127	A	High Point			0 3			197	H	Gardner-Webb			1 1		
								167	A	Ga. Southern			0 3			198	H	USC Upstate			3 3		
								126	N	Mercer			0 3										
								204	H	VMI			0 1										

Non-Div. I Games: Brevard 2 1

UNC Asheville

VMI				Through Games Of Oct. 12, 2014									
Average RPI Win:	203	WON-LOST RECORD	WINNING PCT. RANK	LAST 10 GAMES	STRENGTH OF SCHEDULE	OPP. STRENGTH OF SCHEDULE	TEAM RPI	ADJ RPI	CONF. RPI	ADJ CONF. RPI			
Average RPI Loss:	128												
DIV. I ONLY		1-10-1	.125	197	1-8-1	200	192	204	.29578	204	21	21	
DIV. I NON-CONF.		1-6-1	.1875	185	1-4-1	205	185	204	.25409	205	21	21	
<hr/>													
TOTALS		RPI 1-25		RPI 26-50		W-L RECORDS		RPI 51-100		RPI 101-150		RPI 150+	
1-10-1		0-0-0		0-0-0		OVERALL		0-3-0		0-4-0		1-3-1	
0-6-1		0-0-0		0-0-0		HOME		0-1-0		0-2-0		0-3-1	
1-4-0		0-0-0		0-0-0		AWAY		0-2-0		0-2-0		1-0-0	
0-0-0		0-0-0		0-0-0		NEUTRAL		0-0-0		0-0-0		0-0-0	
1-6-1		0-0-0		0-0-0		NON-CONFERENCE		0-2-0		0-1-0		1-3-1	
0-4-1		0-0-0		0-0-0		HOME		0-0-0		0-1-0		0-3-1	
1-2-0		0-0-0		0-0-		AWAY		0-2-0		0-0-0		1-0-0	
0-0-0		0-0-0		0-0-0		NEUTRAL		0-0-0		0-0-0		0-0-0	
0-4-0		0-0-0		0-0-0		CONFERENCE		0-1-0		0-3-0		0-0-0	
0-2-0		0-0-0		0-0-0		HOME		0-1-0		0-1-0		0-0-0	
0-2-0		0-0-0		0-0-0		AWAY		0-0-0		0-2-0		0-0-0	
0-0-0		0-0-0		0-0-0		NEUTRAL		0-0-0		0-0-0		0-0-0	
RPI	S	Opponent	Score	RPI	S	Opponent	Score	RPI	S	Opponent	Score		

Non-Div. I Games:

VMI

Average RPI Win:		195	WON-LOST		WINNING		LAST 10		STRENGTH OF		OPP. STRENGTH		TEAM		ADJ		CONF.		ADJ CONF.	
Average RPI Loss:		161	RECORD		PCT. RANK		GAMES		SCHEDULE		OF SCHEDULE		RPI		RPI		RPI		RPI	
DIV. I ONLY			1-5-2		.25		178		1-5-2		205		196		205		.28926		205	
DIV. I NON-CONF.			1-3-2		.33333		153		1-3-2		198		189		199		.33422		195	
TOTALS		RPI 1-25		RPI 26-50		W-L RECORDS		RPI 51-100		RPI 101-150		RPI 150+								
1-5-2		0-0-0		0-0-0		OVERALL		0-0-0		0-2-2		1-3-0								
0-2-1		0-0-0		0-0-0		HOME		0-0-0		0-0-1		0-2-0								
0-3-1		0-0-0		0-0-0		AWAY		0-0-0		0-2-1		0-1-0								
1-0-0		0-0-0		0-0-0		NEUTRAL		0-0-0		0-0-0		1-0-0								
1-3-2		0-0-0		0-0-0		NON-CONFERENCE		0-0-0		0-2-2		1-1-0								
0-1-1		0-0-0		0-0-0		HOME		0-0-0		0-0-1		0-1-0								
0-2-1		0-0-0		0-0-		AWAY		0-0-0		0-2-1		0-0-0								
1-0-0		0-0-0		0-0-0		NEUTRAL		0-0-0		0-0-0		1-0-0								
0-2-0		0-0-0		0-0-0		CONFERENCE		0-0-0		0-0-0		0-2-0								
0-1-0		0-0-0		0-0-0		HOME		0-0-0		0-0-0		0-1-0								
0-1-0		0-0-0		0-0-0		AWAY		0-0-0		0-0-0		0-1-0								
0-0-0		0-0-0		0-0-0		NEUTRAL		0-0-0		0-0-0		0-0-0								
RPI	S	Opponent		Score	RPI	S	Opponent		Score	RPI	S	Opponent		Score						

Non-Div. I Games:

Houston Baptist